



Verrado in Buckeye, AZ

Market Trends

Property Type: SF + Condo/TH/Apt

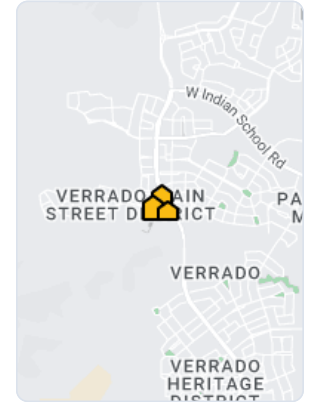
July 2023

Market Type



Key Details

Months of Inventory	List to Sold Price %	Median Days in RPR	Median Sold Price
3.32	97.8%	49	\$554,000
↓ 17.41% MoM	↓ 0.8% MoM	↓ 15.52% MoM	↑ 14.23% MoM



Realtors Property Resource®, LLC

Source: Listings

Median Estimated Property Value

July 2023

Property Type: SF + Condo/TH/Apt

Median Estimated Value

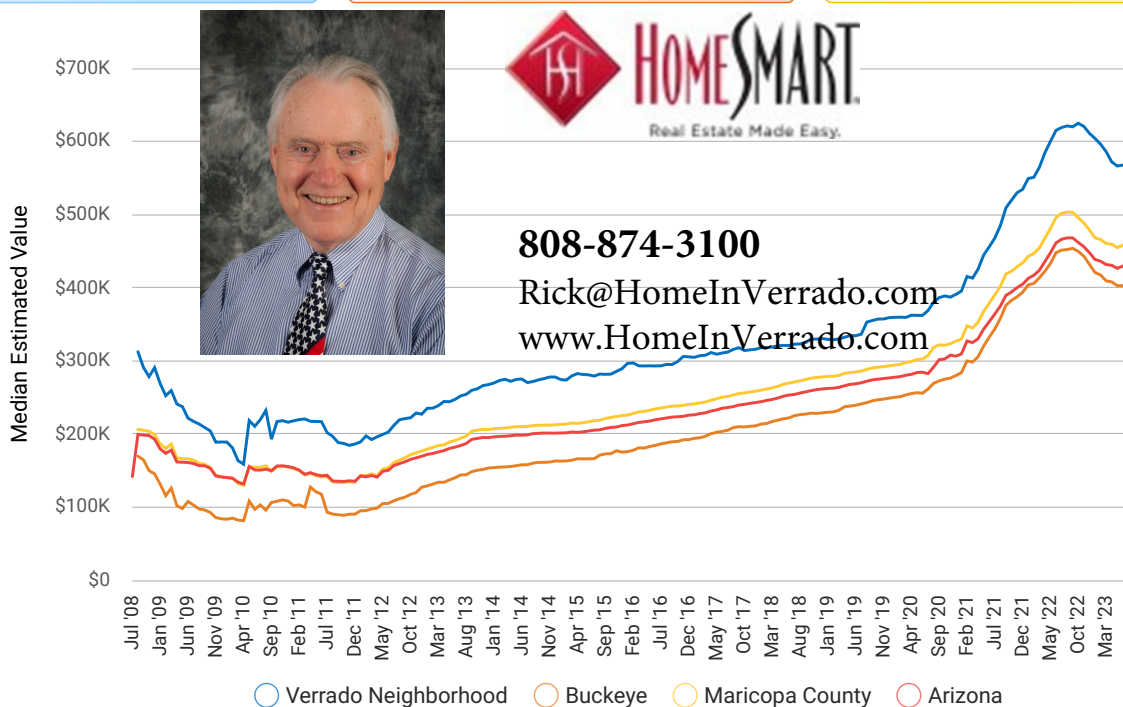
\$568,520

Last Month Change

+0.2%

12 Month Change

-8.1%



Realtors Property Resource®, LLC

Source: Public Records and Listings

New Listings

July 2023

Property Type: SF + Condo/TH/Apt

Median List Price

\$517,425

↓ 21.5% MoM

of Properties

30

↓ 36.2% MoM

Median \$/Sqft

\$247

↓ 6.4% MoM

Total \$ Volume

\$18,025,342

↓ 45.3% MoM

Median Living Area Sqft

2,214

↓ 2.8% MoM



Realtors Property Resource®, LLC

Source: Listings

Active Listings

July 2023

**808-874-3100**

Rick@HomeInVerrado.com

www.HomeInVerrado.com

Property Type: SF + Condo/TH/Apt

Median List Price

\$635,000

↑ 1.3% MoM

of Properties

115

↓ 12.9% MoM

Median Days in RPR

67

↑ 9.8% MoM

Median \$/Sqft

\$264

↓ 1.1% MoM

Total \$ Volume

\$83,554,528

↓ 11.3% MoM

Median Living Area Sqft

2,429

↑ 1.8% MoM



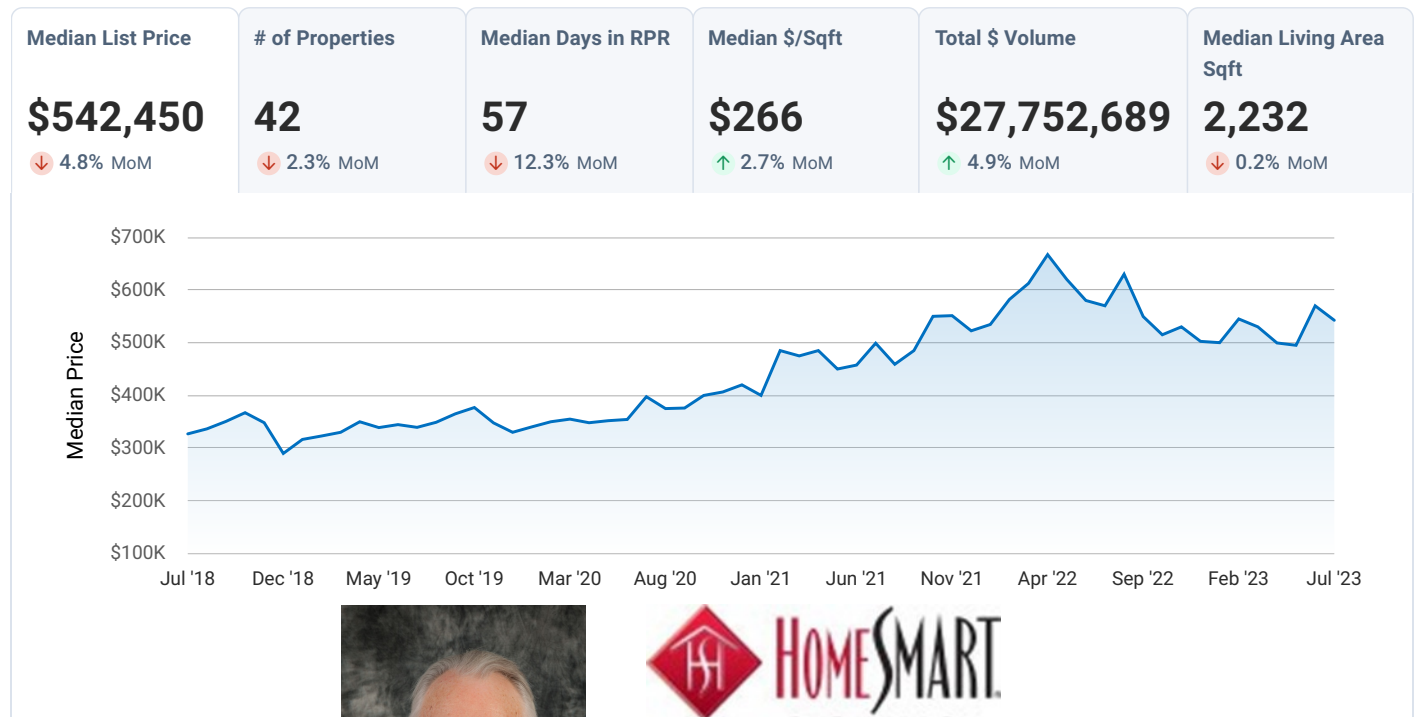
Realtors Property Resource®, LLC

Source: Listings

New Pending Listings

July 2023

Property Type: SF + Condo/TH/Apt

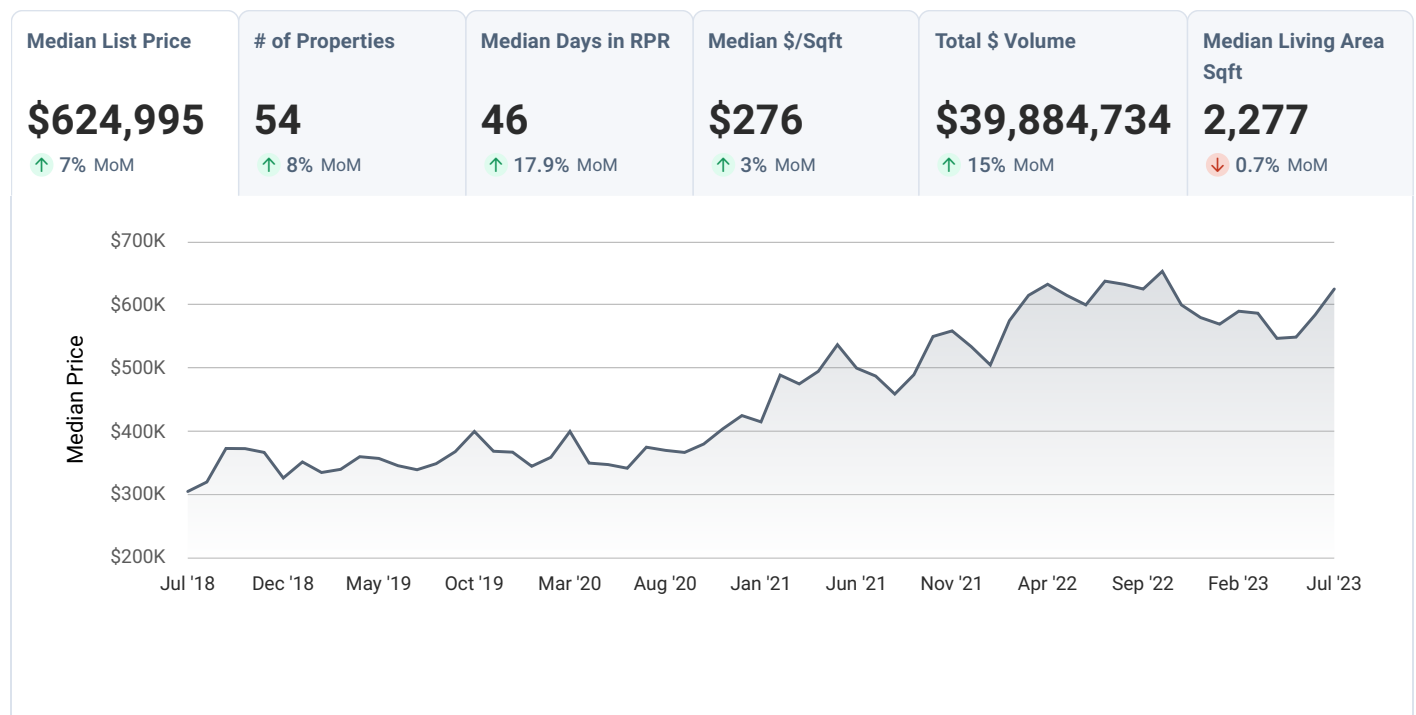


Realtors Property Resource®, LLC

Source: Listings

Pending Listings

July 2023


808-874-3100
Rick@HomeInVerrado.com
www.HomeInVerrado.com


Realtors Property Resource®, LLC

Source: Listings

Sold Listings

July 2023

Property Type: SF + Condo/TH/Apt

Median Sold Price

\$554,000

↑ 14.2% MoM

of Properties

33

↓ 10.8% MoM

Avg. List to Sale
Price %**97.8%**

↓ 0.8% MoM

Median Days in RPR

49

↓ 15.5% MoM

Median \$/Sqft

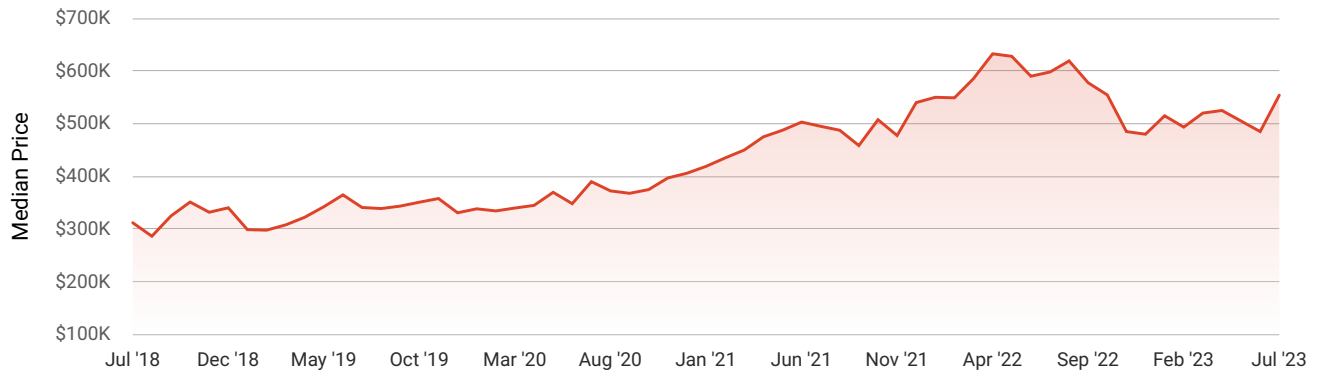
\$246

↑ 1.7% MoM

Total \$ Volume

\$19,536,213

↓ 1% MoM



Realtors Property Resource®, LLC



Source: Listings

Months Supply of Inventory

July 2023

**808-874-3100****Rick@HomeInVerrado.com****www.HomeInVerrado.com**

Property Type: SF + Condo/TH/Apt

Months Supply of Inventory

3.32

Last Month Change

-17.4%

12 Month Change

-12.4%

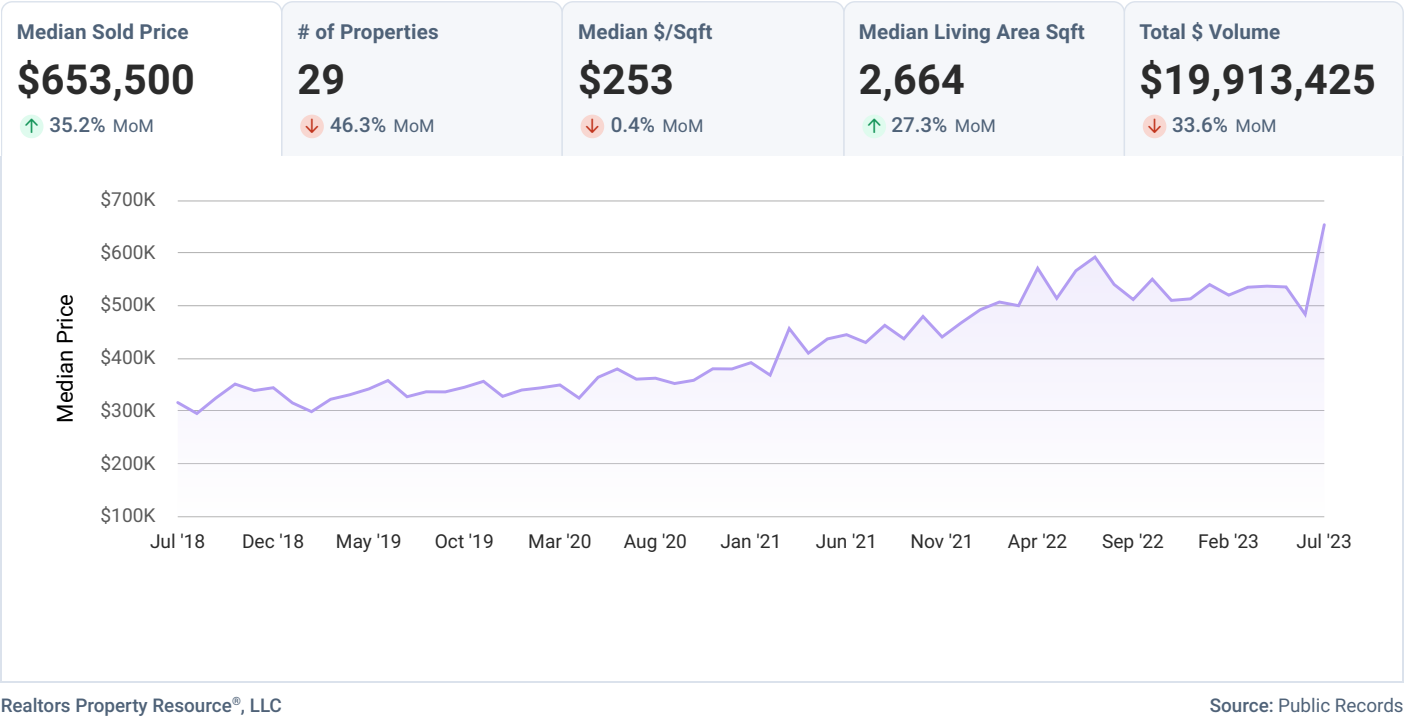
Realtors Property Resource®, LLC

Source: Listings

Sold Public Records

July 2023

Property Type: SF + Condo/TH/Apt



808-874-3100
Rick@HomeInVerrado.com
www.HomeInVerrado.com