

Sussex County COVID-19 Weekly Report

01/01/2020 - 06/18/2020

Table 1: Sussex County Total COVID-19 Cases by Municipality


| Communicable Disease Reporting and Surveillance System | | CDRSS STATISTICS REPORT | | 06/19/2020 |
|--|--|---------------------------------------|--|---|
| | | DATE FOR REPORT | |  |
| | | FROM 01/01/2020 TO 06/18/2020 | | |
| | | GROUP BY: TOTAL CASES BY MUNICIPALITY | | |
| | | | | COUNT |
| MUNICIPALITY: ANDOVER BOROUGH | | | | 2 |
| MUNICIPALITY: ANDOVER TOWNSHIP | | | | 237 |
| MUNICIPALITY: BRANCHVILLE BOROUGH | | | | 5 |
| MUNICIPALITY: BYRAM TOWNSHIP | | | | 54 |
| MUNICIPALITY: FRANKFORD TOWNSHIP | | | | 84 |
| MUNICIPALITY: FRANKLIN BOROUGH | | | | 46 |
| MUNICIPALITY: FREDON TOWNSHIP | | | | 19 |
| MUNICIPALITY: GREEN TOWNSHIP | | | | 17 |
| MUNICIPALITY: HAMBURG BOROUGH | | | | 29 |
| MUNICIPALITY: HAMPTON TOWNSHIP | | | | 32 |
| MUNICIPALITY: HARDYSTON TOWNSHIP | | | | 55 |
| MUNICIPALITY: HOPATCONG BOROUGH | | | | 127 |
| MUNICIPALITY: LAFAYETTE TOWNSHIP | | | | 12 |
| MUNICIPALITY: MONTAGUE TOWNSHIP | | | | 29 |
| MUNICIPALITY: NEWTON TOWN | | | | 105 |
| MUNICIPALITY: OGDENSBURG BOROUGH | | | | 16 |
| MUNICIPALITY: SANDYSTON TOWNSHIP | | | | 7 |
| MUNICIPALITY: SPARTA TOWNSHIP | | | | 107 |
| MUNICIPALITY: STANHOPE BOROUGH | | | | 21 |
| MUNICIPALITY: STILLWATER TOWNSHIP | | | | 13 |
| MUNICIPALITY: SUSSEX BOROUGH | | | | 13 |
| MUNICIPALITY: VERNON TOWNSHIP | | | | 133 |
| MUNICIPALITY: WANTAGE TOWNSHIP | | | | 53 |
| TOTAL CASES | | | | 1,216 |

Figure 1: Sussex County Total COVID-19 Cases by Municipality

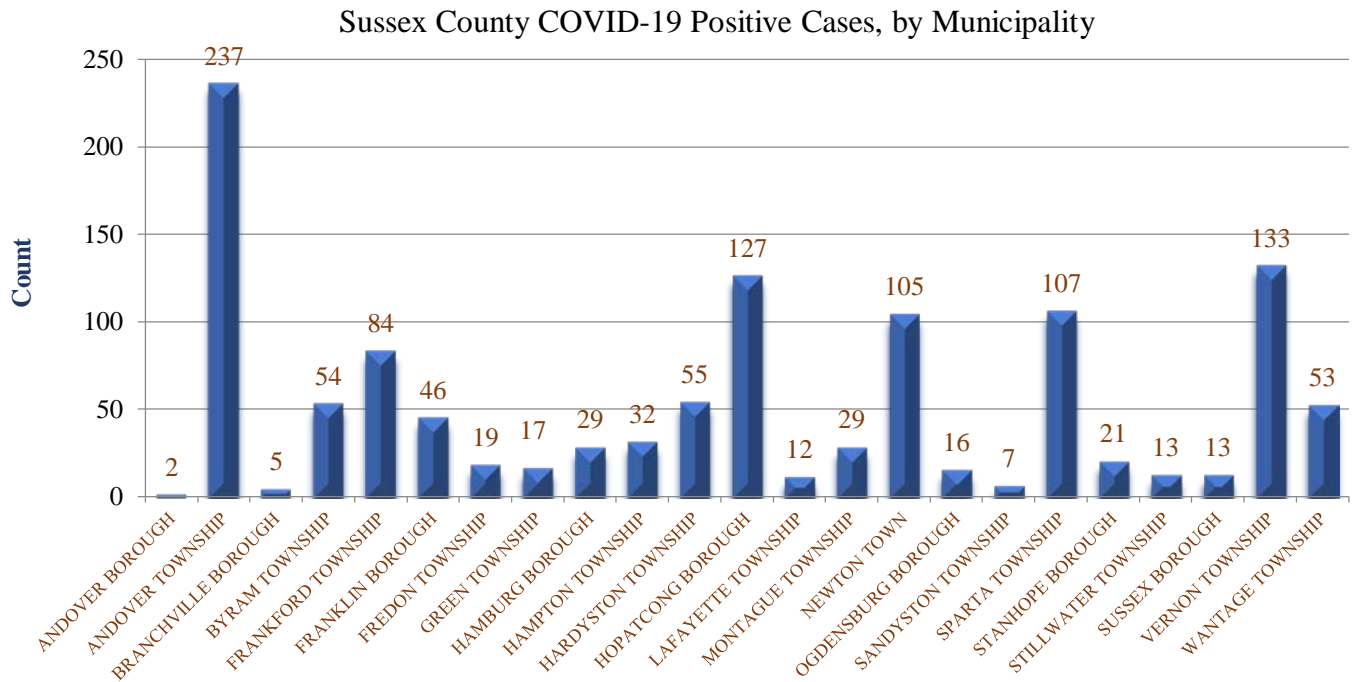


Figure 2: Sussex County Positive COVID-19 Cases by Reported Date

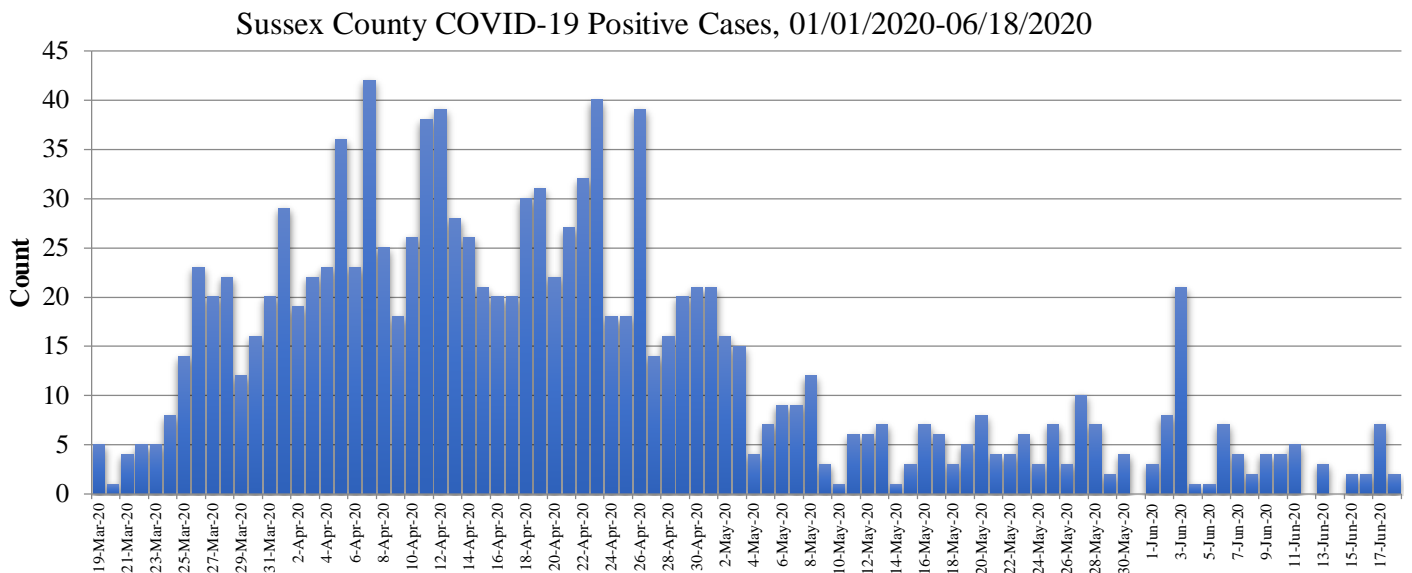


Table 2: Sussex County Positive COVID-19 Cases by Gender

| Gender | Count | Percentage |
|--------|-------|------------|
| Female | 631 | 52% |
| Male | 585 | 48% |

Figure 3: Sussex County Positive COVID-19 Cases by Gender

Sussex County Total Positive COVID-19 Cases by Gender

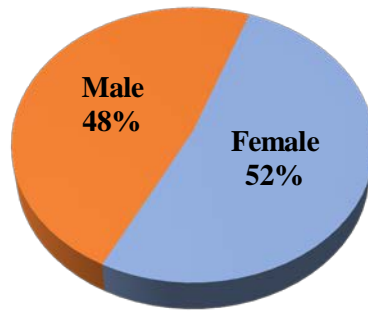


Table 3: Sussex County Positive COVID-19 Cases by Race

| Race | Count | Percentage |
|---|-------|------------|
| AMERICAN INDIAN OR ALASKAN NATIVE | 2 | 0.1% |
| ASIAN | 40 | 3% |
| BLACK OR AFRICAN AMERICAN | 70 | 6% |
| NATIVE HAWAIIAN OR OTHER PACIFIC ISLANDER | 3 | 0.1% |
| WHITE | 1,017 | 84% |
| OTHER | 41 | 3% |
| UNKNOWN | 43 | 3.5% |

Figure 4: Sussex County Positive COVID-19 Cases by Race

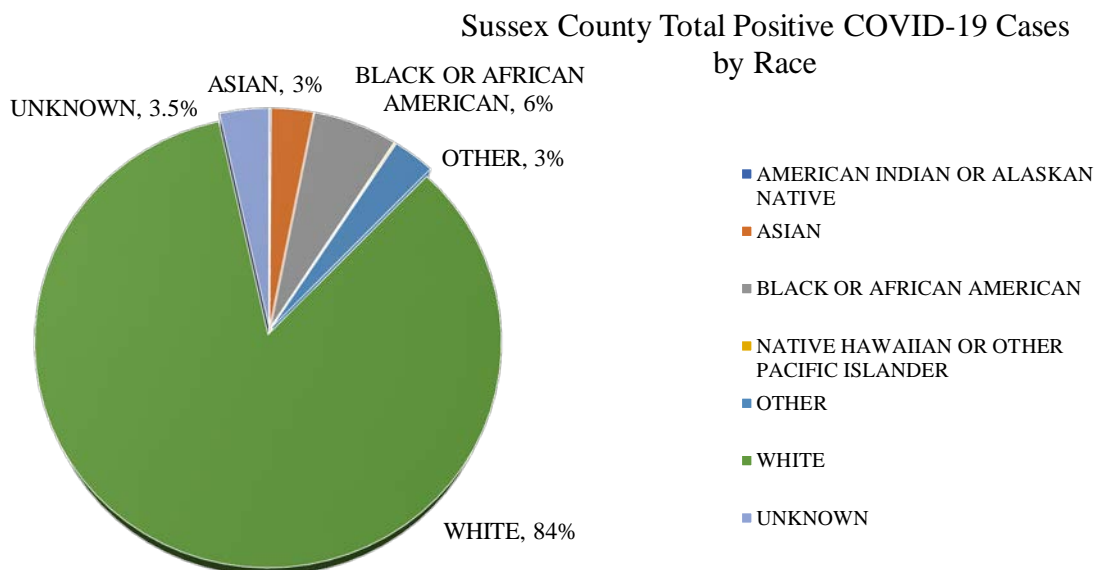


Table 4: Sussex County Positive COVID-19 Cases by Age

| Minimum Age | Average Age | Maximum Age |
|-------------|-------------|-------------|
| 3 Months | 55Y 9M | 105 Y |

Figure 5: Sussex County Positive COVID-19 Cases by Age Group

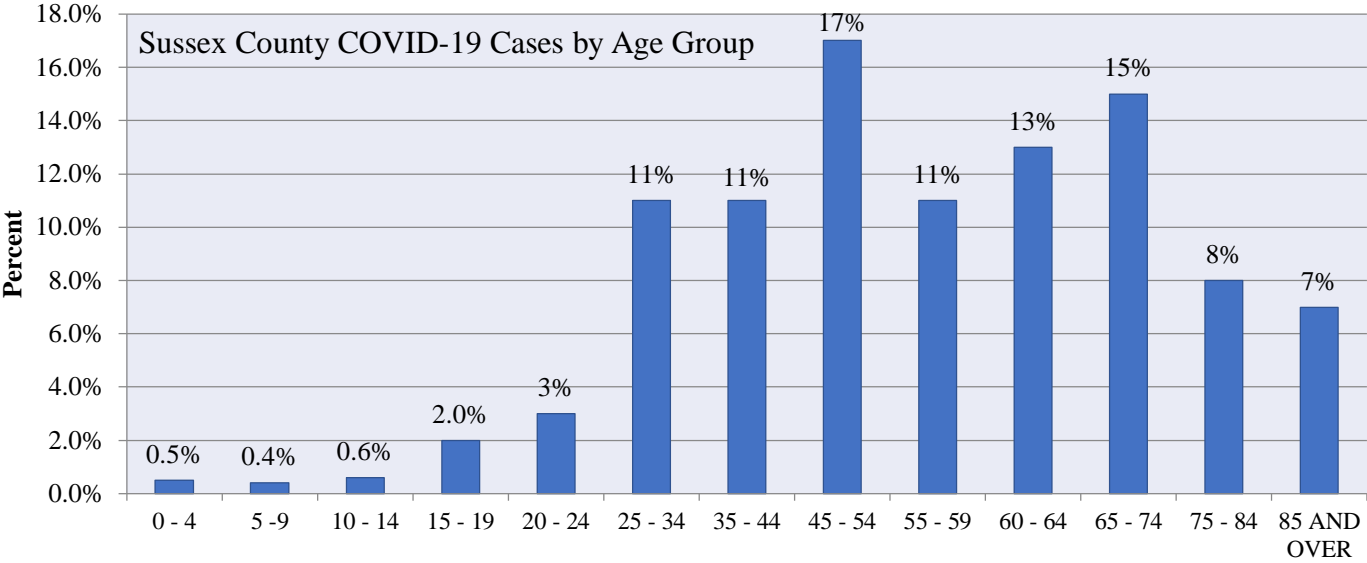


Table 5: Sussex County COVID-19 Deaths by Municipality, 01/01/2020 - 06/18/2020Communicable Disease Reporting and
Surveillance System**CDRSS STATISTICS REPORT**
DATE FOR REPORT
FROM 01/01/2020 TO 06/18/2020
GROUP BY: DEATHS BY MUNICIPALITY

06/19/2020



| | COUNT |
|-----------------------------------|------------|
| MUNICIPALITY: ANDOVER TOWNSHIP | 107 |
| MUNICIPALITY: BYRAM TOWNSHIP | 3 |
| MUNICIPALITY: FRANKFORD TOWNSHIP | 22 |
| MUNICIPALITY: FRANKLIN BOROUGH | 2 |
| MUNICIPALITY: FREDON TOWNSHIP | 1 |
| MUNICIPALITY: HAMBURG BOROUGH | 1 |
| MUNICIPALITY: HAMPTON TOWNSHIP | 2 |
| MUNICIPALITY: HARDYSTON TOWNSHIP | 3 |
| MUNICIPALITY: HOPATCONG BOROUGH | 8 |
| MUNICIPALITY: MONTAGUE TOWNSHIP | 4 |
| MUNICIPALITY: NEWTON TOWN | 12 |
| MUNICIPALITY: OGDENSBURG BOROUGH | 1 |
| MUNICIPALITY: SANDYSTON TOWNSHIP | 1 |
| MUNICIPALITY: SPARTA TOWNSHIP | 9 |
| MUNICIPALITY: STANHOPE BOROUGH | 1 |
| MUNICIPALITY: STILLWATER TOWNSHIP | 1 |
| MUNICIPALITY: SUSSEX BOROUGH | 1 |
| MUNICIPALITY: VERNON TOWNSHIP | 6 |
| MUNICIPALITY: WANTAGE TOWNSHIP | 1 |
| TOTAL FOR PAT DIED | 186 |

Table 6: Sussex County New Reported COVID-19 Related Deaths - 06/18/2020

| Deceased | Age | Gender | Township | Date of Death | Case Status |
|----------|--------|--------|------------------|---------------|-------------|
| 1 | 92Y 1M | FEMALE | ANDOVER TOWNSHIP | 06/01/2020 | PROBABLE |

(*On 6/18/20, the State CDRSS added 1 probable case which occurred earlier in the month)

Confirmed Case: Meets confirmatory laboratory evidence.

Probable Case:

Meets clinical criteria AND epidemiologic evidence with no confirmatory laboratory testing performed for COVID19, or
 Meets presumptive laboratory evidence AND either clinical OR epidemiologic linkage criteria, or
 Meets vital records criteria with no confirmatory laboratory testing performed for COVID19

Figure 6: Sussex County COVID-19 Deaths by Municipality

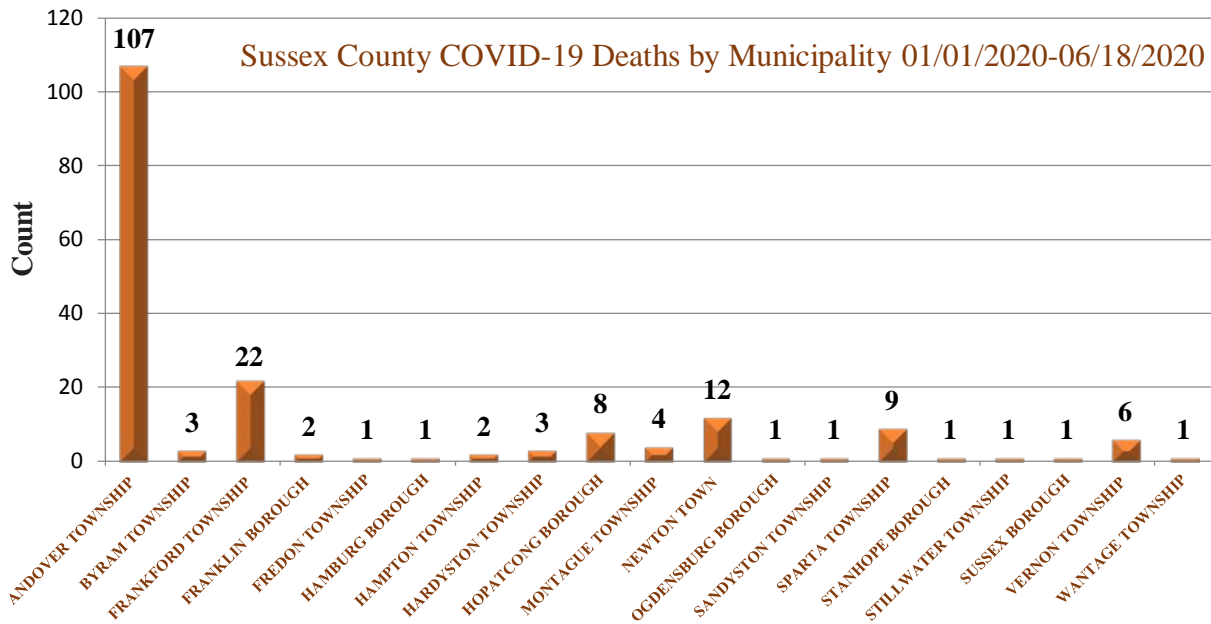


Table 7: Sussex County COVID-19 Deaths by Gender

| Gender | Count | Percentage |
|--------|-------|------------|
| Female | 89 | 48% |
| Male | 97 | 52% |

Figure 7: Sussex County COVID-19 Deaths by Gender

Sussex County COVID-19 Deaths by Gender

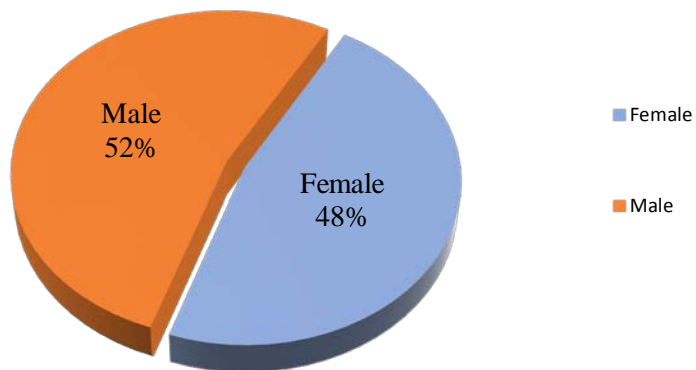


Table 8: Sussex County COVID-19 Deaths by Race

| Race | Count | Percentage |
|-----------------------------------|-------|------------|
| White | 155 | 83% |
| African American | 20 | 11% |
| Asian | 4 | 2% |
| AMERICAN INDIAN OR ALASKAN NATIVE | 1 | 1% |
| Other | 2 | 1% |
| Unknown | 4 | 2% |

Figure 8: Sussex County COVID-19 Deaths by Race

Sussex County COVID-19 Deaths by Race

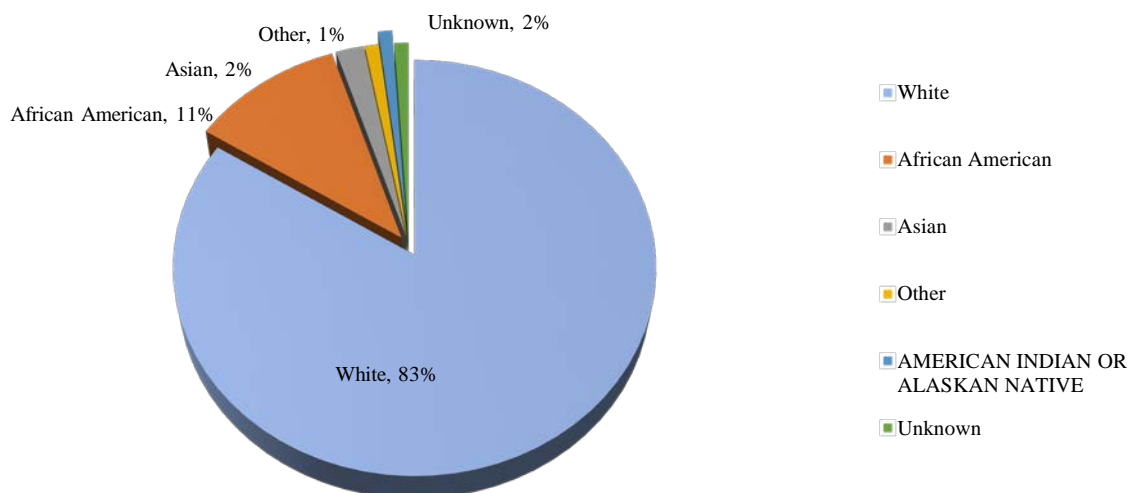


Figure 9: Sussex County COVID-19 Deaths by Age Group

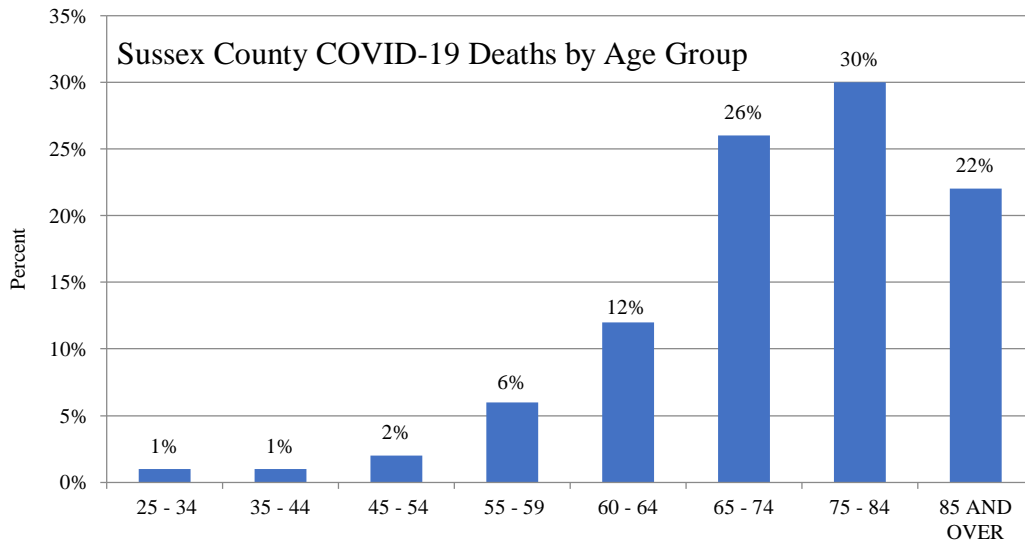
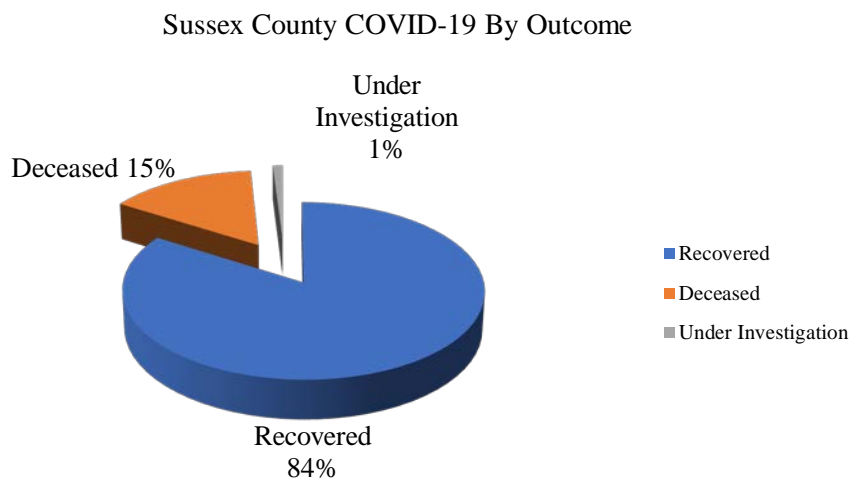


Table 9: Sussex County COVID-19 Cases by Outcome – 06/18/2020

| Total Number of Cases | Total Number of Cases Recovered | Total Number of Cases Deceased | Total Number of Cases Under Investigation |
|-----------------------|---------------------------------|--------------------------------|---|
| 1,216 | 1,017 | 186 | 13 |

Figure 10: Sussex County COVID-19 Cases by Outcome



END
June 19, 2020