



Lighthouse Quilters Guild



Sew on and Sew Forth

Members at last month's meeting shared so many questions, suggestions and complaints. We take these seriously. Thank you to those who sent me e-mails with your concerns. Although I did not attend the March Board meeting there was much discussion on the matters that mean so much to you.

Gifts for custodians, seating arrangements, membership raffle and the quilt show were topics that were discussed. To better serve you Kirsten Wengert, your board secretary, has developed a survey through Survey Monkey. We ask that each of you make your selections and submit your completed survey. Your responses will be compiled and we'll let you know the results after the due date of April 15.

The quilt show, as you know, not only shows the community our talents but is the main source of income for the guild. It is a tedious, time consuming and yes, a back breaking task for those members who serve on the committee. You are encouraged to help in the ways you can. Not everyone has mobility or stamina but can help in some way.

Enough about that. Beautiful spring florals are gracing quilt shops and web sites. If you don't have any in your stash, it's worth a trip to buy even a few fat quarters to enrich your soul. They may inspire you to create a little something to boost your spirits for spring. It's some time until the daffodils and forsythia start blooming.

Until next month....*A little progress each day adds up to big results.*
Moshin Jameel

Pat Henningfeld

March and April birthdays

Pat Rigby Mar 2
Yvonne Parks Mar 2
Mary Dumont Mar 15
Patti Dunn Mar 19
Autumn Latimore Mar 19
Dianna Zimmerman Mar 19
Cindy Barrett Mar 27
Lorrie Mielke Mar 30



MaryLou Wendzinski April 4
Barb Polzin April 8
Sandra Kruppstadt April 13
Linda Berger April 21
Jayne Steffens April 22
Dee Klacan April 23
Shirley Gronholm April 23
Kitty Friend April 24
Barb VanRuden April 25
Jackie Costabile April 30

March 2020 Inside This Issue

Board Members 2020 Programs Facebook March speaker change	2
NEW March Speaker Quilt tops to finish for vets Judy Anich's class Magazine swap	3
Studio Time Quilting Events Featherweight for sale With Sympathy	4
2020 Workshops Schoolhouse workshops	5
February meeting minutes	6
Charity projects Strip Piecing Quilt camps	7
Hospitality Committee Hospitality Message	8

Next Meeting Monday March 30, 2020 7 pm

Things to Bring:

- Welcoming Smile
- Name tag
- Show and tell

Articles for Newsletter

The deadline for submitting articles is
on or before the 8th of each month.

Submit your articles to:

Sharon Matusevicius at
matusevicius.1@att.net

Maria Rivest at
joeandmaria97@icloud.com

2020 LHQ Board Members

President

Pat Henningfeld

Vice President of Programs

Kime Heller-Neal

Catherine Neal

Vice President of Planning

Laura Sanders

Vice President of Membership

Pat Brown

Secretary

Kristen Wengert

Treasurer

Tracy Koenen

Hospitality

Kitty Friend

Kathy Lijewski

Librarian

Gina Knierim

Historian

Kirsten Weiss

Publicity

Pat Henningfeld

Social Media

Sharon Matusevicius

Maria Rivest

Newsletter/Website Coordinators

Sharon Matusevicius

matusevicius.1@att.net

Maria Rivest

joeandmaria97@icloud.com

2020 Programs

Mar. 30

~~Mary Hermanson~~
~~"Kaleidoscopic Fiber Art Designs—Making Magic With Fabric"~~ Cancelled

Apr. 27

Judy Anich
Workshop: "Printing on Fabric"
Lecture: "Retrospective"

May 18

Sue Nickels
Workshop: "The Scalloped Edge"
Workshop: "Drawing Fabulous Feathers"
Lecture: "The Quilt Collaboration of Sue Nickels and Pat Holly"

June 29

Linda Halpin
Workshop: "Homestead Star Quilt"
Lecture: "Borders on Parade"

July 27

Picnic and Rummage Sale

Aug. 31

Schoolhouse Workshops

Sept. 28

Mary Hertel (Marney) "Paper Piecing"

Oct. 26

Donna Mather
Workshop: "Rocky Mountain Bear Claw"
Lecture: "Judy Niemeyer Introduction and Trunk Show"

Nov. 30

Holiday Party



Don't forget to share posts on Facebook with your friends.



Our March speaker, Mary Hermanson, had to **cancel** due to health problems. However, Kime and Catherine have been **working very hard and found a new speaker**, Monique Jacobs! She will have items for sale too.

Check out Facebook!

All of our 2020 speakers and workshops have been added to the events page. Don't forget to **like** our page and **share** it with your friends.



Our *new* March Speaker!!



Her name is Monique Jacobs and she will be giving a lecture on her Quilting Journey. She will bring over 50 quilts and show how each is created, the techniques used, how the quilts are named and much more! She will also give a history of what started her design career as well as how it progressed. She will also have items to sell.

See more information on her website:

<https://www.opengatequilts.com>



Hello Quilters!

We have a fellow guild member that has donated a stack of quilt tops for members to take to quilt and donate to charity. I would LOVE for at least half of the tops to be taken and designated for our Quilts for Vets but if there is another cause you think the top would be perfect for, it is at your discretion. There is no time frame for the quilt to be finished. Quilt the tops this year, next year, when you can fit it into your schedule. I will have a table set up at the March meeting.

Regina Scott-Brooks



Here is a sample of the techniques you will learn and how to apply them in Judy Anich's April 27th class "Printing on Fabric". This is a hands-on workshop.

You will be printing with leaves and stenciling on fabric. Leaves, stencils, paints and paint medium will be provided.

April 27th 10 am- 3 pm only \$10. Sign up today!

After you have read your quilting magazines and don't wish to save them, share them with the guild. We'll have a table for you to place them. At the end of the evening, those that remain will be recycled or you can take them back home. Hopefully, we can look forward to your cast offs on a monthly basis.

Pat Henningfeld



QUILT STUDIO TIME IN 2020

DATES: April 2, 3, & 4 ~ August 6, 7, & 8 ~ November 5 & 6 TIME: 9 am to 9 pm each day

COST: \$5 per day ~ \$1 on Friday from 9 to 3 for the First Friday Quilters' meeting and \$5 from 3 to 9 pm

BRING: your quilting supplies including an extension cord, a finger snack to share, and your lunch and supper

PROVIDED: irons and ironing boards, coffee, tea, paper plates, napkins and LOTS OF FUN!

We had 42 quilters come in January! It was amazing!

Contact Barbara Vallone, 262-639-8185, qltingb@gmail.com

2020 Quilting Events

Thru Mar. 31. Vintage Quilt Exhibit. Delafield History Center, 426 Wells St., Delafield. 9 a.m.-noon. Wednesdays only.

Thru Apr. 26. Infinite Ivory & Blue Exhibit. The Museum of Quilts & Fiber Arts. N50 W5050 Portland Rd., Cedarburg. Sun. 12-4 p.m.; Wed.-Sat. 10 a.m.-4 p.m. \$8.

Thru Mar. 29. Women's Voices Quilt Show (Southport Quilters Guild). Kenosha Public Museum, 5500 1st Ave., Kenosha.

Mar. 28. Southport Quilt Day. Children's activities, workshops and Frieda Anderson afternoon lecture. Mon.-Sat., 10 a.m.-5 p.m.; Sun., 12-5 p.m. Freewill donation.

Mar. 13-14. Evergreen Quilt Show. Community Campus, 600 Cardinal Lane, Green Bay. Fri., 10 a.m.-6 p.m.; Sat., 9 a.m.-3 p.m. \$6.

Mar. 14-15. A Symphony of Color (Pride of the Prairie Quilters). Richland Grade School, 1919 Canton Farm Rd., Crest Hill, Ill. Sat., 9 a.m.-5 p.m.; Sun. 9 a.m.-4 p.m. \$8.

Mar. 21-22. Medford Area Quilt Show. Medford High School, 1015 Broadway Ave. Sat., 10 a.m.-4 p.m.; Sun., 10 a.m.-3 p.m.

Mar. 28-29. Crazy Quilters Guild 33rd Annual Show. Parkview Middle School, 930 N. Rochester, Mukwonago. Sat., 9 a.m.-5 p.m.; Sun., 10 a.m.-4 p.m. \$6.

Apr. 18. Quilt Connection Quilt Show. Mayfair Presbyterian Church, 4358 W. Ainslie St., Chicago. 10 a.m.-5 p.m. \$5.

Apr. 25-26. The Mane Quilt Show. Jeremiah's Crossing 2nd Annual. East Junior High Fieldhouse, 311 Lincoln St., Wisconsin Rapids. Sat., 10 a.m.-3 p.m.; Sun., 10 a.m.-2 p.m. Freewill donation. For more information, www.jeremiahs Crossing.org.

June 26. Magical Mystery Bus Trip. Sew 'n Save, 3701 Durand Ave. Meet 8 a.m.; leave, 8:30 a.m.; return 5:30 p.m. To register call 262-554-6445. \$50.



Barbara Maller has contacted our Guild through Facebook. She has a 1955 Singer Featherweight sewing machine that she would like to sell. She is not a member of Lighthouse. Asking \$300-400 OBO. If you are interested email her at bmaller98@aol.com



For long time member Joyce Herringer.

and

For Sharon Matusevicius' mother, Beverly Keller.

Summary of our exciting 2020 Workshops.
Clip and save for a quick reference for the whole year.

"The Scalloped Edge" with Sue Nickels
May 18th, 2020 - 8:30am-11:30am

"The Scalloped Edge" will show how to make this attractive and classic finish. Students will learn to draft, stitch, and place along the edge of the quilt.



 \$45

"Printing on Fabric" with Judy Anich
April 27th, 2020 - 10am-3pm


This is a hands-on workshop. We will be printing with leaves and stenciling on fabric. Leaves, stencils, paints, and paint medium will be provided.




 \$10

"Drawing Fabulous Feathers" with Sue Nickels
May 18th, 2020 - 1:30pm-4:30pm

"Drawing Fabulous Feathers" will explore the techniques Sue uses to custom design feathers. This will free students from having to use stencils or trace from books.



 \$45

"Homestead Star Quilt" with Linda Halpin
June 29th, 2020 - 9pm-4pm

Proficiency is All Levels. This full day workshop starts with the how-to of Fabric Selection then continues with precision machine piecing techniques that result in cutaways that can cleverly be used to make a second quilt out of the leftovers. That's two quilts in one workshop! What a treat!




 \$50

"Rocky Mountain Bear Claw" with Donna Mather
October 26th, 2020 - 9:30am-3:30pm

This Judy Niemeyer block was redesigned from the North American Bear Paw (out of print 2013) and easily works as a table runner or pillowcase. It features four paws in one block and uses floating points, curved paper-piecing, smart corners, and template layout sheets.



 \$35

ALL workshop sign-up sheets will be available at the March meeting. Hurry, some are filling up FAST! Please make sure to check in with us at the guild meeting the month before your workshop so that you can pay for your class and make your official lunch selection. (If you miss the meeting contact Catherine Neal email lighthousequiltersguild@gmail.com, text, or call 262-497-2883.

Schoolhouse Workshops - August 2020

Do you have an idea for a simple short project? We'd love for you to teach it to the guild this August for our Schoolhouse Workshops. This year, instead of just demonstrations we want real workshops where guild members can get time to work on or complete a project at the guild. We'll have members sign up beforehand so if any small prep-work or supplies are needed they can be started or brought before the August meeting. This could be a great opportunity to make items for the 2021 Lighthouse Legacies Guild Boutique or for members to get a head-start on Christmas projects.

Lighthouse Quilt Guild General Meeting Minutes

February 24, 2020 at 7:00 p.m. President Pat Henningfeld called the meeting to order.

Announcements:

New members and guests were welcomed.

Program: Frieda Anderson – Fabric to Dye For

Go to Frieda's website at www.friestyle.com to check out her work

Frieda couldn't find the colors she wanted so she started dying her own fabric. Her technique gets seventy-two different colors and is all possible to do from your own laundry room by using soda ash (using this means you do not need to heat set your dyes with an iron), professional dye, a blender, and Ziploc boxes. This gets you solid or slightly mottled colors. Keep a notebook of your experiments, otherwise you won't remember what you did. During warmer months you can even do two other types of techniques that allow you to drip or swab paint on for colorful stripe horizons. You can also use weighted objects such as pennies or rice to change the pattern of your fabric as it dries. She fuses all of her fabric, then cuts it. Wonder Under 805 is her favorite fusible because it is soft, cheap, and easy to buy in bulk (Walmart.com - \$1 a yard if you buy a fifteen yard bolt). Use parchment paper (or the paper from your Wonder Under [they are the same thing]) to trace on your fabric.

- o Pre-fuse your fabric and take off the paper.

- o Draw (or trace) design on your parchment paper with Sharpie.

- o Then put SHARPIE SIDE to the FUSIBLE SIDE of your fabric.

- o Put a HOT IRON on it—it will transfer the marker to the fused side of your fabric.

- o Cut on the marker line to retrieve your shaped fabric.

- o Note for light/pastel fabrics that the Sharpie will show through so instead use a pencil. The graphite will rub off after. Can also use white pencil or color pencil.

- Go forth and dye!

Business:

- March Guild meeting will be Mary Hermanson and her gallery of quilts. Come early to peruse her quilts and ask questions before the lecture. Doors will be open at 6pm.

- Need ideas for the mini-grant program (\$300 or two people could split at \$150 each). Usually we give to schools, but we don't hear much back.

- New members: if you did not get a newsletter please see Pat Brown to make sure your email is correct. Otherwise the newsletter is posted to our guild website.

- Yahoo Group for the Lighthouse Guild will be closed. Stevie announced that it has fallen into disuse over the last few years. She will officially close it as soon as she figures out how to do so.

- Grace has donated a few novels to the guild quilt library.

- Pat Henningfeld suggests if people have old quilt magazines people could bring ones they don't want and swap them at meetings (at end of night whatever is left over will be recycled).

- A guild member brought up a budget question from last month's discussion: why are we not giving the custodians an appreciation gift when it looks like we have a lot of money sitting around. They set up the chairs instead of us (used to take guild members forty-five minutes to do). Custodians don't get paid much.

- o Opposite side of discussion: we already rent the hall and are paying for them to setup the space. Why should we pay them extra when they are doing the jobs they are being paid for? Our rent has also been raised significantly since the time when we put out the chairs.

- o Suggestions from guild members were made to give a \$75 gift to each custodian or to pass the hat in October so that those who want to give a gift can.

- o It was also suggested that in the future the budget should be emailed to members before we discuss it at the guild so that people have enough time to look it over.

- o The board will discuss the issue at the next board meeting on March 2nd.

Membership & door prizes:

VP of Membership, Pat Brown – questions were asked from the newsletter and door prizes were awarded. Pat mentioned that when more items are donated as door prizes there are more prizes awarded at meetings.

Hospitality: Kathy Lijewski and Kitty Friend provided delicious food and drinks.

Show and Tell: A nice variety of quilts was shown including several projects started in workshops last year such as two Victoria Findlay Wolfe's star storm quilts, a cotton theory rug, and a peacock coat kit bought from our 2017 quilt show. Several charity quilts also presented.

- Kitty Friend is organizing a retreat the week before Memorial Day. Looking for six more people (bring your own food).

- March 28th workshop for making quilted Easter baskets at Sew n' Save.

- Betty Suiter asked for fabric to help make quilts in large squares for Lutheran World Relief.

- No Rainbow Quilt show this year according to Barb Vallone (they're getting older and there's less attendance).

Next Meetings: The next Board meeting is March 2, 7:00 p.m. at Lutheran Church of the Resurrection. The next general Guild meeting is March 30, 7:00 p.m. at Lutheran Church of the Resurrection.

The meeting adjourned at 8:55 p.m.

Respectfully submitted Kime Heller-Neal Secretary pro tem

LIGHTHOUSE CHARITY QUILT PROJECTS FOR 2020

By February 5, 27 NICU blankets have been delivered to All Saints!! These came from Lighthouse and First Friday Quilters. THANK YOU!!!

Seven blankets and quilts were given at our February meeting, including 3 from Quad City Quilters for Children's Hospital. Here is where they will go: 1 blanket & 1 quilt to All Saints NICU, 1 to Foster Kids, 4 to Children's Hospital. THANKS!

Four members will distribute quilts this year:

Nancy Larsen for Women's Resource Center - Baby to Lap size--36x36 to 55x70, pieced, cheaters, fleece, crocheted and knitted items.
Regina Scott Brooks for Quilts for VA Home in Union Grove - Twin size or a little larger but not much larger, fabrics can be either for men or women. These are due at our October 26 meeting!

Barbara Vallone for Quilts for the Community which includes: -

- All Saints NICU, Racine, and Children's Hospital, Milwaukee Baby to Lap size--36x36 to 55x70
- St. Monica's Home plus Habitat for Humanity and other local needs - Small Lap--45x50 to Nap Lap--55x70
- Operation Snuggles – quilts for soldiers' children, Camp Serenity, and Wounded Warriors Baby to twin bed—36x36 to 60x75

TC Wiley for Foster Children's Project Baby to Large Lap—40x40 to 55x70

Please find our Charity Quilt BLUE WASH BASKETS where there will be:

A slip of paper for you to say WHERE your quilt goes and if it's WASHED or not

A place to leave your quilt (two wash baskets!) before OR after Show & Tell

Quilt size can range from 36 x36 to 60 x 75—see sizes above. Please keep your biggest quilt to twin bed size.

THANK YOU for making this project a success. Nancy Larsen, Regina Scott Brooks, Barb Vallone, TC Wiley

NATIONAL QUILTING DAY IS SATURDAY, MARCH 21!

STRIP PIECING AT RESURRECTION!

Come at 9 am with your sewing machine, extension cord, pillow to sit on, thread, scissors and whatever you'll need to make our easy-peasy blocks! ALL fabric strips and foundation squares are provided! Irons and ironing boards are provided, too.

This one is FREE but you do have to bring a finger snack to share and your own lunch.

We Strip until 4 pm and, with YOUR help, we will again make over 300 blocks! Come for a fun day of piecing. If you want to just come and iron, that's fine, too!! We stop with the piecing! Squaring up will be done by the Irish Quilting Elves!!

These blocks will be made into lap size sturdy quilts for Camp Serenity and other places that need a warm quilt.

Contact Barbara Vallone, 262-639-8185, qltingb@gmail.com

QUILT CAMPS FOR 2020

Quilt Camp: a gathering of quilters and others who want to spend time at actual CAMPS and not hotels or retreat centers. All of the locations have or had summer camp for children. They are as far away as Ellison Bay, WI and as close as The DeKoven Center, Racine WI.

For more information please contact Barbara Vallone, 262-639-8185, qltingb@gmail.com

~ Date and location for May ~


There are a few openings for this one. If you have never gone to a quilt camp, come in May to Door County! This is a beautiful camp and the price per night is amazing!

CAMP ZION: Door County, WI May 14, 15, 16, 17, 2020~ 4 pm Thurs to 11 am Sun \$74 per night

Camp Zion is at the tip of Door County on the Bay side just north of Ellison Bay. Sleeping is dormitory style with bunk beds and shared baths. There are steep hills in camp. Parking is limited so car-pooling is appreciated! Max 15

Early start options: come Mon, Tue, OR Wed, May 11. 12. 13 after 3 pm/NO meals until Thu eve \$30 per night

Lighthouse Quilters Guild
P. O. Box 081153
Racine, WI 53406-1153
www.lighthousequiltersguild.com



Newsletter Editors / Website Coordinators

Sharon Matusevicius, matusevicius.1@att.net Maria Rivest joeandmaria97@icloud.com

March Hospitality

Jeanne Steidtman
Nancy Fenske
Vicki Madsen
Jennifer Clingaman
Cathy Fojtik
Regina Scott-Brooks
Sandy Veit
Sandy Skovsted
Linda Focareto
Barb Vallone
Carol Hechel

We are still short on Hospitality Volunteers for several months. The sheets will be out again by the Membership Table. Please remember that part of your membership responsibility is participating on Hospitality one month per year. We need 10-12 members every month.

Hand sewing is an art form that is over 20,000 years old. The first sewing needles were made of bones or animal horns, and the first thread was made of animal sinew. Iron needles were invented in the 14th century. The first eyed needles appeared in the 15th century.