

Herbs Make Scents

THE HERB SOCIETY OF AMERICA
VOLUME XL, NUMBER 10



SOUTH TEXAS UNIT
OCTOBER 2018

Co-editor Janice Freeman (janicehfreeman@comcast.net)

October 2018 Calendar

- Oct. 9**, Tues. at 10 a.m. **Day Meeting** is at the home of **Pam Harris**. The program, "Salviaa Clevelandil" is presented by Janice Stuff. **Bring a dish to share.**
- Oct. 16**, Wed. at 6:30 p.m. **Board meeting** at the home of Donna Yanowski.
- Oct 17**, Wed. at 7-9 p.m. **Evening Meeting** at the Cherie Flores Garden Pavilion in Hermann Park (1500 Hermann Drive, Houston, TX 77004), The hosts are Elizabeth Grandich and Nicole Buergers. "The program, "Witching Herbs" is presented by Linda L. Rowlett, PhD. **Bring a dish to share, your own plate, eating utensils and a napkin.**

November 2018 Calendar

- Nov. 11**, Tues. at 10 a.m. **Day Meeting** is *open to guests* and members at the Cherie Flores Garden Pavilion in Hermann Park (1500 Hermann Drive, Houston, TX 77004), **hosted by Beth Murphy**. The program, "Sage-Beyond Thanksgiveing Turkey & Dressing" is presented by Pam Harris. **Bring a dish to share, your own plate, eating utensils and a napkin.**
- Nov. 17**, Wed. at 6:30 p.m. **Evening Meeting** at the Cherie Flores Garden Pavilion in Hermann Park (1500 Hermann Drive, Houston, TX 77004). The host Martha Burg and Janice Stuff. The program is "Enjoying Garden Labyrinths" presented by Sarah Gish, Certified Labyrinth Facilitator and owner of Gish Creative. **Bring a dish to share, your own plate, eating utensils and a napkin.**

**Newsletter deadline: the 25th of every month
(November co-editor is Linda Alderman)**

Happy Birthday!

Benée Curtis
21 – Janice Stuff
29 – Martha Burg



© wonderollparts.com

Members – If you would like to have your birthdays remembered and haven't seen it announced, send me an email.

ewalderman@comcast.net



Chairman's Corner

Greetings all,

As we proceed into our new year, with the rhythms and patterns that the South Texas Unit has established for our calendar, I am beginning to settle into our fall calendar. During the September meeting we heard proposals by **Beth Murphy** and **Nicole Buergers** about community gardens that could use our help. A motion was made to split a designated amount (\$800) between the two garden projects presented, we voted and it was passed. Our next event is the annual Herb Fair. This fundraiser means so much to so many people and I'm excited that the opportunity exists for members to share what they know and love with the community. There are many ways to help as Co-Chairs **Julie Fordes** and **Janice Freeman** have been offering. (I bet you could come up with others). Please don't wait to be called. Soon enough the holidays will be here and then time for brainstorming our next event, Herb Day. There are wonderful and interesting programs that have always brought guests and new members. We had 14 guests at the September 19th evening meeting! Three things before I go:

This is a great website I found somewhere - maybe The Lazy Gardener:

- * <https://www.wildflower.org/texas-top-20>
- * Urban Harvest's Eastside Farmers Market has moved after almost 15 years in the same location to St. John's Church and School, 3401 Westheimer, near Buffalo Speedway.
- * Thank you to **Susan Wood** for the delightful and generous surprise of many packages of seeds; herbs, vegetables, flowers and more that she donated to us.



Donna Yanowski
Unit Chair



To get BACK TO YOUR ROOTS- You need to get DIRTY!

A long-time member recently shared with me that BEFORE you could apply to become a member of The Herb Society, you had to put in service hours pulling weeds in the garden! We all wish we could meet our service requirements by working in the Herb Society Garden like we used to... but guess what, we do have other ways to serve. There is Herb Fair and Herb Day!

We are all obligated to support our mission in any way we can. Continued support and sense of community are what will keep this group viable, hopefully for another 50 years. I guarantee you will get back more than what you put into this group. In the coming weeks you will be called upon by **Janice Freeman**, **Julie Fordes**, and others to serve and participate in Herb Fair. Step up and do the right thing... in fact, **why don't you contact us** and volunteer! There are plenty of service opportunities to fill such as- jelly making, baking, crafting, sign making. No meetings to attend... just a call for action. We also need *all hands on deck* Friday, November 2 to set-up for Herb Fair and Saturday, November 3 to assist with the fair event.

Compared to those good old days of member service weeding in the Herb Garden ... these service opportunities are easy!

Julie Fordes, Co-chair Herb Day



Herb Fair Publicity Calling All Members



Herb Fair posters and mini flyers are available for distribution. Thanks to the people who have put our flyer on the HSA-STU web site and Facebook page, contacted news media and posted our event on other interested group web pages, thank you! We will have both a digital and a print presence to advertise our event. But this isn't enough...

We need **everyone** to help publicize Herb Fair and this can be started now.

- Use the digital copy of the flyer e-mailed to members on September 20th.
- Pick up several Herb Fair posters and/or mini flyers and distribute in the community.
- For Herb Fair posters and/or mini flyers, contact **Donna Yanowski**.

Now you can use it to:

- ✓ Invite all your friends in a personal email invitation
- ✓ Add to your social media accounts, such as Facebook, Instagram or Next Door Neighborhood
- ✓ Distribute in the community

Herb Fair Volunteers Needed

Every member is needed to work on Friday Nov.2 (if possible) and Saturday, Nov 3rd.

Friday, November 2

(Members work at least 2 hours)*

8-9 AM Preliminary setup

9-11 AM Plants arrive

11 AM-5 PM Finish setup for plants, blends, crafts, jelly etc.

Saturday, November 3

(Members work at least 4 hours)*

7:30 AM Member volunteers arrive and work

8-9 AM Pre-sale customers' pickup items and shop

9 AM-2 PM **Public sales**

2 PM Close sales, dismantle fair, clean up

[Janice Freeman](#) and [Julie Fordes](#) will contact each member (or you can contact us) to determine your time and task preferences for Friday and Saturday. We can be reached by phone or e-mail.

Volunteer Hospitality Room

OPEN
Friday
&
Saturday



Friday: Coffee Water Snacks
Saturday: Coffee Water Food & Snacks

=== Hospitality Team ===



Herb Fair Preparation
Craft Works



We have had two workshops so far. *The next workshop is designed specifically for members who are available on the weekend to participate in our preparations for Herb Fair.*

Get your calendars...

NOTE:

Two previously scheduled workshops have been rescheduled. See new dates below.
All workshops start at 10 a.m.

WE STILL NEED VOLUNTEERS TO SPONSOR THESE WORKSHOPS.

Contact [Julie Fordes](#) e-mail or 832-969-8349

When and Where?

What will we make?

SATURDAY, OCTOBER 6
10 AM-2 PM
HOME OF JULIE FORDES
832-969-8349



- Salves and tub tea
- Hand scrub
- Swags and soup wreaths
- Spice Blends
- Aromatherapy Blends

Saturday, October 11
10 AM-2 PM
HOME OF _____
Address _____
Ph. ???-???-????



-

Saturday, October 25
10 AM-2 PM
HOME OF _____
Address _____
Ph. ???-???-????



-



**Herb Fair Pre-Orders
For Members Too!**



Ordering ahead rather than shopping at the event venue gives you and the South Texas Unit great advantages:


- You reserve the products you want
- You receive a reduced cost, relative to on-site prices
- You can use your vouchers like cash at the event venue (lighter wallet to carry!)
- You can use your CREDIT CARD FOR PRE-ORDERS & PRE-SALE VOUCHERS.

WE ARE TAKING CREDIT CARDS!

- The South Texas Unit pre-sale income is excluded from the calculations used for event “use site” fees.



**46th Annual Herb Fair
Back To Our Roots**



How lucky we all are that Janice Freeman has volunteered to co-chair this event. She brings a level head, great ideas and super crazy organization skills to the mix. Thanks Janice!

We have made a good start getting the initial bases covered. Be ready to answer the call (literally!) when Janice and I contact you for the next thing that needs doing!

Thanks to all the people who have helped so far, in jobs big and small. Special shout out to newish member **Rose Wherry** who will head up the Hospitality Room.

From the desk of Julie Fordes



Treasurer Report

By Janice Stuff

South Texas Unit, HSA Supports More Local Gardens


At our Herb Society meeting on September 19, 2018 members presented proposals for local gardens to receive unit's funding donations.

First **Nicole Buergers** described the Urban Tea and Garden for People and Pollinators. This new educational garden is located near Dogan Elementary School. It will be a collaborative effort for Bee2Bee Honey Collective, Auburn University (research on pollinator plants) and My Garden Hen (chickens). Nicole has a lot of exciting ideas to build a garden to educate and benefit the children and community in this area.

Next, **Beth Murphy** updated members on the use and appreciation of staff from our previous donations to the Herb Garden, Hana & Arthur Ginzburg Nature Discovery Center in Belliare, TX.

Beth mentioned specific herbs and plantings and upgrades made to the herb gardens. **Martha Burg** reported on her positive and enriching experience teaching a class to children held there.

MOTION: It was moved and seconded that the South Texas Unit donate \$400 each to the Urban Tea and Garden for People and Pollinators and to the Herb Garden, Hana & Arthur Ginzburg Nature Discovery Center. Motion carried.



JAR SEARCH

Donna Yanoski is collecting wide-mouth (pint size) jelly jars for Herb Fair jelly making. Contact her if you can donate pint sized wide-mouth jars.

BAG SEARCH

Herb Fair is collecting bags (plastic or paper). Bring with you to Herb Fair set-up day OR the day of the fair. These are needed to bag purchases.

TRAY SEARCH

Herb Fair is collecting (plastic or card board plant trays). Bring with you to Herb Fair set-up day OR the day of the fair. These are needed for our customers to carry plant purchases.



What's Coming Up...

CHARMS FOR THE WITCHING HOUR

by Karen Cottingham

Grab your broomsticks! Adjust your pointy hats! Call your owls, bats, and black cats and get ready for a wild ride!

The secrets of "The Witching Herbs" will be revealed to all HSA-STU members and guests who gather for the October 17 Evening Meeting - and just in time to cast some powerful spells on All Hallows Eve. Our enchanting guide to herbal witchcraft, **Linda L. Rowlett, PhD**, is a member of the HSA - Pioneer Unit based in Round Top, Texas. After her lecture, she will lead us in the hands-on preparation of herbal charms including dream pillows and smudge sticks.

If some of you are reluctant to learn the herbal secrets of witchcraft, I can understand. Who wants to be identified with malevolent, grotesque hags who consort with demons and inflict evil on the innocent? Let me clear this up right away - while it is true that a repulsive, wizened old woman is the most recognizable image of a witch, it is not the only one. And while evil spells are what we try to avoid at Halloween, beautiful - even seductive and alluring - witches can also prepare love charms and pursue romance and good fortune for themselves and others.

Popular culture often offers a revealing window through which to view prevailing attitudes and beliefs of a particular time and place. Since the historical depiction of witches reflects changing attitudes of and toward women, vintage Halloween postcards are an excellent place to start.



Why study postcards? Because this was how people kept in touch before telephones became commonly available - how they shared thoughts and concerns, how they arranged social

Continued next page

gatherings, even how they courted. People communicated in writing, sometimes several times a day. You might even consider postcard-sending an early version of text-messaging.

As I thought about the changing image of the witch in American culture, I relied heavily on the work of Daniel Gifford, a scholar of American holidays at the National Museum of American History. Gifford has collected and studied hundreds of holiday postcards, and is particularly interested in the Halloween postcards that circulated among women in the opening years of the twentieth century.

So, back to witches. The familiar black-clothed flying silhouette seen on the early postcard on the left below is an incredibly tenacious image residing in generations of human imaginations, art and literature. The menacing stereotype reflects the superstitious beliefs and fears of a populace caught up in the horrors of witch-hunts. It calls to mind the well-known evil witches of the Brothers Grimm tales and the Weird Sisters in Shakespeare's *Macbeth* - wrinkled old women with whiskers and warts stirring bubbling cauldrons full of vile ingredients or preparing to eat innocent children lured to a candy-coated cottage.




The vintage postcard on the right, however, also from the early 1900s, illustrates a completely different image of a "witch" - a wholesome, rosy-cheeked beauty who crosses her legs demurely over her broomstick. She holds her reins ever so gracefully as she flies through the stars. Comparing the two images, the classic profile is the same, but her conical hat is cheerful, her broomstick is neat and clean, the owl is well-behaved, and her black cats appear as inanimate embellishments on her gown.

Continued next page



She is innocent, rather than malevolent; a radiant young lady, rather than a desiccated crone - yet a witch nonetheless.

Here are two more examples of the lovely - one could even say charming or enchanting - Halloween postcard witch:



On the left, an attractive young woman in her elegant gown appears to be in search of romance rather than mischief. Her hair is carefully arranged and tied back with an elaborate bow, her cheeks are rouged, and her lips are reddened. She clearly displays her intent to bewitch by her broom, the owl by her side, and the bats fluttering by, but her target is most likely an eligible bachelor.

In case the message is not clear, the warning at the bottom of the card erases any uncertainty - "It's best beware of the witching hour in which the witches show their power". Their power of seduction, that is.

On the right, a witch as beautiful and innocent as the young Princess Diana is preparing a love charm in a steaming pumpkin cauldron. "Then rub this nearest to the heart," she instructs, "and the One who'll tarry, you'll surely marry if you've acted right your part." A heart on the postcard emphasizes her romantic intent, and the mildness of the usual symbols of power - the hat, bats and owl - reflect her good intentions. I hope this beautiful sorceress found her "true love".

Continued next page



To further emphasize the ability of Halloween witches to cast love spells, postcard artists sometimes even placed Cupid in a cameo role.



A cherub with his arrow of love and a Halloween witch on the same postcard? What is going on here?

As Gifford explains in “The New Woman Meets the Old Witch”, an essay appearing on the Smithsonian website “O Say Can You See”, Halloween at the turn of the last century was primarily an occasion for “courtship, romance, and an opportunity for love”.

“Trick-or-treating” did not yet exist, and “pranking” was exclusively a male activity. Women, on the other hand, organized Halloween parties. For all-female gatherings, there were a multitude of games designed to reveal the identity of their future suitors or husbands - looking into a bewitched mirror or “naming several chestnuts after potential beaus and seeing which one popped first while roasting”. Other parties were arranged so that unmarried young men and women could meet, mingle, and enjoy a rare opportunity for close contact with each other while bobbing for apples.

Continued next page



This above pair of Halloween postcards illustrates a dramatic transition in the attitudes of some women. On the left, the delicate lady in the frothy frock views the face of the husband fate has selected for her, whereas the more dynamic, forward-moving woman on the right seems to be taking matters into her own hands. As a New Woman, she believes in using her personal power to shape the future, not merely waiting for what is in store for her. She rejects the passivity and lack of control accepted by women of the past.

As Gifford explains, the New Woman of the early 1900s “was described as a woman who took action and made things happen for herself, be it attending college, entering the workforce, joining men in sports like golf or tennis, or organizing around important causes like suffrage.”

And there was one other essential area in which many women were no longer timid and passive - love and fulfillment.

Halloween cards were a way of letting men as well as other women know that they intended to use their power to direct their futures in all ways, and probably not just on Halloween night.

Continued next page



Does this make them witches?

To answer, I will close with another quote from Daniel Gifford:

The witch is a woman who has power—the power to create spells, alter fate, and change the future. The witch does; the witch doesn't wait. And for many women of the era, this was an attractive aspect of the witch, with one obvious problem: what young, self-actualizing woman wants to see herself as an old hag? This is why the motif of the beautiful witch gained such popular currency. The beautiful witch had both power and attractiveness, and could use both to make her own decisions about romance, suitors, and the future of her love life. The beautiful witch could control her destiny, not meekly wait for it to unfold. She was the perfect personification of a holiday that was still part of the feminine sphere, while acknowledging the changing dynamics of gender and sexual power relations in the early 20th century.

Join us, if you dare, for “The Witching Herbs” on Wednesday, October 17, 2018, and let **Linda Rowlett** introduce you to the myriad ways witches throughout time have used herbs to bewitch and enchant.

The program is free and open to the public. We meet in the Cherie Flores Garden Pavilion, 1500 Hermann Drive, where it T-intersects with Crawford Street. Members gather at 6:15 pm, and the public is welcome to join us at 7:15 to enjoy the program. *Continued next page*



If you care to participate in a potluck dinner theme, dishes featuring food associated with Halloween such as apples or pumpkins would add to the festivity. And don't forget to bring a guest. ■

**46TH ANNUAL
HERB
FAIR**

Saturday Nov. 3, 2018
9am - 2pm

huge variety of **HERB PLANTS**
Jellies • Blends • Crafts • Books

Presented by
The Herb Society of America, South Texas Unit
www.herbsociety-stu.org
(see website for presale details)

Judson Robinson Community Center

To do:

- Pick up a flyer/s from Donna Yanowski
- Help publicize