



Inside This Issue

Meeting Minutes.....1-7

Upcoming Events.....7-9

New Releases.....9

Members Build Blogs.....10-11

Club "Contest"N/A

Interesting Articles.....11-20

New Techniques.....N/A

USA AFV Register.....21

Support Our Vendors.....21-22

Classified Ads.....22-23

The Day Room (Editor)23-24

Welcome to the latest issue of our newsletter. We try REALLY hard to publish this each month, but sometimes stuff happens, or you know, CRS flair ups occur. Of course, what's published in this newsletter is probably out of date, known by everyone already, or completely off-topic. Maybe everyone will like the pretty colors, but then your ink cartridge will probably run out after only printing a couple pages. This paragraph is what's known as "filler text", which we needed since we added the snazzy table of contents and this area was kind of empty.

Check out the "Classified Ad" section near the end of the newsletter. This section will give you a space to advertise items you want to barter, swap, sale or trade. Or even a request for research material. Check it out. Contact the seller directly. Note personal email addresses are not listed on the public site. Contact the seller directly via his/her email addresses.

Check out our website for more info & photos:
<http://www.ampscentralsouthcarolina.org/>



Visit us on Facebook at:
<https://www.facebook.com/ampscentralsouthcarolina>

Regular Meeting Minutes, 14 March, 2018

Our last meeting was held on Wednesday, March 14, 2018 from 6-8 pm at the HobbyTown store in the Publix Shipping Center (North Pointe Shopping Center), Two Notch Road, Columbia (NE). We had 20 members in attendance, who brought 16 models for Show & Tell, plus Daniel Buchmeiers, Dave Cicimurri, Dave Newman, and John Sherrer all e-mailed pictures of their latest "builds" since they were unable to make it to the meeting for one reason or other. We also met the new Hobby Town Store Manager Roy Merritt. For the Raffle, we had Meng's "British Heavy Tank Mk. V Male, with Full Interior", kit #TS-020, won by Rebecca Hettmansperger (Yes, AGAIN!).

Please see our website for photos of the models that were brought in for Show & Tell, the meeting, and the raffle prize.

- 1) Sd.Kfz. 173 Ausf. G1 Jagdpanther Early Production, Normandy (DML), 1/35 – Tom Wingate
- 2) M40 155mm SP Howitzer (Korea) (Tamiya), 1/35 – Carl Wethington
- 3) Krupp Protze 6x4 Kfz.69 Towing Truck w/3.7cm Pak (Tamiya + Eduard PE), 1/35 – Daniel Karnes
- 4) M60A2 “Starship” (AFV Club w/ Full Interior), 1/35 – Daniel Karnes
- 5) Chieftain Mk. 8/2C, Reforger '80 Operation “Crusaider” (Tamiya + Eduard PE, Accurate Armor Oil Cans, Black Dog Stowage, Gauze w/ ENGLISH Tea Leaves, Tamiya Figures w/ Barton Miniatures Heads, JTT Trees & Groundwork), 1/35 – Keith Frape
- 6) Panhard AML-90 Light Armoured Car, Argentine Army (Takom + scratch-built External MG Mount), 1/35 – Dave Varettoni
- 7) Warhammer 40k Walker Scout (Citadel / Game Workshops), 28mm – Dave Varettoni
- 8) Israeli M51 “Super Sherman” (Academy + Eduard PE, scratch-built Mantlet Cover), 1/35 - Matthew Goodman
- 9) WWI German A7V Wotan (Tauro Model), 1/35 – Kevin Cook
- 10) 7.5Cm Anti-Tank Gun (Pak 40/L46) with Crew (Tamiya), 1/35 – Kevin Cook
- 11) Star Wars: Imperial Assault – Greedo, Smuggler, Saboteurs (Fantasy Flight Games), ? – Kevin Cook
- 12) Firefly IC Welded Hull (Tamiya + Archer Weld Beads, Black Dog Stowage, Metal Screens, scratch made Sponson Fillers), 1/48 – Rebecca Hettmansperger
- 13) Russian ChTZ Stalinetz S-65 Tractor w/ Open Cab (Trumpeter + Exhaust Tubes, Wire Grab Handles & Control Levers, HQ72 Resin Base), 1/72 – Bob Kerfonta
- 14) M46 Patton, Korean War (DML + AFV Club T80E1 Tracks), 1/35 – Mike Roof
- 15) Centaur C.S. Mk. IV British Cruiser Tank Mk. VIII, A27L + British Light Utility Car 10HP “Austin Tilly” + British BSA M20 Motorcycle with Military Police (Tamiya), 1/35 – Michael Child
- 16) British Universal Carrier Mk. II Towing British Army 6 Pounder AT Gun, Normandy Hedgerows (Tamiya), 1/35 – Michael Child
- 17) Panzerjäger Tiger (P) Sd. Kfz. 184 “Elefant” (manufacturer?), 1/35 – Daniel Buchmeiers (sent in via e-mail)
- 18) Pz.Kpfw. III Ausf. M (Tamiya), 1/35 – Dave Cicimurri (sent in via e-mail after the meeting)
- 19) Bolt Action Game, (i.e.; a good old butt-kicking) – Dave Newman (sent in via e-mail after the meeting)
- 20) Latest Builds, 14-Patty and 8-Patty Bacon Cheeseburgers, 1/1 - Dave Newman (sent in via e-mail after the meeting)
- 21) Dave Cicimurri’s Pz.Kpfw. III Ausf. M & John Sherrer’s Sd.Kfz.182 King Tiger, Henschel Turret (sent in via text message during the meeting when Dave’s truck broke down)

22) Sd.Kfz.182 King Tiger, Henschel Turret (Tamiya 35160, Cavalier Zimmerit, partial Verlinden Interior, Aber PE), 1/35 – John Sherrer (sent in via e-mail after the meeting)

Photo Album on our webpage at: <http://www.ampscentralsouthcarolina.org/meeting-photos.html>

Business items:

1) Treasurer's Report:

- a. Treasury balance was \$4,251.66 (total of bank + CoH - expenses).
- b. Bank balance was \$3,510.55 (included deposit of \$75 and expenses of \$1,182.90).
- c. Cash on Hand (CoH) reported by the treasurer last month (Feb) was \$741.00.
- d. Income this month (Mar) was \$75 for contest awards sponsorships.
- e. Expenses this month (Mar) were \$775 for medal order, \$307.90 for two-year website renewal and \$100 to purchase monthly raffle prizes (total expenses \$1182.90).

Reminder: Club Annual Dues of \$12 per member for 2018 are due starting in January. Still \$12 for adults with no dues for juniors under 18 years old. New adult member dues are pro-rated at \$1 per month for the remainder of the calendar year, first month's meeting attendance excluded. Please see the treasurer, Ralph Nardone, if you need to pay your dues.

Reminder: If you pledged to make a \$25 donation to the NACM paver fund that the club has already paid your donation in advance. Please see Ralph and make your reimbursement payment to the club.

Note: The mini NACM pavers for each of the individual donors have already arrived, so once you reimburse the club you will receive your mini paver. Ralph will have the mini pavers at the meeting. **Bring your money.**

- 2)** This month we made a purchase of 24 kits to use as monthly raffle prizes. The kits were offered by David Bridges for \$100 to cover the cost of postage. An inventory list of the kits has been made and will be passed around for review at the meeting. These kits should cover us for the next two+ years of meeting raffles.
 - a. This month we also raffled off the first one of these kits, Meng's "*British Heavy Tank Mk. V Male, with Full Interior*", kit #TS-020, won by Rebecca Hettmansperger.
 - b. This kit collection is top notch, so you'll want to bring some extra money for raffle tickets each month. There will be a really great kit on the block every month for the next two years. Don't miss out!
- 3)** Our club website came up for renewal this month. The cost was \$307.90 for the next two years. We are still using Go Daddy. If any member is willing to take on the job as web designer / web master and build us a site from scratch, please let Mike know. Jeff Nelson continues to manage and update our site.
- 4)** Our Gold-Silver-Bronze medal order was received this month and is now paid in full (\$775 for 200 medals). We now have 130 gold, 130 silver and 90 bronze medals on hand. At the

current average issue rate of 50% gold, 30% silver and 20% bronze these medals should cover us for at least this year's and next year's shows.

5) June Show Report:

- a. We currently have 25 vendor tables reserved / sold.
- b. Our show poster was on display at the AMPS Atlanta show. We distributed show flyers and vendor solicitation letters there, too.
- c. See Mike or Jeff to get show flyers and mini-posters to put in other hobby shops if you plan on traveling out of the local area and will be patronizing other hobby shops.
- d. We received \$75 this month in show award sponsorships. Remember that every member of the club can (and should) solicit award sponsorships. Info on costs and promotion benefits to the sponsors are available from any of the club officers or show committee members.

6) Our current 2018 Membership Roster has been updated. We have 34 active members (i.e. paid dues and attended at least one meeting in the past year) and 5 "honorary / associate" members (members who have moved outside the area). A copy of the membership roster is available for any member who requests one. Send Mike an email on the club email account to request one. Please do not distribute the membership roster outside of the club.

7) We had 11 club members patronize the Atlanta AMPS / AMFS show last month (Feb). Everyone who entered models / figures in the shows earned medals. In addition, we had 3 members earn their AMPS Table Captain certifications: Phil Cavender, Tom Wingate and Trevor Edwards. Bryan Moeller attended the TC training seminar.

8) The floor was opened for new business:

- a. There was no new business.

9) Following the business portion of the meeting, we took a short break for shopping and social mixing. After we reconvened we had **Show & Tell** with new stuff, builds and WIPs (see the list above). See the Meeting Photos page on our website for all of the completed and works in progress brought to this month's meeting!

10) After the meeting we had about 14 members go to the "meeting after the meeting" at Schiano's Pizza across the parking lot.

Tentative Agenda, Regular Meeting, 11 April, 2018

Our next regular meeting will be held on Wednesday, April 11, 2018, 6-8 pm, at the HobbyTown store in the Publix Shopping Center (North Pointe Shopping Center), on Two Notch Road, Columbia (NE).

Tentative Agenda Business items:

1) Treasurer's Report:

- a. **Total Treasury** = \$4,401.66 (total of Back Balance + CoH + Deposits).
- b. **Bank Balance** = \$3,660.55 (includes deposit of \$150).
- c. **Cash on Hand** = \$741.00 (with treasurer, as reported last month).
- d. **Income this Month** = \$150 (Contest Vendor Tables).
- e. **Pending Expenses** = No Expenses for this month.

Reminder: Club annual dues are due this month. Still \$12 for adults with no dues for juniors under 18 years old. New adult member dues are pro-rated at \$1 per month for the remainder of the calendar year, first month's meeting attendance excluded.

Reminder: If you pledged to make a \$25 donation to the NACM paver fund that the club has already paid your donation in advance. Please see Ralph and make your reimbursement payment to the club.

Note: The mini NACM pavers for each of the individual donors have already arrived, so once you reimburse the club you will receive your mini paver. Ralph will have the mini pavers at the meeting. **Bring your money.**

2) June **Scale Model Mega-Show** Report:

- a. We currently have 35 vendor tables reserved / sold.
- b. We received \$150 this month for vendor tables.
- c. We will need to order our special awards soon. If you have any ideas or comments about what we should do for these, please let me know. If we're going to do the acrylic awards again, I would like to do new artwork. Needed are new line drawings of tanks and AFVs to get engraved on the awards. If you have any such drawings, or come across any, please send them to me ASAP!

3) The situation and physical organization for our monthly meetings at the HobbyTown store is becoming a hindrance and detractor to the purpose of the club. The cons:

- a. The current location in an aisle in the middle of customer foot traffic sets us up for constant disruptions during meetings from customers and store patrons not affiliated with the club.
- b. The long, narrow table and seating arrangement means that members on opposite ends of the meeting cannot see or hear what's going on. This makes it very difficult to run the meetings as well as hindering the social aspect and meeting purpose. Our club has dramatically grown in size, and our average meeting size is now near 20 members each month with some meetings around 25. The currently allocated space in the model aisle is inadequate to our needs. There is no room to set up AV equipment (a screen and projector) for presentations.

- c. We have been customarily devoting more than 25% of our meeting time each month to shopping (~30+ minutes out of each 2-hour meeting). There is a lot of pressure to spend money. Yet, over the last months, the store has become less and less accommodating to the product requests of our members. The time we allot for shopping is time that we do not have for the meetings resulting in rushing through our Show & Tell and limiting our demos and presentations.
- d. In response to this situation, on Saturday, 31 March, Mike Roof, Ralph Nardone and Matt Goodman conducted a site survey of the meeting facilities available at the new Richland County Library Branch located at the Village of Sandhills shopping center.
- e. This facility is less than one mile from our current meeting location at the hobby shop. It is open to 9 pm on our regular meeting nights. The meeting room has seating for 30, although the table space available is slightly less than what we now have. No food or drinks are allowed. We would not be allowed to conduct demonstrations involving the use of paints. However, there is a craft room which we could possibly use with some advance planning and coordination.
- f. The library meeting room is in high demand and requires a Richland County resident with a library card to reserve it. There is no charge, but meetings are limited to two hours. Strategic scheduling would likely make it possible to occupy the room from 6 to 9 pm by reserving it from 6 to 8 pm and showing up a few minutes early (to set up) and just staying late. The odds of someone reserving the room for the last 45 minutes of a weeknight are very low which means that we would be able to linger in the room until closing (technically at 9 pm, but the library starts clearing patrons out at 8:45).
- g. **The question this month is: Do we want to make a reservation and test out this potential new meeting venue?** The earliest available date will likely be in June.

4) At the present we have 11 club members who are planning on attending the AMPS I-Con next month in Dayton, OH. This meeting is the last opportunity to conduct any face-to-face coordination for activities.

5) Floor will be open for New Business.

6) Following the business portion of the meeting, we'll take a short break for shopping and social mixing.

7) When we reconvene, we'll have a **Round-Table Regular Show & Tell** of new builds, finished models, works in progress and cool new stuff – bring it all with you to share! We'll draw for the monthly raffle prize winner at the end of the meeting. See Ralph, our treasurer, for raffle tickets at any time during the meeting.

Don't forget the "*Meeting after the Meeting*" at Schiano's across the parking lot next to the Publix. Make plans to hang out and eat dinner if you can. Everyone's welcome – no special invitation required!

Mike Roof
 Michael D. Roof
 AMPS #1632
 Chapter Contact

REMINDER: **The HobbyTown store will close at 7:00 pm (1900).** This means that all purchases at the store must be made before then so that the cash registers can be closed.

6:15 pm (1810): Admin business and Show & Tell.

6:50 pm (1850): Break: Shopping & Social Mixer. Cash registers close at 8:00 pm.

7:10 pm (1910): Reconvene: Continue Show & Tell: Builds and WIPs

8:00 pm (2000): Meeting ends (officially)

Regular meetings are held on 2nd Wednesdays of each month at 6:00 pm (1800) at the HobbyTown store, 10120 Two Notch Road, Suite 5, Columbia, SC 29223, (803) 736-0959.

Up-coming Events

AMPS 2018 International Convention, Hope Hotel and Richard C. Holbrooke Conference Center, Dayton, OH, Phone: (203) 794-0600, May 3 to 5, 2018.

2018 Convention Theme: Mishaps (and Oh...).

See the AMPS Homepage for info at: <http://www.amps-armor.org/SiteShows/ShowMain.aspx>



2018 South Carolina Scale Model MEGA-Show, co-hosted by AMPS Central South Carolina Wildcats and IPMS/Mid-Carolina Swamp Fox Modelers, will be held on June 22-23, 2018.

Location: SC National Guard Armory, 1225 Bluff Road, Columbia, SC, 29201, 803-299-4200.

2018 Show Theme: "I Want My MTV! ~ I love the '80s"

See the following web links for more information: <http://www.ampscentralsouthcarolina.org/> and www.ipmsmidcarolina.com.




AMPS CENTRAL SC "WILDCATS"

in Association with
IPMS / Mid - Carolina "SWAMP FOX Modelers"




SOUTH CAROLINA SCALE MODEL MEGA-SHOW

Grenada, 1983



Challenger I, 1983



Panama, 1989



A FISHBUSTEN, 1980-89



REFORGER, 1980-89



Falklands, 1982



MTV

"I want my ... TV"

9am - 6pm Saturday, June 23, 2018

SC NG Armory & SC Military Museum
1225 Bluff Road
Columbia, SC 29201
I-77, Exit #5
www.ampscentralsouthcarolina.org
IPMS Mid-Carolina <https://ipmsmidcarolina.com/>



Theme Award Eligibility: AMPS qualifying model subjects that were in-service between 01 January, 1980 and 31 December, 1989, inclusive of all nationalities and locations. Markings, camouflage, and other technical or historical aspects of the model must accurately place it somewhere along that timeline. Subjects that are depicted with technical or historical features or aspects that fall outside of this timeline will be ineligible even if the subject "basis" for that model was existent during some period within the specified timeline. Hypothetical, imaginary or sci-fi model subjects must be based on recognized fictional works that were first published or broadcast during the specified timeline. Neither the specific genre of the fictional work nor the media by which it was published or broadcast will be the basis used to determine eligibility. Models of proposed vehicle / weapon / equipment designs must be based on sources that were first published during the specified timeline. It will be the entrant's responsibility to provide, on request, corroborating information of his or her model's theme eligibility. This may be done by submitting "Research Bonus" information IAW AMPS rules. However, theme eligibility does not require accompanying "Research Bonus" material. The entrant may use some other method to corroborate his or her model's eligibility if it is questioned. In all cases, the entrants must notify the show registrar and Ram Rod of his or her model's eligibility for the theme award during registration. Failure to do so may result in that model being overlooked by the judges. **Any questions about eligibility will be decided by the Chief Judge whose decision will be final. See our website for complete rules and registration information.**

IPMS/MID-CAROLINA SWAMP FOX MODELERS and AMPS/CENTRAL SC WILDCATS
present the

I WANT MY M TV

I love the '80s!

SCALE MODEL MEGA-SHOW

SATURDAY, JUNE 23, 2018 9 AM to 6 PM

SC NATIONAL GUARD ARMORY AND SC MILITARY MUSEUM
1225 BLUFF ROAD, COLUMBIA, SC

FOR MORE INFORMATION
visit
WWW.IPMSMIDCAROLINA.COM or
WWW.AMPSCENTRALSOUTHCAROLINA.ORG







DownEastCon 2018, hosted by Eastern Carolina Plastic Modelers, July 14, 2018. Havelock Tourist & Event Center, 201 Tourist Center Drive, Havelock, NC, 28532 (right between/behind the Holiday Inn & Hampton Inn).

2018 Theme: "The United States Marines".

See the following web links for more information: http://www.ecpmod.com/contest_2018.html
www.ecpmod.com



Eastern Carolina Plastic Modelers



Proudly presents

DownEastCon 2018

July 14, 2018

1 January 2018



2018 New Releases

- **Leopard 2A4**, Italeri, 1/35th scale, kit # 6559.

Includes Super Decals Sheet for 5 Versions, Color Instructions Sheet, New Glueable Rubber Tracks.



Colour Instruction sheetNew Glueable Rubber TracksSuper Decals Sheet for 5 versions



Leopard 2A4

kit n. 6559 scale 1:35



Members Build Blogs


Build Blogs give an in-depth review of the construction process and allow the builders to share their knowledge. We are fortunate to have some of the members in our club with build blogs on modeling web sites. Please note that due to a change with Photo Bucket in 2017, many build logs have been impacted and linked photos may not show. While some modelers have/are relinking their blogs to a different photo hosting site, many older build logs and postings on various forums will likely never show the original linked pictures again and are lost forever. A posting on Missing-Linx provides a (temporary) work-around for Mozilla Firefox and Google Chrome browsers:

<http://www.network54.com/Forum/47211/message/1504035816/PB+-+extension+to+make+photos+viewable+again>

Mike Roof has 2 on Track-Link.com:



MiniArt T-44 Soviet Medium Tank, Kit # 35193
http://www.track-link.com/forums/site_blogs/27686



Bronco Loyd Carrier No. 2, Mk II (Tracked Tractor), # CB35188,
towing a Riich British Ordnance QF Mk. IV A-T Gun 6 Pdr, # 35042
http://www.track-link.com/forums/site_blogs/22053

Jeff Nelson has 1 on Armorama.com:



Fine Molds Japan Ground Self-Defense Force Type 60 APC, FM40
http://www.armorama.com/modules.php?op=modload&name=Squad&file=index&req=viewtopic&topic_id=213731&page=1#2056793

Additionally, Jeff did an In-Box-Review of this kit.

<http://armorama.com/modules.php?op=modload&name=Reviews&file=index&req=showcontent&id=9272>

Keith Frape also has 2 on Armorama.com:



Chieftain Mk. 7 ARR (Tamiya + Accurate Armor Conversion)
http://www.armorama.com/modules.php?op=modload&name=Squad&file=index&req=viewtopic&topic_id=241027



Up Armored Scimitar LEP with Bar Armor (AFV Club + Castoff Models Conversion)

http://armorama.com/modules.php?op=modload&name=SquawkBox&file=index&req=viewtopic&topic_id=212968

Bryan Moeller has one on Armorama.com:



Flakpanzer IV "Kugelblitz" (Cyber-Hobby's 1/35 scale "Orange Box" Series Kit #09 + Dragon's 1/35 Pz.Kpfw. IV Ausf. J Mid Production, Smart Kit #6556)

http://www.armorama.com/modules.php?op=modload&name=SquawkBox&file=index&req=viewtopic&topic_id=250681#2120546

Interesting Articles – "What Inspires Our Next Build"

Daniel Buchmeier, *"As far as inspiration goes... I generally try to build dioramas based on difficult topics or underdog themes. I try to pick things that maybe history hasn't given enough attention to. Generally, though, I like to tell stories that have some kind of emotional impact. Here are some examples..."*

Exploring racial relations. The Red Ball Express never seemed to get much notoriety.



Titled: *Thanks. (Red Ball Express)*



Showing dead guys instead of heroic acts of war.



Titled: *Gold Star*

This one was always a conversation starter about Hiroshima.



Titled: *Black Rain*

The theft of Europe's art.



Titled: *Pillage*

Debate over whether the Sherman was indeed as the British put it...Ronsons.



Titled: *Death Trap*



Tony Kelly, *“For me personally it’s several.*

First, is subject. Certainly, with the influx of new kits, new companies that just seem to spring up overnight, the possibilities seem endless. What was once a question of whether or not we’d ever see certain “subject’s” in styrene is now a complete after thought. With today’s technology and companies (R&D Programs) devoting so much time, money and resources into a certain subject(s), and with the help of Countries/Curators assisting in the development and accuracy of a kit is certainly a draw for me.

Secondly, going to model shows. That’s something that’s always seemed to be the main driving force for me. Seeing other modeler’s work, learning new techniques and just the camaraderie as well. And lastly, looking at magazines, reference material, (both old & new) websites and may be doing a subject that I’ve not seen a ton of. Just a few notables from my perspective.”

Keith Frape, *“My next build rarely gets finished no matter what it is.*

Interruptions of present builds for me come from different sources, new kit releases, new conversions becoming available. Sometimes new and better references for something in my stash or even prompted by current events.

Lastly, theme topics for an upcoming show can be persuasive enough for me to stop building and start a 'new build'.... Our AMPS show theme recently nudged me into picking up one of my older finished, or so I thought kits, updating it and placing on a terrain base. Not really a new build but did qualify as my last new build.

Having said all of that, my 'next build' will be a modern German Marder Mk.5 with thermal covering as seen in Afghanistan. A resin conversion kit plus stowage. I am waiting for the conversion to arrive in the next week or so from Germany. It is designed to fit the Revell Germany kit.

The reason being for me is, it has a different look and a little out of the normal day to day run of the mill builds, a little something different and I like items like that. I find it difficult these days to start and finish expeditiously, I certainly cannot build to a deadline and won't undertake building for compensation.

For me I like to build my next build when the urge hits me nothing more.”

And here are two pictures:



Marder 1A5 Mobile Camouflage System Barracuda

Tim Darrah, “If I see a cool camo scheme and/or markings, interesting/unique modifications to a vehicle, a “different” vehicle, that’s what I go for. Along with my goal of building each type of Sherman, Pz III, Stug III and Sd.Kfz. 251.”

Phil Cavender, “Interesting question. I originally wanted to build each Sherman from WWI through WWII. But, now I suppose what I build is based upon an actual vehicle I’ve had the opportunity to see or new kits current in the market. Also, what I have found is that upon researching a vehicle, another vehicle peaks my interest, which sometimes leads to another.”

Phil Cavender
 AMPS # 3060, IPMS # 50085
 Editor, “The Wildcat”


Interesting Articles – Razor Saws

At our March 14, 2018 AMPS meeting I spoke to Mike about a problem I had created with my M51 Israeli Sherman. I glued the fenders down...not good. Mike told me I should cut the fenders where it connects perpendicular to the glacis and that would need a really thin razor saw.

I own a thin razor saw. I have the JLC Razor Saw from the Czech Republic and that’s really thin. I bought my JLC Razor Saw through UMM USA. As I was about to grab the saw, I remembered that I bought a set of Tamiya photo-etched saws at Hobby Town. I had no reason to buy them except that I wanted to get something and I like Tamiya products. Turns out they came in very handy and made quick work of the offending fenders. I don’t remember the Hobby Town price, but they are \$9.32 on Amazon.



They come in a pack of 6 on a steel fret. 3 have the saw edge on the hypotenuse of a triangle and the other 3 have the saw edge that goes around a curved edge, including the tip. These are 0.1 mm thick.



They are very flexible and strong being made of steel. I guess the JCL razor saw is also made of steel, but it broke easily (during a different project). It seems more that the blade is brittle, though I may have been a bit too rough with it. The Tamiya saw blades are the same size as a #11 hobby blade, and they will fit into your Xacto handle without issue.



I want to cut in the red circle. Which to choose, JCL or Tamiya?



Because they are small, you can easily get into tight places where the JCL saw won't or with great difficulty. I probably could have used the JCL saw blade without the handle, but I like my fingers too much. I bit awkward.




The straight edge and diminutive size of the Tamiya saw blade worked great against the flat side of the fender.

It fits just right.



It made a nice straight cut and without a lot of effort.

From the front however, the fender looks way too thick so I wanted to remove the cross hatched area.



To take the extra fender off, I used the blade with the rounded saw tip and easily removed the extra plastic. I wouldn't have been able to do that with the JLC razor saw and it would have taken a while using a knife blade. Not saying it couldn't have been done, just that it would have been more time consuming and I'm sure I would have made a blood sacrifice as well.



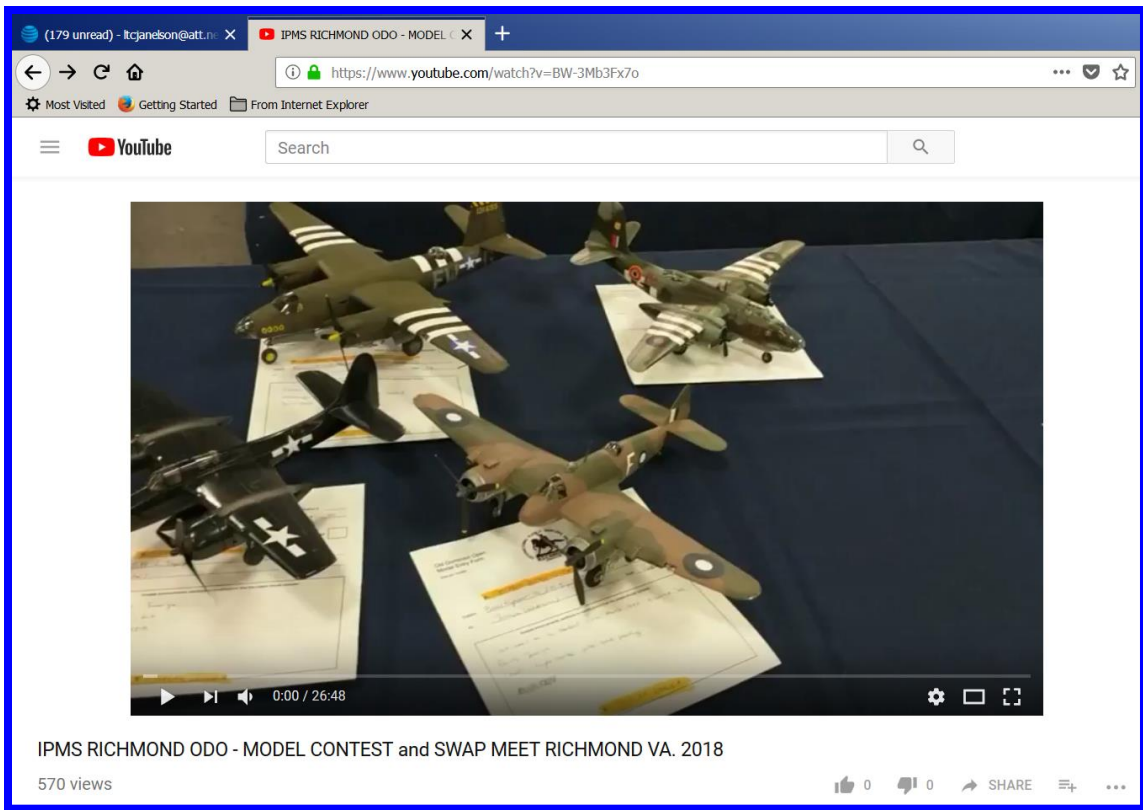
What once was a project destined for shelf of doom, became a happy project again. I owe it all to Mike's recommendation and my Tamiya Saw blades that I bought just because I wanted to spend some money. It's always nice to have the right tool for the job.

Matthew Goodman
Contributor
AMPS Central South Carolina

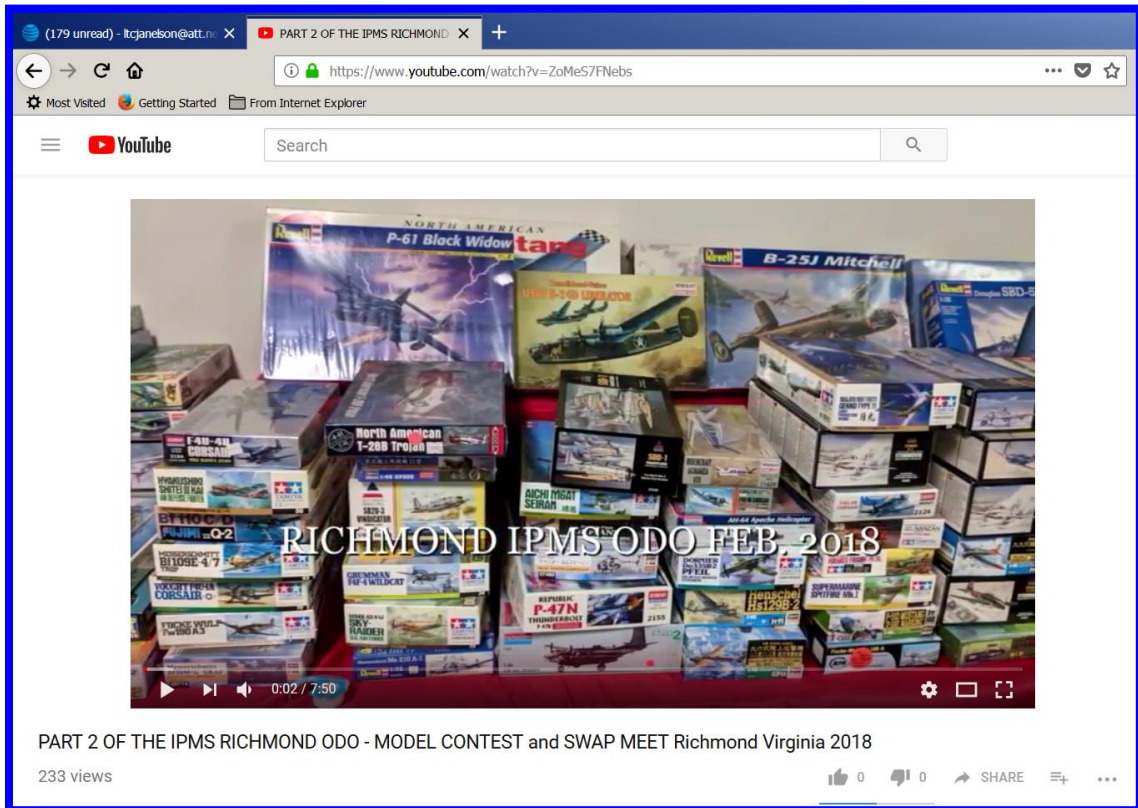
Interesting Articles – IMPS Richmond ODO Model Contest 2018

The IPMS Richmond Old Dominion Open Model Contest was held February 24, 2018 in Richmond, VA.

Here's an interesting link to Youtube video Herb sent me, with our very own Rebecca and Tony are at their booth, but as always, Rebecca is hidden.



Part 1: <https://www.youtube.com/watch?v=BW-3Mb3Fx7o>



Part 2: <https://www.youtube.com/watch?v=ZoMeS7FNebs>

Phil Cavender
AMPS # 3060, IPMS # 50085
Editor, "The Wildcat"

The USA Historical AFV Register

Mike Roof has provided us with a great link he found that may be of interest to all.

"For those who are interested in preserved AFVs or photographing them for research, here's a link to the latest issue of the AFV Register Organization's "The USA Historical AFV Register."

The register is broken down by state and city, with the AFVs listed along with their exact locations (to include GPS lat/long coordinates). This is a good list to keep saved on your computer.

If you travel around you can plan accordingly (look up your travel destination or itinerary stops to see what interesting AFVs might be there), and if you need reference material on a particular vehicle, you can often contact one of your "virtual" friends online who lives near an exhibit to take some pictures for you".

The USA Historical AFV Register

*Armored Fighting Vehicles Preserved
in the United States of America*

V4.0

March 2016

**Michel van Loon
Neil Baumgardner**

For the AFV Association



Picture by Paul Hannah

<http://afvregister.org/Downloads/The%20USA%20Historical%20AFV%20register%204.0.pdf>


Support Our Local Vendors



10120 Two Notch Road, Suite 5
Columbia, SC 29223
(803) 736-0959
<https://www.hobbytown.com/columbia-e-sc/l57>
HobbytownColumbiaSC@gmail.com

(*) - New Store Hours, (#) – Model Build Days **EVERY Saturday starting at noon.**

*Sunday	12-5
Monday	11-7
*Tuesday	Closed
Wednesday	11-7
*Thursday	11-7
*Friday	11-8
Saturday	10-8 (#)



405 State Street
West Columbia, SC 29169
(803) 791-3958
Mon – Sat, 10am to 6pm




5633 Broad Street
Sumter, SC 29154
(803) 983-5084
Mon – Sun, 2pm to 7pm



Classified Ads

All submissions for entry into the Classified Ads section should be submitted to the editor **two (2) weeks prior to the monthly AMPS meeting**. Also, please let the editor know if your ad is no longer needed so we can remove it from the newsletter.

For Sale: 24-Inch Mini-Plus Home Hobby Spray Paint Booth, made by Pace Industries. Brand New. Never Used. 148 CFM Shaded Pole Exhaust Fan, 115 volt - 1.37 amp - 3,160 RPM, 26 Gage Galvanized Sheet Metal Construction, 4" Collar to Exhaust to Outside, up to 15 feet, Duty Power Switch, 24" X 12" X 1" High Capacity Pleated Air Filter. Includes exhaust Kit and extra filters. Price paid \$295.00. Price negotiable, starting at \$200.00. **Contact Herb Horvath.**



Wanted: I'm looking for a cheap 1/35th scale Hetzer, all I need out of it is the complete running gear/suspension and tracks. I don't care about the rest of the kit, so parts of that can be missing.
Contact Tim Darrah

Wanted: I am looking for the Eduard (35 233) 1/35 photoetch M110A2 SPH update set for the Italeri M110/M1102, and M107 kits. As with the Hobby Fan resin Kit, I kept waiting to buy one until it also was gone! -- Are you picking up a recurring theme here? **Contact Carl Wethington.**

Wanted: I am looking for the Hobby Fan (HF001) 1/35 resin M110A2 SPH update set for the Italeri M110/M1102, and M107 kits. As you can tell from the item number it was the first resin detailing kit make by Hobby Fan. It was an excellent set that replaced much of the traditional Italeri soft detail, and included an outstanding loader / rammer section. I kept waiting to buy one -- until, well, it was gone! If you come across one, I would be glad to "rent" the set to make resin masters for my M110 and M107 kits. Thanks for any leads you can offer!
Contact Carl Wethington.

“The Day Room”

In the US military, most company-level units have a “day room” in the barracks where the troops hang-out, relax, and BS. When you want to learn the latest in “rumor control,” you swing by the day room and chat-up the Joes and Janes hanging out there. They might not always get it right, but they’re always willing to tell ya just what they think! So, welcome to “the Day Room...”

Don't forget about the upcoming events to show our support.

Also don't forget to send me your favorite techniques you've learned through the years. We all would benefit. I'll include them in our next newsletter.

Finally, if you aren't a member of AMPS, now is the time to join. **Join AMPS Now!**

<http://amps-armor.org/>

Happy modeling,

Phil Cavender

Editor, “The Wildcat”, AMPS Central SC “Wildcats”

