



This month's cover knife is by Bruce Ryan,
our featured knifemaker.

See page 7 for more information on Bruce and to see more of his work.

INSIDE THIS ISSUE

General Information	Page 2	January Photos	Page 5
Guild Officers and Directors	Page 2	Raffle Knife	Page 6
A Word from the President	Page 3	New Members	Page 6
News on Upcoming Meeting	Page 3	Featured Knifemaker	Page 7
Election Notice	Page 3	Feature Article: Radius Bolsters	Page 8
January Recap	Page 4	Guild Questionnaire	Page 9

*****NEWS, ARTICLES, CLASSIFIEDS*****

This is **YOUR** newsletter. To make it the best it can be, we need your help. If you have shared information at a workshop, or if you have certain **tips you can offer** on any aspect of the making of knives, please send these in for inclusion. If you have an **idea for an article**, or would like to read info on something, please let us know so that we can try to work it out. We are also interested in offering a **classified section** so that you can buy, sell, or trade knife-making tools and materials. Send all info the editor via email.

ABOUT THIS PUBLICATION AND OUR GUILD

Billets and Blades is the official publication of the North Carolina Custom Knifemakers Guild. It is compiled and published in four issues annually with two additional special publication dates possible each year.

The North Carolina Custom Knifemakers Guild was formed to meet the needs of the growing body of custom knife makers in the southeastern United States. This purpose of this newsletter is to serve as a medium of exchange for the members of the NCKKG.

Billets and Blades is copyrighted in its entirety by the North Carolina Custom Knifemakers Guild. Permission to quote small noncontiguous passages is freely given as long as appropriate citations are used. Permission to reprint, in whole or in part, must be requested from the Guild. Please contact the editors.

Knife making and related endeavors are inherently dangerous crafts or occupations. The material contained in this newsletter is for information only and is not intended for private instruction. Therefore, the North Carolina Custom Knifemakers Guild and its officers and editors specifically disclaim any and all responsibility for damage or injury that may occur as a result of the use of any information that is contained in this newsletter.

Advertising Policy:

The NCKKG accepts no paid advertising as a matter of policy. From time to time, advertisements may appear that are deemed by the officers to be in the best interest of the Guild. Space for advertisements is offered free to Guild members who wish to promote a service or offer specific items for sale. The officers and editor reserve the right to edit advertisements for brevity.

Members, please submit ads to the either the president or the editor at the addresses shown at right.

GUILD OFFICERS & DIRECTORS

President

William M. Bisher
1015 Beck Road
Denton, NC 27239
336.859.5486

blackturtleforge@wildblue.net

Vice President

Bob Ham
45 Crescent Point Drive
Hendersonville, NC 28739
828-329-8043
bobham@morrisbb.net

Secretary

Tommy Johnson
114 Poole Road
Troy, NC 27371
910.572.3230
tommy@tjohnsonknives.com

Treasurer

Tony Kelly
348 Bell Road
Kinston, NC 28501
252.527.2130
tckelly@suddenlink.net

Director

Barry Jones
221 North Avenue
Danville, VA 24540
434.793.5282
jonesbros@comcast.net

Webmaster

Rebecca Dresser
P.O. Box 316
Danbury, NC 27016
336.593.8324
rdresser@embarqmail.com

Billets and Blades Design and Editor

Rebecca Dresser
see above
www.kneedeepstudio.com

A NOTE FROM BILL BISHER

I hope everyone enjoyed the January meeting. We had a really good turnout and we gained eight new members, I believe. They will be listed in this newsletter.

The demos that Bob arranged were top notch and I would like to thank Bob Ham, Arthur Summer, Andy Sharpe, Tommy Johnson, and anyone else that assisted in the demonstrations.

Joel Sandifer was awarded the Guild scholarship this year. Everyone was reminded that to be considered for a scholarship, a letter

has to be written stating why you want the scholarship. Once selected and the desired course is completed, you must give a demo at a meeting and/or write an article on the course for the newsletter.

The April meeting will be held on the 17th at Dan Nicholas State Park near Salisbury, NC. Those that want to camp or stay in one of the cabins need to contact the Park to make reservations. We will be using shelter #7. Bring a covered dish, beverages, ice, or etc. If you have questions on food, contact Bob Ham. He will be getting up the

main course. We will have Iron in the Hat, so bring something for the table and we will be selling raffle tickets for the Guild Knife, which is pictured elsewhere in the newsletter. If have some type of yard game you like to play, bring it. I don't think there will be any demo's at this meeting, just socializing.

This is an election meeting also. The President's position and a Board of Director's position are to be voted on.

Hope to see everyone there; we should have a great time!

UPCOMING GUILD MEETING

SATURDAY, APRIL 17
DAN NICHOLAS STATE PARK

DIRECTIONS....

I-85 to the #76 exit at Salisbury, NC (US 52 or Ennis St.). Turn Southeast or away from Salisbury to Newsome Rd and turn left to Bingle Ferry Rd. Then turn right and just few miles to the park entrance.

NEARBY MOTELS...

Days Inn 704-633-5961
Comfort Suites 704-630-0065
Happy Travelers Inn 704-636-6640
Travel Lodge 704-636-8910
Quality Inn 704-633-5777

COME ONE, COME ALL!!

Join us at Shelter #7

for food, fun, and socializing!

We will be grilling burgers, dogs, and sausage with all the trimmings.

Please bring something to share with all!


We have been told that this park offers a lot for families, so bring the kids and grandkids for a day of enjoying the company of other guild members.

We will have the normal business meeting at 8 AM and the iron in the hat after lunch.

We will voting on the positions of Guild President and a Board Member, so please come and cast your vote!!

APRIL ELECTIONS!!!

Be sure to let your voice be heard.
Come to the April 17 meeting and picnic
and cast your vote
for Guild President and a Board Member position.
This is YOUR GUILD so be sure to have your say!



JANUARY MEETING MINUTES... Submitted by Tony Kelly

1. Tony Kelly gave the financial report. Our current balance is \$5,061.74.
2. Dues are to be paid each year by Dec. 31 each year. There are still some that have not paid for this year.
3. The idea of waiving due for members who are jobless was discussed and approved. Members must apply for the waiver.
4. We have been asked if our scholarship can be used for classes conducted by the A.B.S. at Haywood Community College. The answer is that scholarships must be used for classes conducted at M.C.C. in conjunction with the Guild.
5. A drawing was held for the 2010 Member Scholarship, and Joel Sanderfer was chosen.
6. President Bill Bisher proposed moving the April meeting to the Dan Nicholas State Park for a cookout and games. It was approved.

The following items were discussed as part of our General Business Meeting:

1. Dues are overdue if not paid already.
2. The next meeting will be April 17 at the Dan Nicholas State Park. There will be a cookout, games, etc. Contact VP Bob Ham about bringing items for the cookout.
3. We need input for the newsletter; this can be sent to Rebecca Dresser at rdresser@embarqmail.com.
4. Four people applied for the Member's Scholarship; Joel Sanderfer won.
5. To apply for next year's scholarship, a letter telling why you want the scholarship must accompany your application.
6. The scholarship is to be used for classes held at M.C.C. in conjunction with the Guild.
7. There was some discussion about the A.B.S. school at Haywood Community College and what it offers.
8. Dues may be waived for members who are currently jobless; these members need to apply for the waiver.
9. Two positions on the Board of Directors are up for election at the April meeting: the President and one Board Director.
10. Phillip Jones will be conducting a demo at the July meeting, three or four more demos are needed. Bobby Morris, Mark Carey, and Mark Hall volunteered.
11. Joel Sanderfer told about doing demos for the Boy Scouts and recommended that others do it.
12. The knife made by Guild members at the meeting at Bob Ham's will be auctioned. Bob Ham made the blade, Arthur McNeil added the bolsters, the handle was done by Andy Sharp. Engraving was by Ken Hurst, and scrimshaw was done by Pete Driscoll, who had presented a demo for the meeting.



Members gather 'round for a demo at the January 2010 meeting

ANDY'S JIG AND HEAT TREAT METHODS



BOB'S MOSAIC PINS



ARTHUR'S RADIUS BOLSTER (see page 8 for an article)



TOMMY'S GRINDING JIG



Cupcakes, Anyone?

Tommy McNabb and his buddy, Travelin' Travis....



RAFFLE TICKETS ON SALE AT APRIL MEETING

Join us at the April 17 picnic in Salisbury! Tickets will go on sale then for a chance to win this gorgeous knife created last fall at the October Guild meeting by Guild members Bob Ham, Andy Sharpe, and Arthur McNeil. Guest workshop leader Pete Driscoll did the scrimshaw, Ken Hurst did the engraving, and Arthur Summers made the sheath. Tickets will be on sale for \$3 each or 4 for \$10 throughout the year, and the knife will be raffled off at the Guild meeting in October 2010.



WELCOME, NEW MEMBERS!

Jamin Brackett of Fallston, NC

Thomas Clegg of Pittsboro, NC

Matthew Manley of King, NC

Chris McNeil of Concord, NC

Johnathan Mitchell of Wilson, NC

MEET BRUCE M. RYAN...

Bruce lives in Newport News, Virginia. He first visited a Guild show in 1995 or 1996 with his father, and he then joined the Guild in 1996.

His father, C.O. Ryan, was his main influence and taught him about knifemaking. His favorite knifemakers are the old-timers... Randall, Scrimsher, and others.

Bruce made his first knife with his father's help around 1980 and said he "was not much good at it." But in 1990, after he had throat cancer surgery, his wife said to him, "Get a hobby or move out!" so Bruce decided to build himself a shop. He said that was cheaper than moving! And that's when he began making knives seriously.

He prefers stock removal and likes clip point and drop point hunters. He uses 440C and ATS 34, and prefers hollow grinding which he does "freehand on Bader grinders." He enjoys grinding raw blades, but his favorite part of knifemaking is completion! He does everything in his own shop except heat-treating which he sends to Paul Bos exclusively.

Bruce spends between 10 and 30 hours a week in his shop which is a 22' x 22' building complete with central air and gas heat. It was designed specifically for a knife shop and it houses two bandsaws, two Bader grinders, two drill presses, a machine lathe, a small anvil, and many hand tools.

Bruce does not sell his work. Instead, he donates his knives to various clubs and organizations as part of their fundraising efforts. These lucky groups include NC Ducks Unlimited, SVKCA Annual Show in Bruce's dad's name, the American Cancer Society, and "The Junction" which is a boys' home in North Carolina.



RADIUS BOLSTERS FOR HANDLES (From Arthur Summers' demonstration at the January 2010 Guild Meeting)

Arthur Summers demonstrated his jig to make a radius on his slabs so they perfectly match the inside radius on his bolsters.

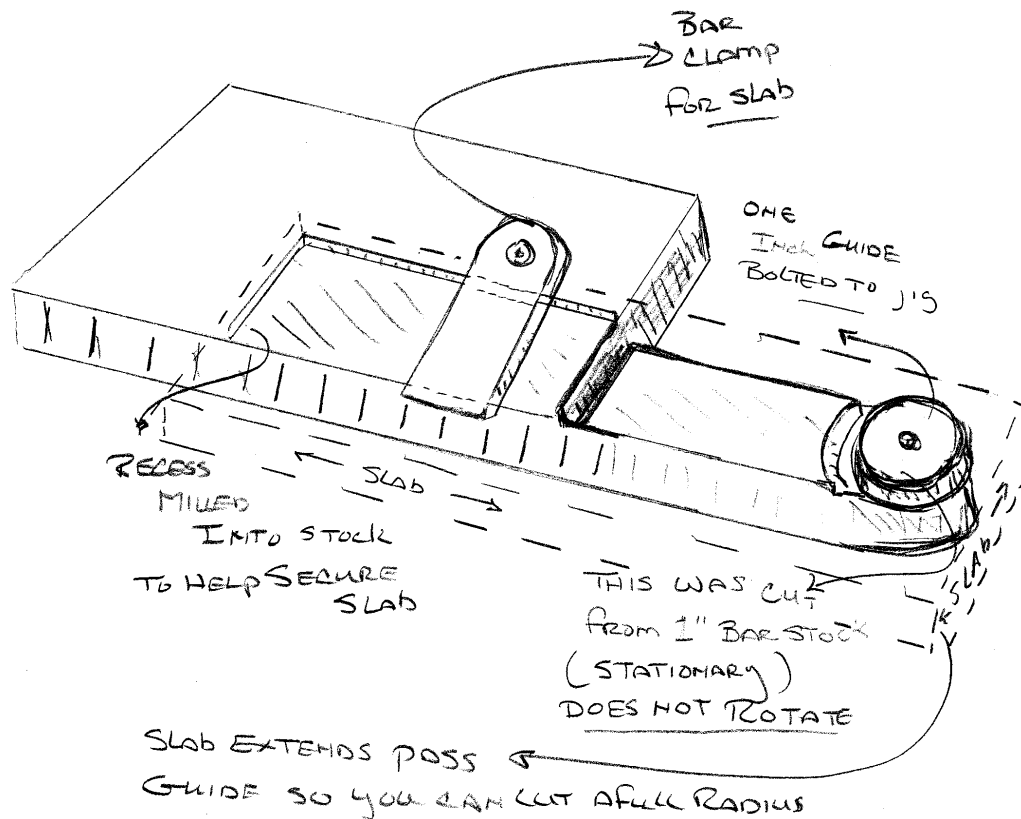
To do this inside radius on the bolster, he lines the bolster material up on the blade where he wants it to be. Then he marks the position and drills the holes in the bolster and blade. Arthur then removes the bolsters, pins the two together, and cuts the inside radius on his milling machine with a one inch end mill.

For the slab's outside radius, he made a jig to accomplish this task. The drawing here is not to scale but does give an idea what it looks like. Arthur made the jig from a piece of aluminum block. He cut out a tongue and mounted a one-inch steel disk so it extends beyond the end of the tongue about 1/16 of an inch. The disk is bolted stationary so it will not rotate. The clamp on top is to hold the handle material stationary. Arthur said he needs to improve on this because the slab has a tendency to move. Of course others can design their own jig to suite their needs.

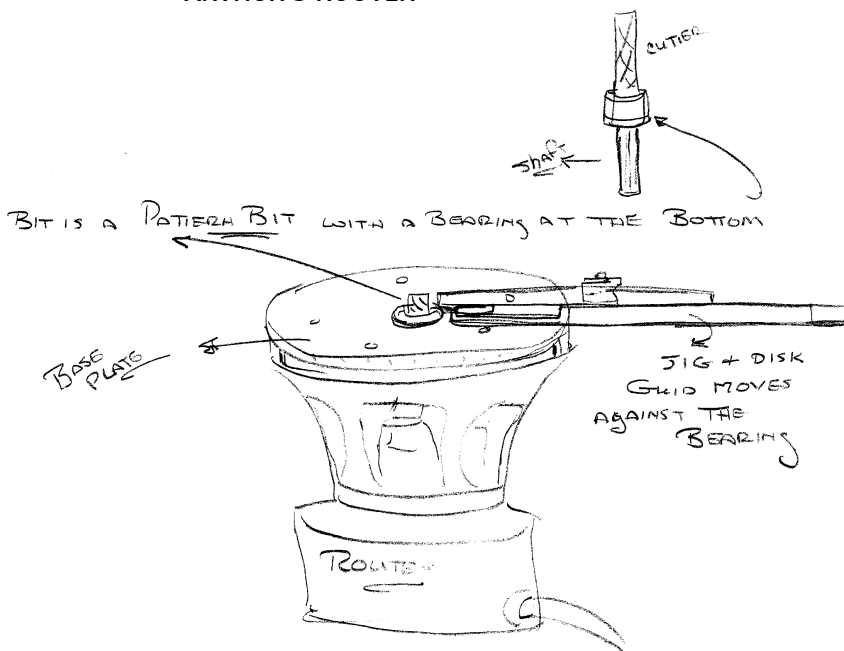
To use this jig, Arthur clamps the handle material to the guide jig with it extending out past the disk so he can cut a full radius on the slab and not hit the jig with the router. The slab is also extended off the jig on the tongue side of the jig.

Arthur has his router set up with a faceplate that covers the holes on the main faceplate, so the jig will move easily. During the demo he had the router free standing and said at home he had it fixed stationary. The bit he used is an edge-cutting bit with a bearing at the bottom so it will move along an edge of a countertop while trimming the formica.

ARTHUR'S JIG



ARTHUR'S ROUTER



ARTHUR ADVISE TO SECURE YOUR ROUTER TO KEEP IT FROM JUMPING OR JERKING AWAY FROM YOU. OR WORST - INTO YOUR HAND!

2010 KNIFEMAKING CLASSES

AT MONTGOMERY COMMUNITY COLLEGE

www.montgomery.cc.nc.us

Custom Folding Knives - Ed VanHoy

April 29 – May 2, 2010; Cost \$315

Design and craft a custom liner-lock folding knife.

The instructor will show the basic principles and methods of construction required. Design, machine work, drilling, tapping, grinding the blade and finishing will be covered. Each student will complete a knife using both machine shop and common hand tools.

Silver Sheaths – Tommy McNabb

May 14 – 16, 2010; Cost \$240

Learn to make a classic metal sheath for a bowie or dagger using metal forming techniques and soldering.

Grinding Knife Blades – Barry & Phillip Jones

July 8 - 11, 2010; Cost \$315

Learn fixed blade design using the basic principles and methods of knife construction, including how to grind and heat treat knife blades, as well as fitting and finishing handles.

Silver Wire Inlay – Steve Keeslar

July 16 - 18, 2010; Cost \$240

Learn the decorative art of inlaying silver wire into wooden gunstocks and knife handles. Students will learn design, layout and proper tool technique to make beautiful patterns.

Forged Scagel – James Batson

August 13 -15, 2010; Cost \$240

Learn the basics of forging and assembling a classic William Scagel style folding knife. Students will learn how to forge the blade and prepare it with a file and grinder for heat treating. Course is designed for all levels of student skills.

Basic Knifemaking – Travis Daniel

August 19 - 22, 2010; Cost \$315

Learn knifemaking by designing and making a knife under the guidance of the instructor.

Each student will grind, heat, and finish a knife using the stock removal method.

This class is for beginners to intermediates who want to perfect their knife making talents.

Automatic Folding Knives - Ed VanHoy

September 9 - 12, 2010; Cost \$315

Design and craft a spring-loaded folding knife. The course will include the basic principles and methods of construction required to make a spring-loaded automatic folder.

Techniques will include drilling, tapping, grinding and finishing.

Leather Sheaths – Rob Bennett

October 1 – 3, 2010; Cost \$ 240

Learn how to make a leather sheath for knives on pistol holsters.

Techniques include design, stamping and finishing.

In each issue, we hope to feature one knife-maker, but in order to do this, we need information from you.

We also need clear, clean photos of your knives and one of you. These may be emailed as jpg files.

If you have not yet filled out the questionnaire, please do so legibly and mail it as soon as possible to

Bill Bisher, President

or

Rebecca Dresser, Editor

1015 Beck Road, Denton, NC 27239

P.O. Box 316, Danbury, NC 27016

GUILD QUESTIONNAIRE

(Please don't be chintzy with your answers; we want to get to know you! Use extra paper if you need more space.)

Name: _____ Address: _____

Phone and Email: _____ Age/Birthday: _____

How did you find out about our Guild AND when did you join? _____

Who or what was your major influence when you began knife-making or collecting AND why? _____

Favorite Knife, Knifemaker(s), etc AND why? _____

Preference? Forging or Stock Removal? _____ Style/Pattern? _____

Favorite Steel or Steels? _____ Area of Expertise? _____

Favorite Step or Part in knife making? _____

Is everything done in your shop? Sheaths/Heat Treating, etc? _____

Affiliations? _____ Website? _____

When did you start making knives? _____

How much time do you spend in your shop in a given week? Describe your shop set up, please. _____

Please tell about making your first knife. _____

What knives sell best for you? _____

MEMBERSHIP APPLICATION FORM

Membership/Renewal Fee: \$50 per year
Collector Fee: \$25 per year Student Fee: \$10 per year

Date: _____

Name: _____

Address: _____

City, State, Zip: _____

Phone: _____ Email: _____

Website: _____

New Member? _____ or Renewal? _____

Member Category: Maker _____ Collector _____ Student _____

Mail form and check to:
NC Custom Knifemakers Guild, Attn Tony Kelly
348 Bell Road
Kinston, NC 28504

NCCKG SCHOLARSHIP PROGRAM APPLICATION FORM

All applications are due by December 31 of each year. A drawing will be held by the Board of Directors during the January meeting. If your name is drawn, you will be notified, and it is your responsibility to pay Montgomery Community College for the knife-making class you choose. You must complete the course, send a copy of your certificate to the NCCKG Treasurer, demonstrate your new skill at a Guild meeting **or** write an article for the Guild newsletter. At that time, the course fee will be refunded to you. Please note that the scholarship covers only the course fee; all other expenses are the responsibility of the student.

Name: _____

Address: _____

City, State, Zip: _____

Phone: _____ Email: _____

Course Name and Date: _____

Mail form to:
NC Custom Knifemakers Scholarship Program
Attn Tony Kelly
348 Bell Road
Kinston, NC 28504

NORTH
CAROLINA
**CUSTOM
KNIFEMAKERS**
G U I L D

**P.O. BOX 316
DANBURY, NC 27016**

NEWS TO NOTE

Next Guild Meeting... right around the corner...

April 17 at Dan Nicholas State Park in Salisbury
Elections will be held, so please come and cast your vote!

MARK YOUR CALENDARS...

July 17 meeting at Bob Ham's Shop
October 16 meeting at MCC