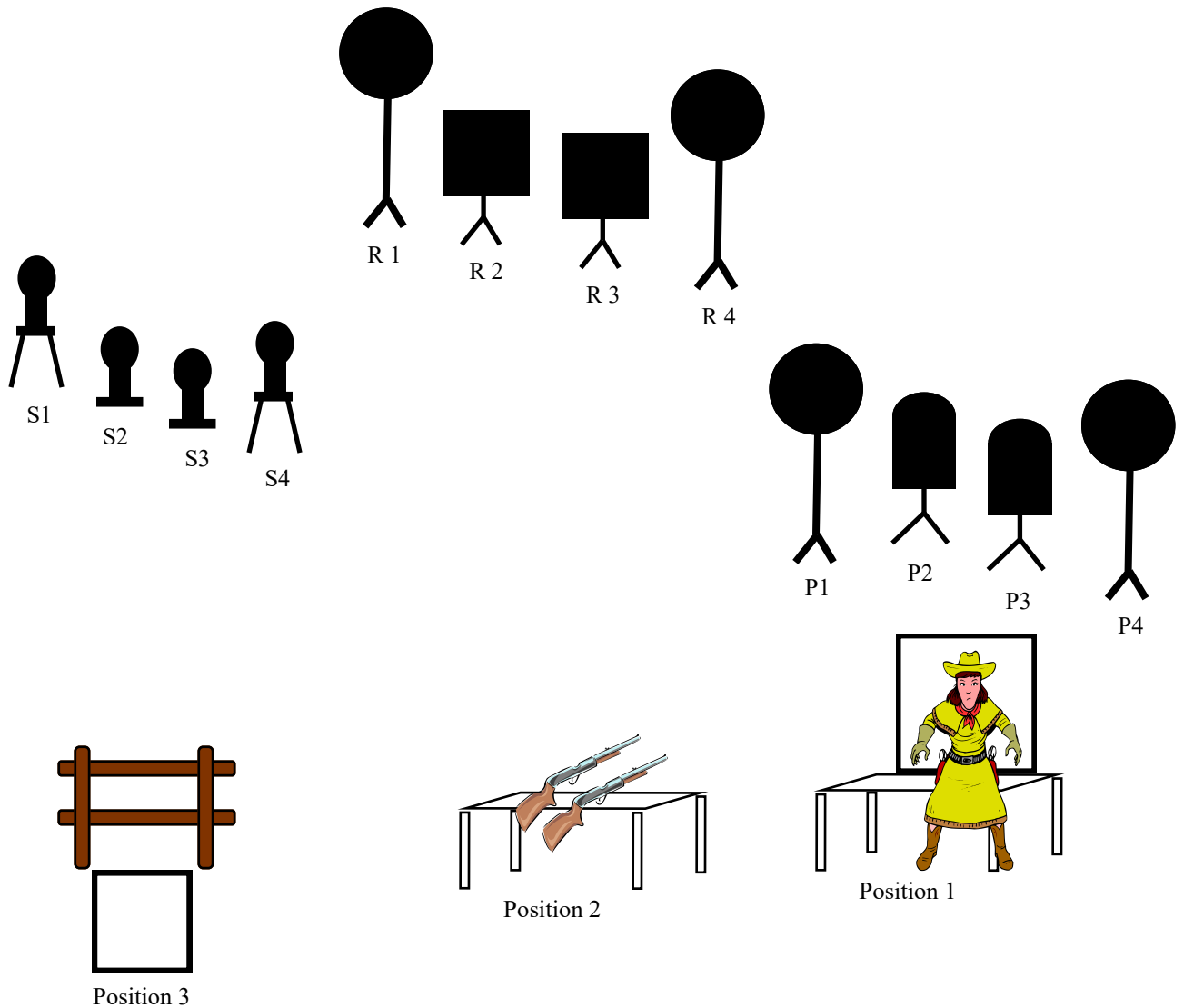


Stage 1
Bay 2
May 2018



10 PISTOL 10 RIFLE 4+ SHOTGUN

Staging Two pistols loaded with 5 rounds each and holstered. Rifle loaded with 10 rounds staged on the table at position 2. Shotgun staged on the table at position 2 with at least 4 shells on your person.

Gun sequence Pistols, rifle, shotgun.

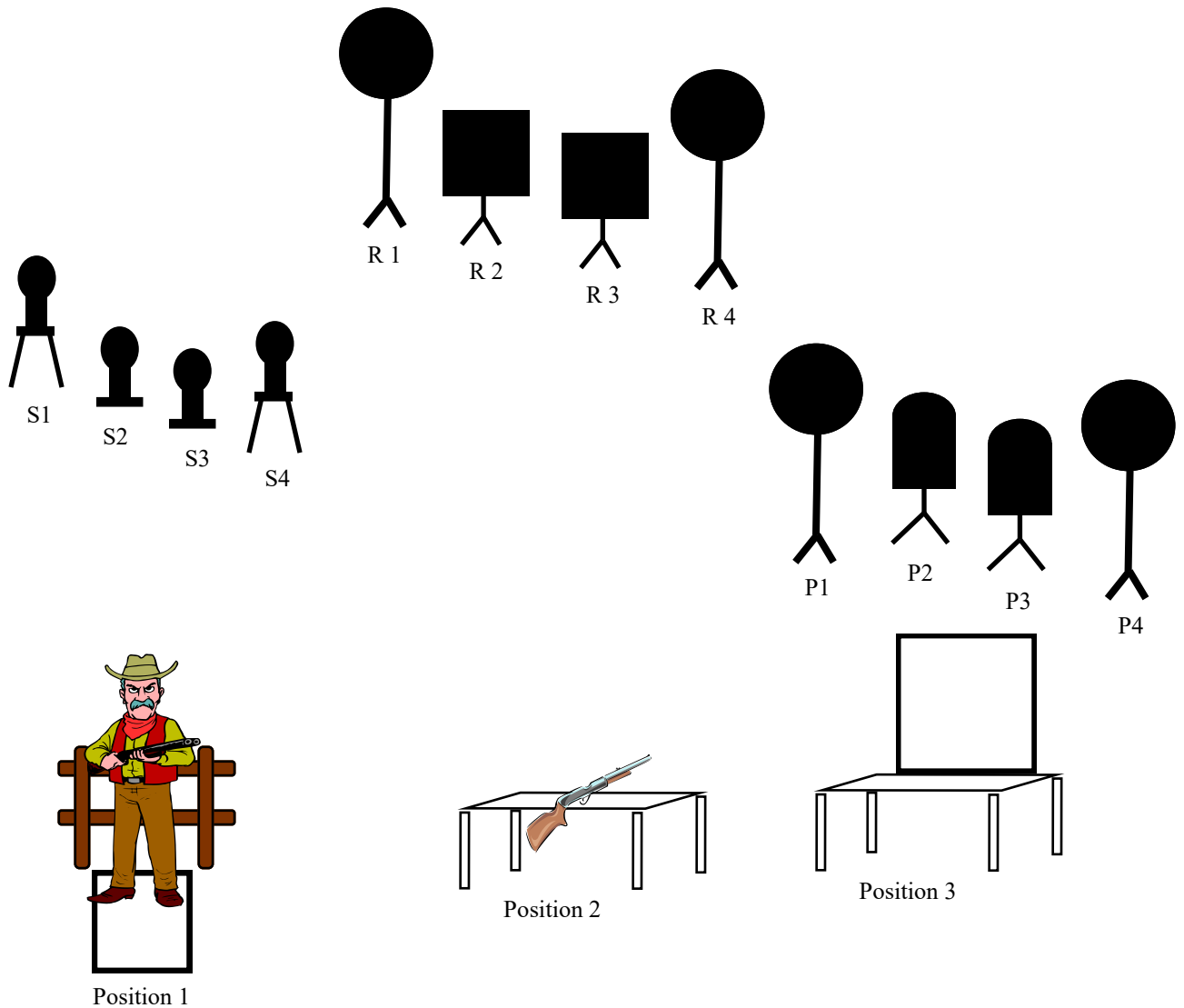
Start Standing at the **center** of the window at position 1 with your hands on the window frame at shoulder height.

On Signal Starting on either end, with the pistols engage P1 thru P4 with a Hoot sweep (1-2-2-3-3-2-2-3-3-4).

Move to the table at position 2 and starting on either end, with the rifle engage R1 thru R4 with a Hoot sweep (1-2-2-3-3-2-2-3-3-4).

With the shotgun, move to the shooter's square at position 3, and with at least one foot in the square, engage S1 thru S4 in any order. You may load your shotgun on the move as long as the action remains open.

Stage 2
Bay 2
May 2018



10 PISTOL 10 RIFLE 4+ SHOTGUN

Staging Two pistols loaded with 5 rounds each and holstered. Rifle loaded with 10 rounds staged on the table at position 2. Shotgun in both hands at position 1 with at least 4 shells on your person.

Gun sequence Shotgun, rifle, pistols.

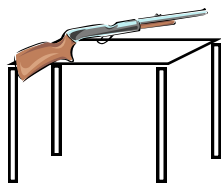
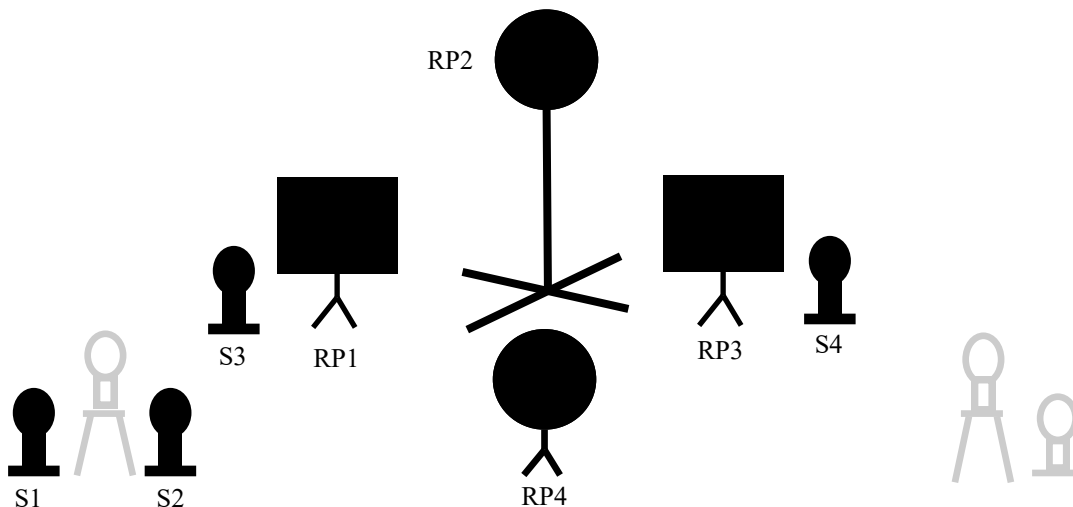
Start Standing at the **center** of the fence at position 1 with your shotgun in both hands.

On Signal Engage S1 thru S4 in any order.

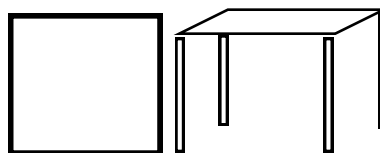
Move to the table at position 2 and starting on either end, with the rifle engage R1 thru R4 with a Regressive sweep (4 on 1, 3 on 2, 2 on 3, 1 on 4).

Move to the window at position 3 and with the pistols engage P1 thru P4 thru the window with a Regressive sweep (4 on 1, 3 on 2, 2 on 3, 1 on 4).


Stage 3
Bay 3
May 2018



Position 2



Position 3



Position 1

10 PISTOL 10 RIFLE 4+ SHOTGUN

Staging Two pistols loaded with 5 rounds each and holstered. Rifle loaded with 10 rounds staged in the window at position 1. Shotgun staged on the table at position 2 with at least 4 shells on your person.

Gun sequence Rifle, shotgun, pistols, shotgun.

Start Standing tall at the **center** of the window at position 1 with your hands at your sides.


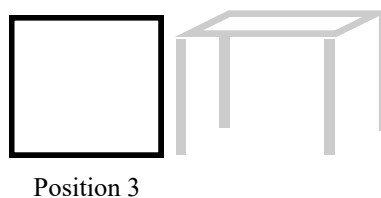

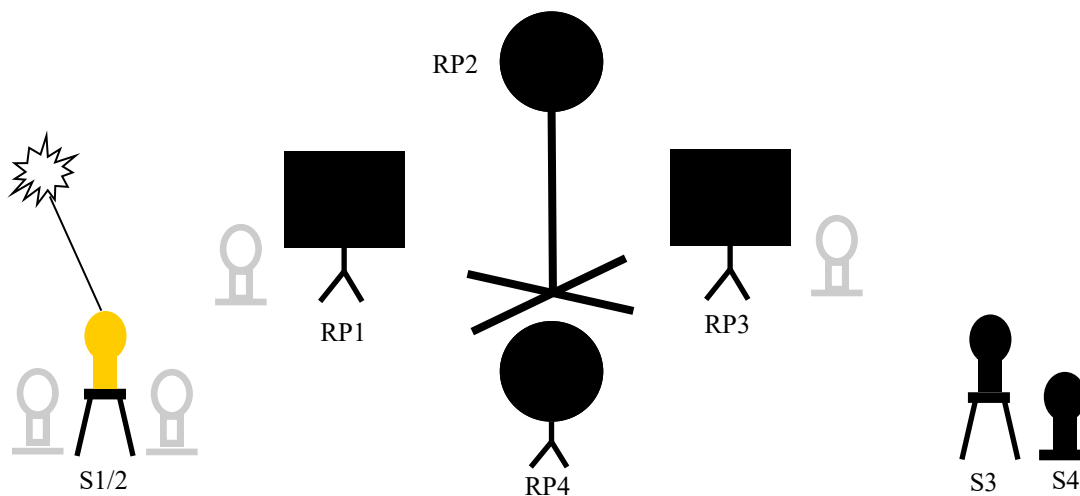
On Signal With the rifle engage RP1 thru RP4 thru the window with at least 2 rounds each. Make the rifle safe on the table at position 1 **at an angle to the right berm.**

Move to the table at position 2 and with the shotgun engage S1 and S2 in any order.

Move to the shooter's square at position 3 and make the shotgun safe on the table. With at least one foot in the square, with the pistols engage RP1 thru RP4 with at least 2 rounds each.

At position 3, with at least one foot in the square, with the shotgun engage S3 and S4 in any order.

Stage 4
Bay 3
May 2018



10-PISTOL 10-RIFLE 4+- SHOTGUN

Staging Two pistols loaded with 5 rounds each and holstered. Rifle loaded with 10 rounds staged in the left window at position 1. Shotgun staged in the left window at position 1 with at least 4 shells on your person.

Gun sequence Rifle, shotgun, pistols.

Start Standing at the **center** of the left table at position 1 with your arms crossed on your chest.

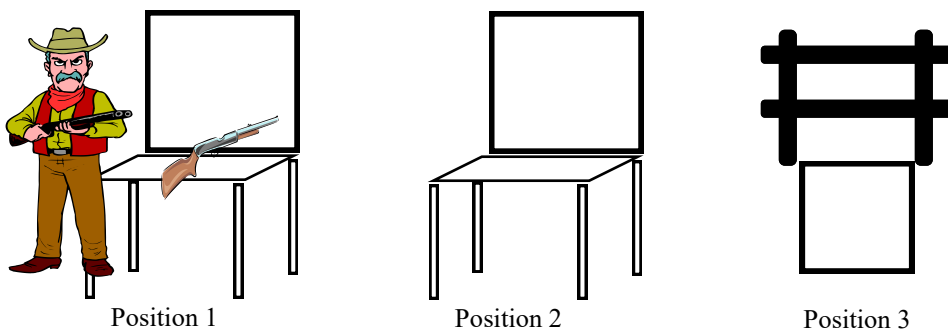
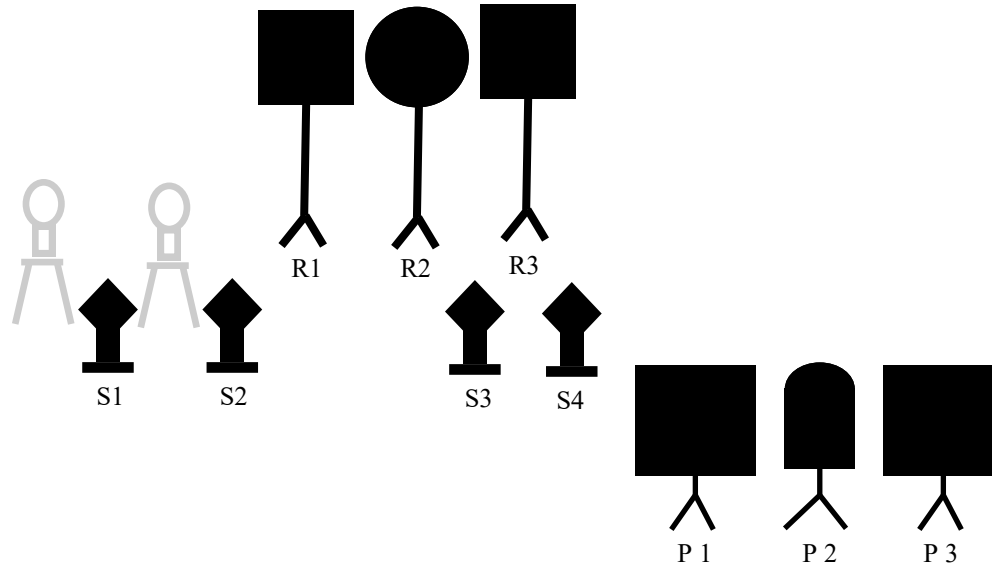
On Signal With the rifle, starting on either square, alternate for 5 rounds on RP1 and RP3 and then starting on either circle, alternate for 5 rounds on RP2 and RP4. Make the rifle safe on the table **at an angle to the left berm.**

With the shotgun engage S1 (the flipper) and S2 (the flyer). **The flyer is a 5 second bonus if hit, no penalty if missed. Failure to knock down any target or shoot at any flyer will be counted as a miss.**

With the shotgun, move to position 2 and engage S3 and S4 thru the window in any order. Make the shotgun safe on the table at position 2 **at an angle to right berm** or on the table at position 3. You may load your shotgun on the move as long as the action remains open.

Move to the shooter's square at position 3, and with at least one foot in the square, with the pistols, starting on either square, alternate for 5 rounds on RP1 and RP3 and then starting on either circle, alternate for 5 rounds on RP2 and RP4.

Stage 5
Bay 4
May 2018



10 PISTOL 9+1 RIFLE 4+ SHOTGUN

Staging Two pistols loaded with 5 rounds each and holstered. Rifle loaded with 9 rounds in both hands at position 1 with at least one round on your person. Josey Wales category shooters will load one pistol with 5 rounds and the other pistol with 4 rounds and have at least one round on your person for the reload. Shotgun staged in the window at position 1 with at least 4 shells on your person.

Gun sequence Rifle, shotgun, pistols.

Start Standing at the center of the window at position 1 with your rifle in both hands.


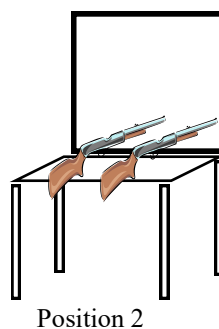

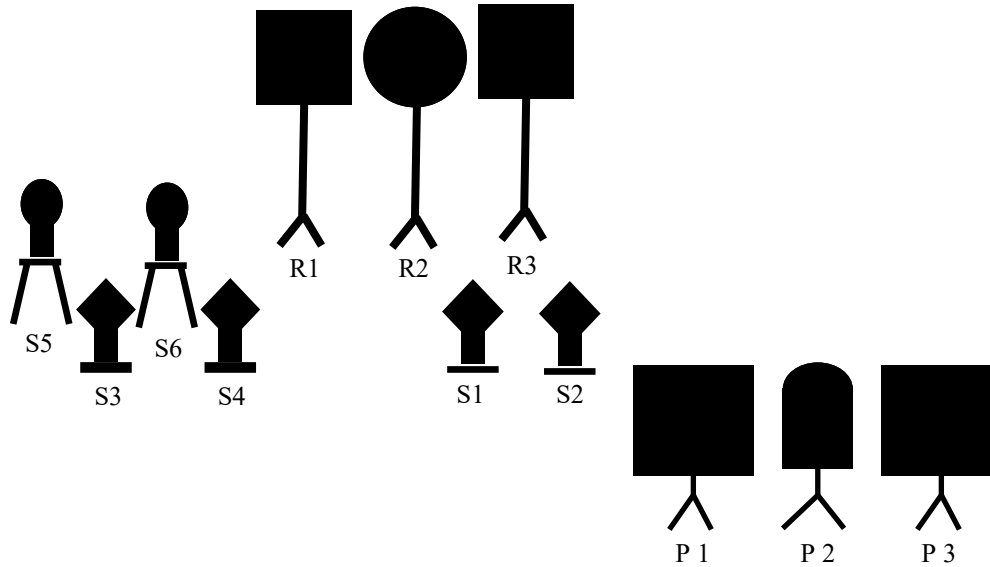
On Signal Starting on either end and shooting thru the window, sweep R1 thru R3 with triple taps. After 9 rounds have been fired, load one round and place it on the center target (R2).

At position 1, with the shotgun engage S1 and S2 thru the window in any order.

Move to the window at position 2 and engage S3 and S4 thru the window in any order. You may load your shotgun on the move as long as the action remains open.

Move to the fence at position 3 and with at least one foot in the shooter's square and starting on either end, with the pistols sweep P1 thru P3 with triple taps. Place the 10th round on the center target (P2).

Stage 6
Bay 4
May 2018



10 PISTOL 10 RIFLE 6+ SHOTGUN

Staging Two pistols loaded with 5 rounds each and holstered. Rifle loaded with 10 rounds staged in the window at position 2. Shotgun staged in the window at position 2 with at least 6 shells on your person.

Gun sequence Pistols, rifle, shotgun.

Start Standing at the center of the fence at position 1 with your hands on your hat brim.

On Signal Starting on either end, with the pistols engage P1 thru P3 with a continuous double tap Nevada sweep.

Move to the window at position 2 and with the rifle engage R1 thru R3 thru the window with a double tap Nevada sweep. With the shotgun engage S1 and S2 thru the window in any order.

Move to the window at position 3 and engage S3 thru S6 thru the window in any order.