


My 4-H Rabbit Project Record Book



This record book is for ages 5 – 7 as of September 1.

Print Name: Age: DOB: Grade:

Street Address: City: State: Zip:

Phone Number: E-mail: Years in Project: 4-H County:

Name of Club: Club Leader's Name: 4-H Year:

Have fun learning about rabbits!

My Project Goals

Example:

- Learn something new (how to groom a rabbit, how to tell a male from a female)
- Do a demonstration on rabbits at my 4-H Club meeting
- Have fun


Write down several things you want to learn or do this year. Also think about how long it will take to complete your goal and who or what you will need to achieve your goal.

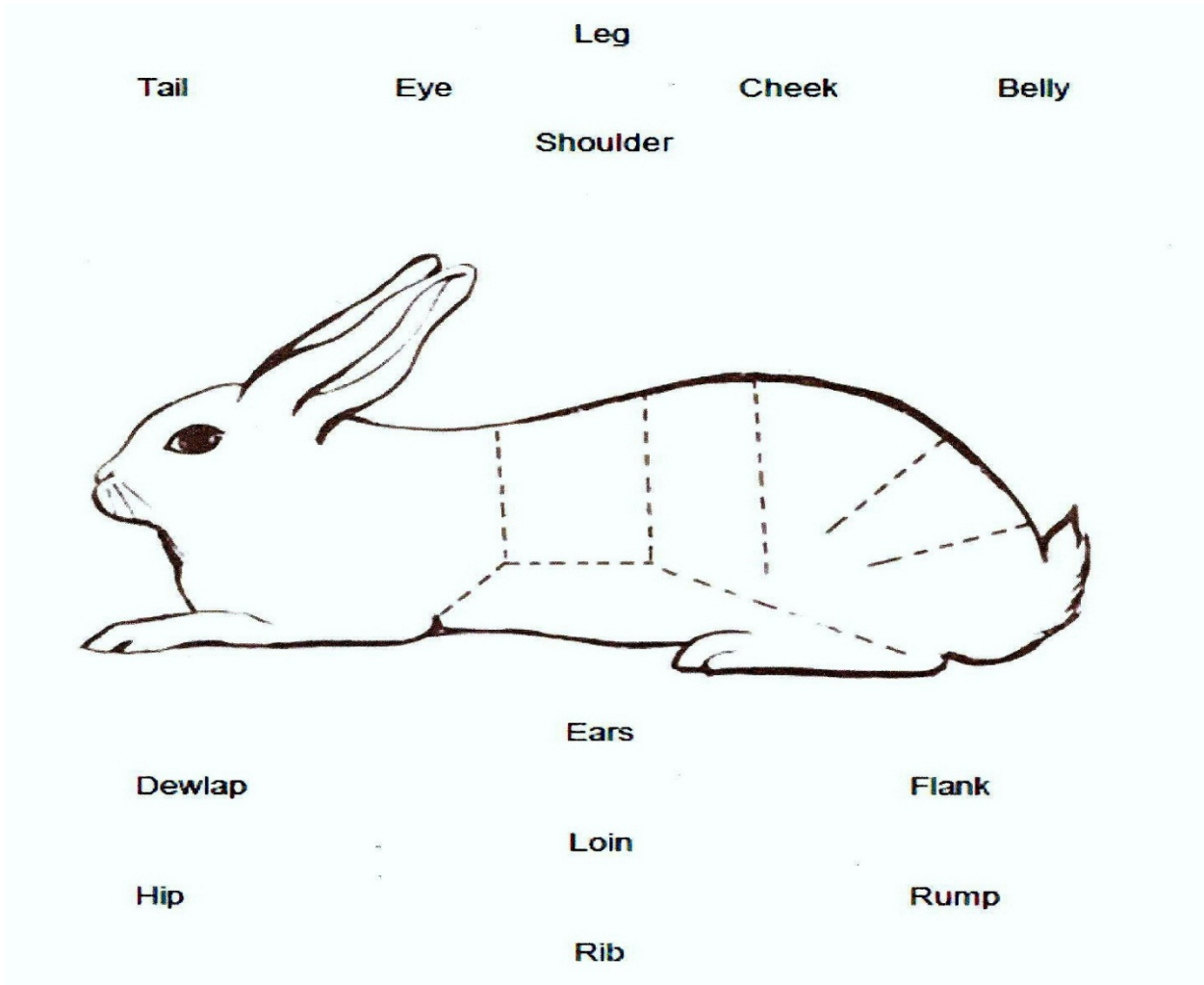
Cloverbud Rabbit Project Summary

1. My rabbit's name is _____.
2. My rabbit's favorite thing to do is _____.
3. What breed is my rabbit? _____.
4. A male rabbit is called a buck.
A female rabbit is called a doe.
My rabbit is a:
 _____ Buck
 _____ Doe
 _____ I'm not sure
5. My favorite part of my 4-H rabbit project is _____
_____.
6. My least favorite part of my 4-H project is _____
_____.

Draw A Picture Of Your Rabbit

Color this rabbit to
look like your rabbit.

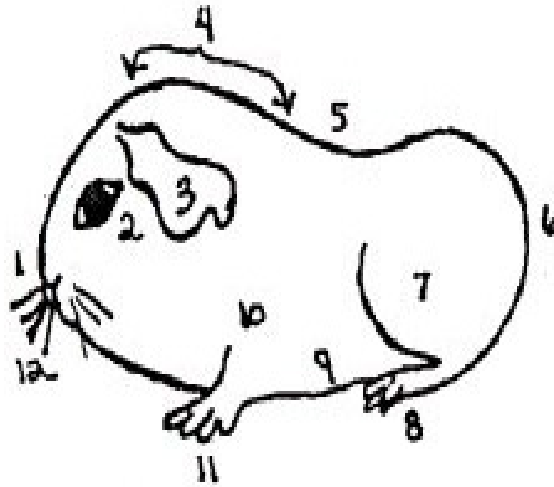




Parts of a Rabbit

Draw a line to match the parts of a rabbit with the parts listed above.

PARTS OF A GUINEA PIG



Place the number next to the body part:

- | | | | |
|---------------------------|-------------|----------------|----------------|
| _____ Forepaw-four toes | _____ Ear | _____ Rump | _____ Whiskers |
| _____ Nose | _____ Belly | _____ Back | _____ Eye |
| _____ Hindfoot-three toes | _____ Crown | _____ Shoulder | _____ Thigh |

Housing

1. What type of housing do you use? *(Check all that you use.)*

- Wood
- Wood and Wire
- Wire Cage
- Other _____

Feeding

1. What kind of food do you use? *(Check all that you feed.)*

- | | |
|---------------------------------------|--------------------------------------|
| <input type="checkbox"/> Pellets | <input type="checkbox"/> Carrots |
| <input type="checkbox"/> Fresh Water | <input type="checkbox"/> Apples |
| <input type="checkbox"/> Grass | <input type="checkbox"/> Hay |
| <input type="checkbox"/> Other Grains | <input type="checkbox"/> Other _____ |

2. When do you feed your rabbit(s): *(Check all that apply.)*

- Morning
- Noon
- Afternoon
- Evening
- Other _____



3. The most important item to give your rabbit is: _____

CIRCLE What rabbits should eat

SQUARE What people should eat

HINT: Some should have **BOTH**




Do you know?

What one of the above is most important to both people and rabbits?

Rabbit Equipment


Match the rabbit equipment with the pictures.
HINT: Not all words will be used.




- | | |
|-----------------|---------------|
| A. Hutch | B. Nest Box |
| C. Waterer | D. Feeder |
| E. Carrying Box | F. Tattoo Box |
| G. Cage | H. Box |

Rabbit Breeds


Identify the breeds of rabbits by drawing a line to match the pictures below with the correct breed name.



English Lop



Netherland Dwarf



New Zealand



Dutch




French Angora



Belgian Hare



Rex



Polish

Do you know?

The largest rabbit breed is the _____.

The smallest rabbit breed is the _____.

Project Story



*With the help of your leader, teen leader, parent or adult helper
answer the following questions about your project.*

1. **The most important thing I learned was:**

2. **Things I want to learn more about are:**

Pictures of Your Rabbit Project.....

Show the beginning and end of your project with two different skills that you have learned. This should include at least two pictures. Include a caption with each photo. The captions should tell a story. The pictures and captions should complement your project story. Explain what you are doing and why you are doing the things shown in the picture. What skills are you demonstrating and why?

Pictures (cont.).....

End-of-Project Signatures

By signing the form below, I am stating I completed the 4-H rabbit project book on my own, or with limited help, and the information included throughout the report is accurate and thorough.

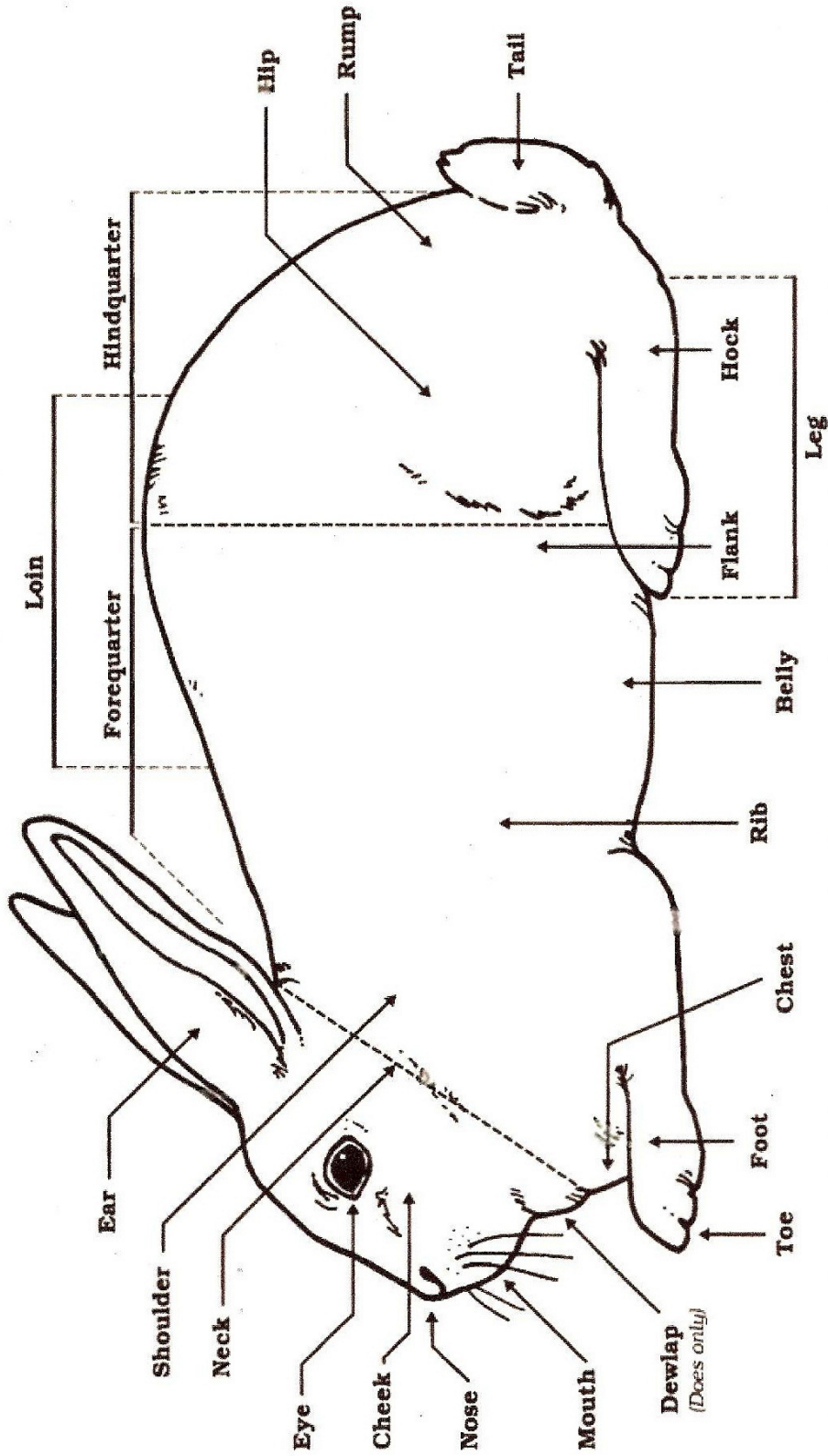
Print Name	Signature	Date
_____	_____	_____

By signing the form below, I am stating that I was aware of the 4-H rabbit project record book and the signed above completed this project accurately and with limited help.

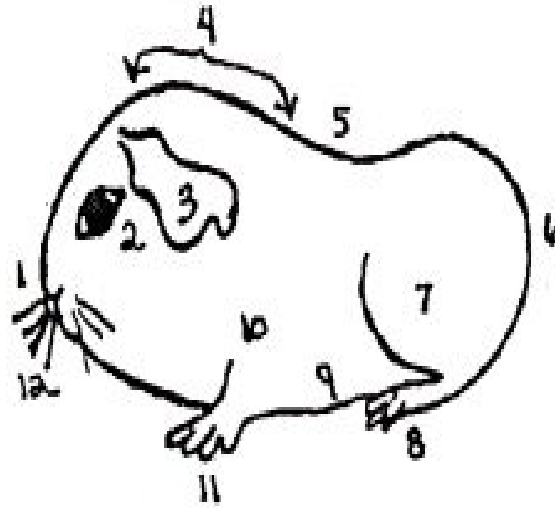
Printed Parent's Name	Signature	Date
_____	_____	_____

Printed Club Leader's Name	Signature	Date
_____	_____	_____

Parts of a Rabbit



PARTS OF A GUINEA PIG



- | | | |
|----------|--------------------------|------------------------|
| 1. Nose | 5. Back | 9. Belly |
| 2. Eye | 6. Rump | 10. Shoulder |
| 3. Ear | 7. Thigh | 11. Forepaw--four toes |
| 4. Crown | 8. Hind foot--three toes | 12. Whiskers |

SCORING SYSTEM

YOUTH GENERAL RECORD BOOK

Section	Points Possible
1. Cover Page (cover)	3
2. Project Goals (page 2)	5
3. 5-7 year old Rabbit Project Summary (page 3)	5
4. Color This Rabbit (page 4)	7
5. Dot-to-Dot Rabbit (page 5)	4
6. Parts of Rabbit (page 6)	10
7. Housing (page 7)	6
8. What We Should Eat (page 8)	6
9. Rabbit Equipment (page 9)	6
10. Rabbit Breeds (page 10)	5
11. Parts of Guinea Pig (page 11)	7
12. Project Story (page 12)	10
13. Pictures (page 13-14)	10
14. End of Project Signatures (page 15)	4
15. Parts of a Rabbit Key (page 16)	1
16. Parts of Guinea Pig Key (17)	1
17. Neatness	<u>10</u>
Total Points	100

Ribbon Awards

Blue: 90 – 100 pts. Red: 80 -89 pts. White: 70 -79 pts.

Participation Ribbon: 69 pts. and below

Ans. to page 10: left – French Angora; Polish; English Lop; Netherland Dwarf: right – New Zealand; Rex; Dutch; Belgian Hare: largest – Flemish Giant: smallest – Netherland Dwarf.