



# Hotel luxury for the Home

**ELECTRIC MIRROR®**  
Retail Price Guide | Volume 4



# 25<sup>th</sup> ANNIVERSARY EDITION

When we began 25 years ago, we invented the world's first mirror technology product – and in so doing created an entire industry that had never before been imagined. Today, millions of delighted customers later, we're still leading the way with the industry's most respected products. As we celebrate our 25th year, we offer you our most sincere thanks for helping make Electric Mirror the global leader in mirror technology.

**The Mischels**  
and the entire  
**Electric Mirror Family**

Copyright © 2022 by Electric Mirror, LLC  
[www.electricmirror.com](http://www.electricmirror.com)

All rights reserved. The information contained herein is the property of the owner and copyright infringement will be prosecuted to the fullest extent of the law. No part of this publication may be reproduced or transmitted in any form or by any means, electronic or mechanical, including photocopy, recording, or any information storage and retrieval system, without permission in writing from the publisher. Requests for permission to make copies of any part of this publication should be mailed to: Electric Mirror, LLC, 6101 Associated Blvd, STE 101, Everett, WA 98203

All prices subject to change without notice. To confirm pricing, contact [residential@electricmirror.com](mailto:residential@electricmirror.com).

For complete product patent information, visit [electricmirror.com/intellectual-property](http://electricmirror.com/intellectual-property).



# **Hotel** luxury for the **Home**<sup>™</sup>

Our products have been chosen by the world's most renowned 5-star luxury hotels. We invite you to choose them to create your own 5-star luxury experience at home.







## **INTRODUCTION**

- 6 Our Story
- 10 Our Lookbook

## **PRODUCTS**

- 42 Lighted Mirrors
- 74 Mirror TVs
- 86 Mirrored Cabinets
- 96 Makeup Mirrors
- 110 Wardrobe Mirrors
- 118 Fog-Free Mirrors
- 126 TV Covers
- 132 Custom Products
- 140 New Products

## **TECHNOLOGY**

- 156 Lighted Mirror Technology
- 158 Mirror Technology
- 160 LED Lighting Technology
- 162 Dimming Technology
- 164 Keen Technology
- 166 Ava Technology

## **INFORMATION**

- 170 Price Guide Index: Lighted Mirrors
- 172 Price Guide Index: Mirror TVs
- 173 Price Guide Index: Mirrored Cabinets
- 173 Price Guide Index: Makeup Mirrors
- 173 Price Guide Index: Wardrobe Mirrors
- 174 Price Guide Index: Fog-Free Mirrors
- 174 Price Guide Index: TV Covers
- 175 Mirror Cleaning and Care
- 176 Shipping and Handling
- 177 Terms and Conditions
- 178 Contact Us



# Hotel luxury for the Home™

## INTRODUCTION

- 6 Our Story
- 10 Our Lookbook

## Hotel luxury for the Home™

25 years ago, we introduced our mirrors to the luxury hotel industry. In no time, prestigious hotels and resorts around the world began integrating Electric Mirror products into guest rooms to the delight of their most discerning customers.

As our reputation grew, so too did our product portfolio. From lighted mirrors, makeup mirrors, and mirrored cabinets to wardrobe mirrors, fog-free mirrors, and mirror TVs, we've created captivating products that can transform virtually any space.

No matter the style - from elegant to extravagant, tailored to timeless - the most renowned 5-star hotels all have one thing in common: they've chosen products from Electric Mirror, the global leader in mirror technology, to create an unprecedented experience of luxury for their guests.








**Bellagio Hotel, Las Vegas**  
Designer: The Gettys Group



**Burj Al Arab Hotel, UAE**



**One&Only The Palm, Dubai**



**Omni Boston Seaport Hotel**  
Designer: Waldrop + Nichols Studio





Electric Mirror World Headquarters  
Everett, WA



Electric Mirror Manufacturing Facility







Electric Mirror Final Assembly

As demand for our products has grown, our manufacturing capabilities have kept pace. What started in a family garage with a workforce of five is now a 125,000 square foot American manufacturing facility with hundreds of employees.

Electric Mirror products are now enjoyed by millions of people every day. Our passion to create products that unite timeless design, innovative technology, exceptional quality, and unparalleled value has led to unsurpassed customer satisfaction.

With 25 industry awards for excellence and 65 patents for innovation, our products are considered the best the world has to offer. Now, you can choose these same products - introduced at and found in the world's most exclusive hotels - to create your own 5-star luxury experience at home.



Electric Mirror Mirror Processing

## Silhouette™ Lighted Mirror

An illusion of free-floating reflection merges seamlessly with resplendent light to create the perfect Silhouette™. With practical task lighting and soft wall glow, this beautiful lighted mirror will illuminate your room in blissful splendor.





# Blissful







# Striking

## **Fusion™ Lighted Mirror TV**

The ideal Fusion™ comes from a striking combination of clean, strong lines and efficient, natural-looking LED lighting — adding a distinctly modern statement of prestige to your bathroom.





Tailored





### **Integrity™ Lighted Mirror**

Add glimmering light and tailored grace to any space with a powerful impression of Integrity™. Featuring a brilliant inner frame of frosted light, this radiant marvel is as stylish as it is functional.

## **Eminence™ Lighted Mirror**

This lighted mirror has risen to a place of Eminence™, bringing distinction to every room it graces. A unique shadow-box frame, inward-facing task lighting, and ambient wall glow combine to create an elegant balance of form and function.





# Elegant



## Eclipse™ TV Cover

This exclusive TV cover will Eclipse™ all expectations as it transforms your flat-screen TV into a sleek mirror, providing a clear image when the TV is on, and making it vanish when turned off.

Exclusive













# Sumptuous

## **Integrity™ Wardrobe Mirror**

The Integrity™ of precise, geometric lines creates a sumptuous pièce de resistance that provides a full illuminated reflection, adding prestige to any dressing room.



## **Eminence™ Lighted Mirror**

The juxtaposition of a unique shadow-box frame adorned with dimmable task lighting and dimmable ambient wall-glow creates a breathtaking focal point of Eminence™ for any room.



# Breathtaking







# Refreshing





### **Hampton™ Custom Lighted Mirror**

Give any room a refreshing new look with a custom-designed lighted mirror from Electric Mirror. From unique mirror shapes to novel light patterns, if you can dream it, we can build it.







# Captivating

## **Ambiance™ Mirrored Cabinet**

Add Ambiance™ to your bathroom and create a captivating look with real-world functionality. Featuring a bold frame of lustrous light, it's an ideal match for contemporary décor.



## Brilliance™ Lighted Mirror

Combining a timeless, balanced shape with both task and ambient lighting is sheer Brilliance™. The front-lit design of this modern mirror elevates task lighting to a level never before seen.

Timeless







## Quad Fusion™ Custom Lighted Mirror

With a balanced Fusion™ of two sets of brilliant lights, this mirror not only delivers a smart solution for dual-sink vanities, it also complements and extends the aesthetic design of a dual shower.





# Smart







# Harmonious



### **Elixir™ Makeup Mirror**

The beautiful styling of this makeup mirror creates the perfect Elixir™ for a magnified reflection, and offers a harmonious complement to our Element™ custom lighted mirror, also featured.







# Enticing

## **Acclaim™ Fog-Free Mirror**

To the Acclaim™ of architects and designers alike, we merged an enticing design, natural-looking LED lighting, and a highly versatile built-in defogger, revolutionizing the shower experience.



## Luna™ Custom Lighted Mirror

Just as the Luna™ creates an ethereal solar eclipse, the spectacular presence and beautiful ambient glow of this lighted mirror illuminates your atmosphere with magnificent splendor.





# Ethereal





## **Novo™ Lighted Mirror**

A de Novo™ alternative to bathroom sconces, this mirror pairs glimmering illumination with ultra-soft wall glow, forming a harmonious combination of task and ambiance lighting.

Glimmering









# Hotel luxury for the Home™

## PRODUCTS

42	Lighted Mirrors
74	Mirror TVs
86	Mirrored Cabinets
96	Makeup Mirrors
110	Wardrobe Mirrors
118	Fog-Free Mirrors
126	TV Covers
132	Custom Products
140	New Products





# Alluring



# LIGHTED MIRRORS



# Aria™ Lighted Mirror



The Aria™ offers a delicate dichotomy of design for any room requiring a unique new look: the romantic curves of rounded corners combined with the exacting look of a symmetrical inset border of light.

Size (w" x h" x d")	S&H	BASE MODEL <sup>1</sup>			BASE MODEL WITH AVA <sup>1</sup>		
		Price	In Stock	Model #	Price	In Stock	Model #
24 x 36 x 1.75	S \$70	\$1,965	Yes	ARI-2436	\$2,045	Yes	ARI-2436-AE
36 x 36 x 1.75	M \$140	\$2,160	Yes	ARI-3636	\$2,390	Yes	ARI-3636-AE
48 x 36 x 1.75	M \$140	\$2,740	Yes	ARI-4836	\$2,880	Yes	ARI-4836-AE
60 x 36 x 1.75	L \$210	\$2,855	No	ARI-6036	\$2,990	No	ARI-6036-AE

### FEATURES AND BENEFITS

- Lead-free, copper-free, corrosion-resistant OmegaMirror™ glass
- Forward-facing task lighting
- Forward-phase dimming technology
- Suitable for damp bathroom environments
- Environmentally sustainable
- Energy efficient
- Fast lead times
- Easy installation
- 7-year limited warranty
- Covered by one or more patents
- Made in America with U.S. and global components

### AVAILABLE OPTIONS

- Ava™ Technology (upgrade)<sup>2</sup>
- Defogger
- Custom sizes<sup>1</sup>

### LIGHTING SPECIFICATIONS

- Natural-looking LED light color
- CRI: 90+
- CCT: 3,000 Kelvin
- CCT: 2,700K, 4,600K, 6,500K color rotation (with Ava)
- Replaceable LEDs
- 960 initial lumens per inch (standard)
- 540 initial lumens per inch (with Ava)
- Maximum 100 lumens per watt efficacy
- Calculated L<sub>70</sub> 124,000-hour LED lifespan

### SAFETY SPECIFICATIONS

- Entire assembly meets UL/cUL standards
- International certifications
- Safety-backed mirror

### INSTALLATION SPECIFICATIONS

- 120V-240V hardwire electrical connection; provide 36" whip; junction box not required
- Chassis should be mounted to wall studs; mounting holes are provided
- Ava model controlled by capacitive touch button on fixture or non-dimming on/off wall switch
- Non-Ava model controlled by forward-phase dimming wall switch
- Fixture can only be hung in the WxH orientation as shown; fixture is not field-interchangeable

<sup>1</sup> Standard model numbers shown. For additional options, see page 138 or contact residential@electricmirror.com.

<sup>2</sup> See technology specification sheets for more details.





# Barcelona™ Lighted Mirror



This stunning lighted mirror features a gorgeous mosaic border of mother of pearl, the iridescent lining of oyster and abalone shells. Each shell is harvested, cut, and polished by hand, as is the entire mosaic border, so no two mirrors are alike. Accented by a sleek, minimalist gunmetal gray metal frame that brings out the beauty of the shells, each hand-crafted mirror is a true work of art.

		BASE MODEL		
Size (w" x h" x d")	S&H	Price	In Stock	Model #
36.5 x 41.5 x 2.17	M \$140	\$3,400	Yes	BAR-3641

#### FEATURES AND BENEFITS

- Lead-free, copper-free, corrosion-resistant OmegaMirror™ glass
- Forward-facing task lighting
- Forward-phase dimming technology
- Suitable for damp bathroom environments
- Environmentally sustainable
- Energy efficient
- Fast lead times
- Easy installation
- 7-year limited warranty
- Designed in America and sourced globally

#### LIGHTING SPECIFICATIONS

- Natural-looking LED light color
- CRI: 90+
- 936 initial lumens per inch
- Maximum 96 lumens per watt efficacy
- Calculated L<sub>70</sub> 50,000-hour LED lifespan

#### SAFETY SPECIFICATIONS

- Entire assembly meets UL/cUL standards
- Safety-backed mirror

#### INSTALLATION SPECIFICATIONS

- 120V-240V hardwire electrical connection; provide 36" whip; junction box not required
- Fixture should be mounted to wall studs; wall cleat provided
- Controlled by forward-phase dimming wall switch
- Fixture can only be hung in the WxH orientation as shown; fixture is not field-interchangeable





# Bela™ Lighted Mirror



Add contemporary flair to your design with the distinctive radius corners and slim frost windows of the Bela™. Featuring a smooth polished edge and rounded bands of light, this mirror is as artful as it is alluring.

Size (w" x h" x d")	S&H	BASE MODEL <sup>1</sup>			BASE MODEL WITH AVA <sup>1</sup>		
		Price	In Stock	Model #	Price	In Stock	Model #
24 x 42 x 1.75	M \$140	\$1,950	Yes	BEL-2442	\$2,255	Yes	BEL-2442-AE
36 x 42 x 1.75	M \$140	\$2,460	No	BEL-3642	\$2,770	No	BEL-3642-AE

## FEATURES AND BENEFITS

- Lead-free, copper-free, corrosion-resistant OmegaMirror™ glass
- Forward-facing task lighting
- Forward-phase dimming technology
- Suitable for damp bathroom environments
- Environmentally sustainable
- Energy efficient
- Fast lead times
- Easy installation
- ADA compliant
- 7-year limited warranty
- Covered by one or more patents
- Made in America with U.S. and global components

## AVAILABLE OPTIONS

- Ava™ Technology (upgrade)<sup>2</sup>
- Defogger
- Custom sizes<sup>1</sup>

## LIGHTING SPECIFICATIONS

- Natural-looking LED light color
- CRI: 90+
- CCT: 3,000 Kelvin
- CCT: 2,700K, 4,600K, 6,500K color rotation (with Ava)
- Replaceable LEDs
- 960 initial lumens per inch (standard)
- 540 initial lumens per inch (with Ava)
- Maximum 100 lumens per watt efficacy
- Calculated L<sub>70</sub> 124,000-hour LED lifespan

## SAFETY SPECIFICATIONS

- Entire assembly meets UL/cUL standards
- International certifications
- Safety-backed mirror

## INSTALLATION SPECIFICATIONS

- 120V-240V hardwire electrical connection; provide 36" whip; junction box not required
- Chassis should be mounted to wall studs; mounting holes are provided
- Ava model controlled by capacitive touch button on fixture or non-dimming on/off wall switch
- Non-Ava model controlled by forward-phase dimming wall switch
- Fixture can only be hung in the WxH orientation as shown; fixture is not field-interchangeable

<sup>1</sup> Standard model numbers shown. For additional options, see page 138 or contact residential@electricmirror.com.

<sup>2</sup> See technology specification sheets for more details.





# Brilliance™ Lighted Mirror



Combining a timeless, balanced shape with inward-facing directional lighting is sheer Brilliance™. The front-lit design of this modern, slim-profile mirror elevates task lighting to a level never before seen.

		BASE MODEL		
Size (w" x h" x d")	S&H	Price	In Stock	Model #
24 x 36 x 2.13	S \$70	\$1,590	Yes	BRI-2436-01L
30 diameter x 2.09	S \$70	\$1,530	Yes	BRI-30-01L
36 diameter x 2.09	M \$140	\$1,745	Yes	BRI-36-01L

### FEATURES AND BENEFITS

- Lead-free, copper-free, corrosion-resistant OmegaMirror™ glass
- One-touch dimmable inward-facing task lighting for brilliant facial illumination
- One-touch dimmable wall-glow ambient lighting with diffuser for a finished side view
- Greater illuminance with half the power consumption of traditional LED mirrors
- Matte black finish
- Sleek and modern profile
- Suitable for damp bathroom environments
- Environmentally sustainable
- Energy efficient
- Easy installation
- 7-year limited warranty
- Patent pending
- Designed in the USA

### LIGHTING SPECIFICATIONS

- Natural-looking LED light color
- CRI: 90+
- CCT: 3,000 Kelvin
- 252 lumens per inch (front light)
- 468 lumens per inch (wall glow)
- Maximum 100 lumens per watt efficacy
- Calculated L<sub>70</sub> 36,000-hour LED lifespan
- Built-in EMX diffusers

### SAFETY SPECIFICATIONS

- Entire assembly meets UL/cUL standards
- Safety-backed mirror

### INSTALLATION SPECIFICATIONS

- 120V hardwire electrical connection; junction box required
- Fixture should be mounted to wall studs; wall cleat provided
- Controlled by non-dimming wall switch for on/off, and capacitive touch button on fixture for dimming
- Fixture can only be hung in the WxH orientation as shown; fixture is not field-interchangeable





# Eminence™ Lighted Mirror



This lighted mirror has risen to a place of Eminence™ among designers, bringing prestige and distinction to every room it graces. A unique shadow-box frame, inward-facing task lighting, and ambient wall glow combine to create a perfect balance of form and function.

		BASE MODEL		
Size (w" x h" x d")	S&H	Price	In Stock	Model #
24 x 36 x 2.76	S \$70	\$1,760	Yes	EMN-2436-01L
30 x 42 x 2.76	M \$140	\$2,340	Yes	EMN-3042-01L

## FEATURES AND BENEFITS

- Lead-free, copper-free, corrosion-resistant OmegaMirror™ glass
- One-touch dimmable inward-facing task lighting for brilliant facial illumination
- One-touch dimmable wall-glow ambient lighting with diffuser for a finished side view
- Greater illuminance with half the power consumption of traditional LED mirrors
- Matte black finish
- Sleek and modern profile
- Suitable for damp bathroom environments
- Environmentally sustainable
- Energy efficient
- Easy installation
- 7-year limited warranty
- Patent pending
- Designed in the USA

## LIGHTING SPECIFICATIONS

- Natural-looking LED light color
- CRI: 90+
- CCT: 3,000 Kelvin
- 252 lumens per inch (front light)
- 468 lumens per inch (wall glow)
- Maximum 100 lumens per watt efficacy
- Calculated L<sub>70</sub> 36,000-hour LED lifespan
- Built-in EMX diffusers

## SAFETY SPECIFICATIONS

- Entire assembly meets UL/cUL standards
- Safety-backed mirror

## INSTALLATION SPECIFICATIONS

- 120V hardwire electrical connection; junction box required
- Fixture should be mounted to wall studs; wall cleat provided
- Controlled by non-dimming wall switch for on/off, and capacitive touch button on fixture for dimming
- Fixture can only be hung in the WxH orientation as shown; fixture is not field-interchangeable





# Eternity™ Lighted Mirror



By uniting a romantic shape with a stunning circle of brilliant white light, we created an Eternity™ that encapsulates a clear vision of renewal and balance, boldly illuminating your space with timeless elegance.

Size (w" x h" x d")	S&H	BASE MODEL <sup>1</sup>			BASE MODEL WITH AVA <sup>1</sup>		
		Price	In Stock	Model #	Price	In Stock	Model #
21 x 30 x 1.75	S \$70	\$1,955	Yes	ETE-2130	\$2,100	Yes	ETE-2130-AE
30 diameter x 1.75	S \$70	\$2,330	Yes	ETE-30	\$2,225	Yes	ETE-30-AE
36 diameter x 1.75	M \$140	\$2,555	Yes	ETE-36	\$2,430	Yes	ETE-36-AE

### FEATURES AND BENEFITS

- Lead-free, copper-free, corrosion-resistant OmegaMirror™ glass
- Forward-facing task lighting
- Forward-phase dimming technology
- Enclosed chassis
- Suitable for damp bathroom environments
- Environmentally sustainable
- Energy efficient
- Fast lead times
- Easy installation
- 7-year limited warranty
- Covered by one or more patents
- Made in America with U.S. and global components

### AVAILABLE OPTIONS

- Ava™ Technology (upgrade)<sup>2</sup>
- Defogger
- Custom sizes<sup>1</sup>

### LIGHTING SPECIFICATIONS

- Natural-looking LED light color
- CRI: 90+
- CCT: 3,000 Kelvin
- CCT: 2,700K, 4,600K, 6,500K color rotation (with Ava)
- Replaceable LEDs
- 960 initial lumens per inch (standard)
- 540 initial lumens per inch (with Ava)
- Maximum 100 lumens per watt efficacy
- Calculated L<sub>70</sub> 124,000-hour LED lifespan

### SAFETY SPECIFICATIONS

- Entire assembly meets UL/cUL standards
- International certifications
- Safety-backed mirror

### INSTALLATION SPECIFICATIONS

- 120V-240V hardwire electrical connection; provide 36" whip; junction box not required
- Chassis should be mounted to wall studs; mounting holes are provided
- Ava model controlled by capacitive touch button on fixture or non-dimming on/off wall switch
- Non-Ava model controlled by forward-phase dimming wall switch
- Fixture can only be hung in the WxH orientation as shown; fixture is not field-interchangeable

<sup>1</sup> Standard model numbers shown. For additional options, see page 138 or contact residential@electricmirror.com.

<sup>2</sup> See technology specification sheets for more details.





# Eyla™ Lighted Mirror



Bring soothing tranquility to any space with the gentle curves and radiant wall glow of the Eyla™. Combining practical task lighting with subdued ambiance, this mirror offers blissful balance for any project.

Size (w" x h" x d")	S&H	BASE MODEL <sup>1</sup>			BASE MODEL WITH KEEN <sup>1</sup>		
		Price	In Stock	Model #	Price	In Stock	Model #
24 x 36 x 1.75	S \$70	\$2,230	Yes	EYL-2436	\$2,160	No	EYL-2436-KG
36 x 36 x 1.75	M \$140	\$2,460	No	EYL-3636	\$2,630	No	EYL-3636-KG
48 x 36 x 1.75	M \$140	\$3,125	No	EYL-4836	\$3,060	No	EYL-4836-KG
60 x 36 x 1.75	L \$210	\$3,255	No	EYL-6036	\$3,195	No	EYL-6036-KG

### FEATURES AND BENEFITS

- Lead-free, copper-free, corrosion-resistant OmegaMirror™ glass
- Forward-facing task lighting
- Wall-glow ambient lighting on all four sides with diffuser for a finished side view
- Forward-phase dimming technology
- Suitable for damp bathroom environments
- Environmentally sustainable
- Energy efficient
- Fast lead times
- Easy installation
- 7-year limited warranty
- Covered by one or more patents
- Made in America with U.S. and global components

### AVAILABLE OPTIONS

- Keen™ Technology (upgrade)<sup>2</sup>
- Defogger
- Custom sizes<sup>1</sup>

### LIGHTING SPECIFICATIONS

- Natural-looking LED light color
- CRI: 90+
- CCT: 3,000 Kelvin
- Replaceable LEDs
- 720 initial lumens per inch
- Maximum 100 lumens per watt efficacy
- Calculated L<sub>70</sub> 52,000-hour LED lifespan

### SAFETY SPECIFICATIONS

- Entire assembly meets UL/cUL standards
- International certifications
- Safety-backed mirror

### INSTALLATION SPECIFICATIONS

- 120V-240V hardwire electrical connection; provide 36" whip; junction box not required
- Chassis should be mounted to wall studs; mounting holes are provided
- Keen model controlled by capacitive touch button on fixture or non-dimming on/off wall switch
- Non-Keen model controlled by forward-phase dimming wall switch
- Fixture can only be hung in the WxH orientation as shown; fixture is not field-interchangeable

<sup>1</sup> Standard model numbers shown. For additional options, see page 138 or contact residential@electricmirror.com.

<sup>2</sup> See technology specification sheets for more details.





# Fusion™ Lighted Mirror

The ideal Fusion™ comes from a definitive combination of clean, strong lines and efficient, natural-looking LED lighting — adding a distinctly modern statement of prestige to your bathroom.



Size (w" x h" x d")	S&H	BASE MODEL <sup>1</sup>			BASE MODEL WITH AVA <sup>1</sup>		
		Price	In Stock	Model #	Price	In Stock	Model #
24 x 28 x 1.75	S \$70	\$1,650	No	FUS-2428	\$1,940	No	FUS-2428-AE
24 x 36 x 1.75	S \$70	\$1,770	Yes	FUS-2436	\$2,050	Yes	FUS-2436-AE
36 x 36 x 1.75	M \$140	\$1,940	Yes	FUS-3636	\$2,215	No	FUS-3636-AE
48 x 36 x 1.75	M \$140	\$2,235	No	FUS-4836	\$2,515	Yes	FUS-4836-AE
60 x 36 x 1.75	L \$210	\$2,305	No	FUS-6036	\$2,585	No	FUS-6036-AE

### FEATURES AND BENEFITS

- Lead-free, copper-free, corrosion-resistant OmegaMirror™ glass
- Forward-facing task lighting
- Forward-phase dimming technology
- Suitable for damp bathroom environments
- Environmentally sustainable
- Energy efficient
- Fast lead times
- Easy installation
- ADA compliant
- 7-year limited warranty
- Covered by one or more patents
- Made in America with U.S. and global components

### AVAILABLE OPTIONS

- Ava™ Technology (upgrade)<sup>2</sup>
- Defogger
- Custom sizes<sup>1</sup>

### LIGHTING SPECIFICATIONS

- Natural-looking LED light color
- CRI: 90+
- CCT: 3,000 Kelvin
- CCT: 2,700K, 4,600K, 6,500K color rotation (with Ava)
- Replaceable LEDs
- 960 initial lumens per inch (standard)
- 540 initial lumens per inch (with Ava)
- Maximum 100 lumens per watt efficacy
- Calculated L<sub>70</sub> 124,000-hour LED lifespan

### SAFETY SPECIFICATIONS

- Entire assembly meets UL/cUL standards
- International certifications
- Safety-backed mirror

### INSTALLATION SPECIFICATIONS

- 120V-240V hardwire electrical connection; provide 36" whip; junction box not required
- Chassis should be mounted to wall studs; mounting holes are provided
- Ava model controlled by capacitive touch button on fixture or non-dimming on/off wall switch
- Non-Ava model controlled by forward-phase dimming wall switch
- Fixture can only be hung in the WxH orientation as shown; fixture is not field-interchangeable

<sup>1</sup> Standard model numbers shown. For additional options, see page 138 or contact residential@electricmirror.com.

<sup>2</sup> See technology specification sheets for more details.





# Integrity™ Lighted Mirror



Add glimmering light and tasteful grace to any space with a powerful impression of Integrity™. Featuring a smooth polished edge and brilliant inner frame of frosted light, this radiant marvel is as stylish as it is functional.

Size (w" x h" x d")	S&H	BASE MODEL <sup>1</sup>			BASE MODEL WITH AVA <sup>1</sup>		
		Price	In Stock	Model #	Price	In Stock	Model #
24 x 36 x 1.75	S \$70	\$1,900	Yes	INT-2436	\$1,940	Yes	INT-2436-AE
30 x 42 x 1.75	M \$140	\$2,085	Yes	INT-3042	\$2,265	Yes	INT-3042-AE
36 x 36 x 1.75	M \$140	\$2,095	Yes	INT-3636	\$2,275	Yes	INT-3636-AE
36 x 42 x 1.75	M \$140	\$2,195	Yes	INT-3642	\$2,370	Yes	INT-3642-AE
42 x 36 x 1.75	M \$140	\$2,195	Yes	INT-4236	\$2,370	Yes	INT-4236-AE
42 x 42 x 1.75	L \$210	\$2,540	Yes	INT-4242	\$2,505	Yes	INT-4242-AE
48 x 36 x 1.75	M \$140	\$2,610	Yes	INT-4836	\$2,575	Yes	INT-4836-AE
54 x 42 x 1.75	L \$210	\$2,725	Yes	INT-5442	\$2,790	Yes	INT-5442-AE
60 x 36 x 1.75	L \$210	\$2,725	Yes	INT-6036	\$2,790	Yes	INT-6036-AE
66 x 42 x 1.75	L \$210	\$3,255	Yes	INT-6642	\$2,985	Yes	INT-6642-AE
72 x 42 x 1.75	L \$210	\$3,310	Yes	INT-7242	\$3,755	Yes	INT-7242-AE

### FEATURES AND BENEFITS

- Lead-free, copper-free, corrosion-resistant OmegaMirror™ glass
- Forward-facing task lighting
- Forward-phase dimming technology
- Suitable for damp bathroom environments
- Environmentally sustainable
- Energy efficient
- Fast lead times
- Easy installation
- 7-year limited warranty
- Covered by one or more patents
- Made in America with U.S. and global components

### AVAILABLE OPTIONS

- Ava™ Technology (upgrade)<sup>2</sup>
- Defogger
- Custom sizes<sup>1</sup>

### LIGHTING SPECIFICATIONS

- Natural-looking LED light color
- CRI: 90+
- CCT: 2,700K, 4,600K, 6,500K color rotation
- Replaceable LEDs
- 960 initial lumens per inch (standard)
- 540 initial lumens per inch (with Ava)
- Maximum 100 lumens per watt efficacy
- Calculated L<sub>70</sub> 124,000-hour LED lifespan

### SAFETY SPECIFICATIONS

- Entire assembly meets UL/cUL standards
- International certifications
- Safety-backed mirror

### INSTALLATION SPECIFICATIONS

- 120V-240V hardwire electrical connection; provide 36" whip; junction box not required
- Chassis should be mounted to wall studs; mounting holes are provided
- Ava model controlled by capacitive touch button on fixture or non-dimming on/off wall switch
- Non-Ava model controlled by forward-phase dimming wall switch
- Fixture can only be hung in the WxH orientation as shown; fixture is not field-interchangeable

<sup>1</sup> Standard model numbers shown. For additional options, see page 138 or contact residential@electricmirror.com.

<sup>2</sup> See technology specification sheets for more details.



# Novo™ Lighted Mirror



A singularly smart and modern alternative to bathroom sconces, Novo™ pairs incredible natural-looking illumination with ultra-soft wall glow, forming a harmonious combination of task and ambiance lighting.

		BASE MODEL <sup>1</sup>		
Size (w" x h" x d")	S&H	Price	In Stock	Model #
24 x 36 x 1.75	S \$70	\$1,660	Yes	NOV-2436
36 x 36 x 1.75	M \$140	\$1,755	Yes	NOV-3636
48 x 36 x 1.75	M \$140	\$1,960	No	NOV-4836

## FEATURES AND BENEFITS

- Lead-free, copper-free, corrosion-resistant OmegaMirror™ glass
- Forward-facing task lighting
- Wall-glow ambient lighting on left and right side with diffuser for a finished side view
- Forward-phase dimming technology
- Suitable for damp bathroom environments
- Environmentally sustainable
- Energy efficient
- Fast lead times
- Easy installation
- ADA compliant
- 7-year limited warranty
- Covered by one or more patents
- Made in America with U.S. and global components

## AVAILABLE OPTIONS

- Defogger
- Custom sizes<sup>1</sup>

## LIGHTING SPECIFICATIONS

- Natural-looking LED light color
- CRI: 90+
- CCT: 3,000 Kelvin
- Replaceable LEDs
- 720 initial lumens per inch
- Maximum 100 lumens per watt efficacy
- Calculated L<sub>70</sub> 52,000-hour LED lifespan


## SAFETY SPECIFICATIONS

- Entire assembly meets UL/cUL standards
- International certifications
- Safety-backed mirror

## INSTALLATION SPECIFICATIONS

- 120V-240V hardwire electrical connection; provide 36" whip; junction box not required
- Chassis should be mounted to wall studs; mounting holes are provided
- Controlled by forward-phase dimming wall switch
- Fixture can only be hung in the WxH orientation as shown; fixture is not field-interchangeable





# Radiance™ Lighted Mirror



Unmatched task lighting finds a home in a new slim design to create a spectacular Radiance™. Boasting brilliant inward-facing directional lighting and a sublimely sleek look, it can serve flawlessly in virtually any room.

Size (w" x h" x d")	S&H	BRUSHED SILVER FRAME <sup>1</sup>			MATTE BLACK FRAME <sup>1</sup>		
		Price	In Stock	Model #	Price	In Stock	Model #
23 x 34.75 x 1.88	S \$70	\$2,055	Yes	RADP-2334-03A	\$2,055	Yes	RADP-2334-05A
34.75 x 34.75 x 1.88	S \$70	\$2,170	Yes	RADP-3434-03A	\$2,170	Yes	RADP-3434-05A
46.75 x 34.75 x 1.88	M \$140	\$2,350	Yes	RADP-4634-03A	\$2,350	Yes	RADP-4634-05A
58.50 x 34.75 x 1.88	L \$210	\$2,525	Yes	RADP-5834-03A	\$2,525	Yes	RADP-5834-05A

### FEATURES AND BENEFITS

- Lead-free, copper-free, corrosion-resistant OmegaMirror™ glass
- Inward-facing task lighting for brilliant facial illumination
- Greater illuminance with half the power consumption of traditional LED mirrors
- Forward-phase dimming technology
- Sleek and modern profile
- Suitable for damp bathroom environments
- Environmentally sustainable
- Energy efficient
- Fast lead times
- Easy installation
- 7-year limited warranty
- Covered by one or more patents
- Made in America with U.S. and global components

### AVAILABLE OPTIONS

- Silver finish (standard); satin black finish (optional)
- Defogger
- Custom sizes<sup>1</sup>

### LIGHTING SPECIFICATIONS

- Natural-looking LED light color
- CRI: 90+
- CCT: 3,000 Kelvin
- 223 initial lumens per inch
- Maximum 100 lumens per watt efficacy
- Calculated L<sub>70</sub> 140,000-hour LED lifespan
- Built-in EMX diffusers

### SAFETY SPECIFICATIONS

- Entire assembly meets UL/cUL standards
- International certifications
- Safety-backed mirror

### INSTALLATION SPECIFICATIONS

- 120V or 277V hardwire electrical connection; provide 12" whip; junction box not required
- Driver enclosure box requires recess for mounting
- Controlled by forward-phase dimming wall switch
- Fixture can only be hung in the WxH orientation as shown; fixture is not field-interchangeable

<sup>1</sup> Standard model numbers shown. For additional options, see page 138 or contact residential@electricmirror.com. See mirror closeup on page 157.





# Serenity™ Lighted Mirror



Within an atmosphere of peaceful bliss and ethereal light, you'll find Serenity™. Loved for its perpetually elegant design and beautiful ambient wall glow, this splendid centerpiece can turn any room into a calming oasis.

		BASE MODEL <sup>1</sup>		
Size (w" x h" x d")	S&H	Price	In Stock	Model #
24 x 36 x 1.75	S \$70	\$1,925	Yes	SER-2436
36 x 36 x 1.75	M \$140	\$2,085	Yes	SER-3636
48 x 36 x 1.75	M \$140	\$2,555	Yes	SER-4836
60 x 36 x 1.75	L \$210	\$2,700	Yes	SER-6036

### FEATURES AND BENEFITS

- Lead-free, copper-free, corrosion-resistant OmegaMirror™ glass
- Wall-glow ambient lighting on all four sides with diffuser for a finished side view
- Forward-phase dimming technology
- Suitable for damp bathroom environments
- Environmentally sustainable
- Energy efficient
- Fast lead times
- Easy installation
- ADA compliant
- 7-year limited warranty
- Covered by one or more patents
- Made in America with U.S. and global components

### AVAILABLE OPTIONS

- Defogger
- Custom sizes<sup>1</sup>

### LIGHTING SPECIFICATIONS

- Natural-looking LED light color
- CRI: 90+
- CCT: 3,000 Kelvin
- Replaceable LEDs
- 720 initial lumens per inch
- Maximum 100 lumens per watt efficacy
- Calculated L<sub>70</sub> 52,000-hour LED lifespan

### SAFETY SPECIFICATIONS

- Entire assembly meets UL/cUL standards
- International certifications
- Safety-backed mirror

### INSTALLATION SPECIFICATIONS

- 120V-240V hardwire electrical connection; provide 36" whip; junction box not required
- Chassis should be mounted to wall studs; mounting holes are provided
- Controlled by forward-phase dimming wall switch
- Fixture can only be hung in the WxH orientation as shown; fixture is not field-interchangeable

<sup>1</sup> Standard model numbers shown. For additional options, see page 138 or contact residential@electricmirror.com.



# Silhouette™ Lighted Mirror



An illusion of free-floating reflection merges seamlessly with resplendent light to create the perfect Silhouette™. With practical task lighting and soft wall glow, it will illuminate your bathroom in brilliant splendor.

Size (w" x h" x d")	S&H	BASE MODEL <sup>1</sup>			BASE MODEL WITH KEEN <sup>1</sup>		
		Price	In Stock	Model #	Price	In Stock	Model #
24 x 36 x 1.75	S \$70	\$2,110	Yes	SIL-2436	\$2,040	Yes	SIL-2436-KG
30 x 42 x 1.75	M \$140	\$2,325	Yes	SIL-3042	\$2,495	Yes	SIL-3042-KG
36 x 36 x 1.75	M \$140	\$2,295	Yes	SIL-3636	\$2,465	Yes	SIL-3636-KG
42 x 42 x 1.75	L \$210	\$2,740	Yes	SIL-4242	\$2,680	Yes	SIL-4242-KG
48 x 36 x 1.75	M \$140	\$2,820	Yes	SIL-4836	\$2,760	Yes	SIL-4836-KG
54 x 42 x 1.75	L \$210	\$3,000	Yes	SIL-5442	\$2,940	Yes	SIL-5442-KG
60 x 36 x 1.75	L \$210	\$2,990	Yes	SIL-6036	\$2,930	Yes	SIL-6036-KG
66 x 42 x 1.75	L \$210	\$3,345	Yes	SIL-6642	\$3,285	Yes	SIL-6642-KG

## FEATURES AND BENEFITS

- Lead-free, copper-free, corrosion-resistant OmegaMirror™ glass
- Forward-facing task lighting
- Wall-glow ambient lighting on all four sides with diffuser for a finished side view
- Forward-phase dimming technology
- Suitable for damp bathroom environments
- Environmentally sustainable
- Energy efficient
- Fast lead times
- Easy installation
- 7-year limited warranty
- Covered by one or more patents
- Made in America with U.S. and global components

## AVAILABLE OPTIONS

- Keen™ Technology (upgrade)<sup>2</sup>
- Defogger
- Custom sizes<sup>1</sup>

## LIGHTING SPECIFICATIONS

- Natural-looking LED light color
- CRI: 90+
- CCT: 3,000 Kelvin
- Replaceable LEDs
- 720 initial lumens per inch
- Maximum 100 lumens per watt efficacy
- Calculated L<sub>70</sub> 52,000-hour LED lifespan

## SAFETY SPECIFICATIONS

- Entire assembly meets UL/cUL standards
- International certifications
- Safety-backed mirror

## INSTALLATION SPECIFICATIONS

- 120V-240V hardwire electrical connection; provide 36" whip; junction box not required
- Chassis should be mounted to wall studs; mounting holes are provided
- Keen model controlled by capacitive touch button on fixture or non-dimming on/off wall switch
- Non-Keen model controlled by forward-phase dimming wall switch
- Fixture can only be hung in the WxH orientation as shown; fixture is not field-interchangeable

<sup>1</sup> Standard model numbers shown. For additional options, see page 138 or contact residential@electricmirror.com.

<sup>2</sup> See technology specification sheets for more details.





# Trinity™ Lighted Mirror



A well-balanced shape, sleek lighted border, and soothing wall glow merge together in a breathtaking Trinity™ that promises to bring any space to life.

		BASE MODEL <sup>1</sup>		
Size (w" x h" x d")	S&H	Price	In Stock	Model #
30 diameter x 1.75	S \$70	\$1,990	Yes	TRI-30

#### FEATURES AND BENEFITS

- Lead-free, copper-free, corrosion-resistant OmegaMirror™ glass
- Forward-facing task lighting
- Wall-glow ambient lighting with diffuser for a finished side view
- Forward-phase dimming technology
- Suitable for damp bathroom environments
- Environmentally sustainable
- Energy efficient
- Fast lead times
- Easy installation
- 7-year limited warranty
- Covered by one or more patents
- Made in America with U.S. and global components

#### AVAILABLE OPTIONS

- Defogger
- Custom sizes<sup>1</sup>

#### LIGHTING SPECIFICATIONS

- Natural-looking LED light color
- CRI: 90+
- CCT: 3,000 Kelvin
- Replaceable LEDs
- 720 initial lumens per inch
- Maximum 100 lumens per watt efficacy
- Calculated L<sub>70</sub> 52,000-hour LED lifespan

#### SAFETY SPECIFICATIONS

- Entire assembly meets UL/cUL standards
- International certifications
- Safety-backed mirror

#### INSTALLATION SPECIFICATIONS

- 120V-240V hardwire electrical connection; provide 36" whip; junction box not required
- Chassis should be mounted to wall studs; mounting holes are provided
- Controlled by forward-phase dimming wall switch
- Fixture can only be hung in the WxH orientation as shown; fixture is not field-interchangeable

<sup>1</sup> Standard model numbers shown. For additional options, see page 138 or contact residential@electricmirror.com.





# Frequently Asked Questions for Lighted Mirrors

## WHAT IS THE BRIGHTEST LIGHTED MIRROR?

Our collection of front lit mirrors, which include the Brilliance™, the Eminence™, and the Radiance™, are the brightest mirrors for task lighting due to their inward directional lighting that illuminates the face. Among our traditional back lit mirrors, the larger Aria™ and Integrity™ lighted mirrors offer the brightest lighting. The Eyla™ and Silhouette™ lighted mirrors emit a similar amount of light, but much of that light is directed towards the wall for wall glow, resulting in softer task lighting.

## CAN A LIGHTED MIRROR BE THE ONLY SOURCE OF LIGHT IN A BATHROOM?

We recommend having overhead lighting in addition to lighted mirrors to create ideal conditions.

## HOW DO I MOUNT A LIGHTED MIRROR TO THE WALL?

Lighted mirrors (other than the Brilliance™, Eminence™ and Radiance™ — see below) include two components: a metal chassis and a mirror face. To mount the chassis, use the provided mounting holes near the corners of the chassis to secure it to a structurally sound surface, such as wall studs. After the chassis is mounted and hardwired, hang the mirror face on the front of the chassis.

## HOW DO I MOUNT THE BRILLIANCE™, EMINENCE™, AND RADIANCE™ TO THE WALL?

First, mount the included wall cleat to the wall, using the provided mounting holes to secure it to a structurally sound surface, such as wall studs. With the Radiance, a separate power box is mounted to the wall. Then, connect the wiring and hang the fixture on the cleat.

## CAN A LIGHTED MIRROR BE MOUNTED IN ANY ORIENTATION?

No, the lighted mirror must be installed in the orientation listed (width x height) as the mirror hangs on a chassis or wall cleat. Contact us for a quote if a custom size is required; see page 138 for details.

## CAN A LIGHTED MIRROR BE MOUNTED ALL THE WAY TO THE CEILING?

No, the lighted mirrors require at least 1 inch clearance at the top to allow space for the mirror to lift on and off of the metal chassis or wall cleat.

## CAN THE LIGHTED MIRRORS BE RECESSED FLUSH WITH THE WALL?

Lighted mirrors are typically meant to be surface mounted. To recess an Eternity™, Fusion™, or Integrity™ lighted mirror, ensure that the 1/4" mirror is proud of the wall and just the chassis is partially recessed. Make sure to leave a 1" clearance above the glass so the mirror can lift up for installation and maintenance.

## WHAT POWER IS NEEDED FOR MOST LIGHTED MIRRORS?

Most lighted mirrors come ready to hardwire for 120V-240V. The power whip should come through the back of the unit for the hardwire connection. A 36" long power whip can be prepared 12" down from the top of the mirror and centered from left to right. A quick disconnect is included so the wires can easily be connected. No J-Box is required for most fixtures (see Brilliance™ and Eminence™ below).

## WHAT POWER IS NEEDED FOR THE BRILLIANCE™, EMINENCE™, AND RADIANCE™?

These lighted mirrors come ready to hardwire for 120V. The power whip should come through the back of the unit for the hardwire connection. A 36" long power whip can be prepared 12" down from the top of the mirror and centered from left to right. A quick disconnect is included so the wires can easily be connected. Like our other mirrors, a J-Box is not required.

## CAN THE LIGHTS BE REPLACED?

The LEDs have a calculated  $L_{70}$  52,000-hour lifespan (36,000 hour for Brilliance™ and Eminence™) and will likely not need to be replaced for many years; however, they are designed to be easily replaceable on most units, requiring at most a Phillips screwdriver.

## CAN ANY LIGHTED PRODUCT BE UPGRADED WITH AVA™ OR KEEN™?

Ava and Keen technologies are available on many of our products, as indicated throughout this book; however they cannot be added to products where they are not listed as options.

## QUESTIONS?

Call 888.368.1285.





Refined





# MIRROR TVS

# Fusion™ Lighted Mirror TV



This high-tech, high-style Fusion™ is defined by clean lines, efficient natural-looking LED lighting, and an ultra-sharp LED HD display — ideal for adding a definitive statement of prestige to any bathroom.

Size (w" x h" x d")	S&H	BASE MODEL with 15.6" TV (diagonal) <sup>1</sup>			BASE MODEL with 21.5" TV (diagonal) <sup>1</sup>		
		Price	In Stock	Model #	Price	In Stock	Model #
30 x 42 x 1.75	M \$140	\$5,095	No	FUS-156-AV-3042	--	--	--
36 x 42 x 1.75	M \$140	\$5,280	No	FUS-156-AV-3642	\$6,870	No	FUS-215-AV-3642
48 x 42 x 1.75	L \$210	\$5,435	No	FUS-156-AV-4842	\$7,055	No	FUS-215-AV-4842
60 x 42 x 1.75	L \$210	\$5,665	No	FUS-156-AV-6042	\$7,325	No	FUS-215-AV-6042

## FEATURES AND BENEFITS

- Lead-free, copper-free, corrosion-resistant OmegaMirror™ with Spectrum™ mirror glass technology
- Forward-facing task lighting
- Forward-phase dimming technology
- Integrated speakers
- Suitable for damp bathroom environments
- Environmentally sustainable
- Energy efficient
- Fast lead times
- Easy installation
- 5-year limited warranty
- Covered by one or more patents
- Assembled in the USA

## AVAILABLE OPTIONS

- Custom sizes<sup>1</sup>

## DISPLAY FEATURES & BENEFITS

- 15.6" or 21.5" LED HD display
- 1920x1080, 16:9 widescreen ratio
- 50,000-hour panel
- Removable power supply
- Left/right out and line level audio out
- HDMI, HDMI (CEC), RS232, IR and USB connections<sup>2</sup>
- 8 watt/channel amplification with integrated state-of-the-art mini speakers for high quality stereo sound
- Waterproof remote control

## LIGHTING SPECIFICATIONS

- Natural-looking LED light color
- CRI: 90+
- CCT: 3,000 Kelvin
- Replaceable LEDs
- 540 initial lumens per inch
- Maximum 100 lumens per watt efficacy
- Calculated L<sub>70</sub> 124,000-hour LED lifespan

## SAFETY SPECIFICATIONS

- Entire assembly meets UL/cUL standards
- International certifications
- Safety-backed mirror
- FCC compliant

## INSTALLATION SPECIFICATIONS

- 120V-240V hardwire electrical connection; provide 36" whip; junction box not required
- Chassis should be mounted to wall studs; mounting holes are provided
- Controlled by forward-phase dimming wall switch
- Plug display into unswitched 120-240V recessed electrical outlet and make video/audio connections behind mirror
- Fixture can only be hung in the WxH orientation as shown; fixture is not field-interchangeable

<sup>1</sup> Standard model numbers shown. For additional options, see page 138 or contact residential@electricmirror.com.

<sup>2</sup> Does not contain a tuner - external media device (STB, Cable, Etc.) required.





# Integrity™ Lighted Mirror TV



Place Integrity™ over your bathroom vanity and instantly renew your space with brilliance and motion. It features a smooth polished edge, luminous inner frame of natural-looking LED lighting, and a vibrant LED HDTV.

Size (w" x h" x d")	S&H	BASE MODEL with 15.6" TV (diagonal) <sup>1</sup>			BASE MODEL with 21.5" TV (diagonal) <sup>1</sup>		
		Price	Stock	Model #	Price	Stock	Model #
36 x 42 x 1.75	M \$140	\$5,335	No	INT-156-AV-3642	\$5,870	No	INT-215-AV-3642
42 x 42 x 1.75	L \$210	\$5,400	No	INT-156-AV-4242	\$5,930	No	INT-215-AV-4242
48 x 42 x 1.75	L \$210	\$5,610	No	INT-156-AV-4842	\$6,150	No	INT-215-AV-4842
54 x 42 x 1.75	L \$210	\$5,665	No	INT-156-AV-5442	\$6,200	No	INT-215-AV-5442
60 x 42 x 1.75	L \$210	\$5,840	No	INT-156-AV-6042	\$6,375	No	INT-215-AV-6042
66 x 42 x 1.75	L \$210	\$5,950	No	INT-156-AV-6642	\$6,485	No	INT-215-AV-6642

### FEATURES AND BENEFITS

- Lead-free, copper-free, corrosion-resistant OmegaMirror™ with Spectrum™ mirror glass technology
- Forward-facing task lighting
- Forward-phase dimming technology
- Integrated speakers
- Suitable for damp bathroom environments
- Environmentally sustainable
- Energy efficient
- Fast lead times
- Easy installation
- 5-year limited warranty
- Covered by one or more patents
- Assembled in the USA

### AVAILABLE OPTIONS

- Custom sizes<sup>1</sup>

### DISPLAY FEATURES & BENEFITS

- 15.6" or 21.5" LED HD display
- 1920x1080, 16:9 widescreen ratio
- 50,000-hour panel
- Removable power supply
- Left/right out and line level audio out
- HDMI, HDMI (CEC), RS232, IR and USB connections<sup>2</sup>
- 8 watt/channel amplification with integrated state-of-the-art mini speakers for high quality stereo sound
- Waterproof remote control

### LIGHTING SPECIFICATIONS

- Natural-looking LED light color
- CRI: 90+
- CCT: 3,000 Kelvin
- Replaceable LEDs
- 540 initial lumens per inch
- Maximum 100 lumens per watt efficacy
- Calculated L<sub>70</sub> 124,000-hour LED lifespan

### SAFETY SPECIFICATIONS

- Entire assembly meets UL/cUL standards
- International certifications
- Safety-backed mirror
- FCC compliant

### INSTALLATION SPECIFICATIONS

- 120V-240V hardwire electrical connection; provide 36" whip; junction box not required
- Chassis should be mounted to wall studs; mounting holes are provided
- Controlled by forward-phase dimming wall switch
- Plug display into unswitched 120-240V recessed electrical outlet and make video/audio connections behind mirror
- Fixture can only be hung in the WxH orientation as shown; fixture is not field-interchangeable

<sup>1</sup> Standard model numbers shown. For additional options, see page 138 or contact residential@electricmirror.com.

<sup>2</sup> Does not contain a tuner - external media device (STB, Cable, Etc.) required.



# Loft™ Mirror TV



Upgrade your bathroom space by adding an excitement-filled Loft™. With a contemporary look and impressive LED HD display, it provides a plethora of entertainment, news, and sports, while doubling as a dynamic centerpiece

Size (w" x h" x d")	S&H	BASE MODEL with 15.6" TV (diagonal) <sup>1</sup>			BASE MODEL with 21.5" TV (diagonal) <sup>1</sup>		
		Price	In Stock	Model #	Price	In Stock	Model #
30 x 40 x 1.75	M \$140	\$4,435	No	LOF-156-AV-3040	\$4,995	No	LOF-215-AV-3040
40 x 40 x 1.75	L \$210	\$4,500	No	LOF-156-AV-4040	\$5,060	No	LOF-215-AV-4040
50 x 40 x 1.75	L \$210	\$4,585	No	LOF-156-AV-5040	\$5,140	No	LOF-215-AV-5040
60 x 40 x 1.75	L \$210	\$4,710	No	LOF-156-AV-6040	\$5,270	No	LOF-215-AV-6040

### FEATURES AND BENEFITS

- Lead-free, copper-free, corrosion-resistant OmegaMirror™ with Spectrum™ mirror glass technology
- Integrated speakers
- Suitable for damp bathroom environments
- Environmentally sustainable
- Energy efficient
- Fast lead times
- Easy installation
- 5-year limited warranty
- Covered by one or more patents
- Assembled in the USA

### AVAILABLE OPTIONS

- Custom sizes<sup>1</sup>

### DISPLAY FEATURES & BENEFITS

- 15.6" or 21.5" LED HD display
- 1920x1080, 16:9 widescreen ratio
- 50,000-hour panel
- Removable power supply
- Left/right out and line level audio out
- HDMI, HDMI (CEC), RS232, IR and USB connections<sup>2</sup>
- 8 watt/channel amplification with integrated state-of-the-art mini speakers for high quality stereo sound
- Waterproof remote control

### SAFETY SPECIFICATIONS

- Entire assembly meets UL/cUL standards
- International certifications
- Safety-backed mirror
- FCC compliant

### INSTALLATION SPECIFICATIONS

- Fixture should be mounted to wall studs; wall cleat provided
- Plug Display into unswitched 120-240V recessed electrical outlet and make video/audio connections behind mirror
- Fixture can only be hung in the WxH orientation as shown; fixture is not field-interchangeable

<sup>1</sup> Standard model numbers shown. For additional options, see page 138 or contact residential@electricmirror.com.

<sup>2</sup> Does not contain a tuner - external media device (STB, Cable, Etc.) required.





# Silhouette™ Lighted Mirror TV



Change your expectations of what a luxury bathroom should be by adding an awe-inspiring Silhouette™. With its vivid task lighting, soft wall glow, and a stunning LED HD display, there's no shortage of ways to leave a lasting impression.

Size (w" x h" x d")	S&H	BASE MODEL with 15.6" TV (diagonal) <sup>1</sup>			BASE MODEL with 21.5" TV (diagonal) <sup>1</sup>		
		Price	In Stock	Model #	Price	In Stock	Model #
36 x 42 x 1.75	M \$140	\$5,500	No	SIL-156-AV-3642	\$6,040	No	SIL-215-AV-3642
42 x 42 x 1.75	L \$210	\$5,545	No	SIL-156-AV-4242	\$6,090	No	SIL-215-AV-4242
48 x 42 x 1.75	L \$210	\$5,795	No	SIL-156-AV-4842	\$6,335	No	SIL-215-AV-4842
54 x 42 x 1.75	L \$210	\$5,885	No	SIL-156-AV-5442	\$6,430	No	SIL-215-AV-5442
60 x 42 x 1.75	L \$210	\$6,035	No	SIL-156-AV-6042	\$6,565	No	SIL-215-AV-6042
66 x 42 x 1.75	L \$210	\$6,125	No	SIL-156-AV-6642	\$6,655	No	SIL-215-AV-6642

## FEATURES AND BENEFITS

- Lead-free, copper-free, corrosion-resistant OmegaMirror™ with Spectrum™ mirror glass technology
- Forward-facing task lighting
- Wall-glow ambient lighting on all four sides with diffuser for a finished side view
- Forward-phase dimming technology
- Integrated speakers
- Suitable for damp bathroom environments
- Environmentally sustainable
- Energy efficient
- Fast lead times
- Easy installation
- 5-year limited warranty
- Covered by one or more patents
- Assembled in the USA

## AVAILABLE OPTIONS

- Custom sizes<sup>1</sup>

## DISPLAY FEATURES & BENEFITS

- 15.6" or 21.5" LED HD display
- 1920x1080, 16:9 widescreen ratio
- 50,000-hour panel
- Removable power supply
- Left/right out and line level audio out
- HDMI, HDMI (CEC), RS232, IR and USB connections<sup>2</sup>
- 8 watt/channel amplification with integrated state-of-the-art mini speakers for high quality stereo sound
- Waterproof remote control

## LIGHTING SPECIFICATIONS

- Natural-looking LED light color
- CRI: 90+
- CCT: 3,000 Kelvin
- Replaceable LEDs
- 720 initial lumens per inch
- Maximum 100 lumens per watt efficacy
- Calculated L<sub>70</sub> 52,000-hour LED lifespan

## SAFETY SPECIFICATIONS

- Entire assembly meets UL/cUL standards
- International certifications
- Safety-backed mirror
- FCC compliant

## INSTALLATION SPECIFICATIONS

- 120V-240V hardwire electrical connection; provide 36" whip; junction box not required
- Chassis should be mounted to wall studs; mounting holes are provided
- Controlled by forward-phase dimming wall switch
- Plug display into unswitched 120-240V recessed electrical outlet and make video/audio connections behind mirror
- Fixture can only be hung in the WxH orientation as shown; fixture is not field-interchangeable

<sup>1</sup> Standard model numbers shown. For additional options, see page 138 or contact residential@electricmirror.com.

<sup>2</sup> Does not contain a tuner - external media device (STB, Cable, Etc.) required.







# Frequently Asked Questions for Mirror TVs

## **ARE SPEAKERS INCLUDED, AND CAN I USE MY OWN SPEAKERS?**

Yes, our TVs include integrated speakers. They're also compatible with most third-party external speakers.

## **WHAT IS THE WARRANTY ON THE TV AND HOW DO I SERVICE THE TV?**

We offer an industry leading three-year warranty for the TV. Should an issue occur within the warranty period, we'll either repair or replace the TV. The TV can easily be swapped from the TV bracket on the back of the mirror using a Phillips screwdriver.

## **CAN THE TV BE INTEGRATED WITH A HOME AUTOMATION SYSTEM?**

Yes, our TV includes IR in and IR out (3.5mm jacks) for communication with home automation systems. Request our IR codes by emailing [customer.support@electricmirror.com](mailto:customer.support@electricmirror.com). RS-232 control is available for special order, contact us for quotation.

## **DO I NEED A SEPARATE CABLE BOX?**

Yes. Our TV does not include a tuner. A LG set-top box or broadcast cable box is recommended. Contact our Technical Support team if using another brand set-top box. Without a set-top or cable box, our TV acts as a display with provided video signal over HDMI.

## **DO I NEED A SEPARATE REMOTE CONTROL?**

It depends on your set-top box. When using an LG set-top box, our remote control is all that is required. If using a broadcast cable box, typically their remote control can be programmed with our IR codes and can be used in place of our remote. Contact Technical Support if using another brand set-top box.

## **HOW DO I MOUNT A LIGHTED MIRROR TV?**

First, review the chassis and mirror, noting the location of the TV, defoggers, speakers, hanger, or other mirror components. Then, recess a power outlet (so the TV can plug in for power and any audio/video connections needed) behind the mirror in a location that does not interfere with any of the components. Next, mount the chassis to the wall. Finally, hang the mirror TV on the chassis. Consult the installation guide for more details.

## **HOW DO I MOUNT A NON-LIT MIRROR TV?**

First, recess a power outlet behind the mirror so the TV can plug in for power and any audio/video connections needed. Make sure the outlet does not interfere with the hanger on the mirror or the area behind it. Then, mount the metal wall cleat to the wall. Finally, hang the mirror TV on the wall cleat. Consult the installation guide for more details.

## **QUESTIONS?**

Call 888.368.1285.





Sophisticated





# MIRRORED CABINETS

# Ambiance™ Mirrored Cabinet



Add Ambiance™ to your bathroom space and create a uniquely modern look with real-world functionality. It features a frame of lustrous light and a precision polished edge — an ideal match for your contemporary décor.

Size (w" x h" x d")	S&H	BASE MODEL WITH LEFT HINGE			BASE MODEL WITH RIGHT HINGE		
		Price	In Stock	Model #	Price	In Stock	Model #
23.25 x 30 x 4.65	S \$70	\$2,065	Yes	AMB-2330-LT	\$2,065	Yes	AMB-2330-RT
23.25 x 40 x 4.65	M \$140	\$2,255	Yes	AMB-2340-LT	\$2,255	Yes	AMB-2340-RT

### FEATURES AND BENEFITS

- Copper-free, corrosion-resistant mirror glass
- Forward-facing task lighting in the mirror door
- Forward -phase dimming
- Matte silver aluminum cabinet body
- Mirrored interior with automatic top light
- Magnetic strip for small tools
- Integrated defogger
- Adjustable glass shelves
- Surface mounting kit included
- Interior 20 Amp, 120V AC GFCI receptacle
- Two electrical outlets and four USB ports
- Suitable for damp bathroom environments
- Environmentally sustainable
- Energy efficient
- Easy installation
- 3-year limited warranty
- Covered by one or more patents
- Designed in the USA

### AVAILABLE OPTIONS

- Ganging Kit for installation of side-by-side mirrored cabinets
- Right or left door swing

### LIGHTING SPECIFICATIONS

- Natural-looking LED light color
- CRI: 90+
- CCT: 3,000 Kelvin
- Replaceable LEDs
- 516 lumens per inch
- Maximum 100 lumens per watt efficacy
- Calculated L<sub>70</sub> 36,000-hour LED lifespan

### SAFETY SPECIFICATIONS

- Entire assembly meets UL/cUL standards
- Defogger serves as safety backing

### INSTALLATION SPECIFICATIONS

- 120V hardwire electrical connection; provide a 12" whip; junction box not required; interior outlet should be on 120V, unswitched circuit; refer to installation instructions for further details and options
- Cabinet can be recess-mounted to wall studs; mounting holes are provided
- Controlled by 0-10V dimming wall switch
- Defogger and internal light controlled by internal mechanical button
- Defogger controlled by internal mechanical button
- Night light controlled by internal mechanical button
- Rough-in dimensions for recessed mounted cabinets can be obtained from either the fixture sales aid or by measuring the cabinet back
- Fixture can only be hung in the WxH orientation as shown; fixture is not field-interchangeable







# Ascension™ Mirrored Cabinet



Combining a streamlined design and ascending vertical lighting pattern with touch dimming technology, the Ascension™ Mirrored Cabinet brings incredible versatility and style to any bathroom.

Size (w" x h" x d")	S&H	BASE MODEL WITH LEFT HINGE			BASE MODEL WITH RIGHT HINGE		
		Price	In Stock	Model #	Price	In Stock	Model #
23.25 x 30 x 4.65	S \$70	\$2,195	Yes	ASC-2330-TD-LT	\$2,195	Yes	ASC-2330-TD-RT
23.25 x 36 x 4.65	S \$70	\$2,270	Yes	ASC-2336-TD-LT	\$2,270	Yes	ASC-2336-TD-RT
23.25 x 40 x 4.65	M \$140	\$2,405	Yes	ASC-2340-TD-LT	\$2,405	Yes	ASC-2340-TD-RT

### FEATURES AND BENEFITS

- Copper-free, corrosion-resistant mirror glass
- Forward-facing task lighting in the mirror door
- Touch dimming technology
- Matte silver aluminum cabinet body
- Mirrored interior with automatic top light
- Magnetic strip for small tools
- Integrated defogger
- Integrated nightlight
- Adjustable glass shelves
- Surface mounting kit included
- Two electrical outlets and two USB ports
- Suitable for damp bathroom environments
- Environmentally sustainable
- Energy efficient
- Easy installation
- ADA compliant
- 3-year limited warranty
- Designed in America and sourced globally
- Covered by one or more patents
- Designed in the USA

### AVAILABLE OPTIONS

- Ganging Kit for installation of side-by-side mirrored cabinets
- Right or left door swing

### LIGHTING SPECIFICATIONS

- Natural-looking LED light color
- CRI: 90+
- CCT: 3,000 Kelvin
- Replaceable LEDs
- 516 lumens per inch
- Maximum 100 lumens per watt efficacy
- Calculated L<sub>70</sub> 36,000-hour LED lifespan

### SAFETY SPECIFICATIONS

- Entire assembly meets UL/cUL standards
- Defogger serves as safety backing

### INSTALLATION SPECIFICATIONS

- 120V hardwire electrical connection; provide 2x12" whips; junction box not required; interior outlet should be on 120V, unswitched circuit; refer to installation instructions for further details and options
- Cabinet can be recess-mounted to wall studs; mounting holes are provided
- Controlled by capacitive touch button on fixture or non-dimming on/off wall switch
- Internal light controlled by internal PIR sensor
- Defogger controlled by internal mechanical button
- Night light controlled by internal mechanical button
- Rough-in dimensions for recessed mounted cabinets can be obtained from either the fixture sales aid or by measuring the cabinet back
- Fixture can only be hung in the WxH orientation as shown; fixture is not field-interchangeable



# Simplicity™ Mirrored Cabinet



Simplicity™ in both form and function can easily accentuate any design style you choose. It features exceptional reflectivity, glass shelving, and conveniently placed integrated outlets.

Size (w" x h" x d")	S&H	BASE MODEL WITH LEFT HINGE			BASE MODEL WITH RIGHT HINGE		
		Price	In Stock	Model #	Price	In Stock	Model #
23.25 x 40 x 4.65	M \$140	\$1,645	Yes	SIM-2340-LT	\$1,645	Yes	SIM-2340-RT

#### FEATURES AND BENEFITS

- Copper-free, corrosion-resistant mirror glass
- Matte silver aluminum cabinet body
- Mirrored interior with automatic top light
- Magnetic strip for small tools
- Adjustable glass shelves
- Surface mounting kit included
- Two electrical outlets and two USB ports
- Suitable for damp bathroom environments
- Environmentally sustainable
- Energy efficient
- Easy installation
- ADA compliant
- 3-year limited warranty
- Designed in America and sourced globally
- Covered by one or more patents
- Designed in the USA

#### AVAILABLE OPTIONS

- Ganging Kit for installation of side-by-side mirrored cabinets
- Right or left door swing

#### SAFETY SPECIFICATIONS

- Entire assembly meets UL/cUL standards

#### INSTALLATION SPECIFICATIONS

- 120V hardwire electrical connection; provide a 12" whip; junction box not required; interior outlet should be on 120V, unswitched circuit; refer to installation instructions for further details and options
- Internal light controlled by internal PIR sensor
- Rough-in dimensions for recessed mounted cabinets can be obtained from either the fixture sales aid or by measuring the cabinet back
- Fixture can only be hung in the WxH orientation as shown; fixture is not field-interchangeable





# Frequently Asked Questions for Mirrored Cabinets

## HOW CAN THE MİRRORED CABINETS BE DIMMED?

The Ambiance™ can be dimmed with a forward-phase dimming switch. This requires a 120V unswitched hardwire connection to the cabinet, plus a set of wires from the cabinet to a forward-phase dimming switch (Leviton IPL06-10Z or Lutron DVCL-153P or equivalent; not provided).

The Ascension™ includes Touch Dimming technology for dimming the lights.

## HOW DO THE DEFOGGER AND INTERNAL LIGHT WORK?

The Ambiance™ and Ascension™ include a defogger and internal light, each controlled by an internal button. Press the internal button to turn each on and off. The button will light up when on.

## WHAT ARE THE POWER SPECIFICATIONS FOR MİRRORED CABINETS?

Bring a 120V unswitched hardwire connection through the bottom back of the cabinet. For the Ambiance™ and Ascension™, run a second circuit from the cabinet to a forward-phase dimming switch.

## CAN I RECESS MOUNT MY MİRRORED CABINET?

Yes, each cabinet comes ready for recess mounting. Measure the cabinet body for framed rough-in dimensions.

## CAN I SURFACE MOUNT MY MİRRORED CABINET?

Yes, all cabinets include a surface-mount bracket and side mirrors, and have the option to be surface mounted or recessed.

## HOW DO I INSTALL TWO OR MORE MİRRORED CABINETS SIDE BY SIDE?

Make sure there is a minimum 1/8" space between each cabinet to ensure proper clearance for the doors to open. Use the Ganging Kit upgrade to install two recessed cabinets side by side with a 1/8" gap between the doors. When recessing three or more cabinets, include a 1" wood strip between each and add 1" to the rough-in width for the space between each cabinet.

### Model #s:

KIT-GANG-30-OS-04 for 30" high cabinets - \$50 retail  
KIT-GANG-36-OS-04 for 36" high cabinets: - \$50 retail  
KIT-GANG-40-OS-04 for 40" high cabinets - \$50 retail

Freight is \$10 each.

## CAN I INSTALL A MİRRORED CABINET SIDE BY SIDE WITH A LIGHTED MIRROR?

Yes, however, the depths may vary, and there is no Ganging Kit for the different product types.

## HOW FAR DOES THE DOOR SWING OPEN?

The door opens up to a 170° angle.

## QUESTIONS?

Call 888.368.1285.







Beautiful





# MAKEUP MIRRORS

# Blush™ Makeup Mirror



Looking your best is easy with a Blush™. It features a halo of natural-looking LED light, up-and-down tilt, and 5X magnification — great for makeup application.



	Size	S&H	Price	In Stock	Model #
<b>Brushed Stainless</b>	9.84 diameter	XS \$12	\$385	Yes	MM-BLU-WM-BS
<b>Matte Black</b>	9.84 diameter	XS \$12	\$515	Yes	MM-BLU-WM-MB
<b>Polished Stainless</b>	9.84 diameter	XS \$12	\$385	Yes	MM-BLU-WM-PS

### FEATURES AND BENEFITS

- Corrosion-resistant mirror glass
- Forward-facing task lighting
- Up-and-down tilt
- Side-to-side swivel
- 5X magnification
- Hardwired wall mount
- Suitable for damp bathroom environments
- Energy efficient
- Easy installation
- 1-year limited warranty
- Designed in America and sourced globally

### AVAILABLE OPTIONS

- Polished stainless finish standard, brushed stainless and matte black finishes available

### LIGHTING SPECIFICATIONS

- Natural-looking LED light color
- CCT: 3,000 Kelvin

### SAFETY SPECIFICATIONS

- Entire assembly meets UL/cUL standards

### INSTALLATION SPECIFICATIONS

- 120V or 240V electrical connection
- Requires a standard 3.5" or 4" octagonal electrical box
- Controlled by on/off switch on fixture
- Fixture can only be hung in the WxH orientation as shown; fixture is not field-interchangeable





# Charm™ Makeup Mirror

This sleek, contemporary makeup mirror will Charm™ you with a pronounced ring of light, dual 5X / 1X magnification, and an articulated arm for near and far viewing.



	Size	S&H	Price	In Stock	Model #
<b>Polished Chrome</b>	7.91" Diameter	XS \$12	\$460	Yes	MM-CHR-WM-CH

### FEATURES AND BENEFITS

- Corrosion-resistant mirror glass
- Forward-facing task lighting
- Up-and-down tilt
- Side-to-side swivel with full pivot
- 5X and 1X magnification
- Polished chrome finish
- Hardwired wall mount
- Suitable for damp bathroom environments
- Energy efficient
- Easy installation
- 1-year limited warranty
- Designed in America and sourced globally

### LIGHTING SPECIFICATIONS

- Natural-looking LED light color
- CCT: 3,000 Kelvin

### SAFETY SPECIFICATIONS

- Entire assembly meets UL/cUL standards

### INSTALLATION SPECIFICATIONS

- 120V or 240V electrical connection
- Requires a standard 3.5" or 4" octagonal electrical box
- Controlled by on/off switch on fixture
- Fixture can only be hung in the WxH orientation as shown; fixture is not field-interchangeable







# Contour™ Makeup Mirror



Elegant curves and clean lines come together in this striking Contour™. This cool design includes up-and-down tilt, 5X magnification, and a built-in handle to keep the surface smudge free.



	Size (w" x h")	S&H	Price	In Stock	Model #
<b>Polished Stainless</b>	5.2 x 8.35	XS \$12	\$260	Yes	MM-CON-WM-PS

## FEATURES AND BENEFITS

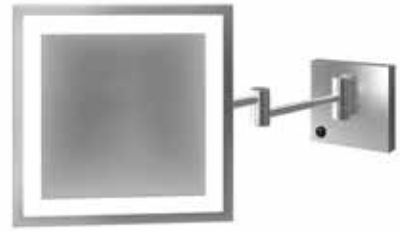
- Corrosion-resistant mirror glass
- Integrated tilt handle to keep surface smudge free
- Up-and-down tilt
- Side-to-side swivel
- 5X magnification
- Polished stainless finish
- Wall mount
- Suitable for damp bathroom environments
- Easy installation
- 1-year limited warranty
- Designed in America and sourced globally

## INSTALLATION SPECIFICATIONS

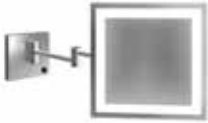
- Mirror can only be hung in the WxH orientation as shown and is not field interchangeable



# Elixir™ Makeup Mirror



Take brilliant, natural-looking LED light and mix it together with a bold design and 5X magnification to create an exquisite Elixir™ that's ideal for all things makeup.



	Size (w" x h")	S&H	Price	In Stock	Model #
<b>Brushed Stainless</b>	8 x 8	XS \$12	\$475	Yes	MM-ELX-WM-BS
<b>Matte Black</b>	8 x 8	XS \$12	\$595	Yes	MM-ELX-WM-MB
<b>Polished Stainless</b>	8 x 8	XS \$12	\$485	Yes	MM-ELX-WM-PS

## FEATURES AND BENEFITS

- Corrosion-resistant mirror glass
- Forward-facing task lighting
- Up-and-down tilt
- Side-to-side swivel
- 5X magnification
- Hardwired wall mount
- Suitable for damp bathroom environments
- Energy efficient
- Easy installation
- 1-year limited warranty
- Designed in America and sourced globally

## AVAILABLE OPTIONS

- Polished stainless finish standard, brushed stainless and matte black finishes available

## LIGHTING SPECIFICATIONS

- Natural-looking LED light color
- CCT: 3,000 Kelvin

## SAFETY SPECIFICATIONS

- Entire assembly meets UL/cUL standards


## INSTALLATION SPECIFICATIONS

- 120V or 240V electrical connection
- Requires a standard 3.5" or 4" octagonal electrical box
- Controlled by on/off switch on fixture
- Fixture can only be hung in the WxH orientation as shown; fixture is not field-interchangeable





# Glamour™ Makeup Mirror



The beautiful styling of this contemporary mirror will bring a touch of Glamour™ to your bathroom. It features a halo of natural-looking LED light, up-and-down tilt, and 5X magnification – perfect for bringing out the glamour in you.



	Size	S&H	Price	In Stock	Model #
<b>Matte Black</b>	7.93 diameter	XS \$12	\$450	Yes	MM-GLA-WM-MB

### FEATURES AND BENEFITS

- Corrosion-resistant mirror glass
- Forward-facing task lighting
- Up-and-down tilt
- Side-to-side swivel
- 5X magnification
- Matte black finish
- Wall mount
- Suitable for damp bathroom environments
- Energy efficient
- Easy installation
- 1-year limited warranty
- Designed in America and sourced globally

### LIGHTING SPECIFICATIONS

- Natural-looking LED light color
- CCT: 3,000 Kelvin

### SAFETY SPECIFICATIONS

- Entire assembly meets UL/cUL standards

### INSTALLATION SPECIFICATIONS

- 120V or 240V electrical connection
- Requires a standard 3.5" or 4" octagonal electrical box
- Controlled by on/off switch on fixture
- Fixture can only be hung in the WxH orientation as shown; fixture is not field-interchangeable







# Frequently Asked Questions for Makeup Mirrors

## **WHAT MAGNIFICATIONS ARE AVAILABLE?**

All models offer 5X magnification. The Charm™ offers 5X magnification on one side, with a standard reflection on the other side.

## **WHAT FINISHES ARE AVAILABLE?**

We offer polished and brushed stainless, polished chrome, and matte black; the availability of finishes varies by model. We cannot offer custom finishes or any customization to the makeup mirrors.

## **ARE ANY MAKEUP MIRRORS DOUBLE SIDED?**

The Charm™ makeup mirror is double sided, with 5X magnification on one side and a standard mirror reflection on the other. All other models only have the magnified mirror on one side, with a back side of finished metal.

## **DO THE WALL MOUNTED MAKEUP MIRRORS HAVE AN ARTICULATED ARM?**

Yes, they have an articulating arm that can fold in towards itself, maximizing space when not in use.

## **DO THE MIRRORS HAVE THE ABILITY TO TILT AND PIVOT?**

Yes, all mirrors can tilt up and down, as well as pivot side to side.

## **QUESTIONS?**

Call 888.368.1285.





Extravagant





# WARDROBE MIRRORS

# Fusion™ Wardrobe Mirror



The ideal Fusion™ comes from a combination of clean, strong lines and efficient, natural-looking LED lighting — adding a modern statement of prestige while acting as a prominent focal piece for bedrooms, bathrooms, and walk-in closets.

Size (w" x h" x d")	S&H	BASE MODEL <sup>1</sup>			BASE MODEL WITH AVA <sup>1</sup>		
		Price	In Stock	Model #	Price	In Stock	Model #
26 x 60 x 1.75	L \$210	\$2,485	Yes	FUS-2660	\$2,505	Yes	FUS-2660-AE

### FEATURES AND BENEFITS

- Lead-free, copper-free, corrosion-resistant OmegaMirror™ glass
- Forward-facing task lighting
- Forward-phase dimming technology
- Suitable for damp bathroom environments
- Environmentally sustainable
- Energy efficient
- Fast lead times
- Easy installation
- ADA compliant
- 7-year limited warranty
- Covered by one or more patents
- Made in America with U.S. and global components

### AVAILABLE OPTIONS

- Ava™ Technology (upgrade)<sup>2</sup>
- Defogger
- Custom sizes<sup>1</sup>

### LIGHTING SPECIFICATIONS

- Natural-looking LED light color
- CRI: 90+
- CCT: 3,000 Kelvin
- Replaceable LEDs
- 960 initial lumens per inch (standard)
- 540 initial lumens per inch (with Ava)
- Maximum 100 lumens per watt efficacy
- Calculated L<sub>70</sub> 124,000-hour LED lifespan

### SAFETY SPECIFICATIONS

- Entire assembly meets UL/cUL standards
- International certifications
- Safety-backed mirror

### INSTALLATION SPECIFICATIONS

- 120V-240V hardwire electrical connection; provide 36" whip; junction box not required
- Chassis should be mounted to wall studs; mounting holes are provided
- Ava model controlled by capacitive touch button on fixture or non-dimming on/off wall switch
- Non-Ava model controlled by forward-phase dimming wall switch
- Fixture can only be hung in the WxH orientation as shown; fixture is not field-interchangeable

<sup>1</sup> Standard model numbers shown. For additional options, see page 138 or contact residential@electricmirror.com.

<sup>2</sup> See technology specification sheets for more details.





# Integrity™ Wardrobe Mirror



Add glimmering light and tasteful grace to any space with a powerful impression of Integrity™. Featuring a smooth polished edge and brilliant inner frame of frosted light, this radiant marvel is a welcome addition to entryways, bedrooms and walk-in closets.

Size (w" x h" x d")	S&H	BASE MODEL <sup>1</sup>			BASE MODEL WITH AVA <sup>1</sup>		
		Price	In Stock	Model #	Price	In Stock	Model #
26 x 60 x 1.75	L \$210	\$2,540	No	INT-2660	\$2,615	No	INT-2660-AE

### FEATURES AND BENEFITS

- Lead-free, copper-free, corrosion-resistant OmegaMirror™ glass
- Forward-facing task lighting
- Forward-phase dimming technology
- Suitable for damp bathroom environments
- Environmentally sustainable
- Energy efficient
- Fast lead times
- Easy installation
- 7-year limited warranty
- Covered by one or more patents
- Made in America with U.S. and global components

### AVAILABLE OPTIONS

- Ava™ Technology (upgrade)<sup>2</sup>
- Defogger
- Custom sizes<sup>1</sup>

### LIGHTING SPECIFICATIONS

- Natural-looking LED light color
- CRI: 90+
- CCT: 3,000 Kelvin
- Replaceable LEDs
- 960 initial lumens per foot (standard)
- 540 initial lumens per foot (with Ava)
- Maximum 100 lumens per watt efficacy
- Calculated L<sub>70</sub> 124,000-hour LED lifespan

### SAFETY SPECIFICATIONS

- Entire assembly meets UL/cUL standards
- International certifications
- Safety-backed mirror

### INSTALLATION SPECIFICATIONS

- 120V-240V hardwire electrical connection; provide 36" whip; junction box not required
- Chassis should be mounted to wall studs; mounting holes are provided
- Ava model controlled by capacitive touch button on fixture or non-dimming on/off wall switch
- Non-Ava model controlled by forward-phase dimming wall switch
- Fixture can only be hung in the WxH orientation as shown; fixture is not field-interchangeable

<sup>1</sup> Standard model numbers shown. For additional options, see page 138 or contact residential@electricmirror.com.

<sup>2</sup> See technology specification sheets for more details.



# Frequently Asked Questions for Wardrobe Mirrors

## **WHERE CAN A WARDROBE MIRROR BE INSTALLED?**

A wardrobe mirror can be installed in just about any room of the house. The typical locations include the bedroom, walk-in closet, hallway, and even the bathroom as long as it is at least 3' away from the tub or shower.

## **HOW DO I MOUNT THE WARDROBE MIRROR TO THE WALL?**

Wardrobe mirrors include two components: a metal chassis and a mirror face. To mount the chassis, use the provided mounting holes near the corners of the chassis to secure it to a structurally sound surface, such as wall studs. After the chassis is mounted and hardwired, hang the mirror face to the front of the chassis.

## **CAN A WARDROBE MIRROR BE MOUNTED IN ANY ORIENTATION?**

No, the wardrobe mirror must be installed in the orientation listed (width x height) as the mirror hangs on a chassis.

## **CAN THE TOP OF A WARDROBE MIRROR BE MOUNTED ALL THE WAY TO THE CEILING?**

No, wardrobe mirrors require at least 1 inch clearance at the top to allow space for the mirror to lift on and off of the metal chassis.

## **CAN WARDROBE MIRRORS BE RECESSED FLUSH WITH THE WALL?**

Wardrobe mirrors are meant to be surface mounted; however, they can be recessed. To recess a wardrobe mirror, ensure that the 1/4" mirror is proud of the wall and just the chassis is partially recessed. Make sure to leave a 1" clearance above the glass so the mirror can lift up for installation and maintenance.

## **WHAT IS NEEDED FOR POWER?**

The wardrobe mirror comes ready to hardwire for 120V-240V. The power whip should come through the back of the unit for the hardwire connection. A 36" long power whip can be prepared 12" down from the top of the mirror and centered from left to right. A quick disconnect is included so the wires can easily be connected. No J-Box is required.

## **CAN THE LIGHTS BE DIMMED?**

Wardrobe mirrors with Ava™ (page 166) can be dimmed by touching and holding the capacitive touch control located on the mirror face. Wardrobe mirrors without Ava™ can be dimmed with a forward-phase dimming switch (not included).

## **CAN THE LIGHTS BE REPLACED?**

The LEDs have a calculated  $L_{70}$  52,000-hour lifespan and will not likely need to be replaced for many years; however, they can be replaced.

## **QUESTIONS?**

Call 888.368.1285.







# Indulgent





# FOG-FREE MIRRORS



# Acclaim™ Fog-Free Mirror



To create our popular Acclaim™, we merged contemporary design, natural-looking LED lighting, and a highly versatile built-in defogger — making shaving easier than ever and revolutionizing how you experience the shower.

		BASE MODEL		
Size (w" x h" x d")	S&H	Price	In Stock	Model #
11.75 x 11.75 x 2.85	XS \$12	\$2,370	Yes	ISF-1111
11.75 x 23.75 x 2.85	S \$70	\$2,510	Yes	ISF-1123
12 x 28 x 4.25	S \$70	\$2,845	Yes	ISF-1228-DL

### FEATURES AND BENEFITS

- Lead-free, copper-free, corrosion-resistant OmegaMirror™ glass
- Forward-facing task lighting
- Integrated defogger
- Suitable for wet environments, including showers
- Environmentally sustainable
- Energy efficient
- Fast lead times
- ADA compliant
- 3-year limited warranty
- Made in America with U.S. and global components

### AVAILABLE OPTIONS

- Down light

### LIGHTING SPECIFICATIONS

- Natural-looking LED light color
- CRI: 90+
- CCT: 3,000 Kelvin
- Replaceable LEDs
- 960 initial lumens per inch
- Maximum 100 lumens per watt efficacy
- Calculated L<sub>70</sub> 124,000-hour LED lifespan

### SAFETY SPECIFICATIONS

- Entire assembly meets UL/cUL standards
- Defogger serves as safety backing
- Low voltage (12V)

### INSTALLATION SPECIFICATIONS

- 120V-240V hardwire electrical connection; transformer must be installed in a dry location, not behind mirror and at least 4 feet from wet environment, but within 25' of mirror
- Driver enclosure box requires recess for mounting
- Controlled by non-dimming on/off wall switch; light and defogger operate together
- Fixture can only be hung in the WxH orientation as shown; fixture is not field-interchangeable



# Aqua™ Fog-Free Mirror



Whether it's a quick rinse or a clean morning shave, you'll want to have Aqua™ to do it right. This must-have bathroom companion makes even the simplest shower an experience to behold.

		BASE MODEL		
Size (w" x h" x d")	S&H	Price	In Stock	Model #
11.75 x 11.75 x 0.25	XS \$12	\$640	Yes	INS-1111
11.75 x 23.75 x 0.25	S \$70	\$750	Yes	INS-1123

#### FEATURES AND BENEFITS

- Lead-free, copper-free, corrosion-resistant OmegaMirror™ glass
- Integrated defogger
- Suitable for wet environments, including showers
- Environmentally sustainable
- Fast lead times
- ADA compliant
- 3-year limited warranty
- Made in America with U.S. and global components

#### SAFETY SPECIFICATIONS

- Defogger serves as safety backing
- Low voltage (12V)

#### INSTALLATION SPECIFICATIONS

- 120V-240V hardwire electrical connection; transformer must be installed in a dry location, not behind mirror and at least 4 feet from wet environment, but within 25' of mirror
- Defogger controlled by on/off wall switch
- Fixture can only be hung in the WxH orientation as shown; fixture is not field-interchangeable





# Frequently Asked Questions for Fog-Free Mirrors

## **DOES THE ENTIRE MIRROR REMAIN FOG-FREE?**

These mirrors have a defogger in the center of mirror that is 6" x 8" on the small size, and 6" x 11" on the large size. While the majority of the mirror will not fog up, expect to see fog form around the perimeter of the mirror.

## **CAN I TURN THE FOG-FREE MIRROR ON AT THE SAME TIME AS THE SHOWER?**

We recommend a minimum five-minute warm-up period. These are low-voltage units so they are safe in the shower, but that means they need some time to warm up before the shower is turned on.

## **CAN A FOG-FREE MIRROR BE INSTALLED IN A STEAM SHOWER?**

Yes, however, the mirror is more likely to fog up due to intense steam. This product is better suited for a typical shower.

## **HOW IS IT WIRED AND WHERE SHOULD THE TRANSFORMER BE PLACED?**

These mirrors come ready to hardwire for 120V. They include a transformer and 25' low-voltage cable. The transformer should be installed in a dry, accessible location like a closet, and can be controlled by a light switch in the bathroom or a timer.

## **HOW SHOULD FOG-FREE MIRRORS BE MOUNTED TO THE SHOWER WALL?**

The Acclaim™ must be recessed into the wall; the Aqua™ must be surface mounted to the drywall. For both products, the mirror surface must be flush with the shower's finished surface (e.g. tile, marble, etc.) surrounding the mirror. Do not install products on top of the finished surface, as this leaves the mirror edges exposed. Once installed, it's important to seal around all mirror edges by applying a silicone sealant (not included) to the joint between the mirror and the shower surface. This will help protect the mirror edges from damage over time.

## **WHAT ADHESIVE DO YOU RECOMMEND FOR INSTALLING THE AQUA™ FOG-FREE MIRROR?**

For the non-lighted Aqua™, adhere the mirror defogger to the wall using a mirror mastic or tile adhesive (not included) around the back edges of the mirror. Once adhered to the wall, make sure to silicone around the perimeter.

**QUESTIONS? CALL 888.368.1285.**







# Spectacular



## TV COVERS

# Eclipse™ TV Cover

Transform the look of your existing flat-screen TV with an Eclipse™ and turn it into a sleek, modern mirror that reflects the beauty and luxury of your living space. Our innovative Iris® glass technology provides a crisp, clear image when the TV is on, and makes it vanish when turned off — perfect for living rooms and bedrooms.



			BASE MODEL		
Size (w" x h")	Fits TV Size	S&H	Price	In Stock	Model #
34.5 x 22.5	32"	M \$140	\$1,295	Yes	TVC-32
43.5 x 27.5	40" - 43"	M \$140	\$1,470	Yes	TVC-43
54 x 33.25	48" - 55"	L \$210	\$1,745	Yes	TVC-55
62.75 x 38.25	58" - 65"	L \$210	\$1,985	Yes	TVC-65
71.25 x 43.25	75"	L \$210	\$2,240	Yes	TVC-75

#### FEATURES AND BENEFITS

- Glare-resistant Iris® mirror glass
- Fast lead times
- Quick and easy to install over existing flat-screen TVs
- Universal design fits virtually all flat-screen TVs
- 3-year limited warranty
- Covered by one or more patents
- Made in America with U.S. and global components

#### TV FEATURES AND BENEFITS

- Easy-fit TV mounting solution

#### AVAILABLE OPTIONS

- Gloss black finish standard

#### INSTALLATION SPECIFICATIONS

- Eclipse is designed to mount over flat-screen TVs built from 2013 to present
- Eclipse is not compatible with curved or tabletop TVs
- Existing flat-screen TV must be installed on a VESA wall mount (VESA mount not included)
- Eclipse is attached to existing VESA wall mount using included hardware





# Frequently Asked Questions for TV Covers

## HOW DO I KNOW WHAT SIZE TO ORDER?

Eclipse™ comes in the following sizes:  
32", 43", 55", 65" and 75".

The 32" Eclipse will fit a 32" diagonal flat-screen TV.

The 43" Eclipse will fit a 40" to 43" diagonal flat-screen TV.

The 55" Eclipse will fit a 48" to 55" diagonal flat-screen TV.

The 65" Eclipse will fit a 58" to 65" diagonal flat-screen TV.

The 75" Eclipse will fit a 75" diagonal flat-screen TV.

## HOW CLOSELY WILL THE ECLIPSE MATCH MY TV SIZE?

Eclipse is available in five sizes. Note that as the difference in size between the TV and Eclipse increases, so too does the potential to notice the space between the outer edge of the TV and the inner edge of the Eclipse through the mirror glass.

## ARE THERE MAXIMUM WEIGHT LIMITS WITH THE ECLIPSE?

Yes, make sure to check the wall mount's maximum weight limit. Total installed weight is calculated by adding the TV weight to the appropriate Eclipse weight (below).

## HOW MUCH DOES AN ECLIPSE WEIGH?

The 32" Eclipse weighs approximately 20 lbs.

The 43" Eclipse weighs approximately 27 lbs.

The 55" Eclipse weighs approximately 37 lbs.

The 65" Eclipse weighs approximately 47 lbs.

The 75" Eclipse weighs approximately 58 lbs.

## WILL MY IR REMOTE CONTROL WORK THROUGH THE GLASS OF THE ECLIPSE?

Yes, any standard IR signal will transmit through our high-quality Iris® glass.

## DOES THE ECLIPSE WORK WITH TABLE-TOP FLAT-SCREEN TVS?

No, the Eclipse is only compatible with flat-screen wall-mounted TVs made from 2013 to present.

## HOW DO I INSTALL THE ECLIPSE?

First, lay the Eclipse flat on a stable and cushioned surface, such as carpet or a towel. Next, lay the TV flat over the Eclipse to properly adjust the included brackets to fit the TV. Then, mount the TV to the wall and hang the Eclipse TV cover over the wall-mounted TV.

## WHAT TYPE OF TV SHOULD I USE?

The Eclipse TV cover should be used with a high bright display with 2000+ nits. TVs without sufficient brightness may have reflective glare when located near natural lighting.

## QUESTIONS?

Call 888.368.1285.









Innovative





# CUSTOM PRODUCTS

# Custom Mirrors

When you're looking for something unique for your home, consider a custom mirror. From custom shapes to custom frost patterns, we can bring your ideas to life.



Brighton™ Custom Lighted Mirror

The custom products featured on these pages are just a sampling of our custom capabilities. View other custom mirrors throughout this book (see reference on next page), and in our custom mirror gallery at [www.electricmirror.com/custom-gallery](http://www.electricmirror.com/custom-gallery). For more information, contact [residential@electricmirror.com](mailto:residential@electricmirror.com).





Triomphe™ Custom Lighted Mirror



Cadence™ Custom Lighted Mirror



Saratoga™ Custom Lighted Mirror



Elite™ Custom Lighted Mirror



Dentil™ Custom Lighted Mirror

**Custom mirrors featured in this book:**

Element™ Custom Lighted Mirror, front cover  
Element™ Custom Lighted Mirror, page 2  
Hampton™ Custom Lighted Mirror, page 25  
Quad Fusion™ Custom Lighted Mirror, page 31  
Element™ Custom Lighted Mirror, page 33  
Luna™ Custom Lighted Mirror, page 36  
Duo Integrity™ Custom Lighted Mirror, page 132

Brighton™ Custom Lighted Mirror, page 134  
Triomphe™ Custom Lighted Mirror, page 135  
Cadence™ Custom Lighted Mirror, page 135  
Saratoga™ Custom Lighted Mirror, page 136  
Elite™ Custom Lighted Mirror, page 137  
Dentil™ Custom Lighted Mirror, page 137  
Eminence™ Custom Lighted Mirror, page 140




# Custom Options

Tailor select products by adding technology and customizing the size to fit any space in your home. Contact [residential@electricmirror.com](mailto:residential@electricmirror.com) for more information.

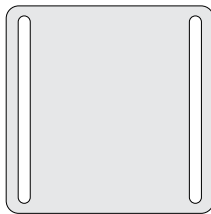
## ENHANCE YOUR PRODUCT WITH TECHNOLOGY

- Add a 15.6" or 21.5" LED HD display to enjoy movies, entertainment and news
- Add Ava™ color tuning to match your mirror's LED color to your environment
- Add Keen™ dimming for eco-friendly variable brightness and night glow
- Add a defogger to keep your bathroom mirrors virtually fog-free
- Add a nightlight to illuminate your way when the room is dark


## CUSTOMIZE THESE MIRRORS TO VIRTUALLY ANY WIDTH OR HEIGHT



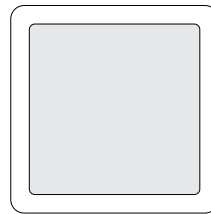
Aria™



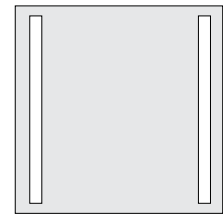
Bela™




Eternity™



Eyla™




Fusion™




Integrity™



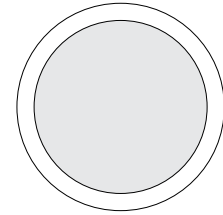
Loft™



Serenity™




Silhouette™



Trinity™



**CHOOSE YOUR IDEAL SIZE FOR RADIANCE™ LIGHTED MIRRORS**



The Radiance™ Lighted Mirror can be customized within the dimensions below. Select one for the width and one for the height.

23"	34.75"	46.75"	58.50"	72.25"
25"	36.75"	48.50"	60.50"	74.25"
27"	38.75"	50.50"	62.50"	76.25"
29"	40.75"	52.50"	66.25"	78.25"
31"	42.75"	54.50"	68.25"	
32.75"	44.75"	56.50"	70.25"	

Email [residential@electricmirror.com](mailto:residential@electricmirror.com) or call 888.368.1285 with your desired mirror style, technology, and size for a custom quote.





Extraordinary





# NEW PRODUCTS



































# Hotel luxury for the Home™

## TECHNOLOGY

- 156 Lighted Mirror Technology
- 158 Mirror Technology
- 160 LED Lighting Technology
- 162 Dimming Technology
- 164 Keen Technology
- 166 Ava Technology



# Lighted Mirror Technology

From mirrors made specifically for bathrooms, to vanishing mirrors engineered to optimize mirror technology, our mirror transcends all expectations.



## BACK-LIT MIRROR WITH TASK LIGHTING

Designed to maximize direct, forward-facing illumination, this style is ideal for precision tasks such as makeup application and shaving. The fixture includes a white powder-coated chassis for a finished side view, with LED lights that are installed on the interior, directing light forward through the frosted areas of the mirror surface. Back-lit mirrors with an enclosed chassis include the Aria™ (page 44); the Barcelona™ (page 46); the Bela™ (page 48); the Eternity™ (page 54), the Fusion™ (page 58), and the Integrity™ (page 60).



## BACK-LIT MIRROR WITH TASK LIGHTING AND WALL GLOW

With this style, the LEDs are installed with diffusers on the outside of the chassis for a finished side view, providing both forward-facing task lighting and a soft halo of light glowing around the perimeter of the mirror for added room ambiance. Since this style allows light to emanate from the sides, the forward-facing task lighting may be perceived as less bright than that of an enclosed chassis. Back-lit mirrors with both task lighting and wall glow include the Eyla™ (page 56); the Novo™ (page 62), the Silhouette™ (page 68), and the Trinity™ (page 70).



## BACK-LIT MIRROR WITH WALL GLOW ONLY

Maximizing the ethereal light radiating from the sides of the mirror, this style features an open chassis with wall glow only, emitting light from LEDs installed with diffusers on the outside of the chassis for a finished side view. This style is designed to provide beautiful ambient light that appears to be glowing from within the wall. The mirror with wall glow only is the Serenity™ (page 66).

## FRONT-LIT MIRRORS WITH DIRECTIONAL LIGHTING

Unlike our back-lit mirrors, these front-lit mirrors feature lights mounted with diffusers on the front of the mirror, creating a striking border of light along the inside edge of the frame. With a sleek profile and angled directional lighting, these mirrors provide brilliant facial illumination, creating fewer shadows and an impressively sharp reflection. The Brilliance™ (page 50) and Eminence™ (page 52) include both dimmable front lighting and dimmable ambient wall glow. The Radiance™ (page 64) includes dimmable front lighting only.



# Mirror Technology

From mirrors made specifically for bathrooms, to vanishing mirrors engineered to optimize mirror technology, our mirror transcends all expectations.

## NOT ALL MIRRORS ARE CREATED EQUAL

Mirror is normally the first thing to fail on a lighted mirror, so it's the most important thing to consider. Our mirrors are specifically created to protect against heat, humidity, corrosion and scratching to give you years of beautiful, clear, smooth, accurate and non-distorted reflection. At Electric Mirror, we conduct rigorous, ongoing testing to ensure this superior quality:

- Acid resistance test: Our mirror is submerged and soaked in a strong acid solution for 20 hours.
- Alkaline resistance test: Our mirror is submerged and soaked in strong alkaline solution for 20 hours.
- External CASS testing: Our mirror is subjected to four complete testing cycles totaling 480 hours via an independent third-party lab.
- Internal CASS testing: Electric Mirror conducts its own CASS chamber testing in house.
- Adhesives test: The adhesives we use are tested on our mirror in high temperature and high moisture conditions to ensure longevity.
- Mechanical shear test: Our mirror hangers are subjected to a 500 lbs. per square inch mechanical shear test to ensure they never separate from the mirror.



Electric Mirror's  
CASS Chamber



OmegaMirror from Electric Mirror



Typical Mirrors

## OMEGAMIRROR


OmegaMirror™, the only mirror engineered specifically for the bathroom, will help retain the beauty and extend the life of your mirror. OmegaMirror technology resists unsightly clouding, desilvering and black-spot corrosion caused by the high humidity and poor ventilation common in most bathrooms. OmegaMirror is a premium feature that comes standard at no additional cost on all lighted mirrors, mirrored cabinets, wardrobe mirrors, and fog-free mirrors from Electric Mirror.





### IRIS

Iris® mirror, used on our Eclipse™ TV Cover (page 126), offers stunning quality and an exceptional viewing experience. The display virtually vanishes when off, leaving only a subtle, faint outline of the display perimeter that may be noticeable up close. Ideal for bedrooms and living rooms, it's slightly darker than a typical mirror, and is best used with high-brightness TVs with greater than 2000 nits.



### SPECTRUM

Best suited for bathrooms that are not all white or overly bright, Spectrum™ is excellent for makeup application and preparing for the day. Spectrum mirrors have a highly reflective mirror surface and provide a good TV image when turned on. When the TV is off, the screen area is camouflaged, leaving only a light gray image where the TV is located. For maximum TV clarity in all-white, or brightly lit bathrooms, see our B-Series technology below.



### B-SERIES

Ideal for all-white or brightly colored bathrooms, B-Series™ is a custom option that provides a crisp, clear viewing experience with reduced glare. B-Series mirrors have a highly reflective mirror surface everywhere except the TV viewing area. When the TV is off, the TV screen area is black. When the TV is on, the screen area displays an impressively bright TV image.

# LED Lighting Technology

Understanding some of the finer points of LED lighting will help you recognize why our LEDs lead the industry.




## THE HIGHEST LED STANDARD

Our products feature LED light engines that raise the bar on quality, color, and brightness. With a longer effective lifespan, lower energy consumption, and less environmental impact, they offer beautiful, natural looking light with superior performance.



### THE BEST COLOR TEMPERATURE

Color temperature, measured on a Kelvin (K) scale, is often an aesthetic choice. Since we know a bright, warm color is generally most flattering, we designed our mirrors with the standard light temperature of 3000K. If you want the ability to alternate between a range of LED colors, we offer our exclusive Ava™ technology (page 166), available in many of our lighted mirror products.

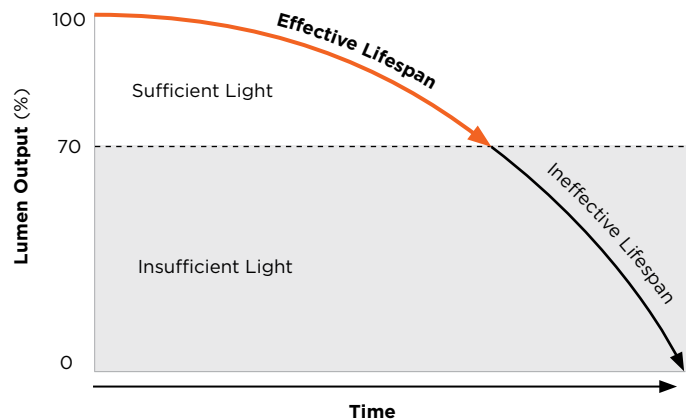


### THE MOST ACCURATE LIGHT

The Color Rendering Index (CRI) is a measurement scale of how accurately a light source reflects true colors, and is expressed in a range from 0 to 100. A higher CRI indicates a more accurate color reflection. While most LED-lighted mirrors have CRIs of 80 or lower, ours boast CRIs of 90+, creating the most natural-looking color available.

### THE GREATEST EFFECTIVE ILLUMINATION

Since lumen output diminishes over time, and anything less than 70% is considered insufficient, it's important to choose lighted mirrors with dependable, long-lasting LEDs. We select LEDs with a calculated  $L_{70}$  52,000-hour lifespan, easily providing many years of the best light without compromise.





# Dimming Technology

Control your mirror's brightness and enhance your room ambiance with advanced dimming technology, available in lighted mirrors, mirrored cabinets, and wardrobe mirrors.



## DIMMABLE DRIVERS

Our lighted mirrors, mirrored cabinets, and wardrobe mirrors come standard with dimmable LED drivers or dimmable controls that allow you to adjust the lighting level to your preference. Start your day off energized with full brightness, relax and wind down in the evening with a more subdued lighting ambiance, or choose anything in between.

## DIMMING CONTROLS

Depending on the individual product, the LEDs can be dimmed by a forward-phase dimming switch, or one of our on-mirror dimming technologies, such as Keen™, Ava™, and Touch Dimming.

## KEEN DIMMING

Keen™ provides you with a rich, intelligent, and eco-friendly dimming experience with zero hassle. Read the complete story on Keen's features and benefits (page 164).

## AVA DIMMING

Ava™ offers dimming that's similar to Keen, plus the added ability to change the light colors from warm to cool — perfect for makeup application. Learn more about Ava (page 166).

## TOUCH DIMMING

The Brilliance™ (page 50) and Eminence™ (page 52) offer dimming that's similar to Keen, with the added ability to dim the wall glow separately from the front lights.

## DIMMING OPTIONS FOR LIGHTED MIRRORS AND WARDROBE MIRRORS

The standard dimming technology for these products is forward-phase dimming, which requires no special wiring other than a hot, neutral, and ground 120V/240V hardwire connection. The recommended forward-phase dimming switch is the Leviton IPL06-10Z (not included).

For simple, elegant touch-dimming in lighted mirrors, consider Ava—which also includes color-tuning—available with the Aria™ (page 44), Bela™ (page 48), Eternity™ (page 54), Fusion™ (page 58), and Integrity™ (page 60). For dimming without color-tuning, choose Keen, available with the Eyla™ (page 56) and Silhouette™ (page 68), or Touch Dimming, available with the Brilliance™ (page 50) and Eminence™ (page 52).



## DIMMING OPTIONS FOR MIRRORING CABINETS

The standard dimming control for the Ambiance™ Mirrored Cabinet (page 88) is forward-phase dimming. The recommended forward-phase dimming switch is the Leviton IPL06-10Z or Lutron DVCL-153P (not included).

For dimming that is seamlessly integrated into the mirrored cabinet, consider the Ascension™ (page 90), which comes standard with Touch Dimming, and requires no additional wiring other than a hot, neutral, and ground hardwire connection.



# Keen™ Technology

Bring the Eyla™ and Silhouette™ Lighted Mirrors to life with the beauty and functionality of Keen™, which offers dimming, eco-friendly technology, and Night Glow with a touch.



## THE RICHEST DIMMING EXPERIENCE

Keen's thoughtful design provides a complete range of light levels to satisfy your every lighting need. Plus, the innovative engineering makes interacting with Keen a luxurious experience:



- The intuitive interface is seamlessly integrated into the mirror, offering a sleek and beautiful design.
- Lighting initiates at full brightness and dims down and back up by touching and holding the Keen icon.
- Night Glow mode provides just enough lighting to safely guide you when the room is dark, and the Eye-Sensitivity Adjustment technology automatically reduces the light level as your eyes adjust to low light.

Keen is available as an upgrade in the Eyla™ lighted mirror (page 56) and Silhouette™ lighted mirror (page 68). Keen must be connected to earth ground in accordance with NEC code 250.20 (B). Improper ground can result in irregular function of the unit.





### **THE SMARTEST ECO-FRIENDLY TECHNOLOGY**


The intelligent sensor in Keen supports your commitment to the environment:

- It dims your lighted mirror after an hour of non-use, so you're helping the environment even when you forget to turn the lights down.
- Energy consumption is reduced on average by 60%, making a big impact automatically.

### **THE SIMPLEST SET UP**

Keen requires two wires plus a ground wire from an on/off switch to the mirror. You can also use a two-wire plus ground wire unswitched connection to the mirror to control the lights directly through the on-mirror interface. Keen must be connected to earth ground in accordance with NEC code 250.20 (B). Improper ground can result in irregular function of the unit.

### **THE EASIEST OPERATION**



Tap to cycle through On, Night Glow, and Off. Night Glow starts at 1.5% and slowly dims to 0.5% over 20 minutes.

Touch and hold to gradually change light between 100% and 10% brightness.

After one hour of non-use, Keen's Energy Save Mode automatically dims the lights to 10% brightness.

# Ava™ Technology

Ava™ takes task lighting to a beautiful new level, letting you change the LED light color and brightness level to make precise makeup application possible.



## 2,700K

Perfect for a sunset cruise, an intimate evening dinner, or a night at the theater.



## 4,600K

Excellent for an important boardroom meeting, a busy day on campus, or a quick get-together with friends for lunch.



## 6,500K

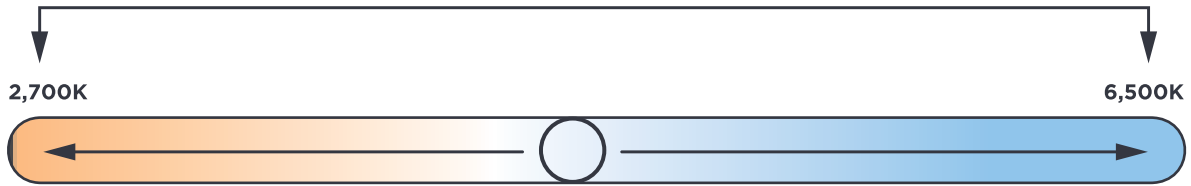
Ideal for a leisurely day at the pool, 18 holes at the local country club, or a relaxing cruise.



### THE IDEAL SETTINGS FOR YOUR SETTING

Ava gives you the confidence to look your best in any environment. The tunable LED lights let you select the color that best matches the environment you're preparing for — outdoors, indoors, or evening. And with integrated dimming that allows you to adjust the brightness of the lights, Ava can create almost any lighting condition you can imagine. Ava is available as an upgrade in the Aria™ (page 44), Bela™ (page 48), Eternity™ (page 54), Fusion™ (page 58), and Integrity™ (page 60) lighted mirrors.

## THE BEAUTY OF SIMPLE INTERACTION



Mirror first turns on at 2,700K at full brightness. Touch and hold the Ava button to change the light color from 2,700 to 6,500K.

For each color level, touch and hold to gradually change light between 100% and 10% brightness.

After one hour of non-use, Ava's Energy Save Mode automatically dims the lights to 10% brightness.

## THE BEAUTY OF SIMPLE SET-UP

Ava requires two wires plus a ground wire from an on/off switch to the mirror. You can also use a two-wire plus ground wire unswitched connection to the mirror to control the lights directly through the on-mirror interface. Ava must be connected to earth ground in accordance with NEC code 250.20 (B). Improper ground can result in irregular function of the unit.







# Hotel luxury for the Home™

## INFORMATION

- 170 Price Guide Index: Lighted Mirrors
- 172 Price Guide Index: Mirror TVs
- 173 Price Guide Index: Mirrored Cabinets
- 173 Price Guide Index: Makeup Mirrors
- 173 Price Guide Index: Wardrobe Mirrors
- 174 Price Guide Index: Fog-Free Mirrors
- 174 Price Guide Index: TV Covers
- 175 Mirror Cleaning and Care
- 176 Shipping and Handling
- 177 Terms and Conditions
- 178 Contact Us

# Price Guide Index

## Lighted Mirrors

Product	Model #	Size (w" x h" x d")	Price	In Stock	S&H	Technology	Page
Aria	ARI-2436	24 x 36 x 1.75	\$1,965	Yes	\$70	N/A	44
Aria	ARI-3636	36 x 36 x 1.75	\$2,160	Yes	\$140	N/A	44
Aria	ARI-4836	48 x 36 x 1.75	\$2,740	Yes	\$140	N/A	44
Aria	ARI-6036	60 x 36 x 1.75	\$2,855	No	\$210	N/A	44
Aria with Ava	ARI-2436-AE	24 x 36 x 1.75	\$2,045	Yes	\$70	Ava	44
Aria with Ava	ARI-3636-AE	36 x 36 x 1.75	\$2,390	Yes	\$140	Ava	44
Aria with Ava	ARI-4836-AE	48 x 36 x 1.75	\$2,880	Yes	\$140	Ava	44
Aria with Ava	ARI-6036-AE	60 x 36 x 1.75	\$2,990	No	\$210	Ava	44
Barcelona	BAR-3641	36.5 x 41.5 x 2.17	\$3,400	Yes	\$140	N/A	46
Bela	BEL-2442	24 x 42 x 1.75	\$1,950	Yes	\$140	N/A	48
Bela	BEL-3642	36 x 42 x 1.75	\$2,460	No	\$140	N/A	48
Bela with Ava	BEL-2442-AE	24 x 42 x 1.75	\$2,255	Yes	\$140	Ava	48
Bela with Ava	BEL-3642-AE	36 x 42 x 1.75	\$2,770	No	\$140	Ava	48
Brilliance	BRI-2436-01L	24 x 36 x 2.13	\$1,590	Yes	\$70	Touch Dimming	50
Brilliance	BRI-30-01L	30 diameter x 2.09	\$1,530	Yes	\$70	Touch Dimming	50
Brilliance	BRI-36-01L	36 diameter x 2.09	\$1,745	Yes	\$140	Touch Dimming	50
Eminence	EMN-2436-01L	24 x 36 x 2.76	\$1,760	Yes	\$70	Touch Dimming	52
Eminence	EMN-3042-01L	30 x 42 x 2.76	\$2,340	Yes	\$140	Touch Dimming	52
Eternity	ETE-2130	21 x 30 x 1.75	\$1,955	Yes	\$70	N/A	54
Eternity	ETE-30	30 diameter x 1.75	\$2,330	Yes	\$70	N/A	54
Eternity	ETE-36	36 diameter x 1.75	\$2,555	Yes	\$140	N/A	54
Eternity with Ava	ETE-2130-AE	21 x 30 x 1.75	\$2,100	Yes	\$70	Ava	54
Eternity with Ava	ETE-30-AE	30 diameter x 1.75	\$2,225	Yes	\$70	Ava	54
Eternity with Ava	ETE-36-AE	36 diameter x 1.75	\$2,430	Yes	\$140	Ava	54
Eyla	EYL-2436	24 x 36 x 1.75	\$2,230	Yes	\$70	N/A	56
Eyla	EYL-3636	36 x 36 x 1.75	\$2,460	No	\$140	N/A	56
Eyla	EYL-4836	48 x 36 x 1.75	\$3,125	No	\$140	N/A	56
Eyla	EYL-6036	60 x 36 x 1.75	\$3,255	No	\$210	N/A	56
Eyla with Keen	EYL-2436-KG	24 x 36 x 1.75	\$2,160	No	\$70	Keen	56
Eyla with Keen	EYL-3636-KG	36 x 36 x 1.75	\$2,630	No	\$140	Keen	56
Eyla with Keen	EYL-4836-KG	48 x 36 x 1.75	\$3,060	No	\$140	Keen	56
Eyla with Keen	EYL-6036-KG	60 x 36 x 1.75	\$3,195	No	\$210	Keen	56
Fusion	FUS-2428	24 x 28 x 1.75	\$1,650	No	\$70	N/A	58
Fusion	FUS-2436	24 x 36 x 1.75	\$1,770	Yes	\$70	N/A	58
Fusion	FUS-3636	36 x 36 x 1.75	\$1,940	Yes	\$140	N/A	58
Fusion	FUS-4836	48 x 36 x 1.75	\$2,235	No	\$140	N/A	58
Fusion	FUS-6036	60 x 36 x 1.75	\$2,305	No	\$210	N/A	58
Fusion with Ava	FUS-2428-AE	24 x 28 x 1.75	\$1,940	No	\$70	Ava	58
Fusion with Ava	FUS-2436-AE	24 x 36 x 1.75	\$2,050	Yes	\$70	Ava	58
Fusion with Ava	FUS-3636-AE	36 x 36 x 1.75	\$2,215	No	\$140	Ava	58
Fusion with Ava	FUS-4836-AE	48 x 36 x 1.75	\$2,515	Yes	\$140	Ava	58
Fusion with Ava	FUS-6036-AE	60 x 36 x 1.75	\$2,585	No	\$210	Ava	58
Integrity	INT-2436	24 x 36 x 1.75	\$1,900	Yes	\$70	N/A	60
Integrity	INT-3042	30 x 42 x 1.75	\$2,085	Yes	\$140	N/A	60
Integrity	INT-3636	36 x 36 x 1.75	\$2,095	Yes	\$140	N/A	60



Product	Model #	Size (w" x h" x d")	Price	In Stock	S&H	Technology	Page
Integrity	INT-3642	36 x 42 x 1.75	\$2,195	Yes	\$140	N/A	60
Integrity	INT-4236	42 x 36 x 1.75	\$2,195	Yes	\$140	N/A	60
Integrity	INT-4242	42 x 42 x 1.75	\$2,540	Yes	\$210	N/A	60
Integrity	INT-4836	48 x 36 x 1.75	\$2,610	Yes	\$140	N/A	60
Integrity	INT-5442	54 x 42 x 1.75	\$2,725	Yes	\$210	N/A	60
Integrity	INT-6036	60 x 36 x 1.75	\$2,725	Yes	\$210	N/A	60
Integrity	INT-6642	66 x 42 x 1.75	\$3,255	Yes	\$210	N/A	60
Integrity	INT-7242	72 x 42 x 1.75	\$3,310	Yes	\$210	N/A	60
Integrity with Ava	INT-2436-AE	24 x 36 x 1.75	\$1,940	Yes	\$70	Ava	60
Integrity with Ava	INT-3042-AE	30 x 42 x 1.75	\$2,265	Yes	\$140	Ava	60
Integrity with Ava	INT-3636-AE	36 x 36 x 1.75	\$2,275	Yes	\$140	Ava	60
Integrity with Ava	INT-3642-AE	36 x 42 x 1.75	\$2,370	Yes	\$140	Ava	60
Integrity with Ava	INT-4236-AE	42 x 36 x 1.75	\$2,370	Yes	\$140	Ava	60
Integrity with Ava	INT-4242-AE	42 x 42 x 1.75	\$2,505	Yes	\$210	Ava	60
Integrity with Ava	INT-4836-AE	48 x 36 x 1.75	\$2,575	Yes	\$140	Ava	60
Integrity with Ava	INT-5442-AE	54 x 42 x 1.75	\$2,790	Yes	\$210	Ava	60
Integrity with Ava	INT-6036-AE	60 x 36 x 1.75	\$2,790	Yes	\$210	Ava	60
Integrity with Ava	INT-6642-AE	66 x 42 x 1.75	\$2,985	Yes	\$210	Ava	60
Integrity with Ava	INT-7242-AE	72 x 42 x 1.75	\$3,755	Yes	\$210	Ava	60
Novo	NOV-2436	24 x 36 x 1.75	\$1,660	Yes	\$70	N/A	62
Novo	NOV-3636	36 x 36 x 1.75	\$1,755	Yes	\$140	N/A	62
Novo	NOV-4836	48 x 36 x 1.75	\$1,960	No	\$140	N/A	62
Radiance - Silver	RADP-2334-03A	23 x 34.75 x 1.88	\$2,055	Yes	\$70	N/A	64
Radiance - Silver	RADP-3434-03A	34.75 x 34.75 x 1.88	\$2,170	Yes	\$70	N/A	64
Radiance - Silver	RADP-4634-03A	46.75 x 34.75 x 1.88	\$2,350	Yes	\$140	N/A	64
Radiance - Silver	RADP-5834-03A	58.50 x 34.75 x 1.88	\$2,525	Yes	\$210	N/A	64
Radiance - Black	RADP-2334-05A	23 x 34.75 x 2	\$2,055	Yes	\$70	N/A	64
Radiance - Black	RADP-3434-05A	34.75 x 34.75 x 1.88	\$2,170	Yes	\$70	N/A	64
Radiance - Black	RADP-4634-05A	46.75 x 34.75 x 1.88	\$2,350	Yes	\$140	N/A	64
Radiance - Black	RADP-5834-05A	58.50 x 34.75 x 1.88	\$2,525	Yes	\$210	N/A	64
Serenity	SER-2436	24 x 36 x 1.75	\$1,925	Yes	\$70	N/A	66
Serenity	SER-3636	36 x 36 x 1.75	\$2,085	Yes	\$140	N/A	66
Serenity	SER-4836	48 x 36 x 1.75	\$2,555	Yes	\$140	N/A	66
Serenity	SER-6036	60 x 36 x 1.75	\$2,700	Yes	\$210	N/A	66
Silhouette	SIL-2436	24 x 36 x 1.75	\$2,110	Yes	\$70	N/A	68
Silhouette	SIL-3042	30 x 42 x 1.75	\$2,325	Yes	\$140	N/A	68
Silhouette	SIL-3636	36 x 36 x 1.75	\$2,295	Yes	\$140	N/A	68
Silhouette	SIL-4242	42 x 42 x 1.75	\$2,740	Yes	\$210	N/A	68
Silhouette	SIL-4836	48 x 36 x 1.75	\$2,820	Yes	\$140	N/A	68
Silhouette	SIL-5442	54 x 42 x 1.75	\$3,000	Yes	\$210	N/A	68
Silhouette	SIL-6036	60 x 36 x 1.75	\$2,990	Yes	\$210	N/A	68
Silhouette	SIL-6642	66 x 42 x 1.75	\$3,345	Yes	\$210	N/A	68
Silhouette with Keen	SIL-2436-KG	24 x 36 x 1.75	\$2,040	Yes	\$70	Keen	68
Silhouette with Keen	SIL-3042-KG	30 x 42 x 1.75	\$2,495	Yes	\$140	Keen	68
Silhouette with Keen	SIL-3636-KG	36 x 36 x 1.75	\$2,465	Yes	\$140	Keen	68
Silhouette with Keen	SIL-4242-KG	42 x 42 x 1.75	\$2,680	Yes	\$210	Keen	68

## Lighted Mirrors (cont.)

Product	Model #	Size (w" x h" x d")	Price	In Stock	S&H	Technology	Page
Silhouette with Keen	SIL-4836-KG	48 x 36 x 1.75	\$2,760	Yes	\$140	Keen	68
Silhouette with Keen	SIL-5442-KG	54 x 42 x 1.75	\$2,940	Yes	\$210	Keen	68
Silhouette with Keen	SIL-6036-KG	60 x 36 x 1.75	\$2,930	Yes	\$210	Keen	68
Silhouette with Keen	SIL-6642-KG	66 x 42 x 1.75	\$3,285	Yes	\$210	Keen	68
Trinity	TRI-30	30 diameter x 1.75	\$1,990	Yes	\$70	N/A	70

## Mirror TVs

Product	Model #	Size (w" x h" x d")	Price	In Stock	S&H	Technology	Page
Fusion with 15.6" TV	FUS-156-AV-3042	30 x 42 x 1.75	\$5,095	No	\$140	15.6" TV	76
Fusion with 15.6" TV	FUS-156-AV-3642	36 x 42 x 1.75	\$5,280	No	\$140	15.6" TV	76
Fusion with 15.6" TV	FUS-156-AV-4842	48 x 42 x 1.75	\$5,435	No	\$210	15.6" TV	76
Fusion with 15.6" TV	FUS-156-AV-6042	60 x 42 x 1.75	\$5,665	No	\$210	15.6" TV	76
Fusion with 21.5" TV	FUS-215-AV-3642	36 x 42 x 1.75	\$6,870	No	\$140	21.5" TV	76
Fusion with 21.5" TV	FUS-215-AV-4842	48 x 42 x 1.75	\$7,055	No	\$210	21.5" TV	76
Fusion with 21.5" TV	FUS-215-AV-6042	60 x 42 x 1.75	\$7,325	No	\$210	21.5" TV	76
Integrity with 15.6" TV	INT-156-AV-3642	36 x 42 x 1.75	\$5,335	No	\$140	15.6" TV	78
Integrity with 15.6" TV	INT-156-AV-4242	42 x 42 x 1.75	\$5,400	No	\$210	15.6" TV	78
Integrity with 15.6" TV	INT-156-AV-4842	48 x 42 x 1.75	\$5,610	No	\$210	15.6" TV	78
Integrity with 15.6" TV	INT-156-AV-5442	54 x 42 x 1.75	\$5,665	No	\$210	15.6" TV	78
Integrity with 15.6" TV	INT-156-AV-6042	60 x 42 x 1.75	\$5,840	No	\$210	15.6" TV	78
Integrity with 15.6" TV	INT-156-AV-6642	66 x 42 x 1.75	\$5,950	No	\$210	15.6" TV	78
Integrity with 21.5" TV	INT-215-AV-3642	36 x 42 x 1.75	\$5,870	No	\$140	21.5" TV	78
Integrity with 21.5" TV	INT-215-AV-4242	42 x 42 x 1.75	\$5,930	No	\$210	21.5" TV	78
Integrity with 21.5" TV	INT-215-AV-4842	48 x 42 x 1.75	\$6,150	No	\$210	21.5" TV	78
Integrity with 21.5" TV	INT-215-AV-5442	54 x 42 x 1.75	\$6,200	No	\$210	21.5" TV	78
Integrity with 21.5" TV	INT-215-AV-6042	60 x 42 x 1.75	\$6,375	No	\$210	21.5" TV	78
Integrity with 21.5" TV	INT-215-AV-6642	66 x 42 x 1.75	\$6,485	No	\$210	21.5" TV	78
Loft with 15.6" TV	LOF-156-AV-3040	30 x 40 x 1.75	\$4,435	No	\$140	15.6" TV	80
Loft with 15.6" TV	LOF-156-AV-4040	40 x 40 x 1.75	\$4,500	No	\$210	15.6" TV	80
Loft with 15.6" TV	LOF-156-AV-5040	50 x 40 x 1.75	\$4,585	No	\$210	15.6" TV	80
Loft with 15.6" TV	LOF-156-AV-6040	60 x 40 x 1.75	\$4,710	No	\$210	15.6" TV	80
Loft with 21.5" TV	LOF-215-AV-3040	30 x 40 x 1.75	\$4,995	No	\$140	21.5" TV	80
Loft with 21.5" TV	LOF-215-AV-4040	40 x 40 x 1.75	\$5,060	No	\$210	21.5" TV	80
Loft with 21.5" TV	LOF-215-AV-5040	50 x 40 x 1.75	\$5,140	No	\$210	21.5" TV	80
Loft with 21.5" TV	LOF-215-AV-6040	60 x 40 x 1.75	\$5,270	No	\$210	21.5" TV	80
Silhouette with 15.6" TV	SIL-156-AV-3642	36 x 42 x 1.75	\$5,500	No	\$140	15.6" TV	82
Silhouette with 15.6" TV	SIL-156-AV-4242	42 x 42 x 1.75	\$5,545	No	\$210	15.6" TV	82
Silhouette with 15.6" TV	SIL-156-AV-4842	48 x 42 x 1.75	\$5,795	No	\$210	15.6" TV	82
Silhouette with 15.6" TV	SIL-156-AV-5442	54 x 42 x 1.75	\$5,885	No	\$210	15.6" TV	82
Silhouette with 15.6" TV	SIL-156-AV-6042	60 x 42 x 1.75	\$6,035	No	\$210	15.6" TV	82
Silhouette with 15.6" TV	SIL-156-AV-6642	66 x 42 x 1.75	\$6,125	No	\$210	15.6" TV	82
Silhouette with 21.5" TV	SIL-215-AV-3642	36 x 42 x 1.75	\$6,040	No	\$140	21.5" TV	82
Silhouette with 21.5" TV	SIL-215-AV-4242	42 x 42 x 1.75	\$6,090	No	\$210	21.5" TV	82
Silhouette with 21.5" TV	SIL-215-AV-4842	48 x 42 x 1.75	\$6,335	No	\$210	21.5" TV	82
Silhouette with 21.5" TV	SIL-215-AV-5442	54 x 42 x 1.75	\$6,430	No	\$210	21.5" TV	82
Silhouette with 21.5" TV	SIL-215-AV-6042	60 x 42 x 1.75	\$6,565	No	\$210	21.5" TV	82
Silhouette with 21.5" TV	SIL-215-AV-6642	66 x 42 x 1.75	\$6,655	No	\$210	21.5" TV	82

## Mirrored Cabinets

Product	Model #	Hinge	Size (w" x h" x d")	Price	In Stock	S&H	Technology	Page
Ambiance	AMB-2330-LT	Left	23.25 x 30 x 4.65	\$2,065	Yes	\$70	Defogger	88
Ambiance	AMB-2330-RT	Right	23.25 x 30 x 4.65	\$2,065	Yes	\$70	Defogger	88
Ambiance	AMB-2340-LT	Left	23.25 x 40 x 4.65	\$2,255	Yes	\$140	Defogger	88
Ambiance	AMB-2340-RT	Right	23.25 x 40 x 4.65	\$2,255	Yes	\$140	Defogger	88
Ascension	ASC-2330-TD-LT	Left	23.25 x 30 x 4.65	\$2,195	Yes	\$70	Defogger, Touch Dimming	90
Ascension	ASC-2330-TD-RT	Right	23.25 x 30 x 4.65	\$2,195	Yes	\$70	Defogger, Touch Dimming	90
Ascension	ASC-2336-TD-LT	Left	23.25 x 36 x 4.65	\$2,270	Yes	\$70	Defogger, Touch Dimming	90
Ascension	ASC-2336-TD-RT	Right	23.25 x 36 x 4.65	\$2,270	Yes	\$70	Defogger, Touch Dimming	90
Ascension	ASC-2340-TD-LT	Left	23.25 x 40 x 4.65	\$2,405	Yes	\$140	Defogger, Touch Dimming	90
Ascension	ASC-2340-TD-RT	Right	23.25 x 40 x 4.65	\$2,405	Yes	\$140	Defogger, Touch Dimming	90
Simplicity	SIM-2340-LT	Left	23.25 x 40 x 4.65	\$1,645	Yes	\$140	N/A	92
Simplicity	SIM-2340-RT	Right	23.25 x 40 x 4.65	\$1,645	Yes	\$140	N/A	92

## Makeup Mirrors

Product	Model #	Finish	Size (w" x h")	Price	In Stock	S&H	Mount Type	Page
Blush	MM-BLU-WM-BS	Brushed Stainless	9.84 diameter	\$385	Yes	\$12	Wall Mount	98
Blush	MM-BLU-WM-MB	Matte Black	9.84 diameter	\$515	Yes	\$12	Wall Mount	98
Blush	MM-BLU-WM-PS	Polished Stainless	9.84 diameter	\$385	Yes	\$12	Wall Mount	98
Charm	MM-CHR-WM-CH	Polished Chrome	7.91 diameter	\$460	Yes	\$12	Wall Mount	100
Contour	MM-CON-WM-PS	Polished Stainless	5.2 x 8.35	\$260	Yes	\$12	Wall Mount	102
Elixir	MM-ELX-WM-BS	Brushed Stainless	8 x 8	\$475	Yes	\$12	Wall Mount	104
Elixir	MM-ELX-WM-MB	Matte Black	8 x 8	\$595	Yes	\$12	Wall Mount	104
Elixir	MM-ELX-WM-PS	Polished Stainless	8 x 8	\$485	Yes	\$12	Wall Mount	104
Glamour	MM-GLA-WM-MB	Matte Black	7.93 diameter	\$450	Yes	\$12	Wall Mount	106

## Wardrobe Mirrors

Product	Model #	Size (w" x h" x d")	Price	In Stock	S&H	Technology	Page
Fusion	FUS-2660	26 x 60 x 1.75	\$2,485	Yes	\$210	N/A	112
Fusion with Ava	FUS-2660-AE	26 x 60 x 1.75	\$2,505	Yes	\$210	Ava	112
Integrity	INT-2660	26 x 60 x 1.75	\$2,540	No	\$210	N/A	114
Integrity with Ava	INT-2660-AE	26 x 60 x 1.75	\$2,615	No	\$210	Ava	114



## Fog-Free Mirrors

Product	Model #	Size (w" x h" x d")	Price	In Stock	S&H	Technology	Page
Acclaim	ISF-1111	11.75 x 11.75 x 2.85	\$2,370	Yes	\$12	Defogger	120
Acclaim	ISF-1123	11.75 x 23.75 x 2.85	\$2,510	Yes	\$70	Defogger	120
Acclaim with Down Light	ISF-1228-DL	12 x 28 x 4.25	\$2,845	Yes	\$70	Defogger, Downlight	120
Aqua	INS-1111	11.75 x 11.75 x 0.25	\$640	Yes	\$12	Defogger	122
Aqua	INS-1123	11.75 x 23.75 x 0.25	\$750	Yes	\$70	Defogger	122

## TV Covers

Product	Model #	Size (w" x h")	Fits TV Size	Price*	In Stock	S&H	Finish	Page
Eclipse	TVC-32	34.5" x 22.5"	32"	\$1,295	Yes	\$140	Iris® glass; black frame	128
Eclipse	TVC-43	43.5" x 27.5"	40" - 43"	\$1,470	Yes	\$140	Iris® glass; black frame	128
Eclipse	TVC-55	54" x 33.25"	48" - 55"	\$1,745	Yes	\$210	Iris® glass; black frame	128
Eclipse	TVC-65	62.75" x 38.25"	58" - 65"	\$1,985	Yes	\$210	Iris® glass; black frame	128
Eclipse	TVC-75	71.25" x 43.25"	75"	\$2,240	Yes	\$210	Iris® glass; black frame	128

# Mirror Cleaning and Care

Combine these mirror cleaning and care tips with Electric Mirror's OmegaMirror™ to ensure optimal performance from your long-lasting mirror.



## **USE THE RIGHT CLEANER.**

The best cleaner for mirrors is clean, warm water used with a soft, lint-free cloth. If using a commercial glass or mirror cleaner, be sure to use one that does not contain ammonia or vinegar, as that can cause corrosion or desilvering. Do not use Windex.

## **SPRAY THE CLOTH, NOT THE MIRROR.**

Avoid spraying water or cleaner directly onto the mirror. Spraying can cause liquid to pool at the bottom edge of the mirror, increasing the chance the mirror could corrode. Instead, apply the cleaner to a soft cloth and then wipe the mirror.

## **DRY THE MIRROR COMPLETELY.**

Be sure to dry all joints and edges thoroughly and be careful not to allow water or cleaner to pool along the edges of the mirror. Wet edges over time is the number one cause for corrosion and desilvering at the lower edge of a mirror.

## **BE CAREFUL WITH THE EDGES OF THE MIRROR.**

Because the mirror is fragile and can chip at the corner, be careful not to touch the edges or corners of the mirror against a hard surface such as tile. Use the provided corner protectors when setting the mirror down before and during installation.

## **PROTECT THE MIRROR'S CENTER SURFACE AREA.**

Do not rest the mirror on an abrasive, or uneven surface. Place the mirror on a soft surface such as carpet or a towel before and during installation.

Please be advised that failure to comply with these instructions may result in damage to the mirror that will void the warranty.

# Shipping and Handling

Mirrors are one of the most fragile products in the world to ship. From the way the mirror is packaged to the delivery carriers we choose, we're committed to ensuring the mirror arrives safely and in perfect condition.

## SHIPPING PRICING

NOTE: Shipping prices are for shipments to the contiguous U.S. only. For shipments to Alaska, Hawaii, and countries outside the U.S. contact Electric Mirror for a freight estimate. To determine the contiguous U.S. shipping cost, find the specified sizes for each product in the Price Guide Index (pages 170-174). The shipping and handling fee (S&H) listed is for a quantity of one. For two or more extra small and/or small mirrors, add the individual shipping and handling fees together. For two medium and/or large mirrors shipped to the contiguous U.S., freight is a flat \$250. For three or more medium and/or large mirrors shipped to the contiguous U.S., freight is free (see below). Note: combo shipping pricing does not apply to mirrored cabinets.

	<b>XS</b> <i>Extra Small</i>	<b>S</b> <i>Small</i>	<b>M</b> <i>Medium</i>	<b>L</b> <i>Large</i>
<b>Contiguous U.S.</b>	\$12	\$70	\$140	\$210

## FREE FREIGHT ALLOWED

For deliveries to the contiguous U.S. only, when three or more medium and/or large mirrors are ordered the freight is free (mirrored cabinets do not qualify). The mirrors must ship together to the same address. Electric Mirror reserves the right of final discretion on all orders with Free Freight Allowed (FFA). For shipments of three or more mirrors to Alaska, Hawaii and countries outside the U.S., contact Electric Mirror for a freight estimate.

## DROP SHIP FEE

The shipping prices listed for each product assume shipping to a dealer's loading dock. To ship to a different address, such as direct to a residence, a drop ship fee must be added for each shipment. For a drop shipment with multiple products, a single fee for the largest size will apply. The drop ship fee will still apply for orders that qualify for FFA.

<b>XS</b> <i>Extra Small</i>	<b>S</b> <i>Small</i>	<b>M</b> <i>Medium</i>	<b>L</b> <i>Large</i>
+\$10	+\$55	+\$125	+\$175

## SHIPPING DAMAGE POLICY

We recommend the packaging and product is thoroughly inspected as soon as it arrives at the first destination: either the dealer (in most cases), or the residence (if drop shipping was added). If any damage has occurred during shipping, it must be reported within 15 business days of receipt of shipment. You must take photos of the damaged packaging and product; do not install the product before taking photos. Then, contact Customer Support at residential@electricmirror.com or 888.368.1285 and a Claims Information Form (CIF) will be provided. The CIF must be completed and emailed back within three business days; failure to do so will result in forfeiture of any claim.

If a third-party carrier was used for shipping, please direct freight claims submission or questions to the third-party carrier.



# Terms and Conditions

All pricing, terms, and conditions apply to the most current Electric Mirror Retail Price Guide. Pricing and product availability are subject to change without notice. Updated price lists supersede all other price lists.

## **LEAD TIME**

The typical lead time for standard in-stock items is one week\*, or four to six weeks for standard items not in stock. The lead time for custom items is eight to ten weeks.

## **PRODUCT REPRESENTATION**

Some product images in this book may not depict an exact representation of the product's design, size, or lighting output.

## **SHIPPING**

FOB Destination. See page 176 for Shipping and Handling Information. Freight rates are subject to change without notice. Electric Mirror reserves the right to determine the size category applicable to any particular order.

## **RETURN POLICY**

All stock products that have been kept in the original packaging and are in undamaged and saleable condition may be returned to Electric Mirror within 90 days of delivery for a credit based on the original invoice, less a 25% restocking fee and the original freight costs. All returns must first be approved by Electric Mirror, and include a Return Material Authorization number (RMA#) on the return package. For questions, contact Customer Support at [residential@electricmirror.com](mailto:residential@electricmirror.com) or 888.368.1285.

## **STORAGE CHARGE**

Storage charges will be assessed on all products that are ready to ship but are being held at your request.

## **SHIPPING DAMAGE POLICY**

Electric Mirror will replace any of its products damaged in transit if notified within 15 business days of receiving shipment if shipment was through one of Electric Mirror's own carriers. Notification of damaged goods must include a description of the damaged goods, as well as pictures that show the damage in the packaging. Thoroughly inspect the packaging and product as soon as it arrives. You must not install the product before taking photos of the damage. See page 176 for additional information.

## **WARRANTY**

For complete warranty terms, conditions, and details, go to [electricmirror.com/warranty](http://electricmirror.com/warranty).

## **CLAIMS**

Claims under the Electric Mirror warranty should be made through the dealer. After the dealer contacts Electric Mirror and receives an RMA#, you must promptly return the product, at your expense, to Electric Mirror after receiving instructions as to when and where to ship the product.

\*High demand may lead to temporary delays of in-stock items.

# Contact Us

## SALES QUESTIONS

For sales questions, custom quotes, and general information, contact Residential Sales at: **residential@electricmirror.com**  
**888.368.1285**

## PURCHASE ORDERS

Electric Mirror dealers may submit new purchase orders to:  
**ro@electricmirror.com**

## SHIPPING DATE

Electric Mirror dealers may confirm estimated shipping dates of an open order at:  
**electricmirror.com/find-shipping-date**  
**888.368.1285**

## SHIPPING DAMAGE

If a product arrives with shipping damage, contact Customer Support within 15 business days of delivery at:  
**residential@electricmirror.com**  
**888.368.1285**

*See additional information on page 176.*

## PRODUCT RETURNS

All returns require a Return Materials Authorization number. Contact Customer Support at:  
**residential@electricmirror.com**  
**888.368.1285**

*See additional information on page 177.*

## CUSTOMER SUPPORT

If a problem arises with an order after it ships, such as installation or lighting questions, contact Customer Support at:  
**residential@electricmirror.com**  
**888.368.1285**

## QUICK REFERENCE

Sales Questions	<b>residential@electricmirror.com</b>	<b>888.368.1285</b>
Purchase Orders	<b>ro@electricmirror.com</b>	--
Shipping Date	<b>electricmirror.com/find-shipping-date</b>	<b>888.368.1285</b>
Shipping Damage	<b>residential@electricmirror.com</b>	<b>888.368.1285</b>
Product Returns	<b>residential@electricmirror.com</b>	<b>888.368.1285</b>
Customer Support	<b>residential@electricmirror.com</b>	<b>888.368.1285</b>