





NHSGA SSI 2019

Team Results

May 17, 2019

Page: 1
Printed: 5/18/2019 11:50:22 AM

Women / 10
Session: 1

Rank	Gym	Team	Score				
1	NJ	*	149.278	37.250 1	37.075 2	37.253 1	37.700 3
2	MA	*	149.175	36.800 2	37.175 1	36.950 2	38.250 1
3	IL	*	145.120	36.450 3	35.800 3	34.775 3	38.095 2
4	CT	*	140.550	34.725 6	35.175 4	33.900 4	36.750 4
5	TX	*	138.275	35.125 5	33.875 5	33.275 5	36.000 6
6	WA	*	131.805	35.450 4	28.880 7	31.450 6	36.025 5
7	WI	*	131.125	34.700 7	29.650 6	30.925 7	35.850 7
8	MI	*	119.200	31.375 8	27.300 8	28.925 8	31.600 8

13 states were represented but did not have enough scores for a Team score.