

Heart Tugs


Shaping Hearts with God's Word



A Preschool and Pre-K & K Family Resource

Triumphal Entry Issue

People Praise Jesus



A Read-to-Me Bible Story

from Mark 11:1-10

Jesus was coming to Jerusalem. He sent some of His helpers to get Him a young colt. Jesus' helpers put their coats on the colt. Jesus rode the colt into the city. This was a very special occasion.

Some people put their coats on the road on which Jesus was traveling. Other people cut branches from trees and put them on the roadway.

The people were very happy. They wanted Jesus to be their king. They shouted and said, "Praise God! Blessed is the one who comes in the name of the Lord!"

What did the people do for Jesus to show that this was a special occasion?

What did the people say?





Then and Now

(An action rhyme)




Then sweep a dirt floor;
(pretend to use a broom)
now vacuum a rug.
(pretend to push a sweeper)



Then roll out the mats;
(pretend rolling out rugs)
now dust off chairs.
(pretend dusting with a cloth)



Then light a lamp;
(pretend lighting a lamp)
now switch on a light.
(pretend turning on a switch)



Get ready for guests,
make things tidy
and bright.

Getting ready for a guest in Bible times was different than getting ready for guests today. Act out the rhyme above.

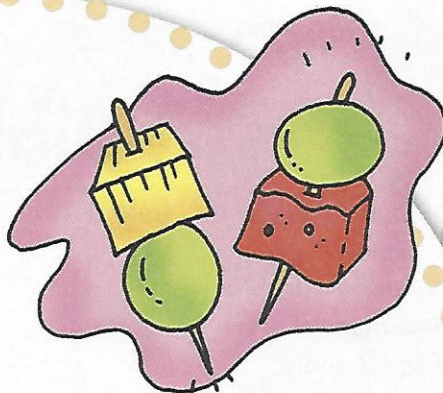
What would be fun about living in Bible times?

How do you get ready for guests?

A Welcome Treat

You will need

grapes
pineapple chunks
melon chunks
toothpicks
paper plates



What to do

1. Have an adult help you wash the grapes, drain the pineapple chunks, and cut up melon chunks.
2. Put two pieces of fruit on each toothpick. Place two or three of the fruit skewers on each paper plate.
3. Gather your family members or invite a friend to your house. Take turns being the "special guest" and serve the fruit treats to one another.




Fancy Napkins

Prepare fancy napkins to go with your welcome treat. Fold napkins as instructed below. Put a napkin at each person's place at the table.

1. Fold a paper napkin back and forth, like a pleated fan.
2. Use a piece of tape to secure a strip of construction paper around the bottom part of the napkin.
3. Decorate the napkin ring with stickers.

**Tell your family and friends that
Jesus is the most special guest of all!**



Family Talk

How many times have you heard the saying, "Your actions speak

louder than words?" This is a very true statement in parenting. How many of us have stated something and thought, "Oh my, I sound like my mother"? Our children learn more by absorbing our lifestyles as parents than by listening to what we say they should do. That fact places a high priority on what our children should be imitating!

One goal parents should work toward is to influence their children to praise Jesus with their lives. Be encouraged to model a life that is centered on Christ so that your children will also praise Him with their whole beings.

Daily Talks with God

Use these thoughts at mealtimes, bedtimes, or other times when you pray with your child this week.

Thank You, God, for Jesus.

Praise the Lord! Jesus is the Son of God!

Thank You, Jesus, for being my king!

Bible Memory FUN

John 20:31


Find this verse in a family Bible. On a card, write the Bible verse and position it on the dashboard of your car. Create fun ways of

saying the Bible verse while traveling together.

This week, help your child remember:

We can praise Jesus.

Family Fun...



Act It Out. Many people waved palm branches and laid them on the road as Jesus entered Jerusalem. Encourage your children to act out the triumphal entry. Cut paper palm branches, construct a road with blocks, and have someone pretend to be Jesus. Imagine what it was like to meet Jesus along the road and wave your palm branches. Take time to thank God for Jesus.

Articles by
Wendy Wagoner

