



**Bakersfield Elementary
Teachers Association**

2019-2020 Administration/Site Climate Survey

Orozco Area

College Heights

Compton

Garza

Harding

Longfellow

Mt. Vernon

Noble

Owens Intermediate

Owens Primary

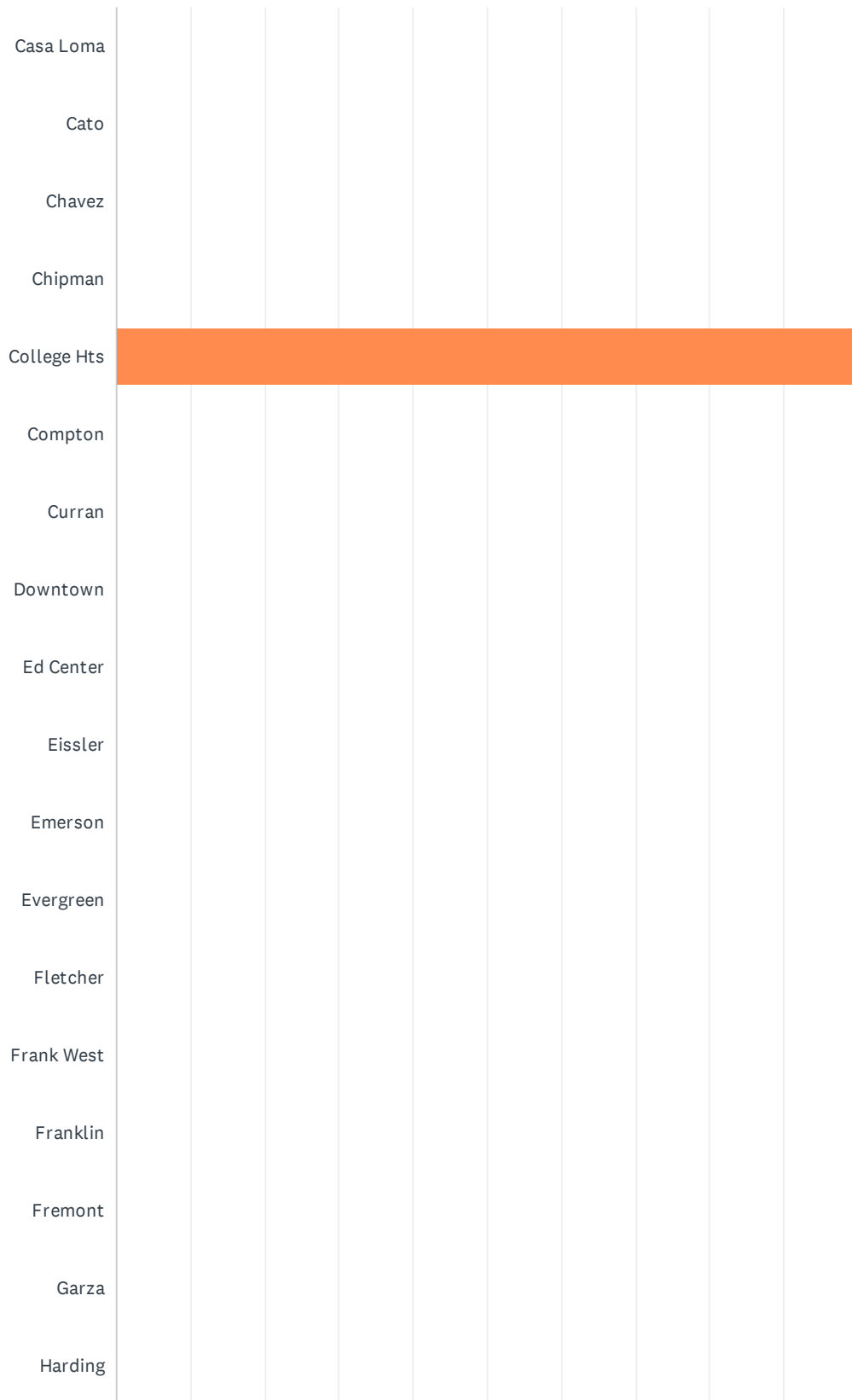
Pioneer

Sierra

Washington

Q1 School Site (If you work at multiple sites choose your home site OR complete a survey for each site at which you spend significant time.)

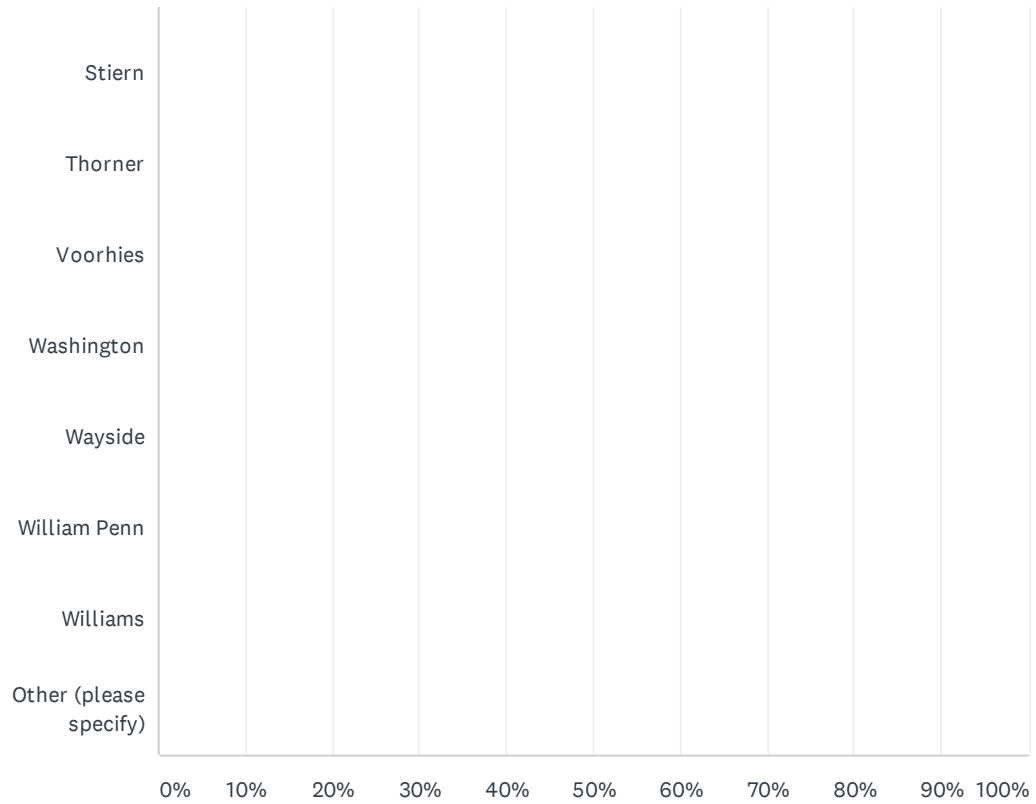
Answered: 19 Skipped: 0



2019-2020 BETA Administration/Site Climate Survey

Harris										
Horace Mann										
Hort										
Jefferson										
Longfellow										
McKinley										
Mt.Vernon										
Munsey										
Nichols										
Noble										
Nurses										
Owens Intermediate										
Owens Primary										
Pauly										
Pioneer										
Rafer Johnson										
Roosevelt										
Sequoia										
Sierra										
Special Ed Office										
Stella Hills										

2019-2020 BETA Administration/Site Climate Survey



2019-2020 BETA Administration/Site Climate Survey

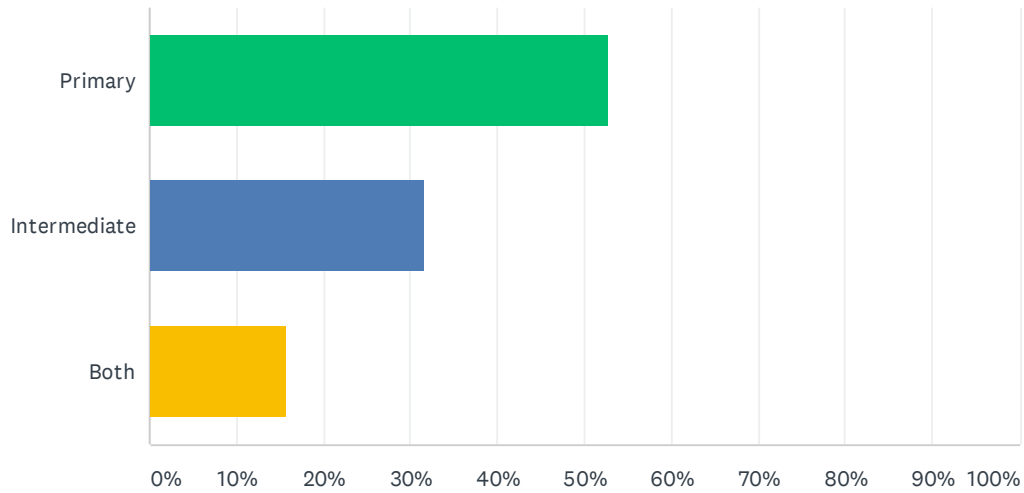
ANSWER CHOICES	RESPONSES	
Casa Loma	0.00%	0
Cato	0.00%	0
Chavez	0.00%	0
Chipman	0.00%	0
College Hts	100.00%	19
Compton	0.00%	0
Curran	0.00%	0
Downtown	0.00%	0
Ed Center	0.00%	0
Eissler	0.00%	0
Emerson	0.00%	0
Evergreen	0.00%	0
Fletcher	0.00%	0
Frank West	0.00%	0
Franklin	0.00%	0
Fremont	0.00%	0
Garza	0.00%	0
Harding	0.00%	0
Harris	0.00%	0
Horace Mann	0.00%	0
Hort	0.00%	0
Jefferson	0.00%	0
Longfellow	0.00%	0
McKinley	0.00%	0
Mt.Vernon	0.00%	0
Munsey	0.00%	0
Nichols	0.00%	0
Noble	0.00%	0
Nurses	0.00%	0
Owens Intermediate	0.00%	0
Owens Primary	0.00%	0
Pauly	0.00%	0

2019-2020 BETA Administration/Site Climate Survey

Pioneer	0.00%	0
Rafer Johnson	0.00%	0
Roosevelt	0.00%	0
Sequoia	0.00%	0
Sierra	0.00%	0
Special Ed Office	0.00%	0
Stella Hills	0.00%	0
Stiern	0.00%	0
Thorner	0.00%	0
Voorhies	0.00%	0
Washington	0.00%	0
Wayside	0.00%	0
William Penn	0.00%	0
Williams	0.00%	0
Other (please specify)	0.00%	0
Total Respondents: 19		

Q2 Instructional Grade Level or Support Services

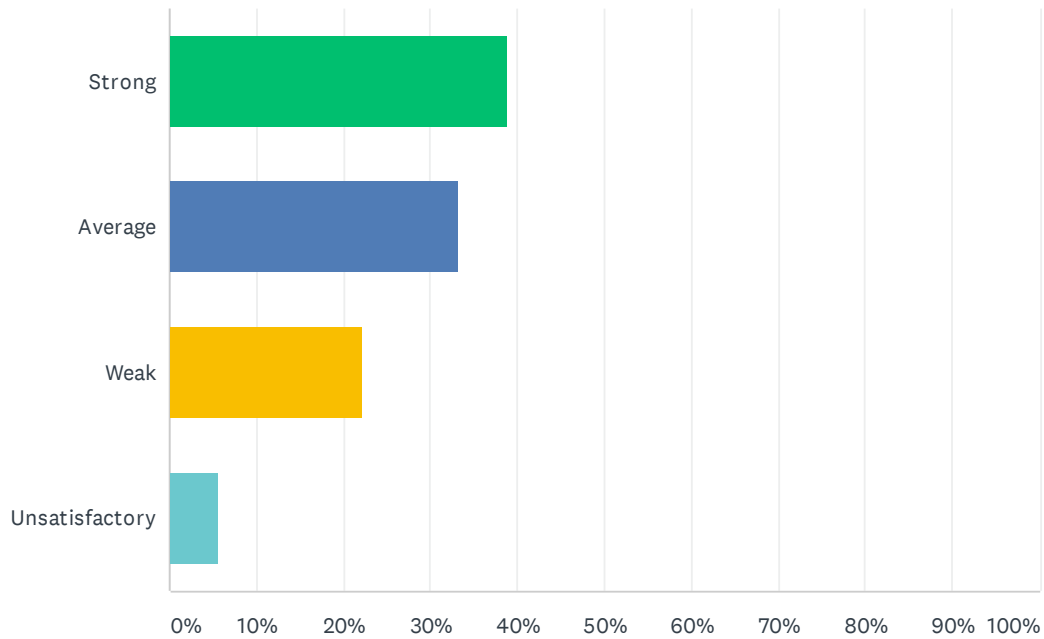
Answered: 19 Skipped: 0



ANSWER CHOICES	RESPONSES	
Primary	52.63%	10
Intermediate	31.58%	6
Both	15.79%	3
TOTAL		19

Q3 Site administration is sensitive to the needs of students, staff, and community.

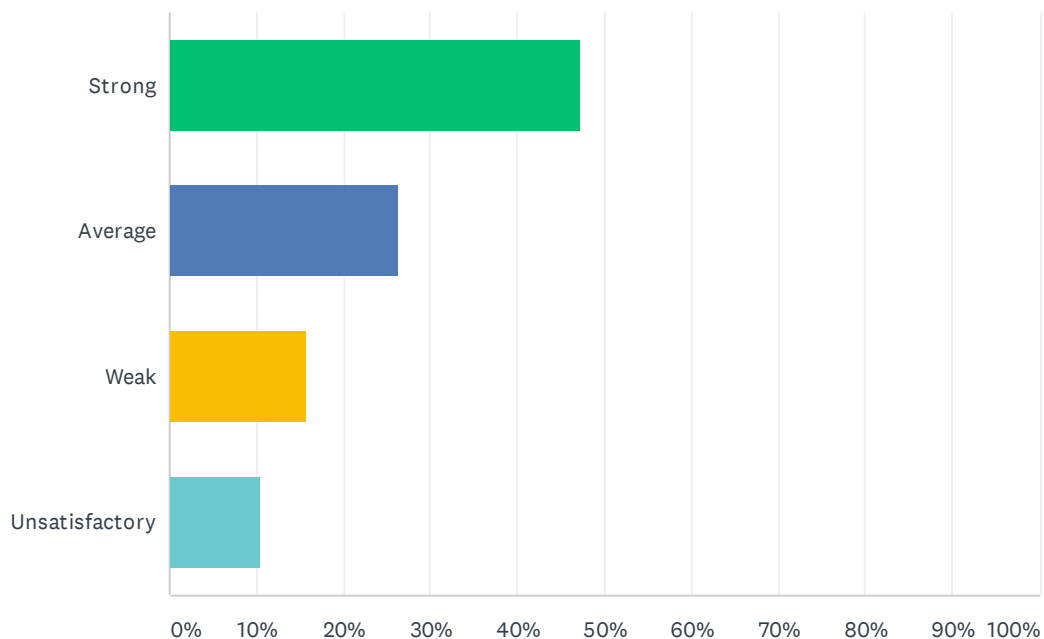
Answered: 18 Skipped: 1



ANSWER CHOICES	RESPONSES	
Strong	38.89%	7
Average	33.33%	6
Weak	22.22%	4
Unsatisfactory	5.56%	1
TOTAL		18

Q4 Site administration treats staff with respect; you feel like a valued member of a team

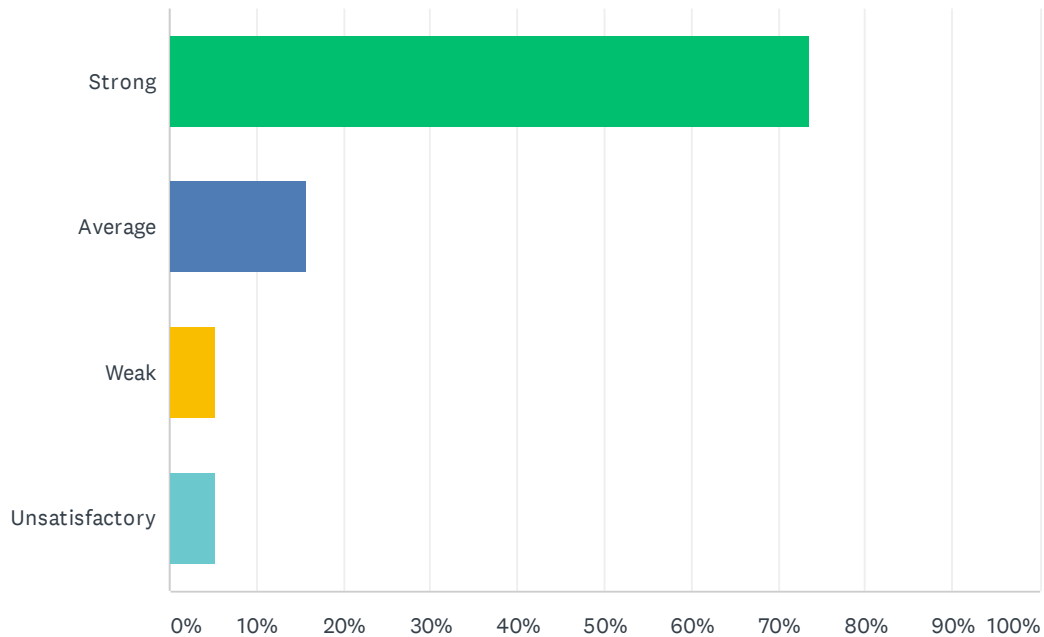
Answered: 19 Skipped: 0



ANSWER CHOICES	RESPONSES	
Strong	47.37%	9
Average	26.32%	5
Weak	15.79%	3
Unsatisfactory	10.53%	2
TOTAL		19

Q5 Site administration conducts classroom visits (walk-through) in least the disruptive manner and leaves timely feedback (within 24 hours).

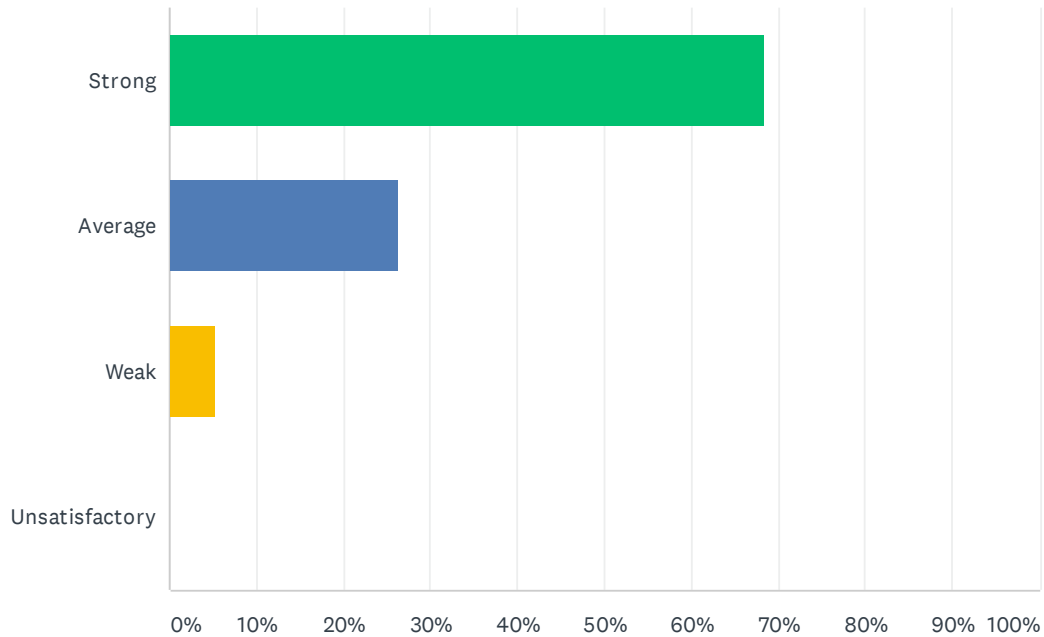
Answered: 19 Skipped: 0



ANSWER CHOICES	RESPONSES	
Strong	73.68%	14
Average	15.79%	3
Weak	5.26%	1
Unsatisfactory	5.26%	1
TOTAL		19

Q6 Site administration follows the contract and respects personal rights.

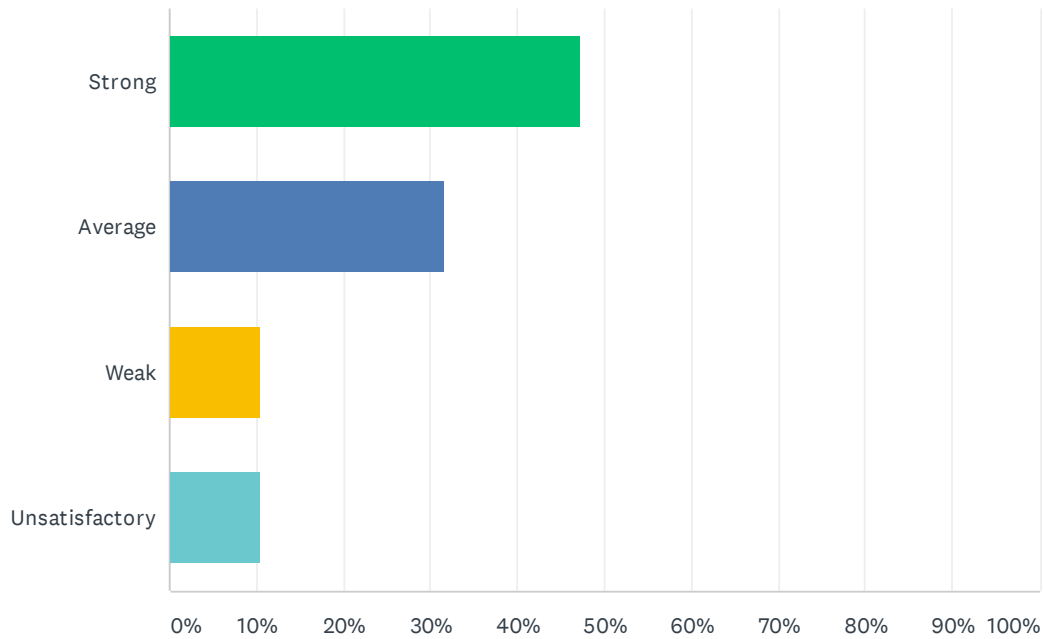
Answered: 19 Skipped: 0



ANSWER CHOICES	RESPONSES	
Strong	68.42%	13
Average	26.32%	5
Weak	5.26%	1
Unsatisfactory	0.00%	0
TOTAL		19

Q7 Administration utilizes staff according to their job description (ie. Coaches, APL's, Specialists & Staff).

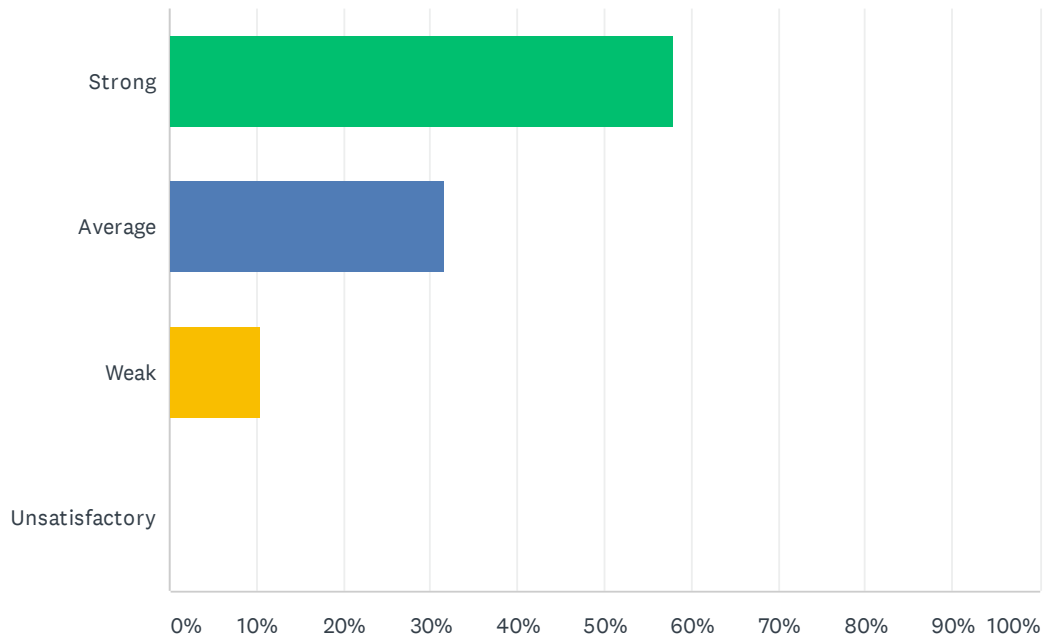
Answered: 19 Skipped: 0



ANSWER CHOICES	RESPONSES	
Strong	47.37%	9
Average	31.58%	6
Weak	10.53%	2
Unsatisfactory	10.53%	2
TOTAL		19

Q8 Administration maintains open communication with staff, parents, and students.

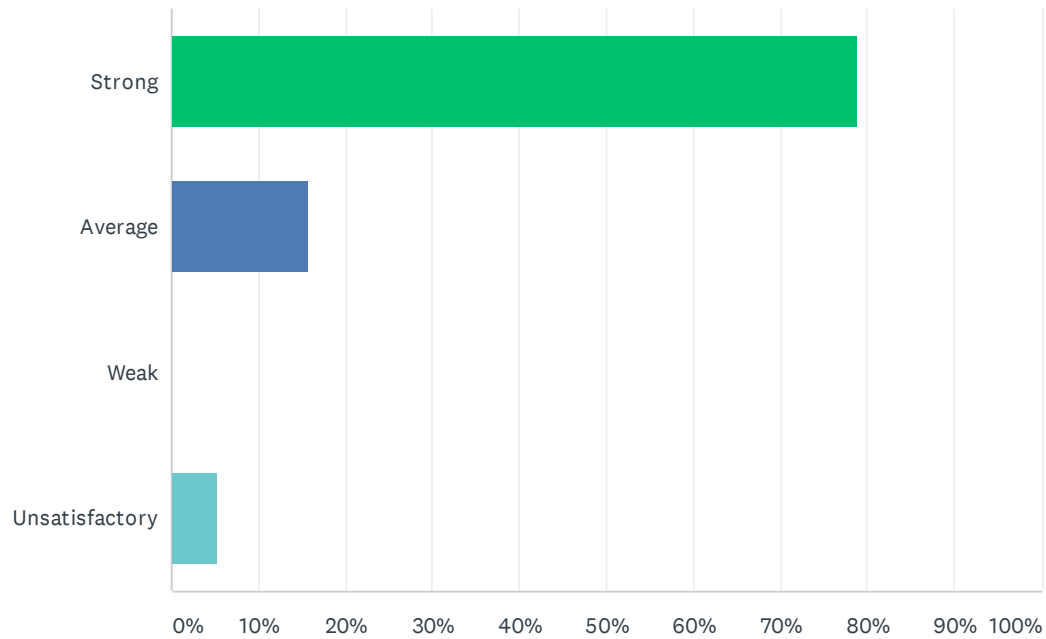
Answered: 19 Skipped: 0



ANSWER CHOICES	RESPONSES	
Strong	57.89%	11
Average	31.58%	6
Weak	10.53%	2
Unsatisfactory	0.00%	0
TOTAL		19

Q9 Administration supports staff against attacks and criticism from parents.

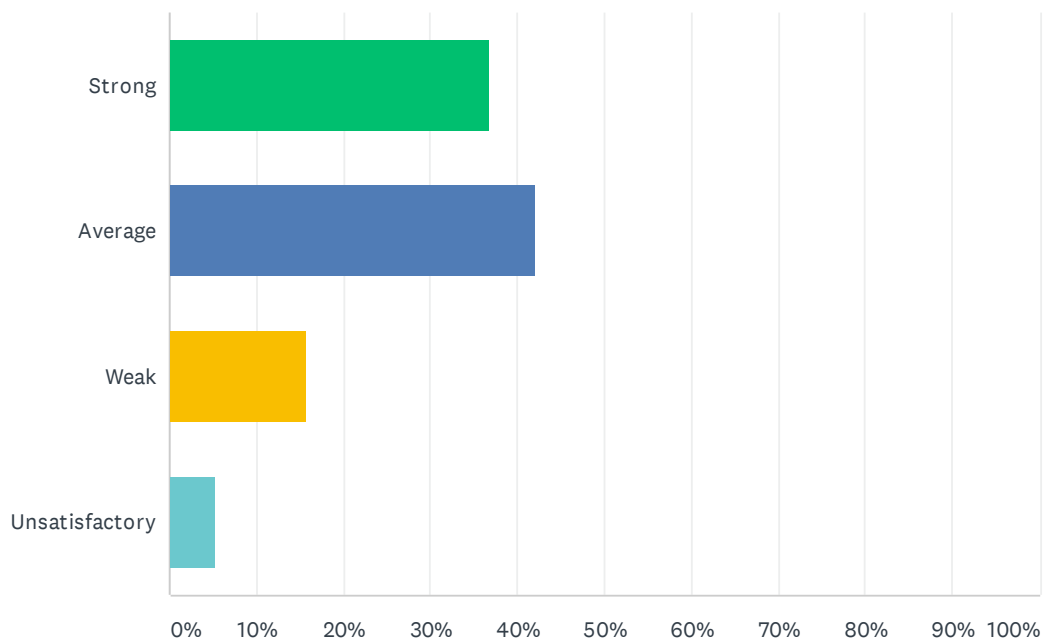
Answered: 19 Skipped: 0



ANSWER CHOICES	RESPONSES	
Strong	78.95%	15
Average	15.79%	3
Weak	0.00%	0
Unsatisfactory	5.26%	1
TOTAL		19

Q10 Site administration treats all teachers equally; there is no preferential treatment.

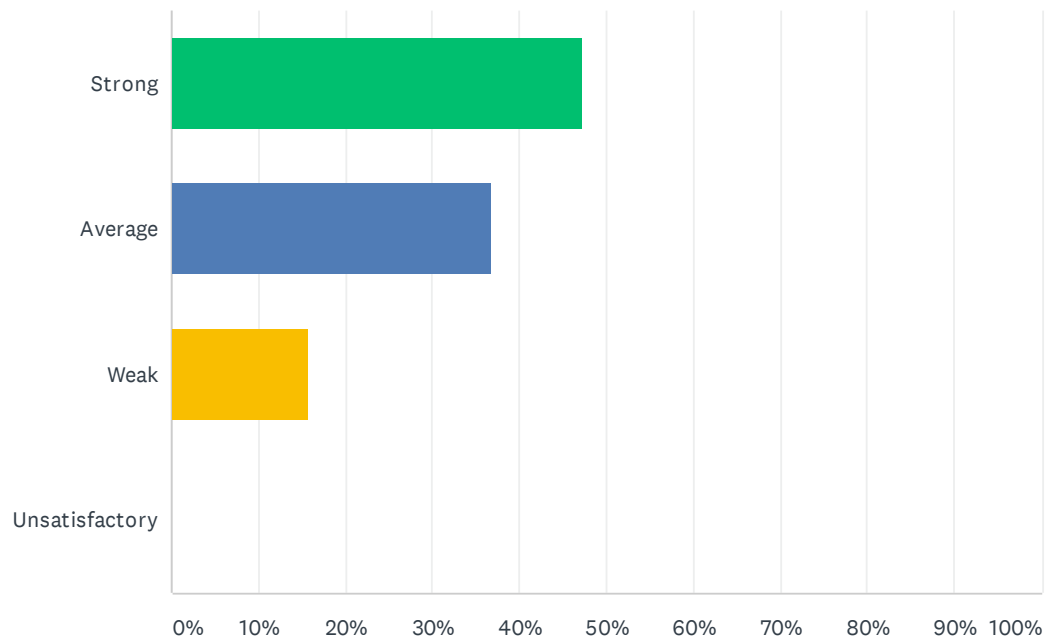
Answered: 19 Skipped: 0



ANSWER CHOICES	RESPONSES	
Strong	36.84%	7
Average	42.11%	8
Weak	15.79%	3
Unsatisfactory	5.26%	1
TOTAL		19

Q11 Administration supports classroom discipline procedures and follows District discipline guidelines.

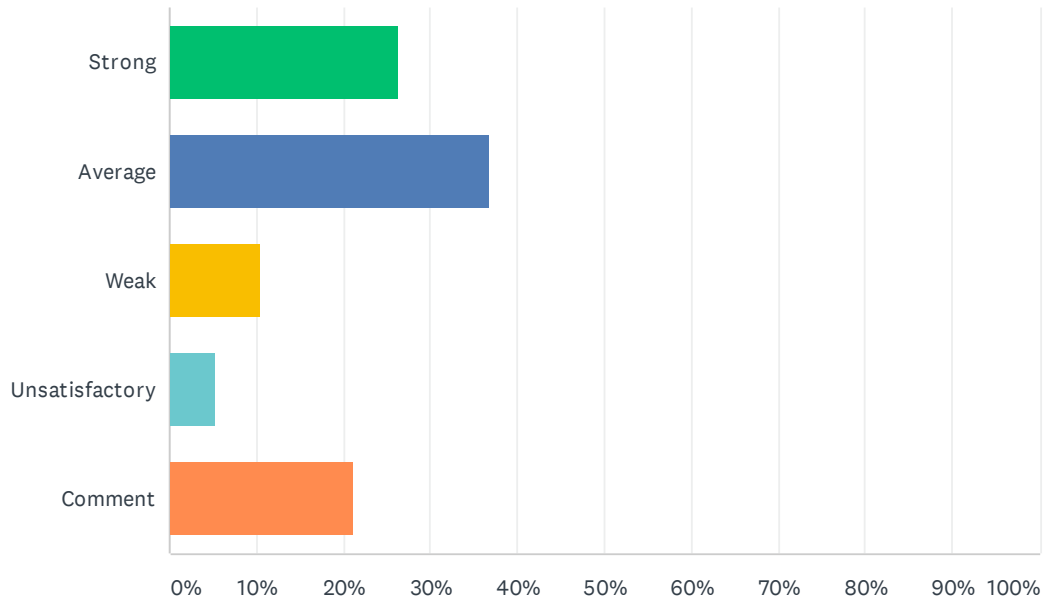
Answered: 19 Skipped: 0



ANSWER CHOICES	RESPONSES	
Strong	47.37%	9
Average	36.84%	7
Weak	15.79%	3
Unsatisfactory	0.00%	0
TOTAL		19

Q12 Administration processes ODR's (Office Disciplinary Referrals) within 48 hours and supports staff when discipline moves beyond classroom managed behaviors.

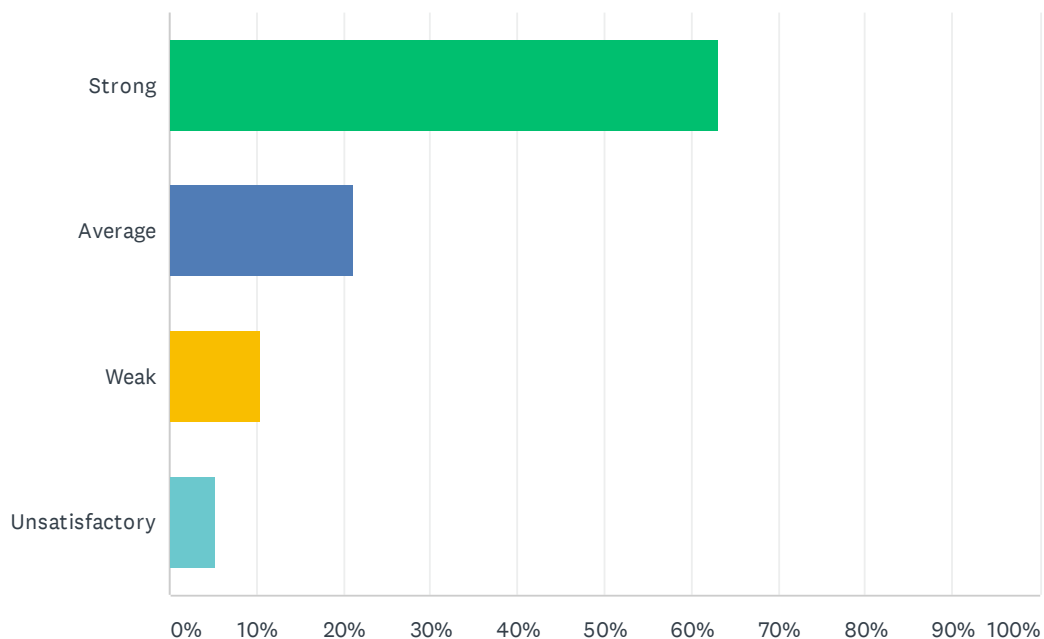
Answered: 19 Skipped: 0



ANSWER CHOICES	RESPONSES	
Strong	26.32%	5
Average	36.84%	7
Weak	10.53%	2
Unsatisfactory	5.26%	1
Comment	21.05%	4
TOTAL		19

Q13 Administration treats teachers as professionals; the teacher's word is not disregarded in favor of the student's.

Answered: 19 Skipped: 0



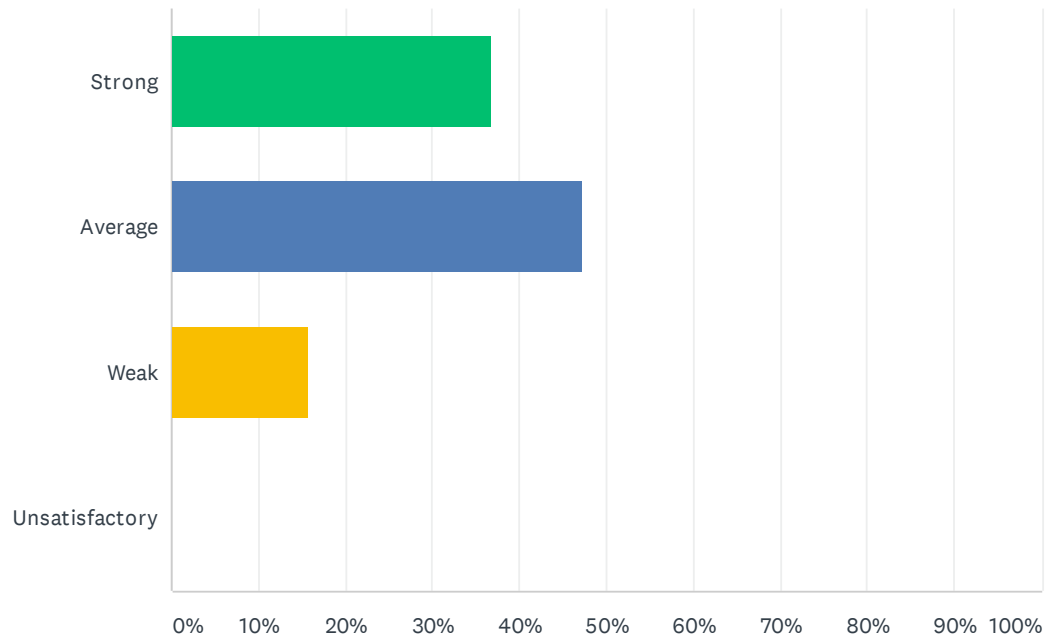
ANSWER CHOICES	RESPONSES	
Strong	63.16%	12
Average	21.05%	4
Weak	10.53%	2
Unsatisfactory	5.26%	1
TOTAL		19

Q14 How do you feel that your administration positively/negatively impacts working conditions at your site?

Answered: 14 Skipped: 5

Q15 Site staff is involved in setting school policies and budgetary priorities.

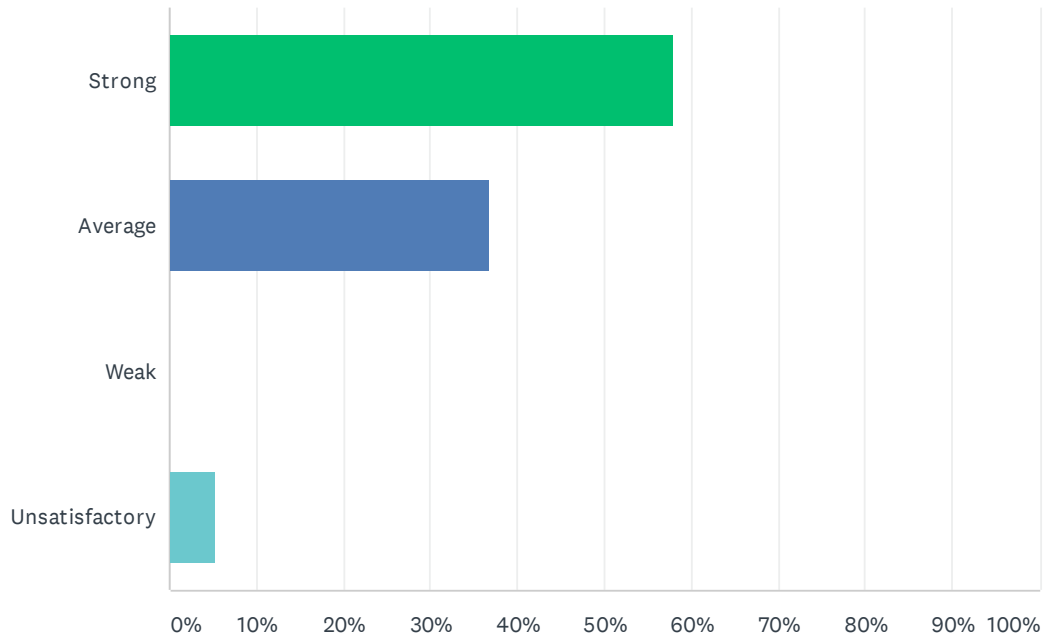
Answered: 19 Skipped: 0



ANSWER CHOICES	RESPONSES	
Strong	36.84%	7
Average	47.37%	9
Weak	15.79%	3
Unsatisfactory	0.00%	0
TOTAL		19

Q16 Site meetings are productive and not excessive.

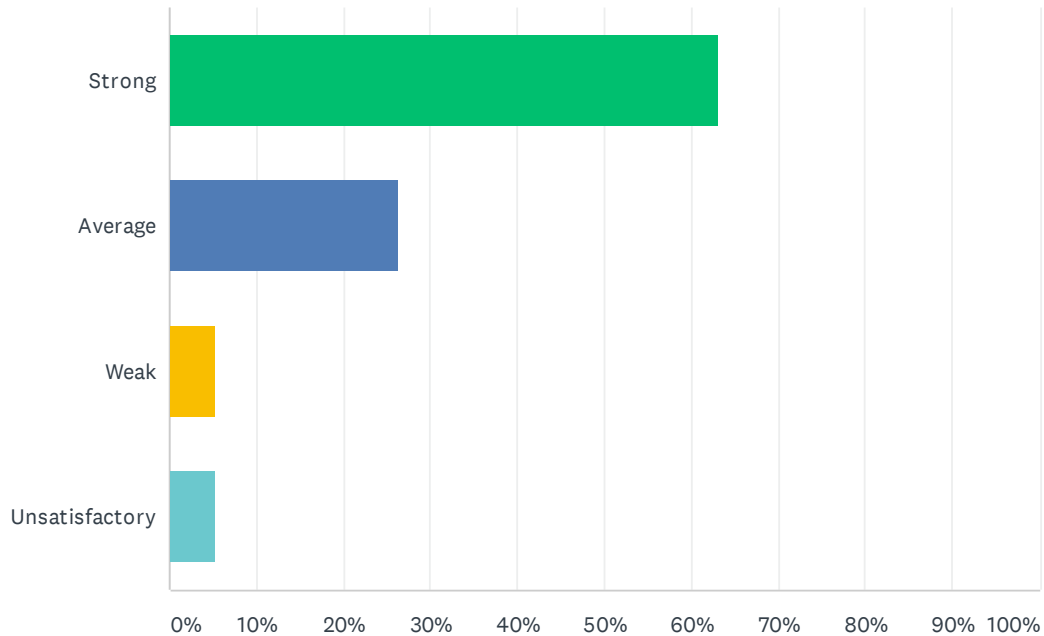
Answered: 19 Skipped: 0



ANSWER CHOICES	RESPONSES	
Strong	57.89%	11
Average	36.84%	7
Weak	0.00%	0
Unsatisfactory	5.26%	1
TOTAL		19

Q17 Bank days are used for PLC activities; Site administration uses two Bank Days a month and staff gets uninterrupted planning/preparation time twice a month during Bank Days.

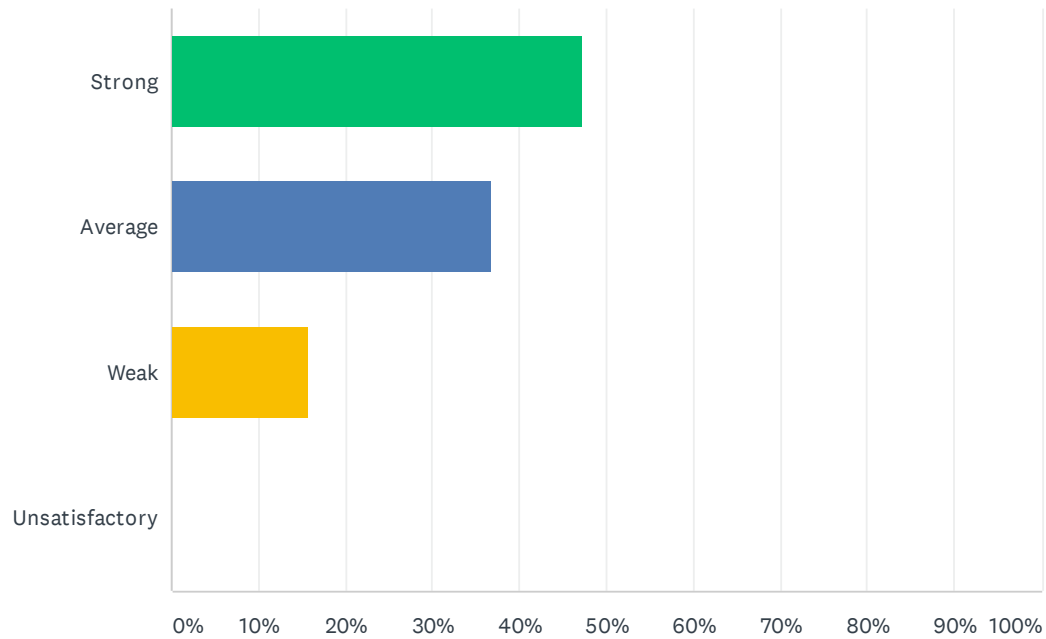
Answered: 19 Skipped: 0



ANSWER CHOICES	RESPONSES	
Strong	63.16%	12
Average	26.32%	5
Weak	5.26%	1
Unsatisfactory	5.26%	1
TOTAL		19

Q18 My site receives daily consecutive uninterrupted planning/preparation time. (30 minutes / 40 minutes)

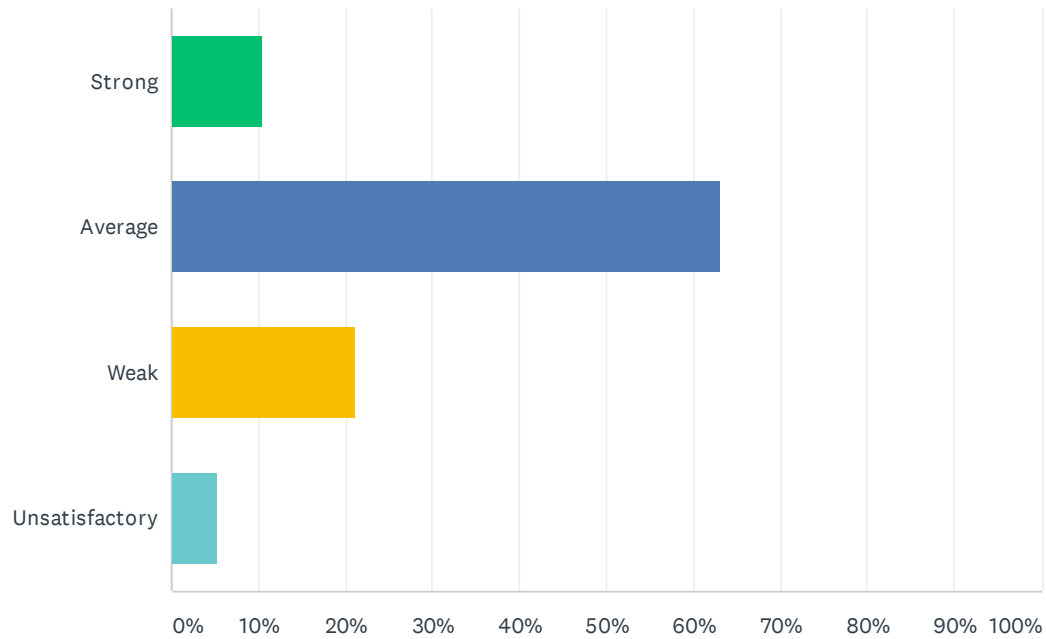
Answered: 19 Skipped: 0



ANSWER CHOICES	RESPONSES	
Strong	47.37%	9
Average	36.84%	7
Weak	15.79%	3
Unsatisfactory	0.00%	0
TOTAL		19

Q19 Staff is given time to input district required data (ie. Benchmarks, Dibels, CFAs, Report Card, and etc).

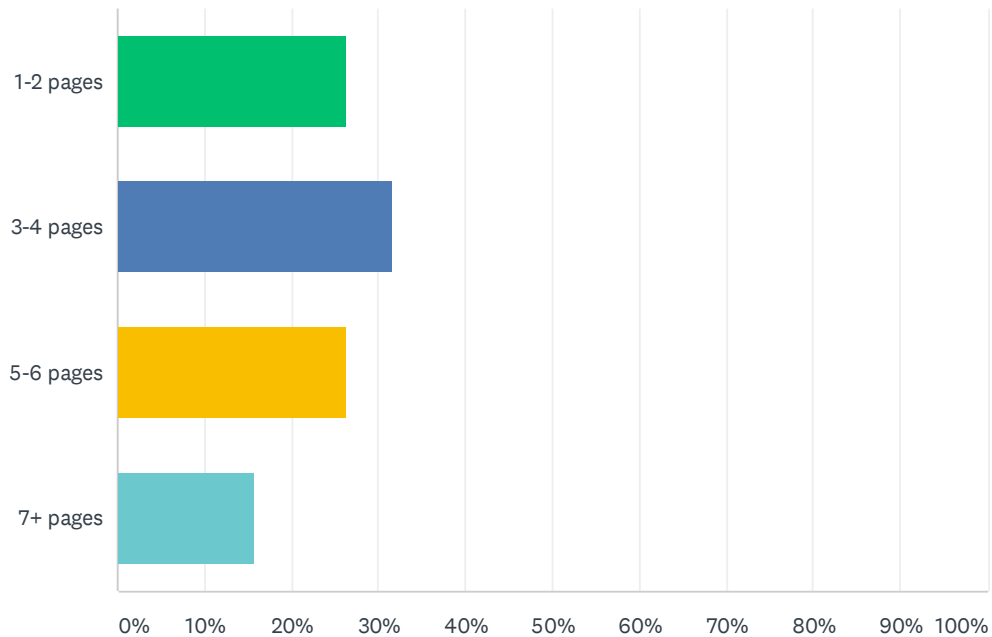
Answered: 19 Skipped: 0



ANSWER CHOICES	RESPONSES	
Strong	10.53%	2
Average	63.16%	12
Weak	21.05%	4
Unsatisfactory	5.26%	1
TOTAL		19

Q20 Teachers are required to submit complete, but not excessively lengthy lesson plans.

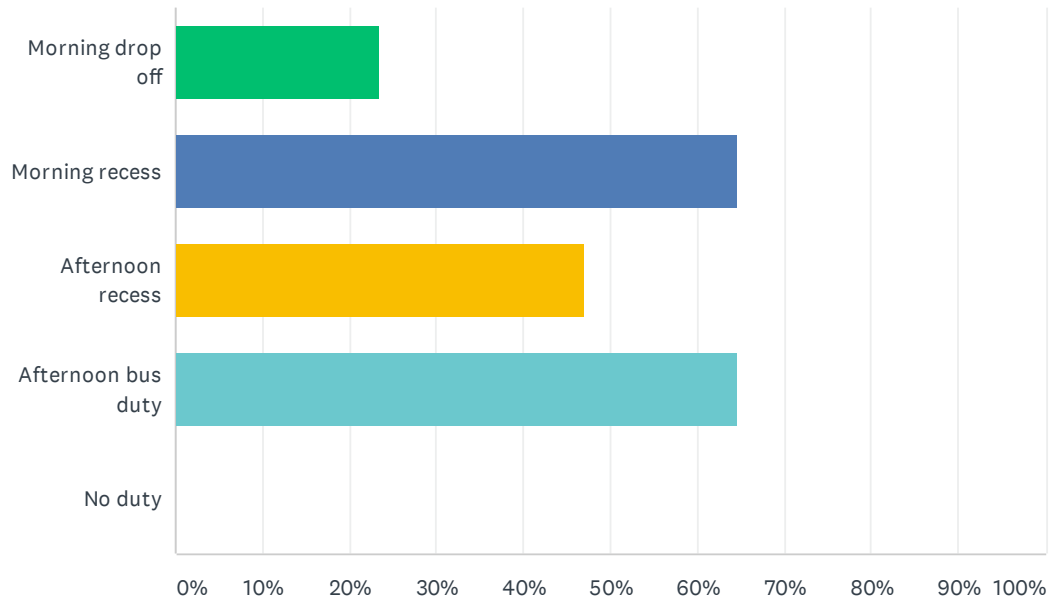
Answered: 19 Skipped: 0



ANSWER CHOICES	RESPONSES	
1-2 pages	26.32%	5
3-4 pages	31.58%	6
5-6 pages	26.32%	5
7+ pages	15.79%	3
TOTAL		19

Q21 Staff has recess and/or bus duty.

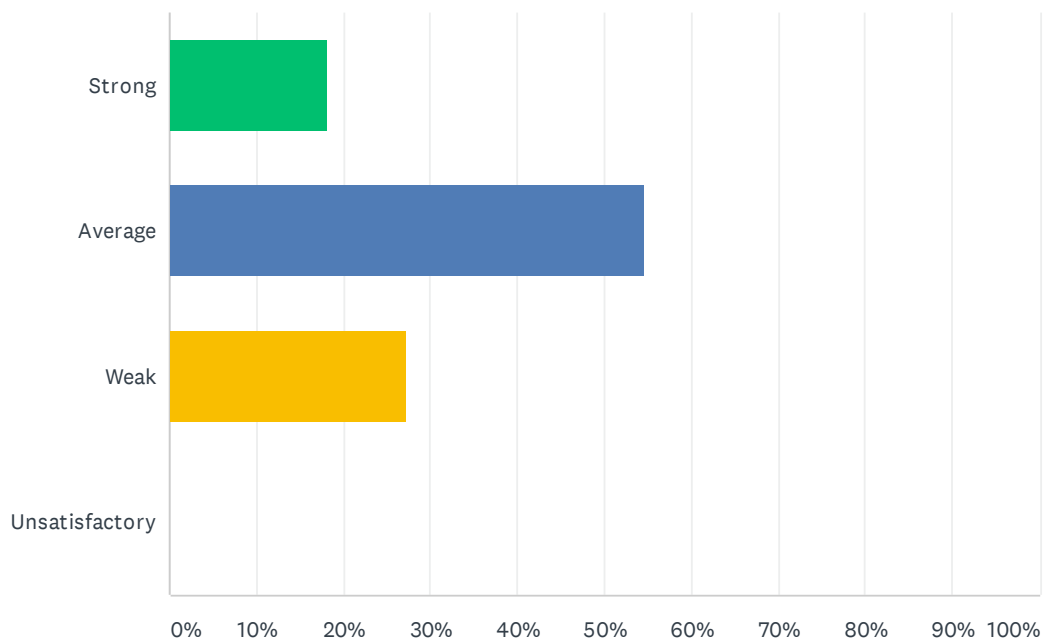
Answered: 17 Skipped: 2



ANSWER CHOICES	RESPONSES	
Morning drop off	23.53%	4
Morning recess	64.71%	11
Afternoon recess	47.06%	8
Afternoon bus duty	64.71%	11
No duty	0.00%	0
Total Respondents: 17		

Q22 The Special Education Department is assisting you with your questions, problems, and concerns.

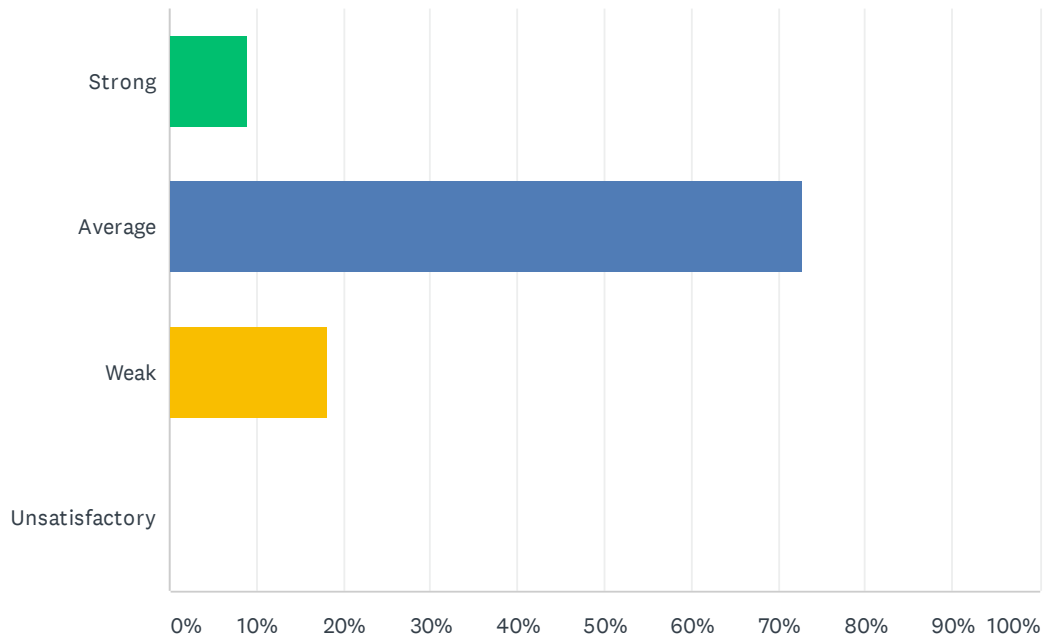
Answered: 11 Skipped: 8



ANSWER CHOICES	RESPONSES	
Strong	18.18%	2
Average	54.55%	6
Weak	27.27%	3
Unsatisfactory	0.00%	0
TOTAL		11

Q23 Special Education class size is balanced within each program to ensure student safety and individualized instruction.

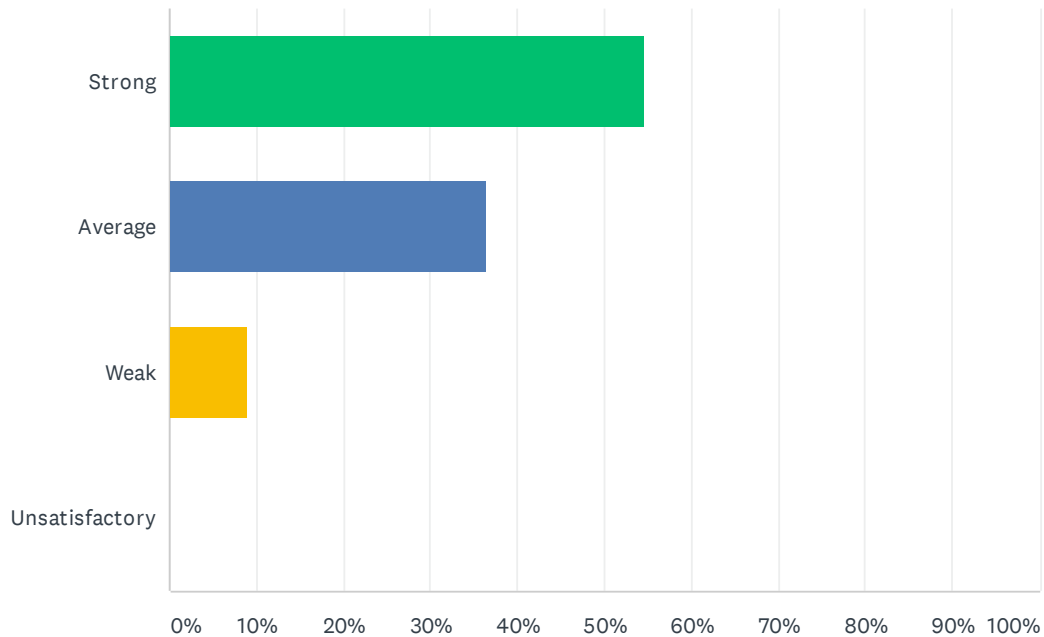
Answered: 11 Skipped: 8



ANSWER CHOICES	RESPONSES	
Strong	9.09%	1
Average	72.73%	8
Weak	18.18%	2
Unsatisfactory	0.00%	0
TOTAL		11

Q24 Special education teachers have opportunities to participate in school-based, content area staff development.

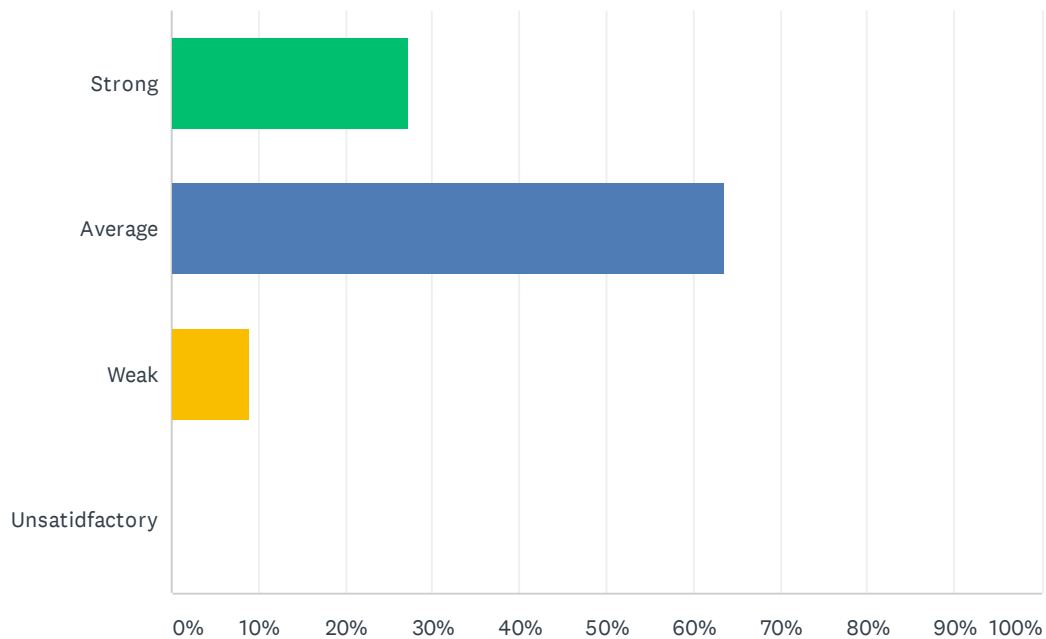
Answered: 11 Skipped: 8



ANSWER CHOICES	RESPONSES	
Strong	54.55%	6
Average	36.36%	4
Weak	9.09%	1
Unsatisfactory	0.00%	0
TOTAL		11

Q25 Special education teachers have needed access to ALL instructional resources provided to the general education teachers.

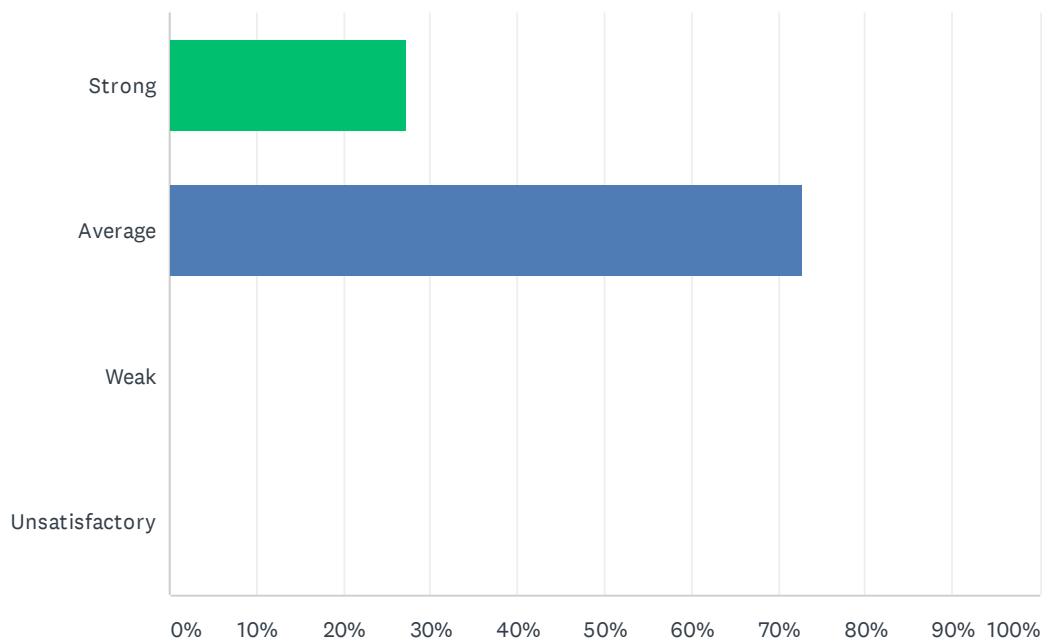
Answered: 11 Skipped: 8



ANSWER CHOICES	RESPONSES	
Strong	27.27%	3
Average	63.64%	7
Weak	9.09%	1
Unsatisfactory	0.00%	0
TOTAL		11

Q26 Special education teachers are adequately trained in the administration of state assessments and District IEP's.

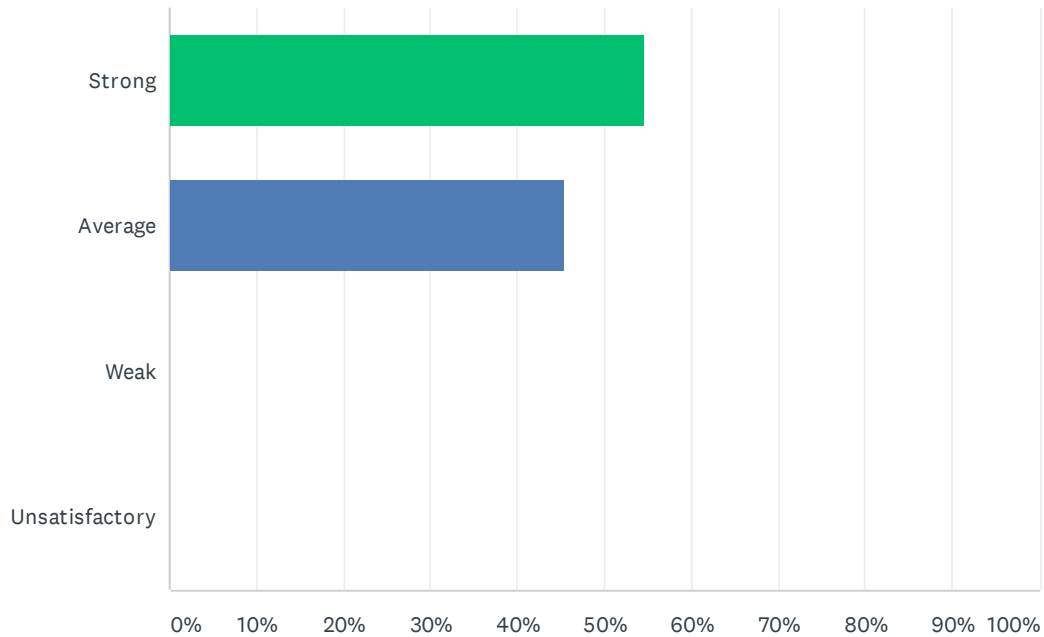
Answered: 11 Skipped: 8



ANSWER CHOICES	RESPONSES	
Strong	27.27%	3
Average	72.73%	8
Weak	0.00%	0
Unsatisfactory	0.00%	0
TOTAL		11

Q27 The site principal is accessible to discuss special education issues.

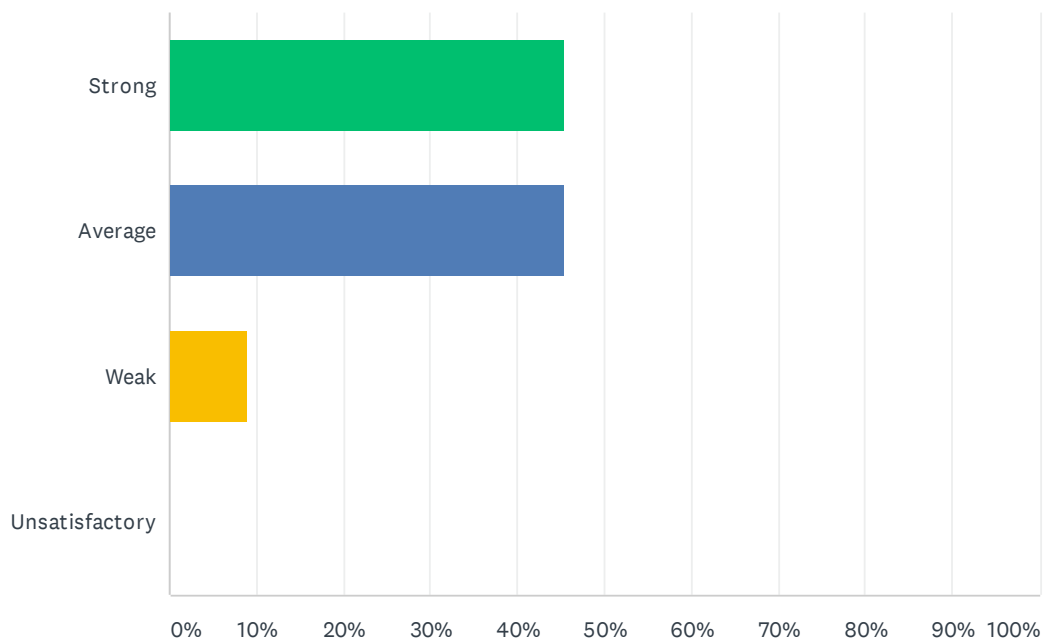
Answered: 11 Skipped: 8



ANSWER CHOICES	RESPONSES	
Strong	54.55%	6
Average	45.45%	5
Weak	0.00%	0
Unsatisfactory	0.00%	0
TOTAL		11

Q28 The site principal promotes equal opportunities for all students to learn.

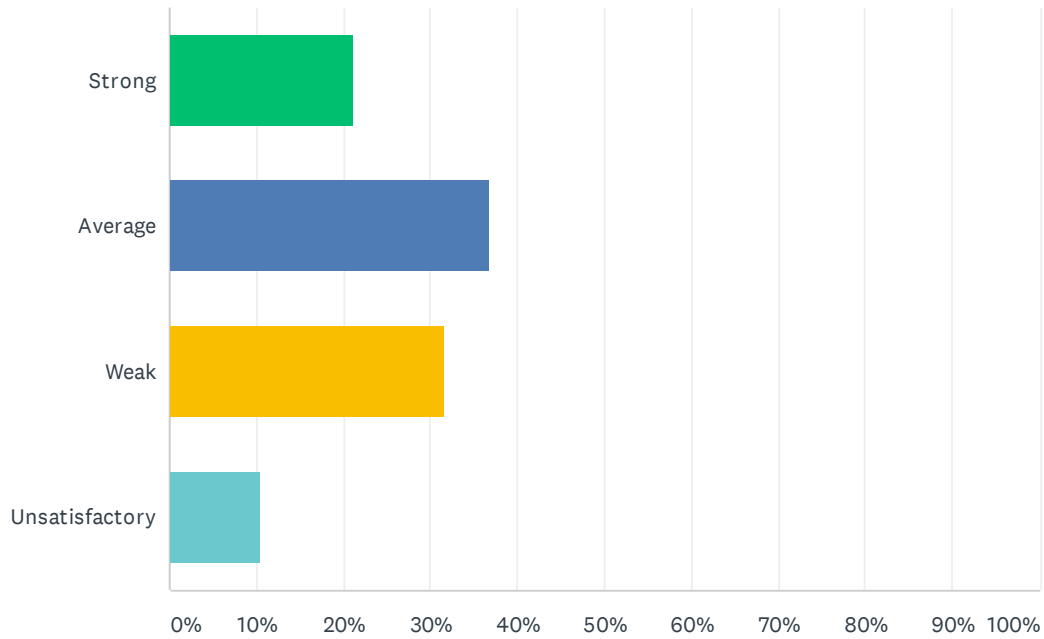
Answered: 11 Skipped: 8



ANSWER CHOICES	RESPONSES	
Strong	45.45%	5
Average	45.45%	5
Weak	9.09%	1
Unsatisfactory	0.00%	0
TOTAL		11

Q29 PBIS is used effectively and is improving behavior.

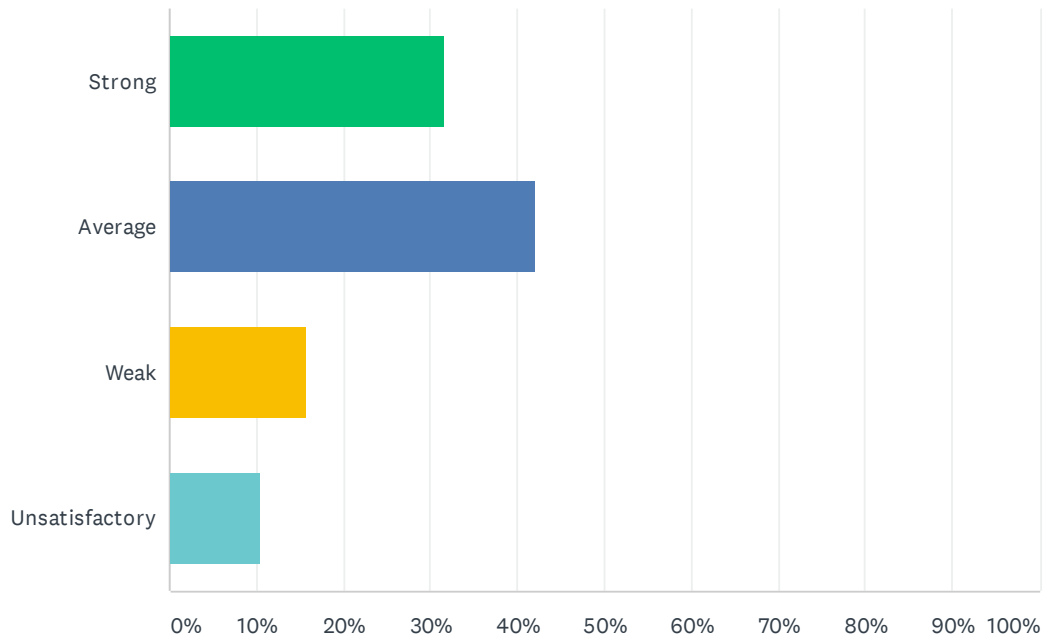
Answered: 19 Skipped: 0



ANSWER CHOICES	RESPONSES	
Strong	21.05%	4
Average	36.84%	7
Weak	31.58%	6
Unsatisfactory	10.53%	2
TOTAL		19

Q30 PBIS and Behavior Intervention Specialists are creating a safer environment at my site.

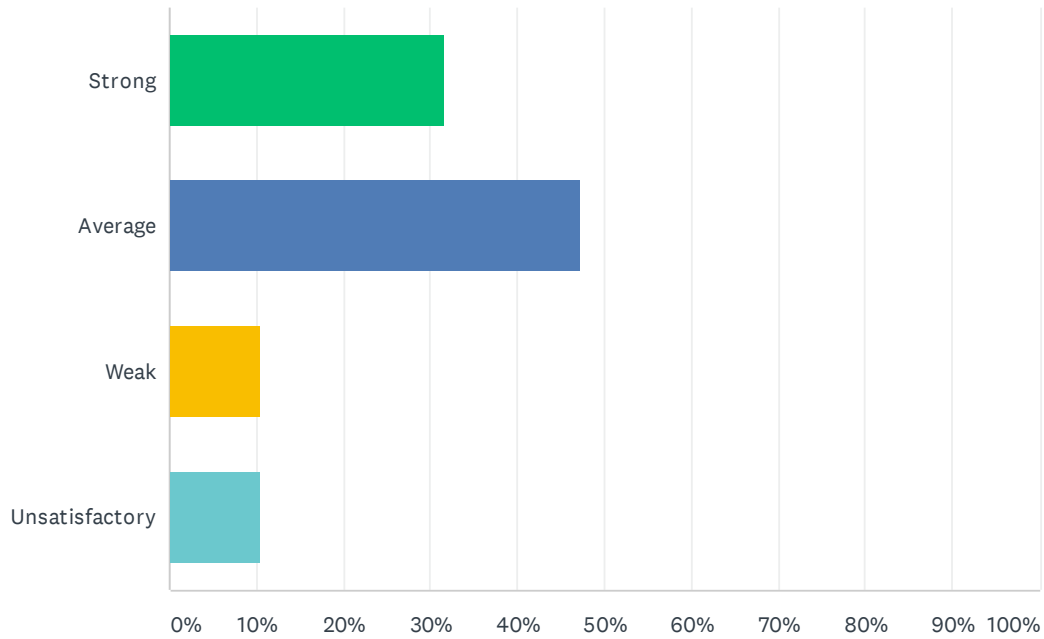
Answered: 19 Skipped: 0



ANSWER CHOICES	RESPONSES	
Strong	31.58%	6
Average	42.11%	8
Weak	15.79%	3
Unsatisfactory	10.53%	2
TOTAL		19

Q31 Staff and students feel safe at my site.

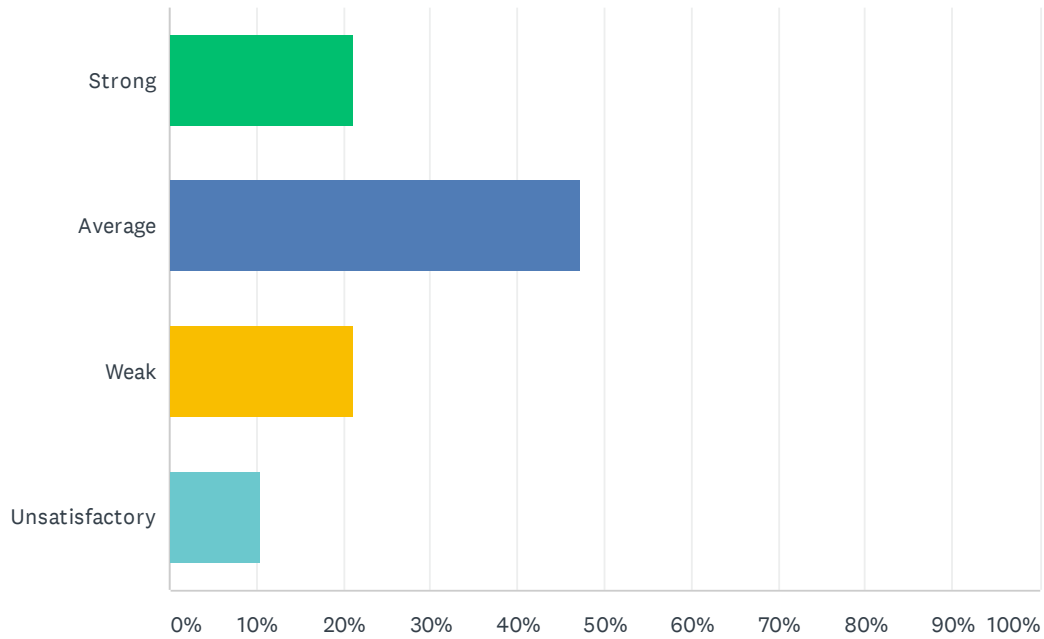
Answered: 19 Skipped: 0



ANSWER CHOICES	RESPONSES	
Strong	31.58%	6
Average	47.37%	9
Weak	10.53%	2
Unsatisfactory	10.53%	2
TOTAL		19

Q32 Discipline is improving at my site and not interfering with learning.

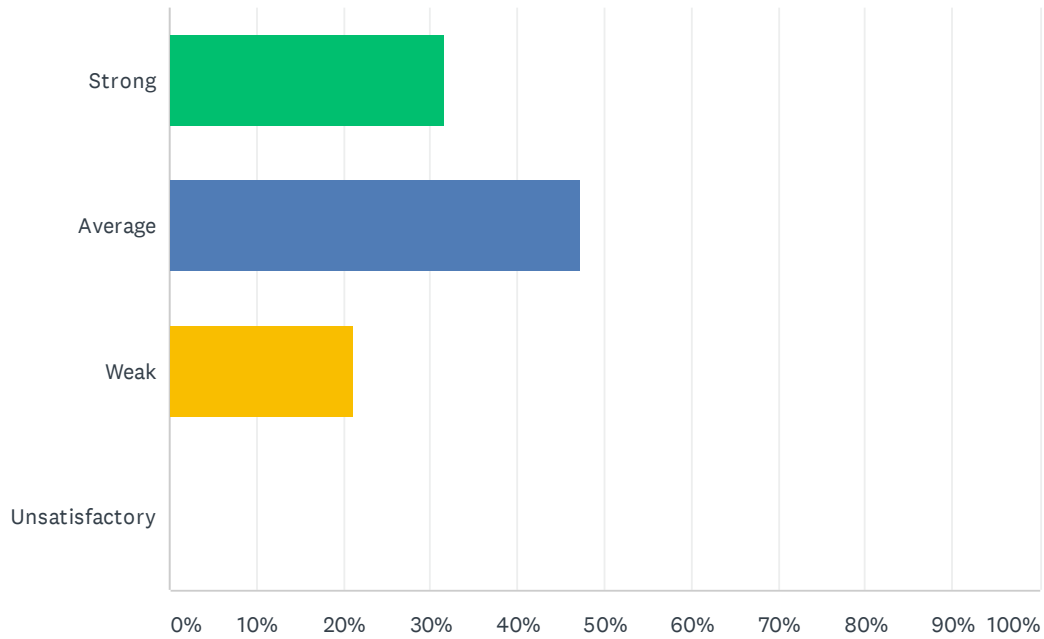
Answered: 19 Skipped: 0



ANSWER CHOICES	RESPONSES	
Strong	21.05%	4
Average	47.37%	9
Weak	21.05%	4
Unsatisfactory	10.53%	2
TOTAL		19

Q33 Positive referrals are an effective tool in improving discipline.

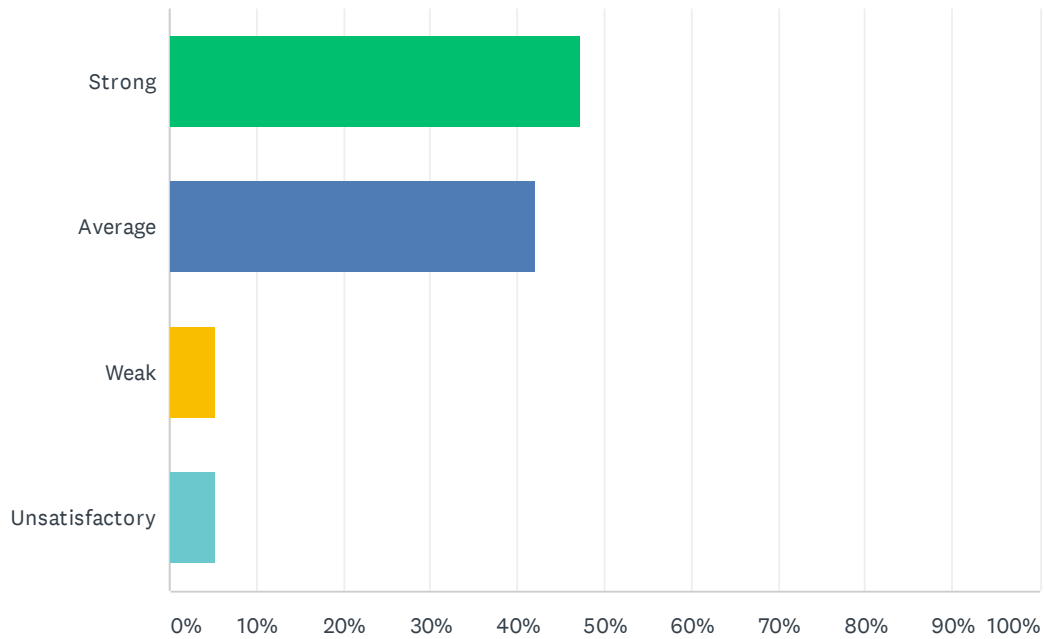
Answered: 19 Skipped: 0



ANSWER CHOICES	RESPONSES	
Strong	31.58%	6
Average	47.37%	9
Weak	21.05%	4
Unsatisfactory	0.00%	0
TOTAL		19

Q34 When ODR's (office disciplinary referral) are written the teacher's word is valued and trusted.

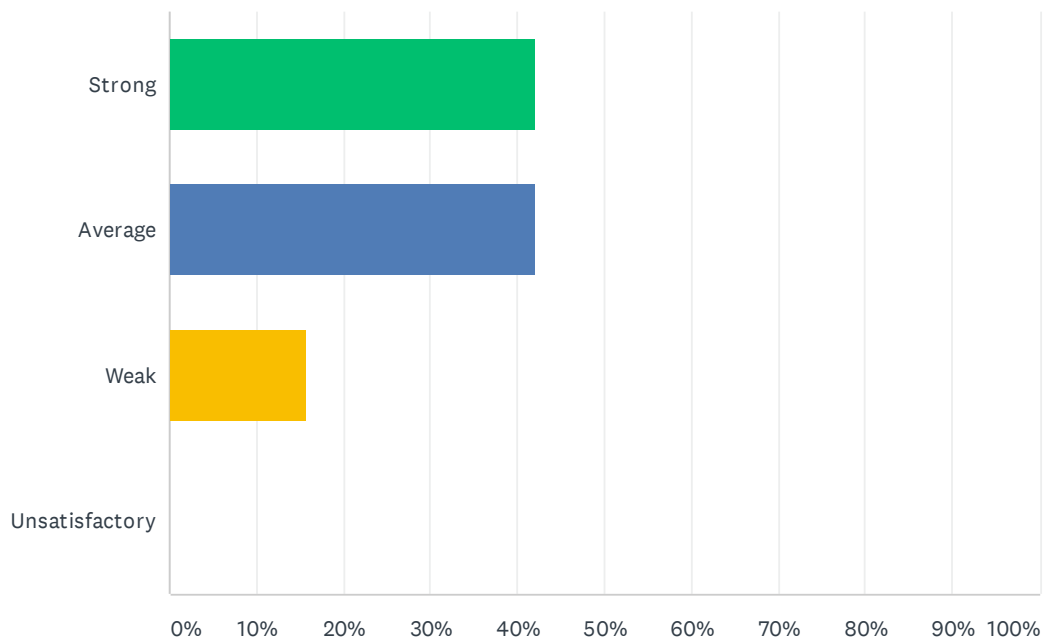
Answered: 19 Skipped: 0



ANSWER CHOICES	RESPONSES	
Strong	47.37%	9
Average	42.11%	8
Weak	5.26%	1
Unsatisfactory	5.26%	1
TOTAL		19

Q35 My site has a positive atmosphere.

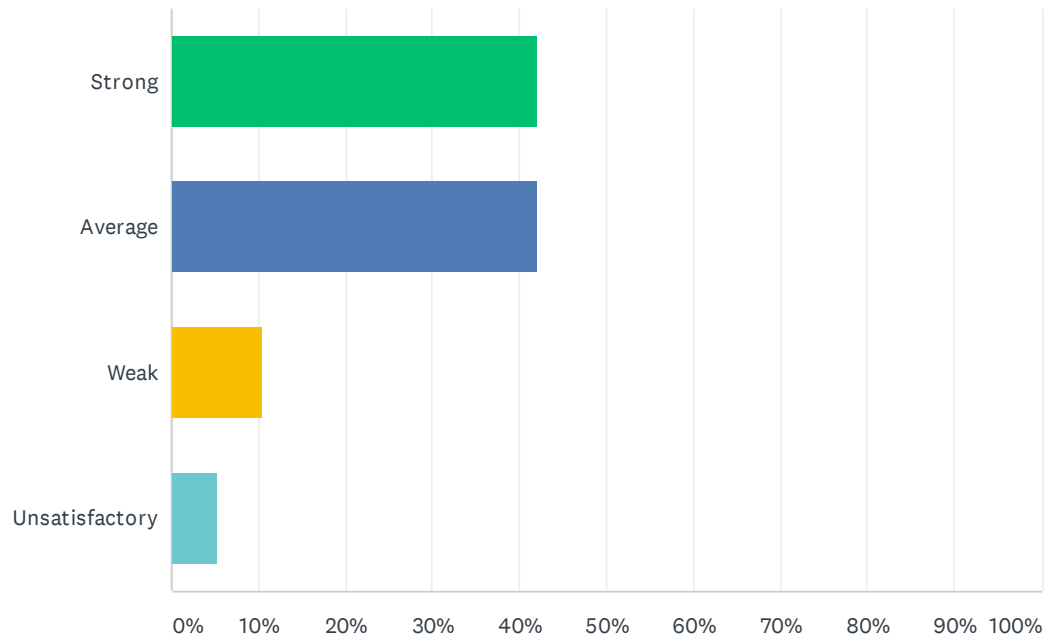
Answered: 19 Skipped: 0



ANSWER CHOICES	RESPONSES	
Strong	42.11%	8
Average	42.11%	8
Weak	15.79%	3
Unsatisfactory	0.00%	0
TOTAL		19

Q36 I would recommend my site to other employees and prospective teachers.

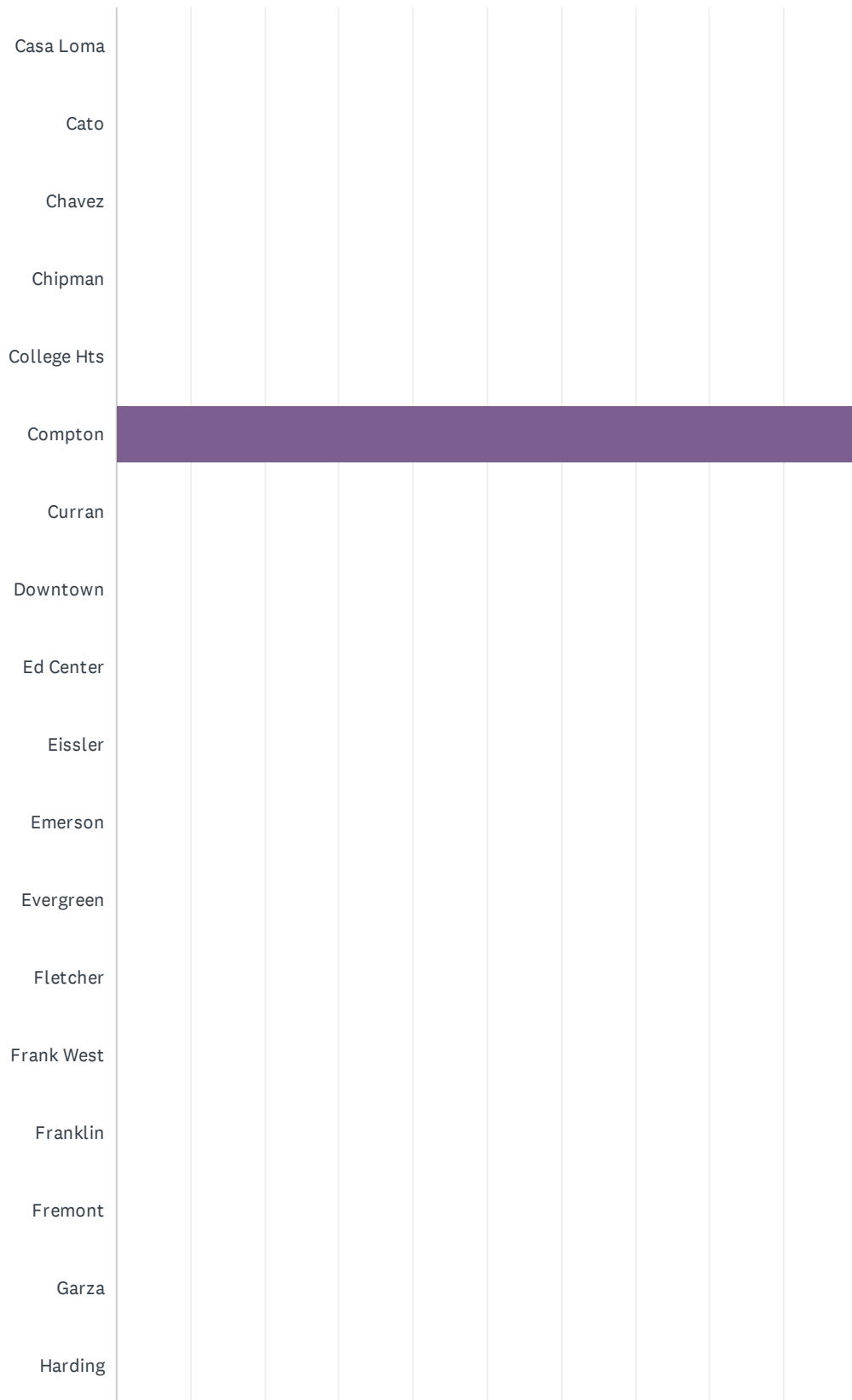
Answered: 19 Skipped: 0



ANSWER CHOICES	RESPONSES	
Strong	42.11%	8
Average	42.11%	8
Weak	10.53%	2
Unsatisfactory	5.26%	1
TOTAL		19

Q1 School Site (If you work at multiple sites choose your home site OR complete a survey for each site at which you spend significant time.)

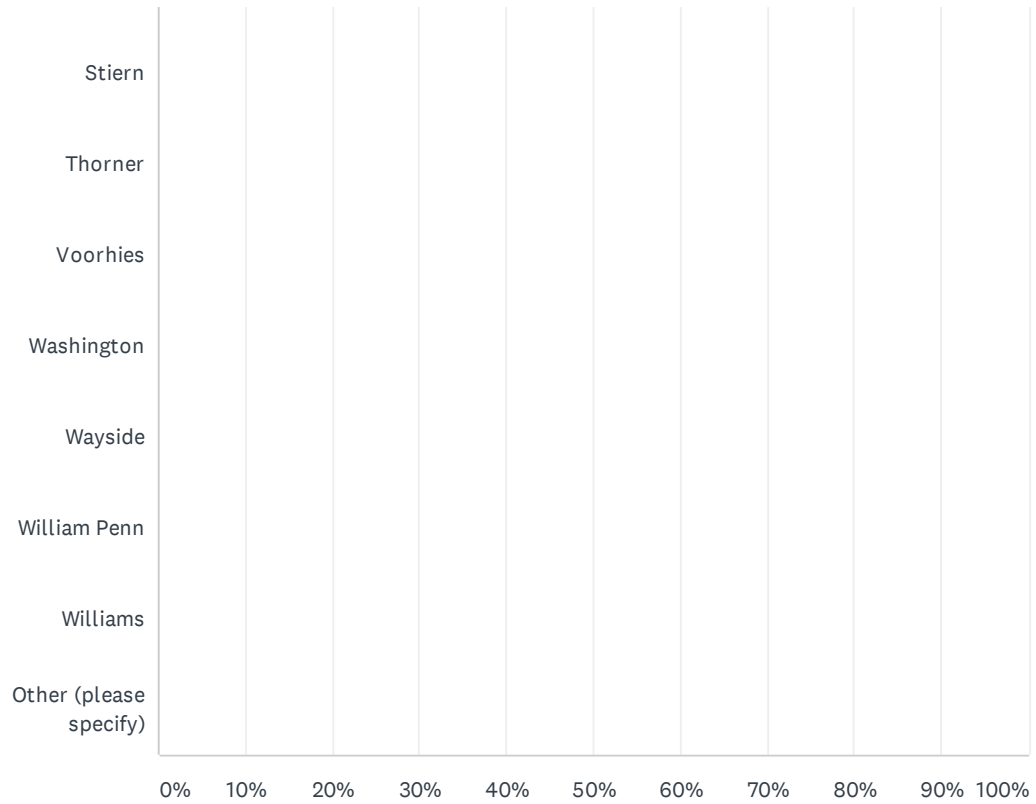
Answered: 11 Skipped: 0



2019-2020 BETA Administration/Site Climate Survey

Harris										
Horace Mann										
Hort										
Jefferson										
Longfellow										
McKinley										
Mt.Vernon										
Munsey										
Nichols										
Noble										
Nurses										
Owens Intermediate										
Owens Primary										
Pauly										
Pioneer										
Rafer Johnson										
Roosevelt										
Sequoia										
Sierra										
Special Ed Office										
Stella Hills										

2019-2020 BETA Administration/Site Climate Survey



2019-2020 BETA Administration/Site Climate Survey

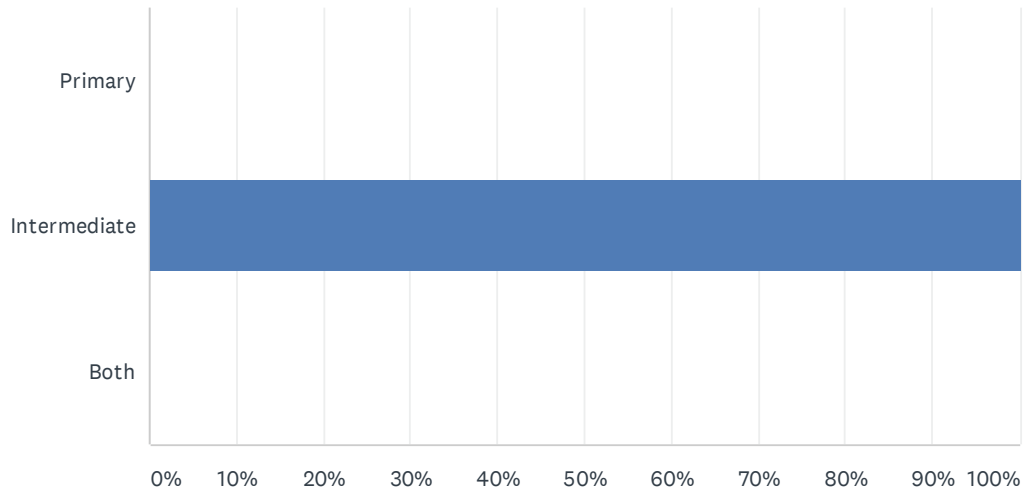
ANSWER CHOICES	RESPONSES	
Casa Loma	0.00%	0
Cato	0.00%	0
Chavez	0.00%	0
Chipman	0.00%	0
College Hts	0.00%	0
Compton	100.00%	11
Curran	0.00%	0
Downtown	0.00%	0
Ed Center	0.00%	0
Eissler	0.00%	0
Emerson	0.00%	0
Evergreen	0.00%	0
Fletcher	0.00%	0
Frank West	0.00%	0
Franklin	0.00%	0
Fremont	0.00%	0
Garza	0.00%	0
Harding	0.00%	0
Harris	0.00%	0
Horace Mann	0.00%	0
Hort	0.00%	0
Jefferson	0.00%	0
Longfellow	0.00%	0
McKinley	0.00%	0
Mt.Vernon	0.00%	0
Munsey	0.00%	0
Nichols	0.00%	0
Noble	0.00%	0
Nurses	0.00%	0
Owens Intermediate	0.00%	0
Owens Primary	0.00%	0
Pauly	0.00%	0

2019-2020 BETA Administration/Site Climate Survey

Pioneer	0.00%	0
Rafer Johnson	0.00%	0
Roosevelt	0.00%	0
Sequoia	0.00%	0
Sierra	0.00%	0
Special Ed Office	0.00%	0
Stella Hills	0.00%	0
Stiern	0.00%	0
Thorner	0.00%	0
Voorhies	0.00%	0
Washington	0.00%	0
Wayside	0.00%	0
William Penn	0.00%	0
Williams	0.00%	0
Other (please specify)	0.00%	0
Total Respondents: 11		

Q2 Instructional Grade Level or Support Services

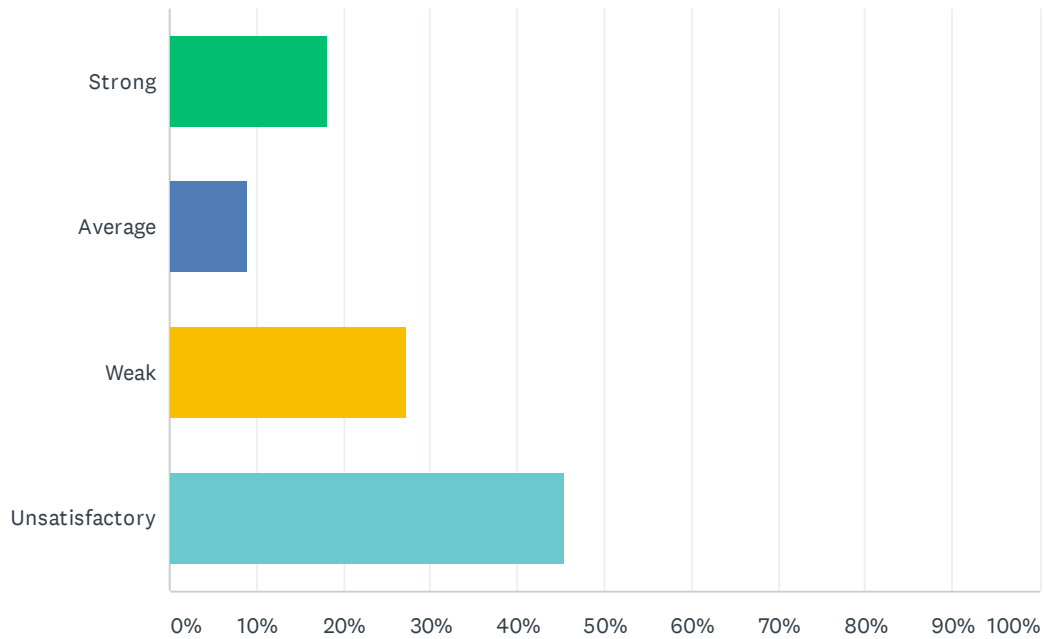
Answered: 8 Skipped: 3



ANSWER CHOICES	RESPONSES	
Primary	0.00%	0
Intermediate	100.00%	8
Both	0.00%	0
TOTAL		8

Q3 Site administration is sensitive to the needs of students, staff, and community.

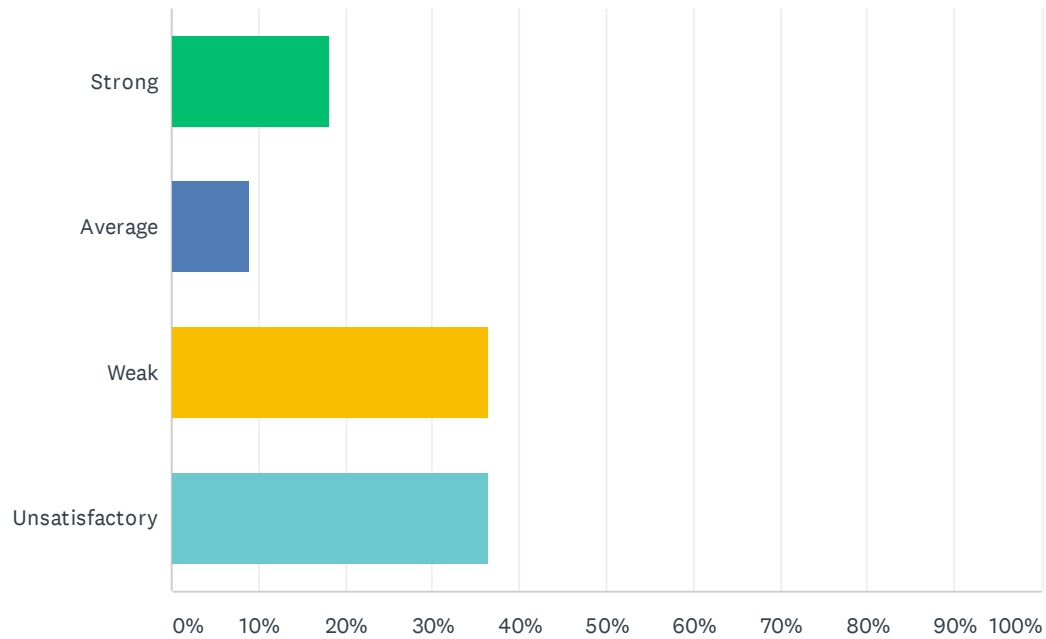
Answered: 11 Skipped: 0



ANSWER CHOICES	RESPONSES	
Strong	18.18%	2
Average	9.09%	1
Weak	27.27%	3
Unsatisfactory	45.45%	5
TOTAL		11

Q4 Site administration treats staff with respect; you feel like a valued member of a team

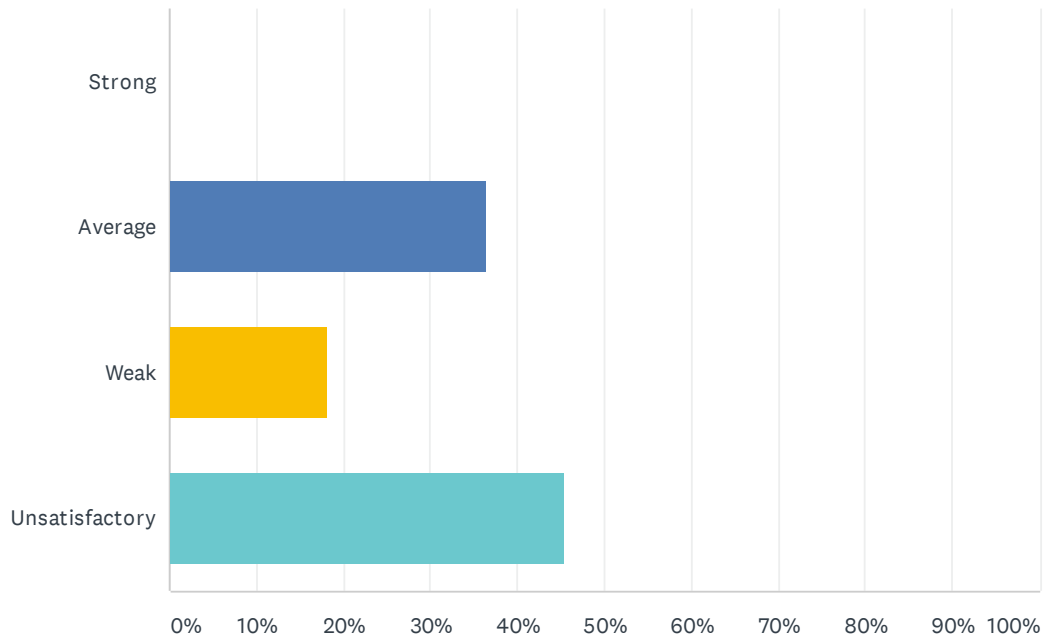
Answered: 11 Skipped: 0



ANSWER CHOICES	RESPONSES	
Strong	18.18%	2
Average	9.09%	1
Weak	36.36%	4
Unsatisfactory	36.36%	4
TOTAL		11

Q5 Site administration conducts classroom visits (walk-through) in least the disruptive manner and leaves timely feedback (within 24 hours).

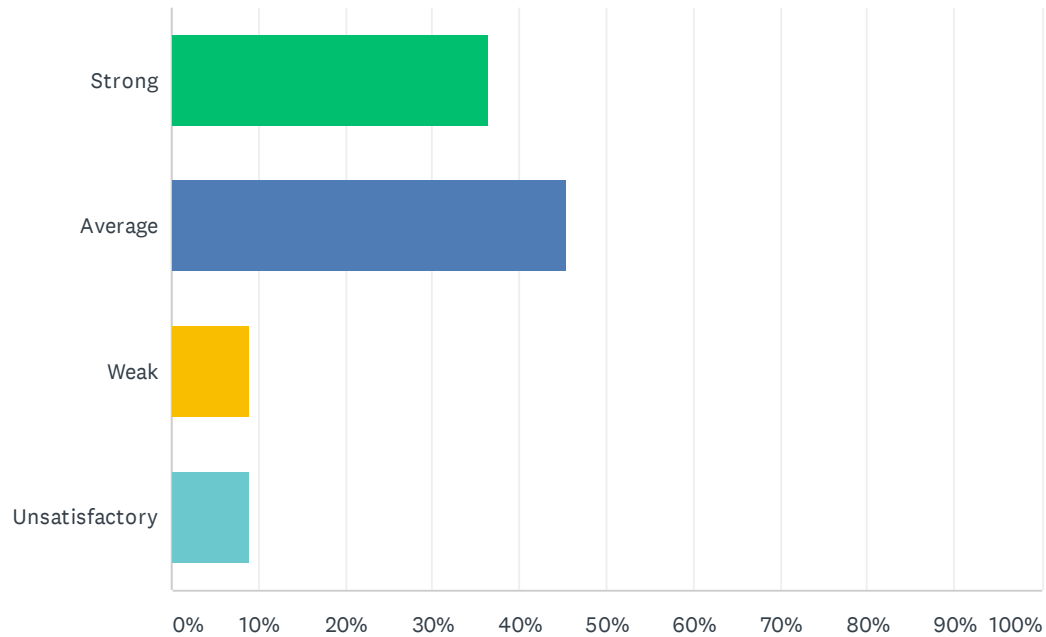
Answered: 11 Skipped: 0



ANSWER CHOICES	RESPONSES	
Strong	0.00%	0
Average	36.36%	4
Weak	18.18%	2
Unsatisfactory	45.45%	5
TOTAL		11

Q6 Site administration follows the contract and respects personal rights.

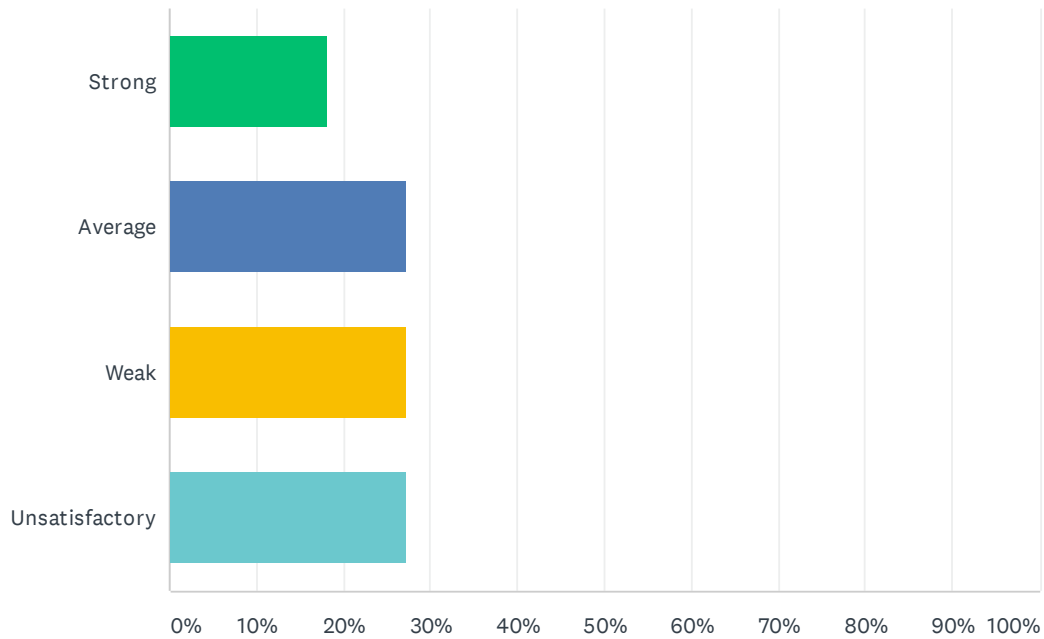
Answered: 11 Skipped: 0



ANSWER CHOICES	RESPONSES	
Strong	36.36%	4
Average	45.45%	5
Weak	9.09%	1
Unsatisfactory	9.09%	1
TOTAL		11

Q7 Administration utilizes staff according to their job description (ie. Coaches, APL's, Specialists & Staff).

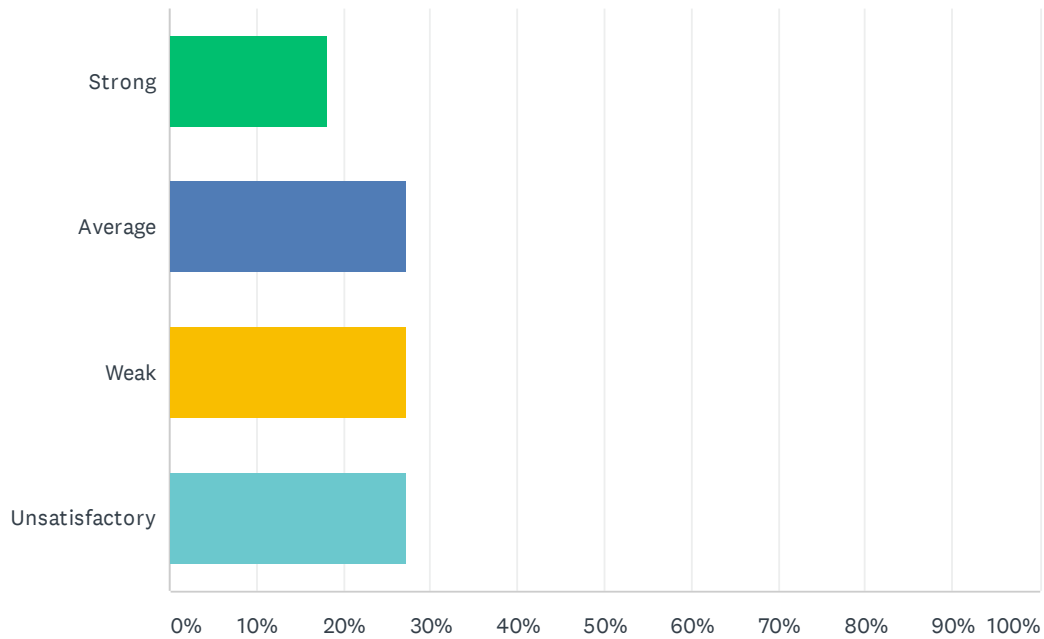
Answered: 11 Skipped: 0



ANSWER CHOICES	RESPONSES	
Strong	18.18%	2
Average	27.27%	3
Weak	27.27%	3
Unsatisfactory	27.27%	3
TOTAL		11

Q8 Administration maintains open communication with staff, parents, and students.

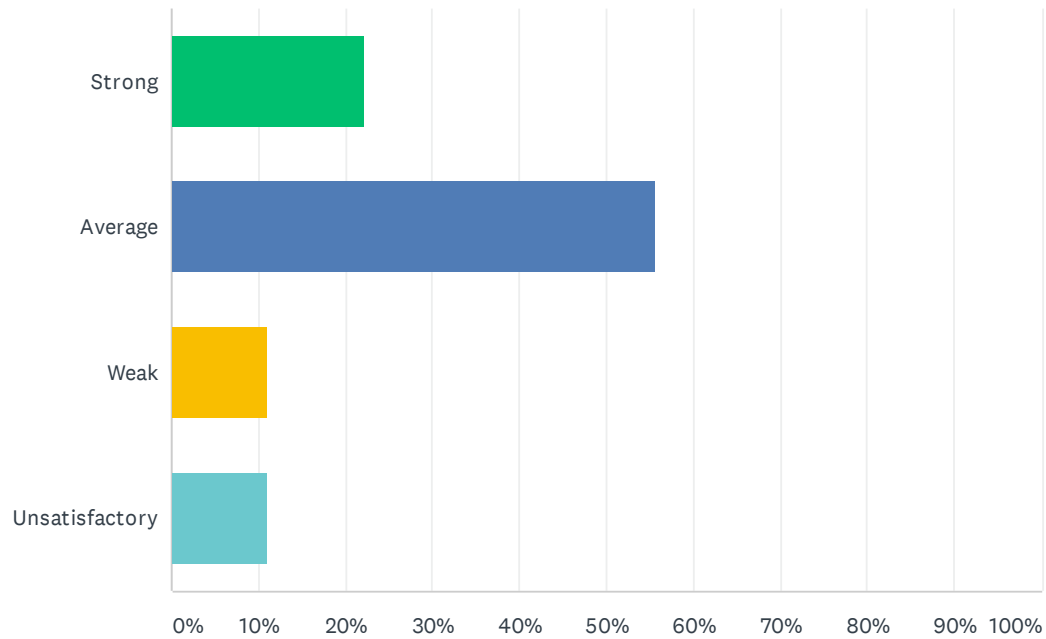
Answered: 11 Skipped: 0



ANSWER CHOICES	RESPONSES	
Strong	18.18%	2
Average	27.27%	3
Weak	27.27%	3
Unsatisfactory	27.27%	3
TOTAL		11

Q9 Administration supports staff against attacks and criticism from parents.

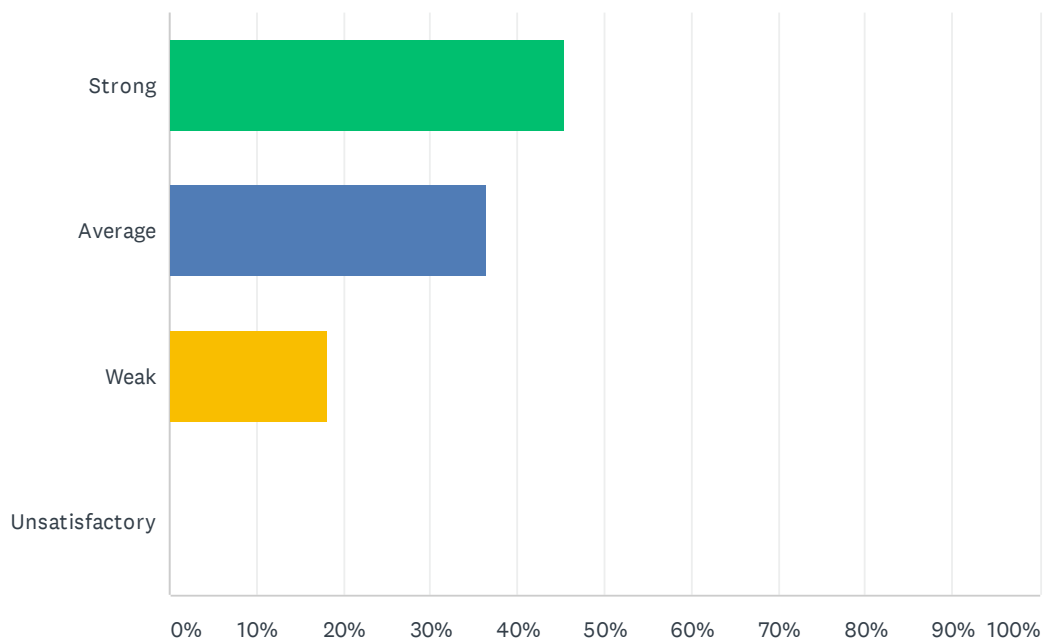
Answered: 9 Skipped: 2



ANSWER CHOICES	RESPONSES	
Strong	22.22%	2
Average	55.56%	5
Weak	11.11%	1
Unsatisfactory	11.11%	1
TOTAL		9

Q10 Site administration treats all teachers equally; there is no preferential treatment.

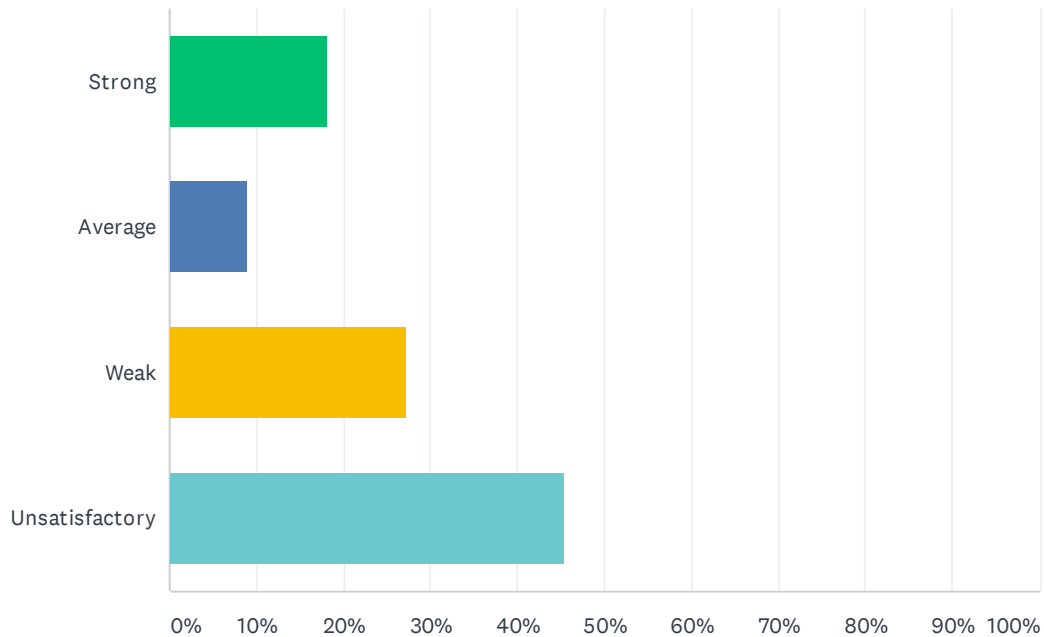
Answered: 11 Skipped: 0



ANSWER CHOICES	RESPONSES	
Strong	45.45%	5
Average	36.36%	4
Weak	18.18%	2
Unsatisfactory	0.00%	0
TOTAL		11

Q11 Administration supports classroom discipline procedures and follows District discipline guidelines.

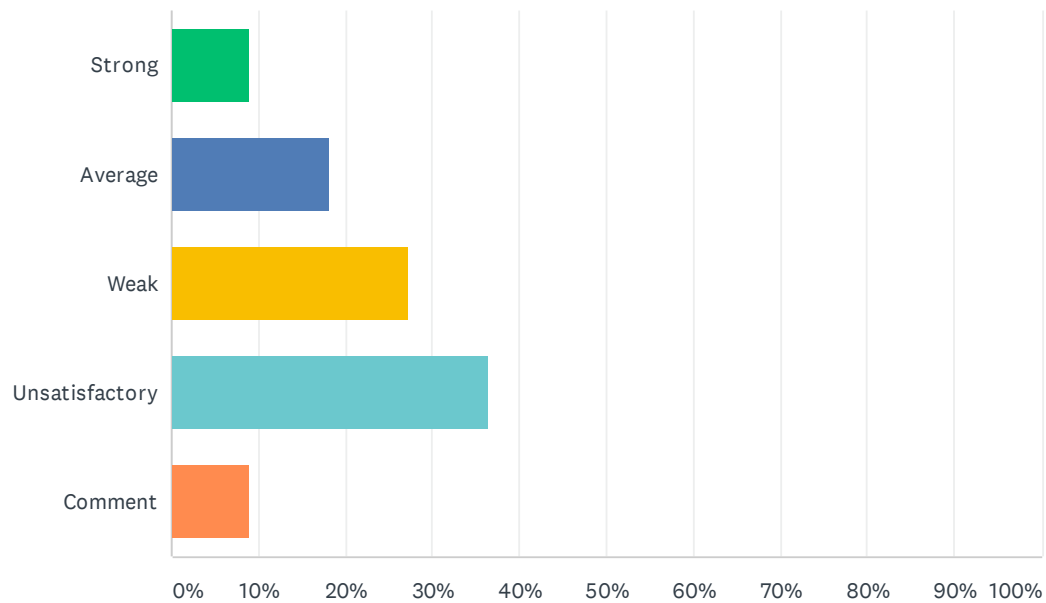
Answered: 11 Skipped: 0



ANSWER CHOICES	RESPONSES	
Strong	18.18%	2
Average	9.09%	1
Weak	27.27%	3
Unsatisfactory	45.45%	5
TOTAL		11

Q12 Administration processes ODR's (Office Disciplinary Referrals) within 48 hours and supports staff when discipline moves beyond classroom managed behaviors.

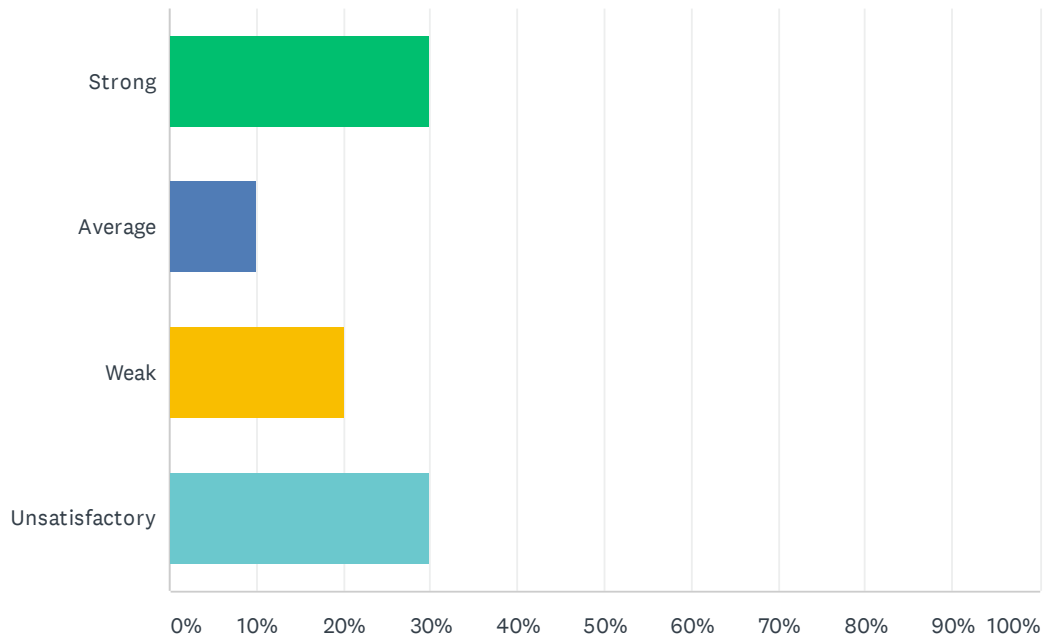
Answered: 11 Skipped: 0



ANSWER CHOICES	RESPONSES	
Strong	9.09%	1
Average	18.18%	2
Weak	27.27%	3
Unsatisfactory	36.36%	4
Comment	9.09%	1
TOTAL		11

Q13 Administration treats teachers as professionals; the teacher's word is not disregarded in favor of the student's.

Answered: 10 Skipped: 1



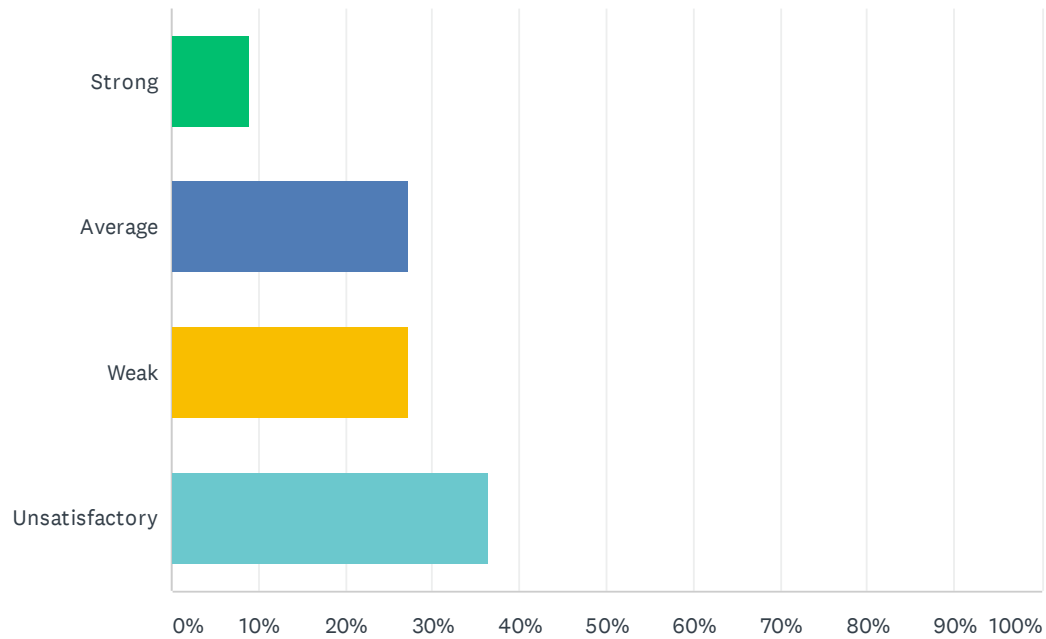
ANSWER CHOICES	RESPONSES	
Strong	30.00%	3
Average	10.00%	1
Weak	20.00%	2
Unsatisfactory	30.00%	3
TOTAL		10

Q14 How do you feel that your administration positively/negatively impacts working conditions at your site?

Answered: 8 Skipped: 3

Q15 Site staff is involved in setting school policies and budgetary priorities.

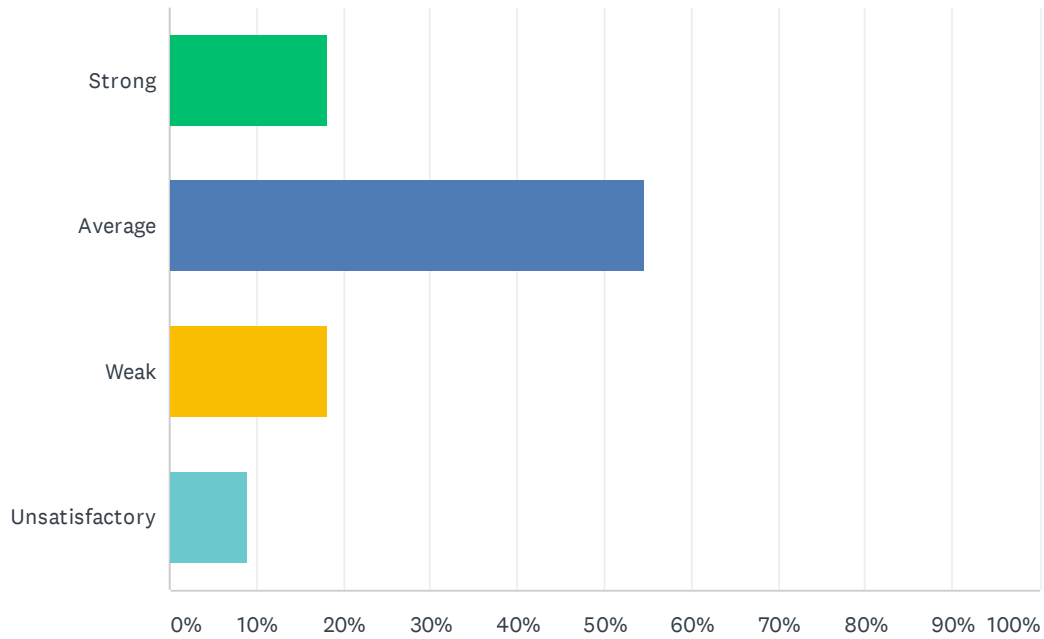
Answered: 11 Skipped: 0



ANSWER CHOICES	RESPONSES	
Strong	9.09%	1
Average	27.27%	3
Weak	27.27%	3
Unsatisfactory	36.36%	4
TOTAL		11

Q16 Site meetings are productive and not excessive.

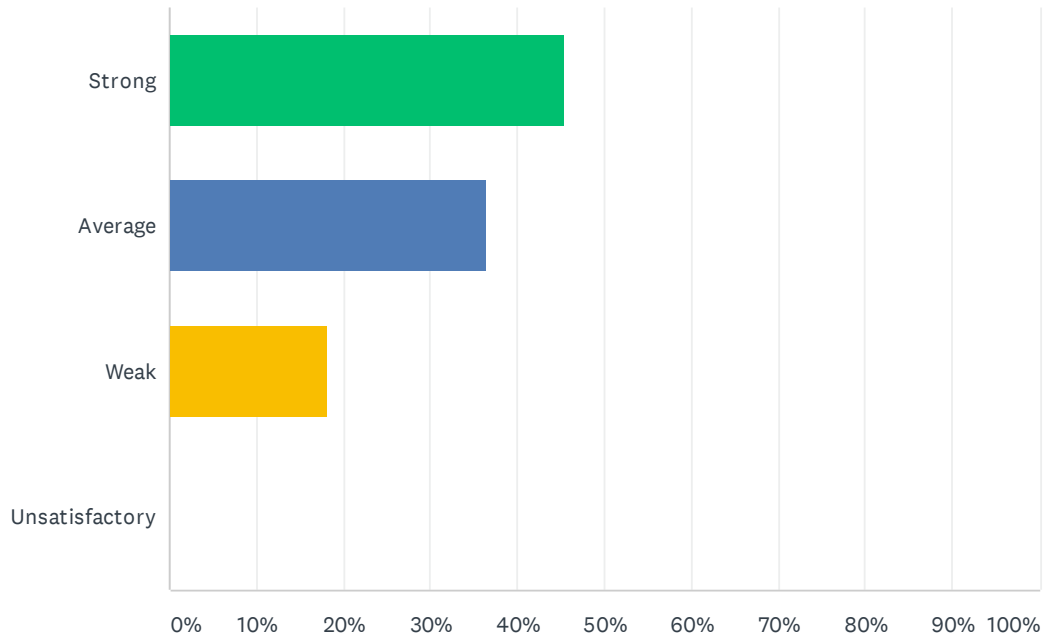
Answered: 11 Skipped: 0



ANSWER CHOICES	RESPONSES	
Strong	18.18%	2
Average	54.55%	6
Weak	18.18%	2
Unsatisfactory	9.09%	1
TOTAL		11

Q17 Bank days are used for PLC activities; Site administration uses two Bank Days a month and staff gets uninterrupted planning/preparation time twice a month during Bank Days.

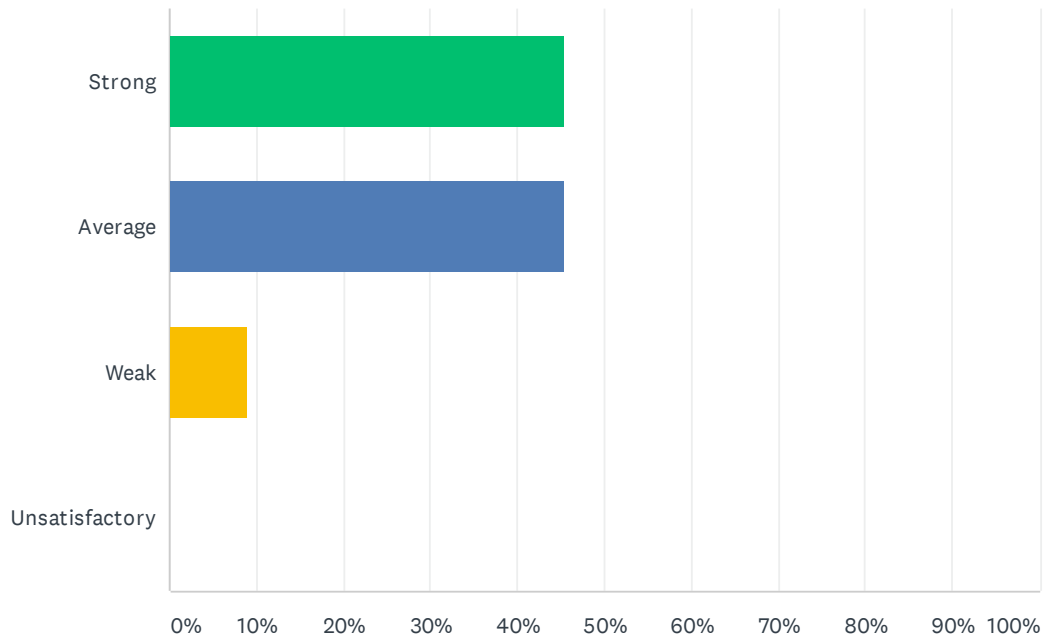
Answered: 11 Skipped: 0



ANSWER CHOICES	RESPONSES	
Strong	45.45%	5
Average	36.36%	4
Weak	18.18%	2
Unsatisfactory	0.00%	0
TOTAL		11

Q18 My site receives daily consecutive uninterrupted planning/preparation time. (30 minutes / 40 minutes)

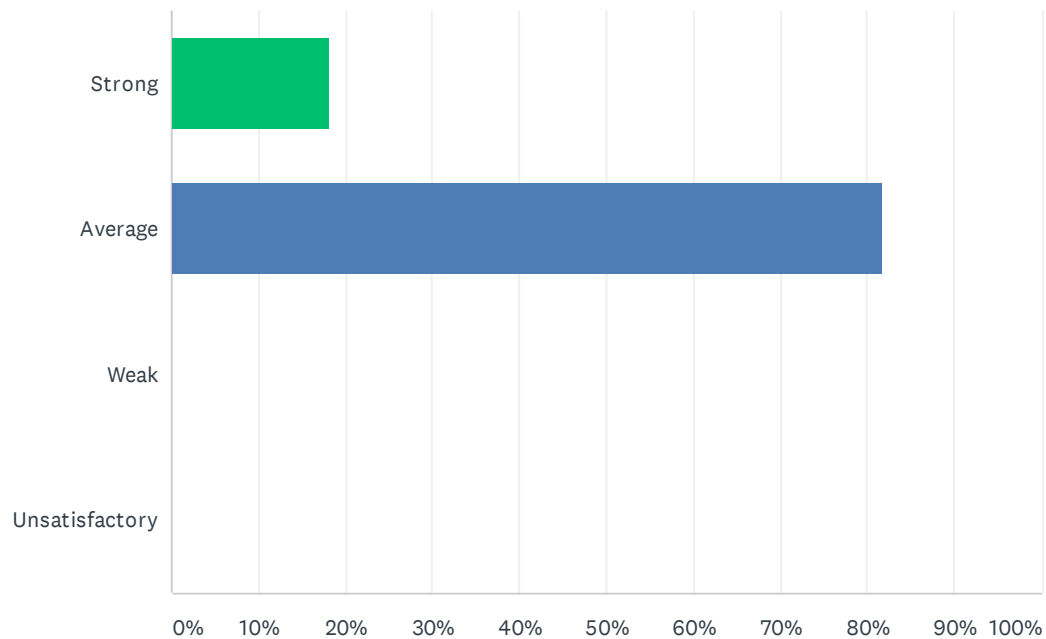
Answered: 11 Skipped: 0



ANSWER CHOICES	RESPONSES	
Strong	45.45%	5
Average	45.45%	5
Weak	9.09%	1
Unsatisfactory	0.00%	0
TOTAL		11

Q19 Staff is given time to input district required data (ie. Benchmarks, Dibels, CFAs, Report Card, and etc).

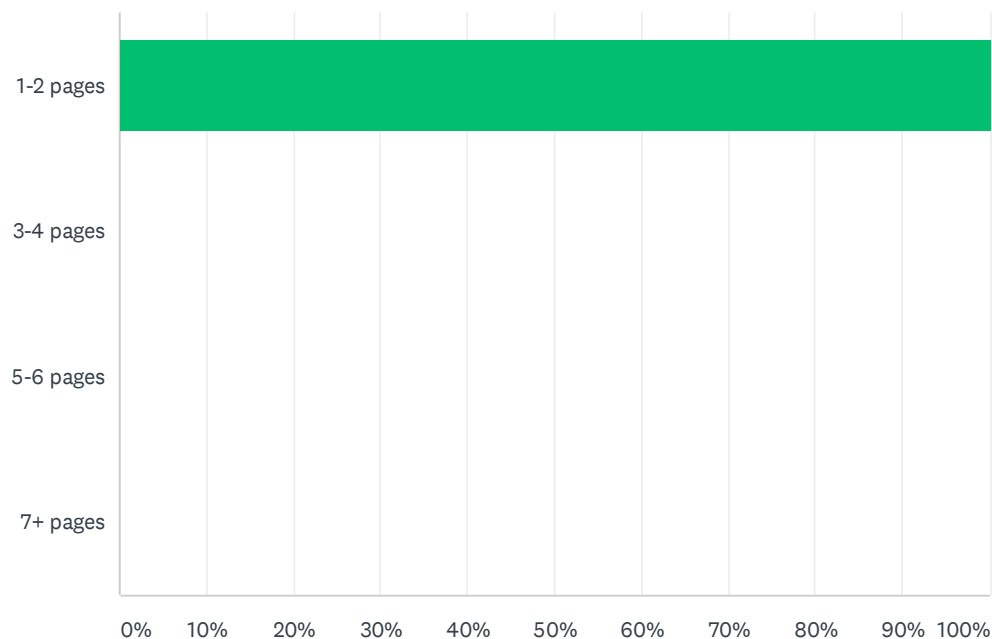
Answered: 11 Skipped: 0



ANSWER CHOICES	RESPONSES	
Strong	18.18%	2
Average	81.82%	9
Weak	0.00%	0
Unsatisfactory	0.00%	0
TOTAL		11

Q20 Teachers are required to submit complete, but not excessively lengthy lesson plans.

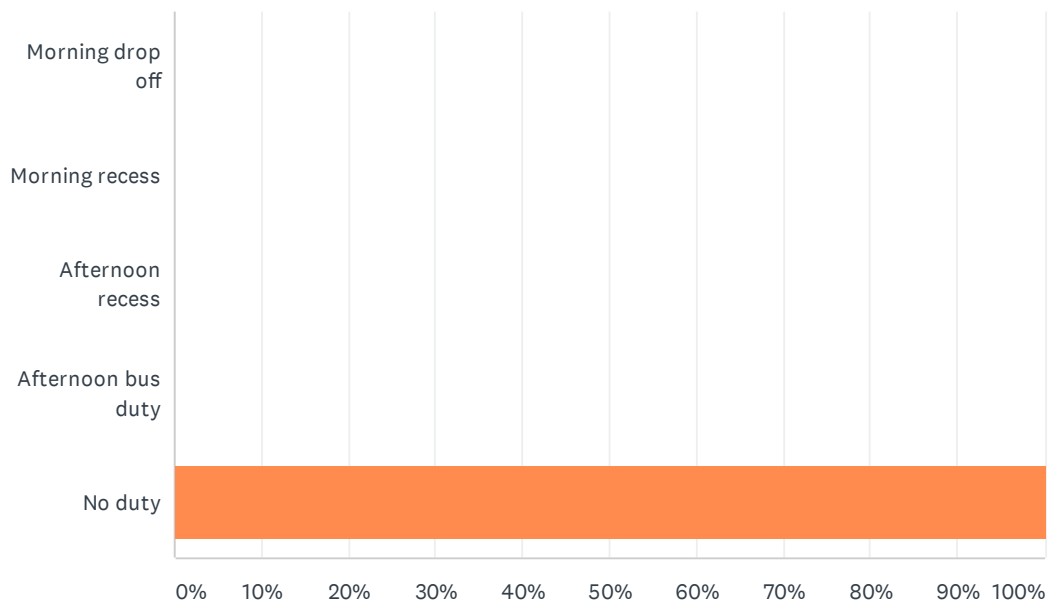
Answered: 9 Skipped: 2



ANSWER CHOICES	RESPONSES	
1-2 pages	100.00%	9
3-4 pages	0.00%	0
5-6 pages	0.00%	0
7+ pages	0.00%	0
TOTAL		9

Q21 Staff has recess and/or bus duty.

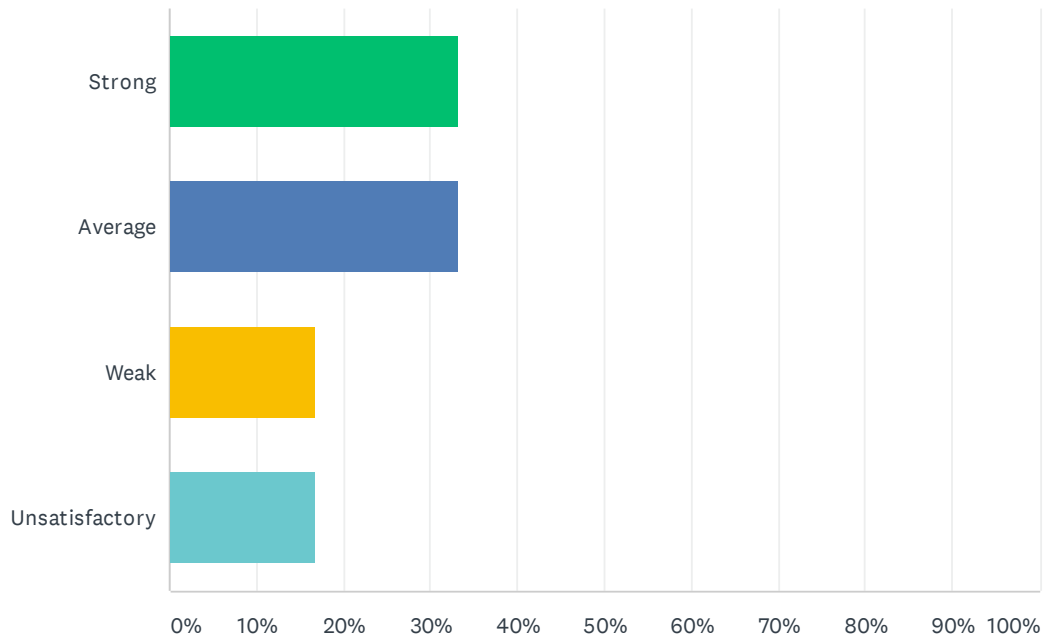
Answered: 11 Skipped: 0



ANSWER CHOICES	RESPONSES	
Morning drop off	0.00%	0
Morning recess	0.00%	0
Afternoon recess	0.00%	0
Afternoon bus duty	0.00%	0
No duty	100.00%	11
Total Respondents: 11		

Q22 The Special Education Department is assisting you with your questions, problems, and concerns.

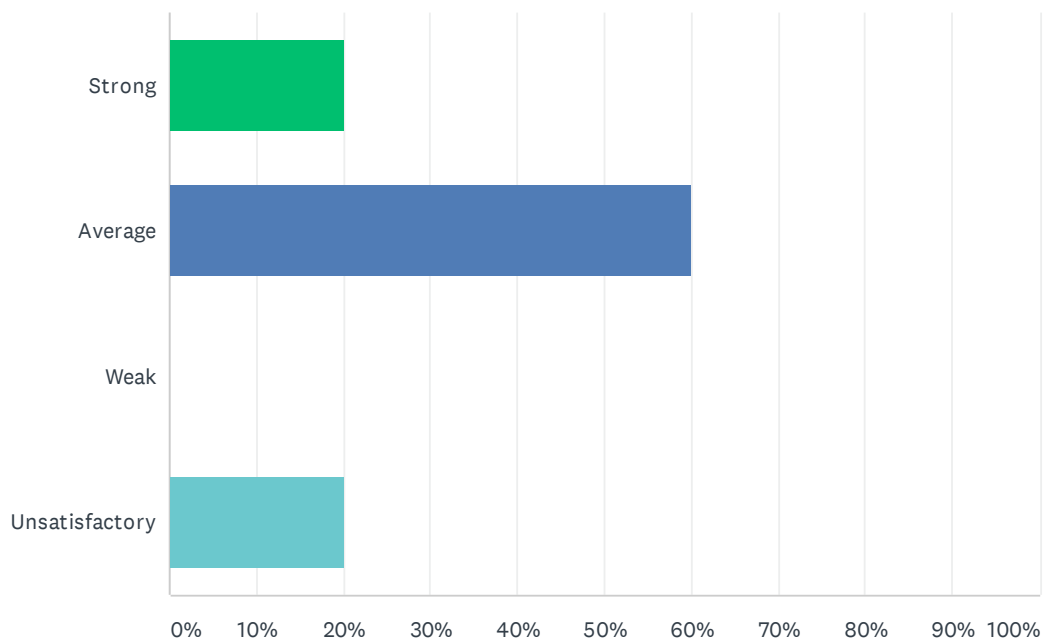
Answered: 6 Skipped: 5



ANSWER CHOICES	RESPONSES	
Strong	33.33%	2
Average	33.33%	2
Weak	16.67%	1
Unsatisfactory	16.67%	1
TOTAL		6

Q23 Special Education class size is balanced within each program to ensure student safety and individualized instruction.

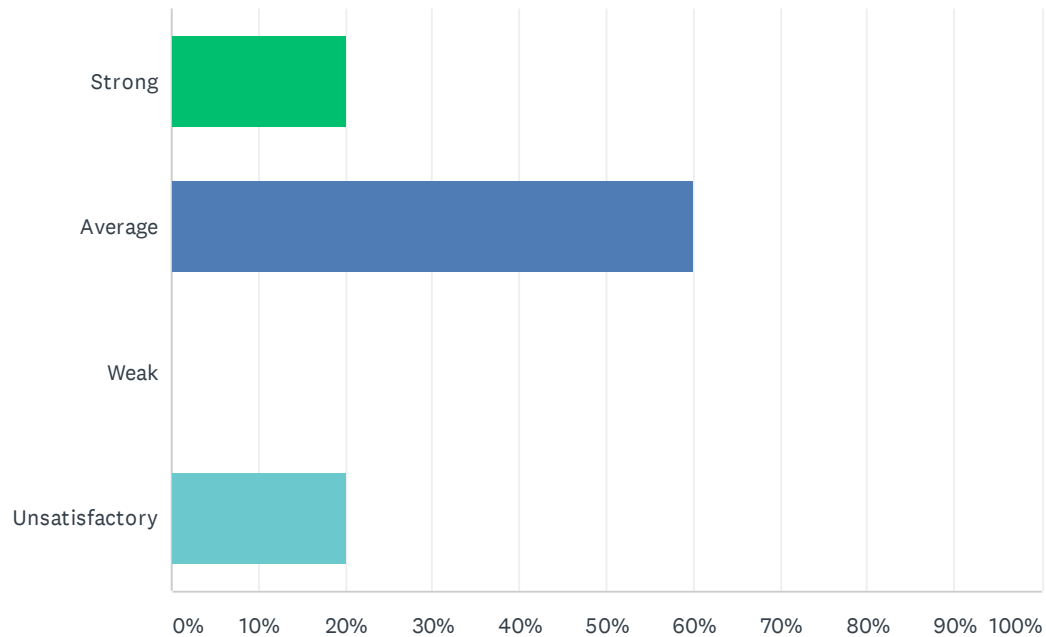
Answered: 5 Skipped: 6



ANSWER CHOICES	RESPONSES	
Strong	20.00%	1
Average	60.00%	3
Weak	0.00%	0
Unsatisfactory	20.00%	1
TOTAL		5

Q24 Special education teachers have opportunities to participate in school-based, content area staff development.

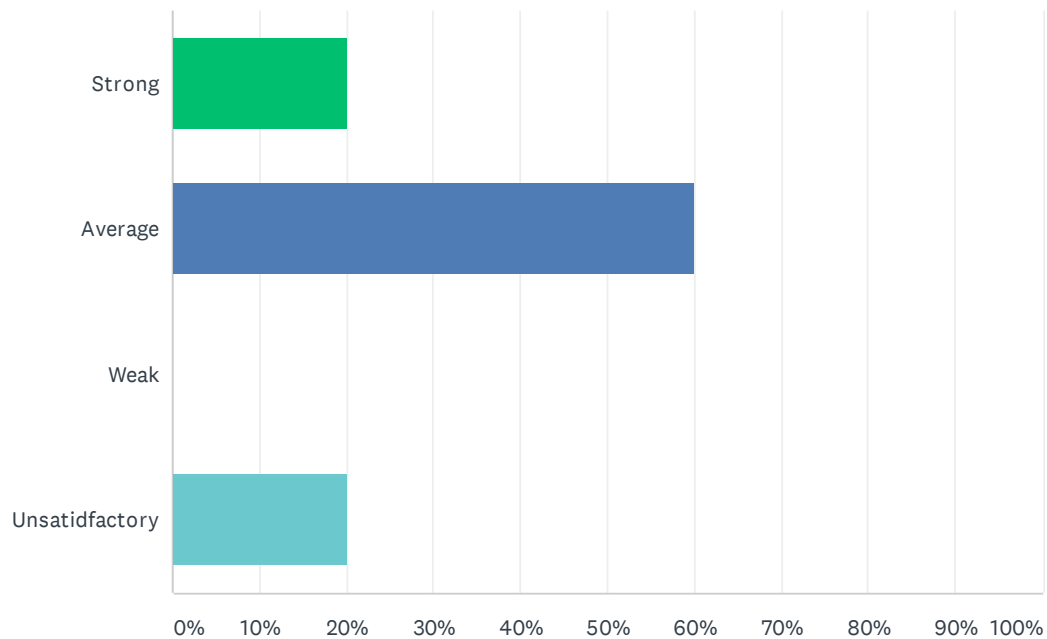
Answered: 5 Skipped: 6



ANSWER CHOICES	RESPONSES	
Strong	20.00%	1
Average	60.00%	3
Weak	0.00%	0
Unsatisfactory	20.00%	1
TOTAL		5

Q25 Special education teachers have needed access to ALL instructional resources provided to the general education teachers.

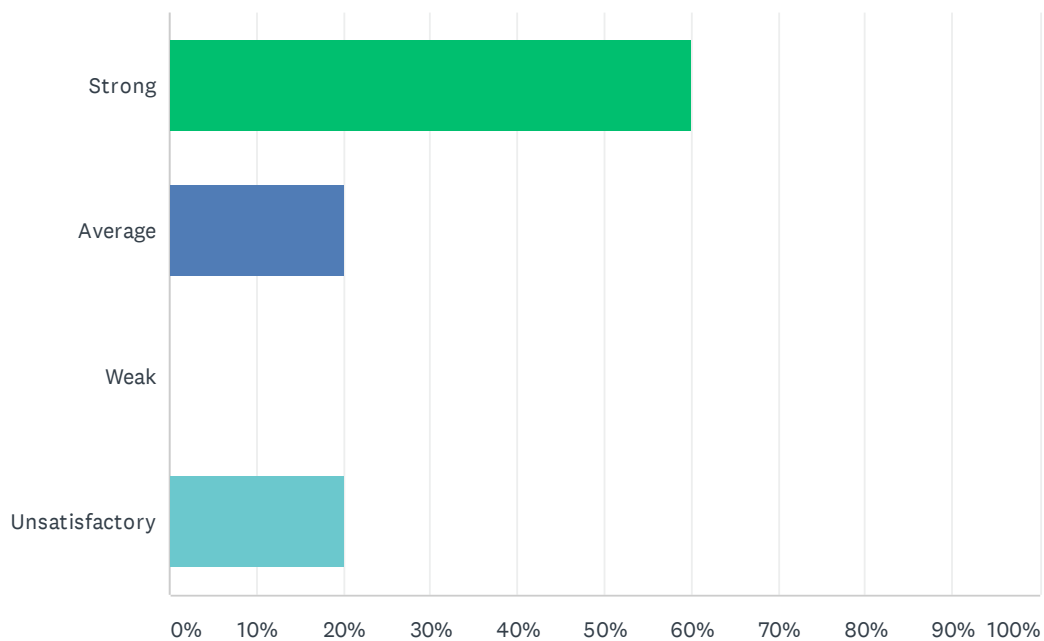
Answered: 5 Skipped: 6



ANSWER CHOICES	RESPONSES	
Strong	20.00%	1
Average	60.00%	3
Weak	0.00%	0
Unsatisfactory	20.00%	1
TOTAL		5

Q26 Special education teachers are adequately trained in the administration of state assessments and District IEP's.

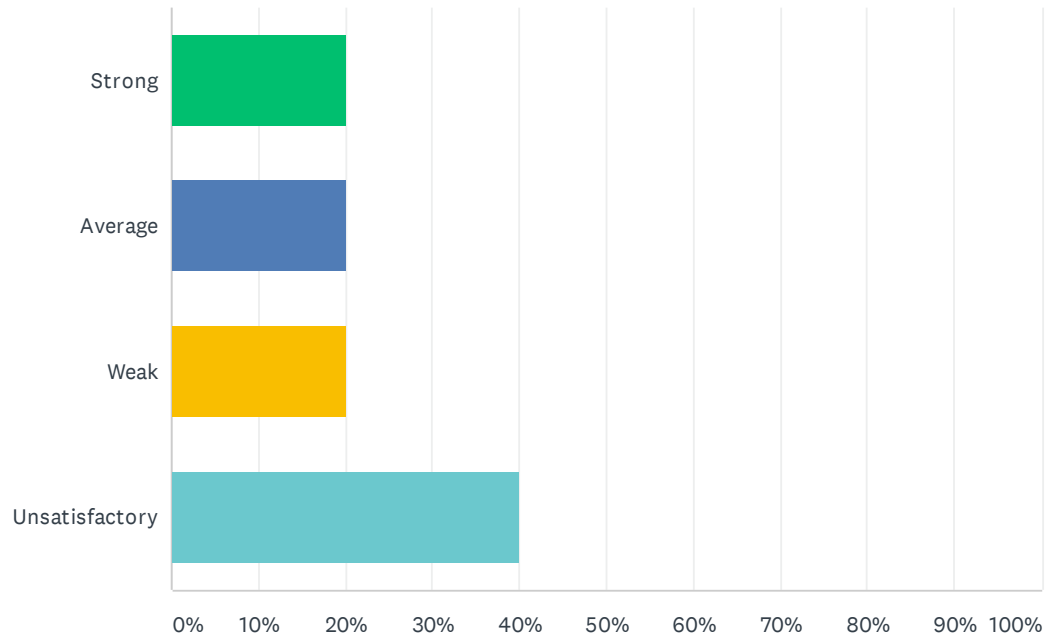
Answered: 5 Skipped: 6



ANSWER CHOICES	RESPONSES	
Strong	60.00%	3
Average	20.00%	1
Weak	0.00%	0
Unsatisfactory	20.00%	1
TOTAL		5

Q27 The site principal is accessible to discuss special education issues.

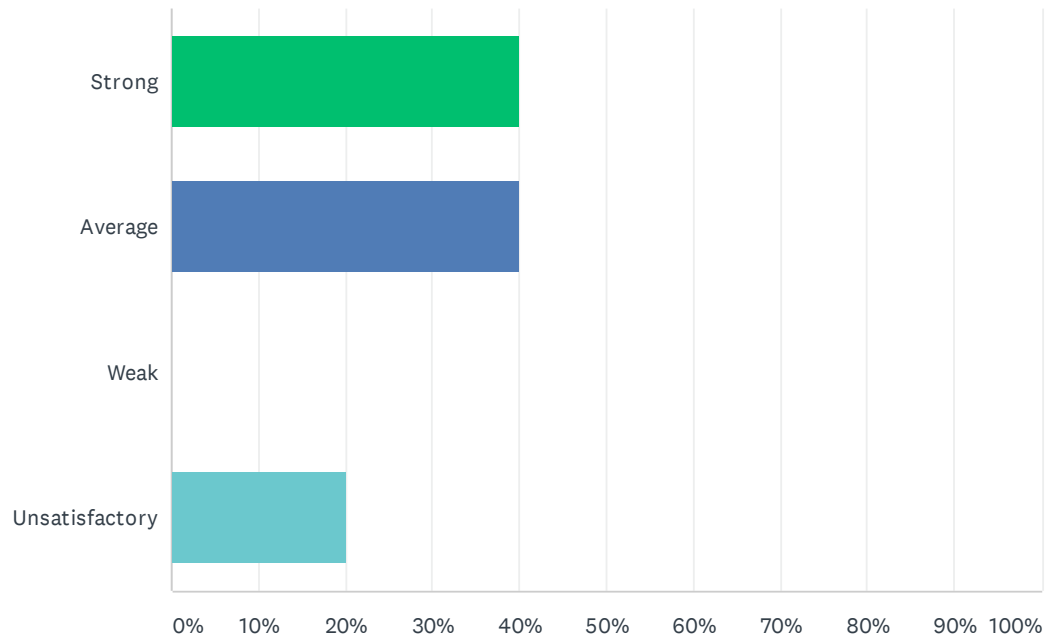
Answered: 5 Skipped: 6



ANSWER CHOICES	RESPONSES	
Strong	20.00%	1
Average	20.00%	1
Weak	20.00%	1
Unsatisfactory	40.00%	2
TOTAL		5

Q28 The site principal promotes equal opportunities for all students to learn.

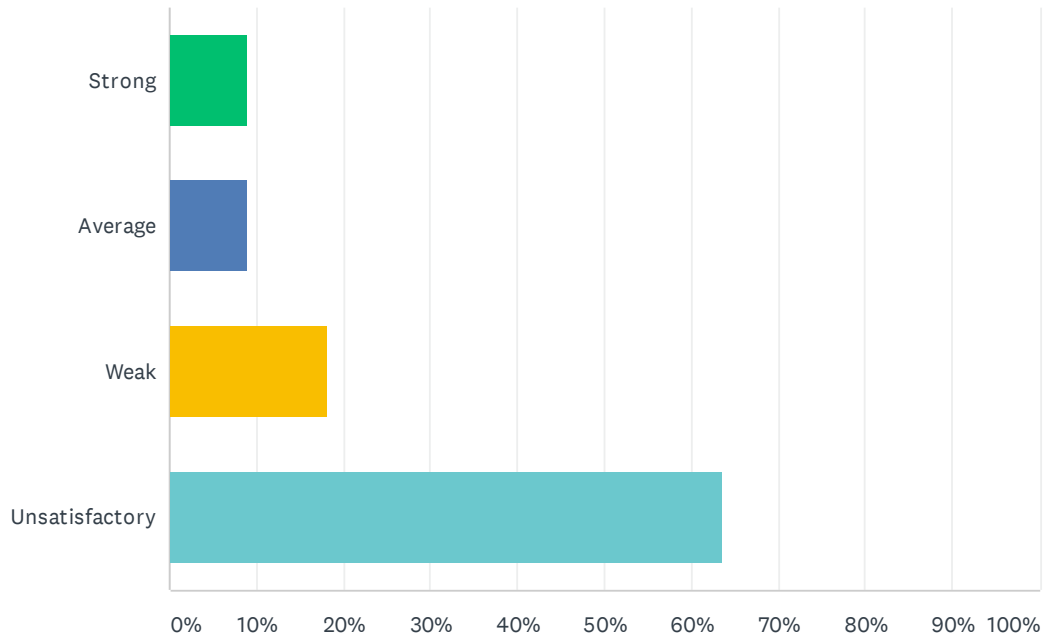
Answered: 5 Skipped: 6



ANSWER CHOICES	RESPONSES	
Strong	40.00%	2
Average	40.00%	2
Weak	0.00%	0
Unsatisfactory	20.00%	1
TOTAL		5

Q29 PBIS is used effectively and is improving behavior.

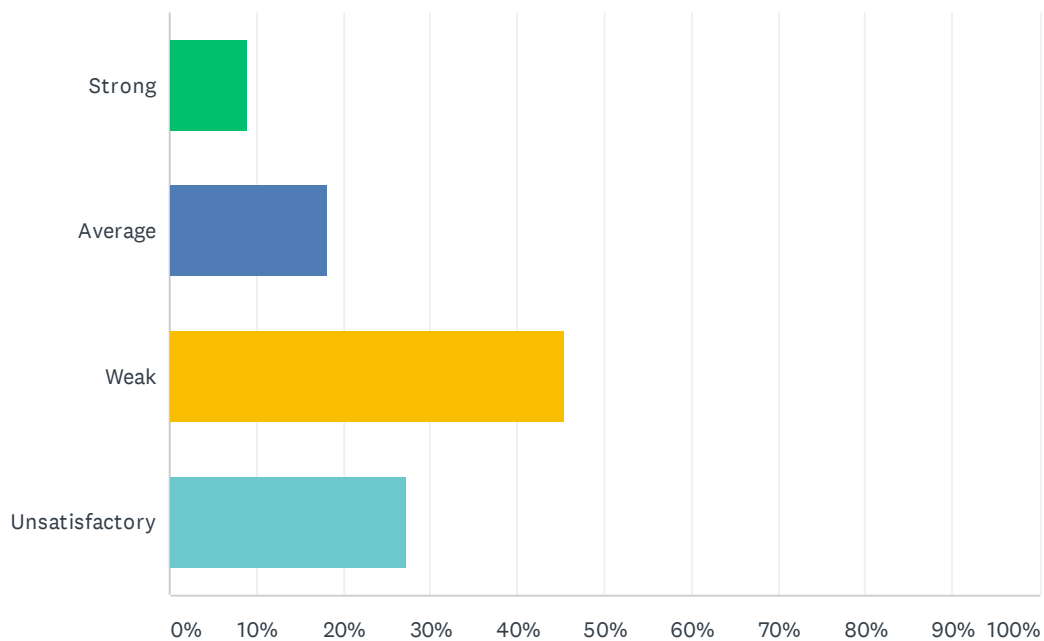
Answered: 11 Skipped: 0



ANSWER CHOICES	RESPONSES	
Strong	9.09%	1
Average	9.09%	1
Weak	18.18%	2
Unsatisfactory	63.64%	7
TOTAL		11

Q30 PBIS and Behavior Intervention Specialists are creating a safer environment at my site.

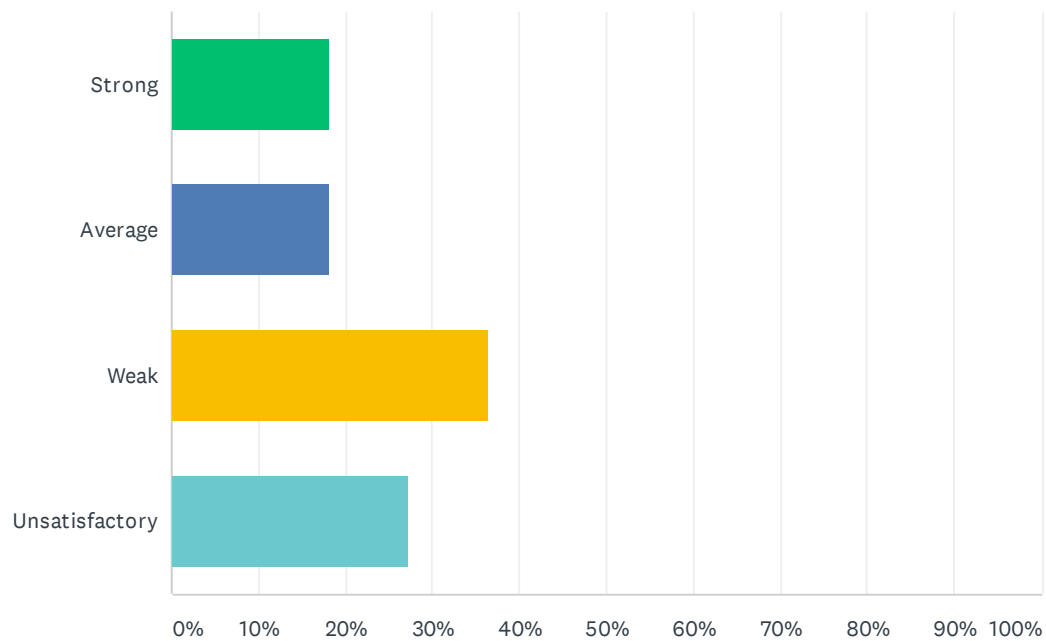
Answered: 11 Skipped: 0



ANSWER CHOICES	RESPONSES	
Strong	9.09%	1
Average	18.18%	2
Weak	45.45%	5
Unsatisfactory	27.27%	3
TOTAL		11

Q31 Staff and students feel safe at my site.

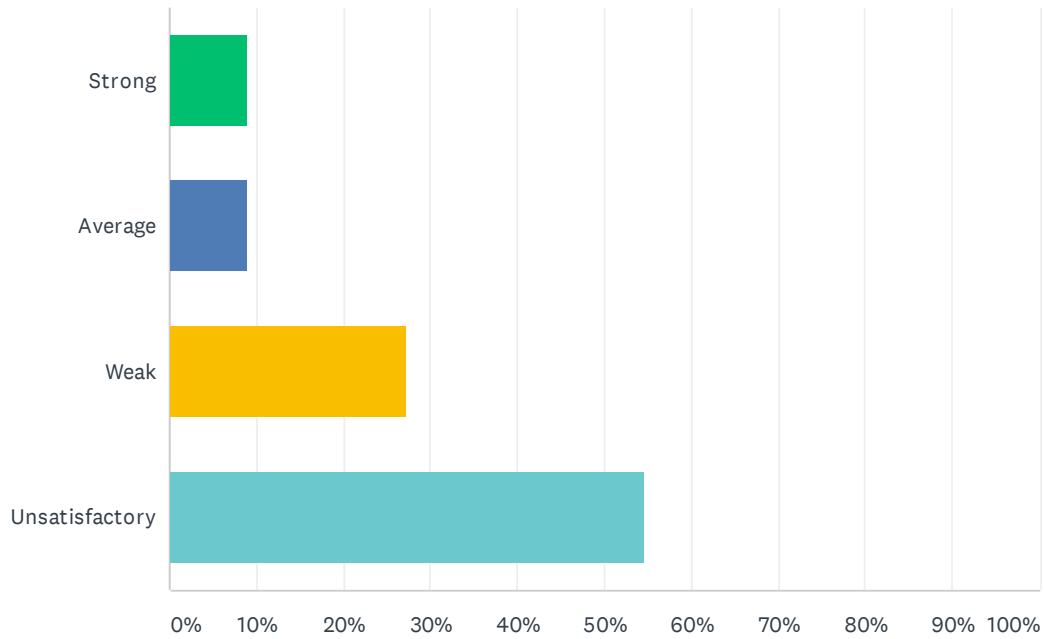
Answered: 11 Skipped: 0



ANSWER CHOICES	RESPONSES	
Strong	18.18%	2
Average	18.18%	2
Weak	36.36%	4
Unsatisfactory	27.27%	3
TOTAL		11

Q32 Discipline is improving at my site and not interfering with learning.

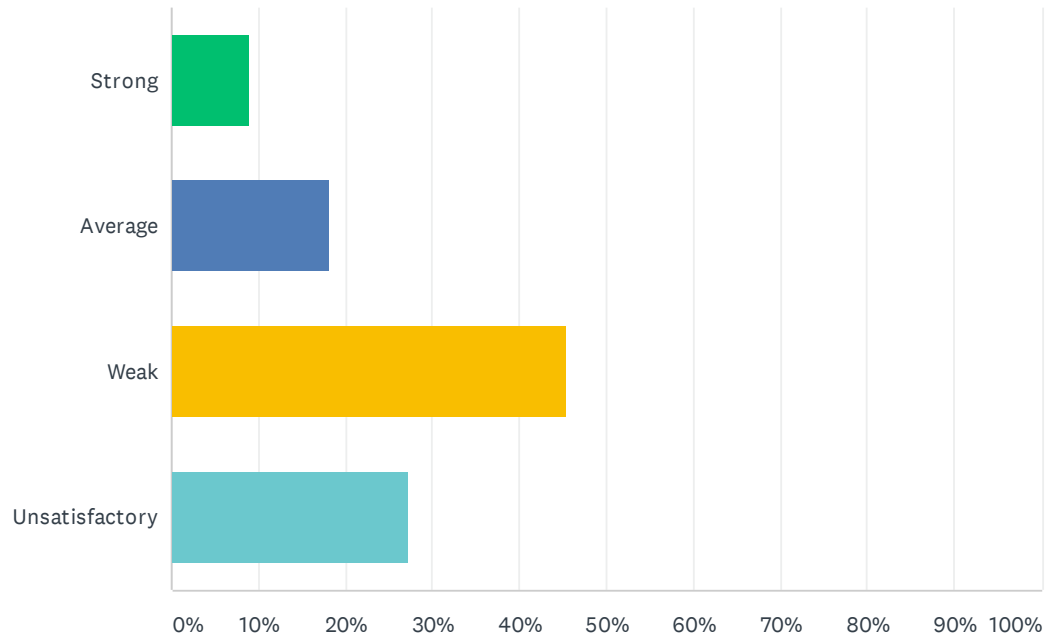
Answered: 11 Skipped: 0



ANSWER CHOICES	RESPONSES	
Strong	9.09%	1
Average	9.09%	1
Weak	27.27%	3
Unsatisfactory	54.55%	6
TOTAL		11

Q33 Positive referrals are an effective tool in improving discipline.

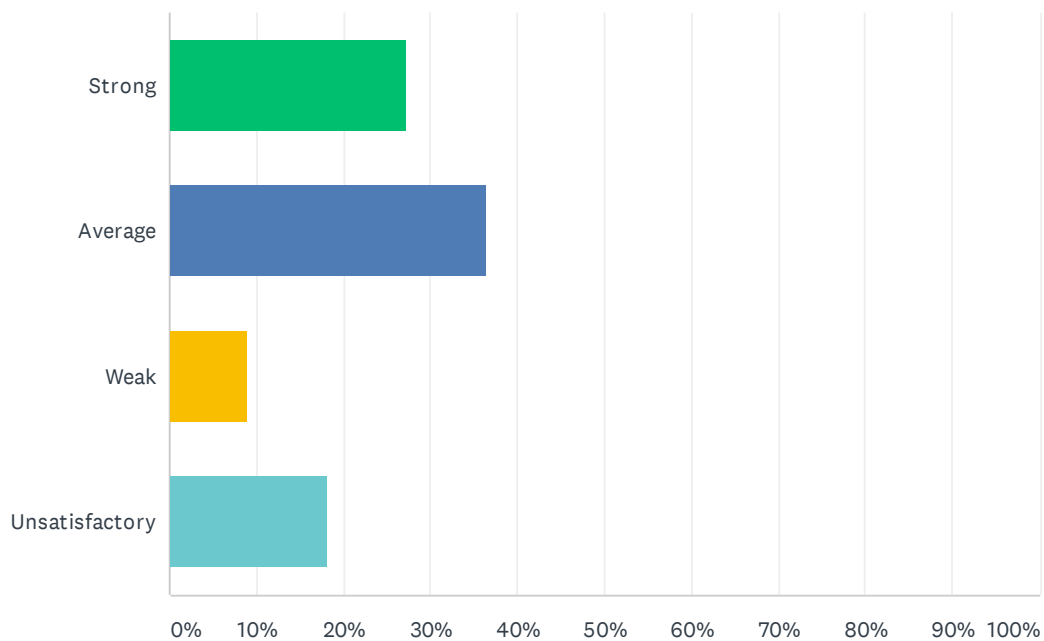
Answered: 11 Skipped: 0



ANSWER CHOICES	RESPONSES	
Strong	9.09%	1
Average	18.18%	2
Weak	45.45%	5
Unsatisfactory	27.27%	3
TOTAL		11

Q34 When ODR's (office disciplinary referral) are written the teacher's word is valued and trusted.

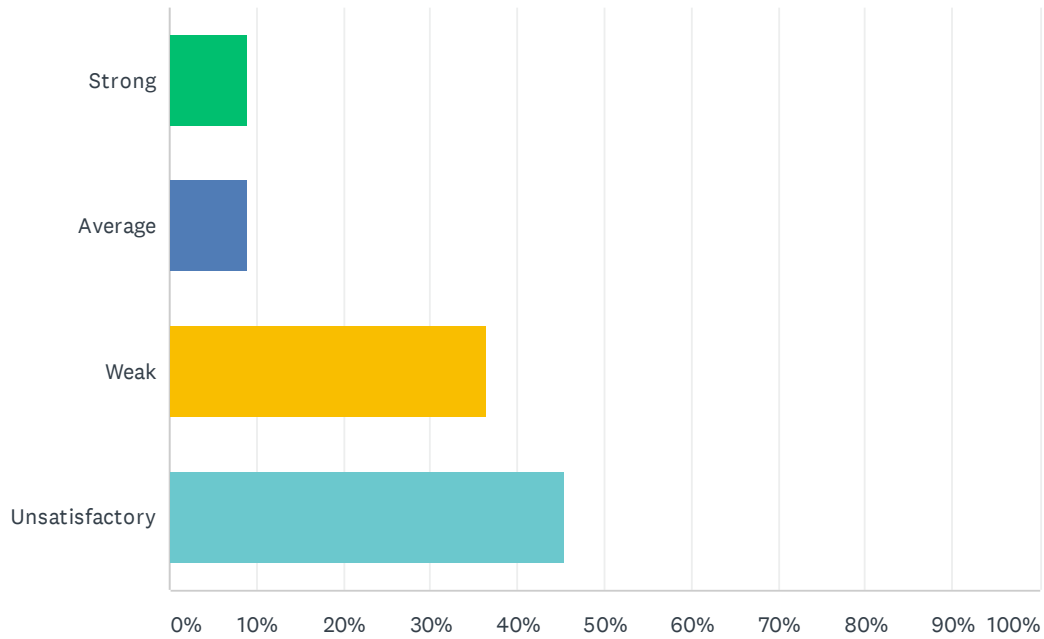
Answered: 11 Skipped: 0



ANSWER CHOICES	RESPONSES	
Strong	27.27%	3
Average	36.36%	4
Weak	9.09%	1
Unsatisfactory	18.18%	2
TOTAL		11

Q35 My site has a positive atmosphere.

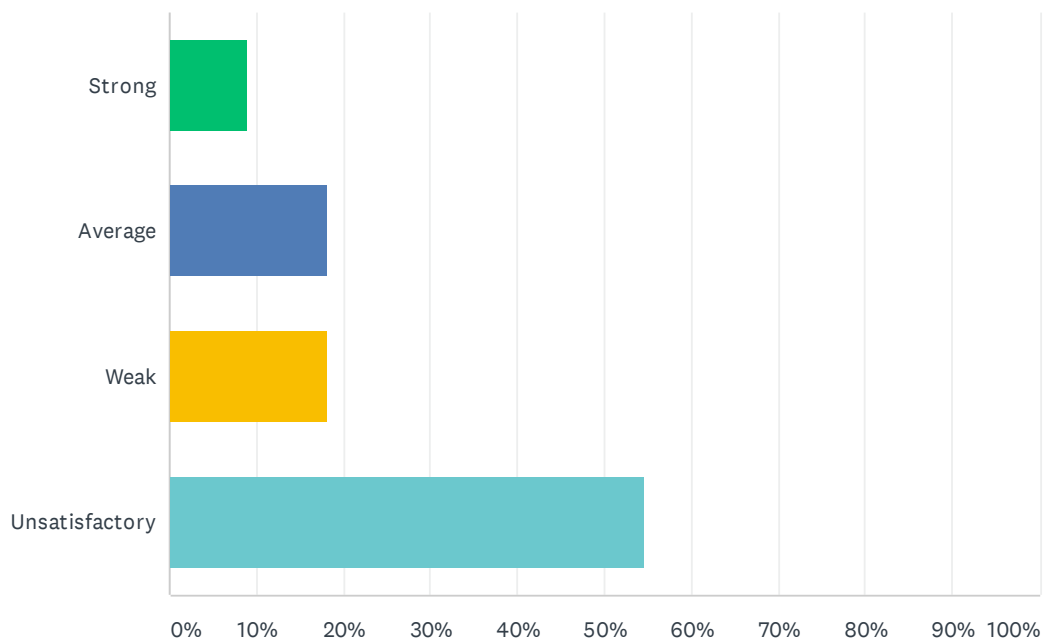
Answered: 11 Skipped: 0



ANSWER CHOICES	RESPONSES	
Strong	9.09%	1
Average	9.09%	1
Weak	36.36%	4
Unsatisfactory	45.45%	5
TOTAL		11

Q36 I would recommend my site to other employees and prospective teachers.

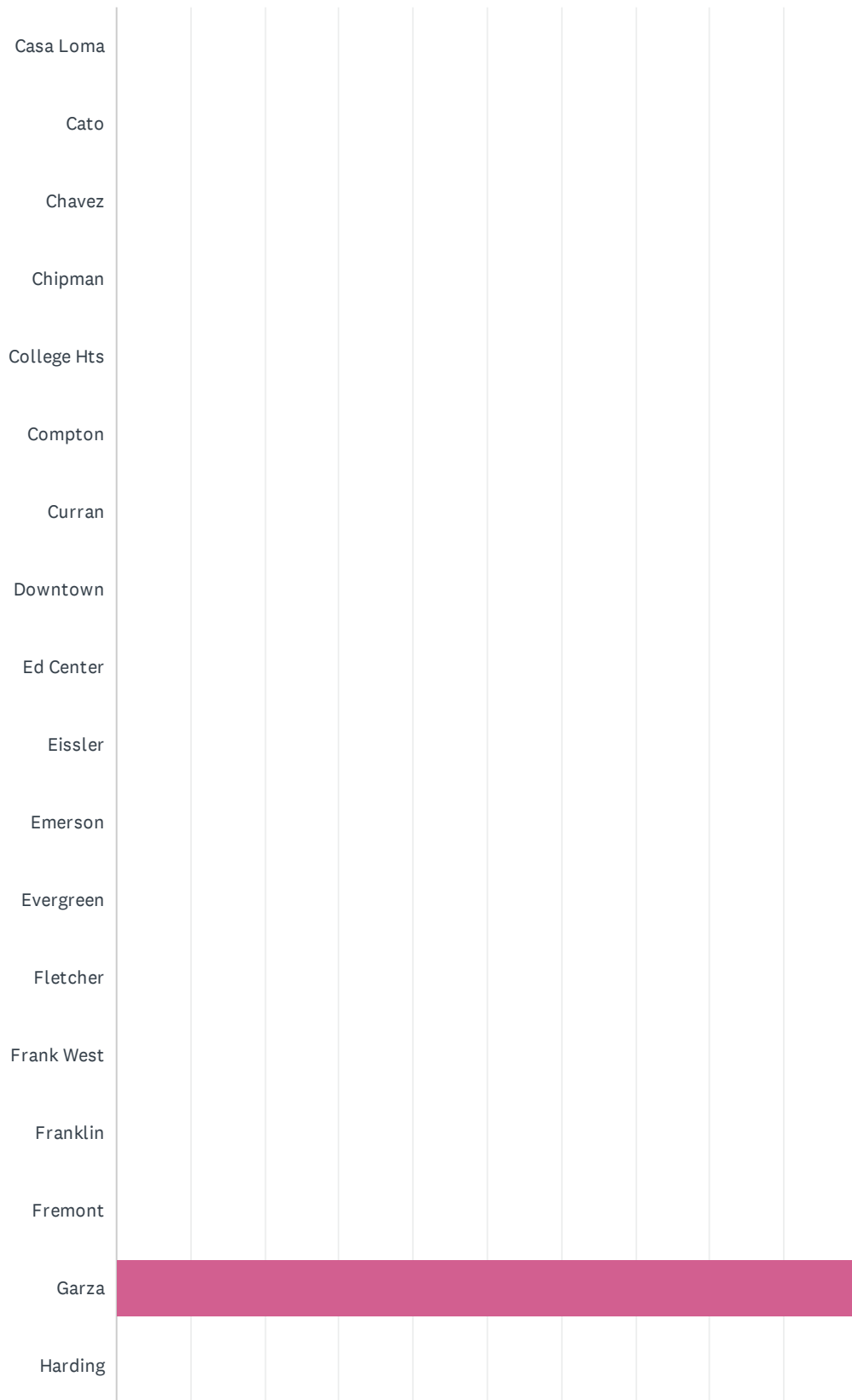
Answered: 11 Skipped: 0



ANSWER CHOICES	RESPONSES	
Strong	9.09%	1
Average	18.18%	2
Weak	18.18%	2
Unsatisfactory	54.55%	6
TOTAL		11

Q1 School Site (If you work at multiple sites choose your home site OR complete a survey for each site at which you spend significant time.)

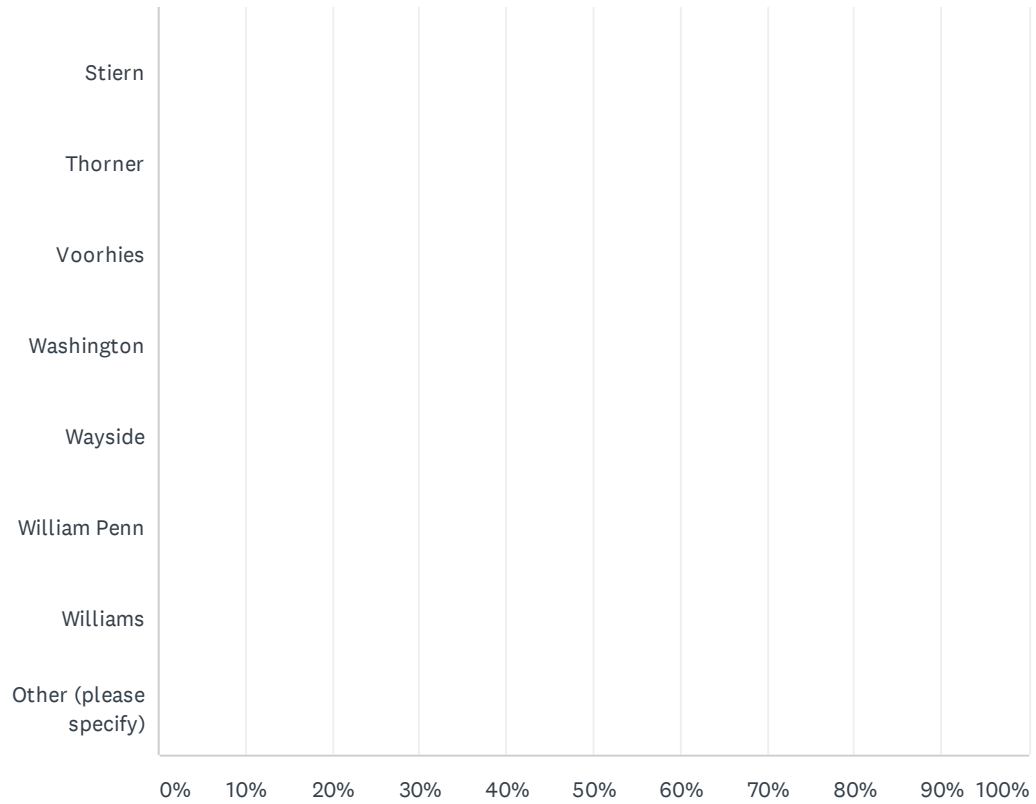
Answered: 11 Skipped: 0



2019-2020 BETA Administration/Site Climate Survey

Harris										
Horace Mann										
Hort										
Jefferson										
Longfellow										
McKinley										
Mt.Vernon										
Munsey										
Nichols										
Noble										
Nurses										
Owens Intermediate										
Owens Primary										
Pauly										
Pioneer										
Rafer Johnson										
Roosevelt										
Sequoia										
Sierra										
Special Ed Office										
Stella Hills										

2019-2020 BETA Administration/Site Climate Survey



2019-2020 BETA Administration/Site Climate Survey

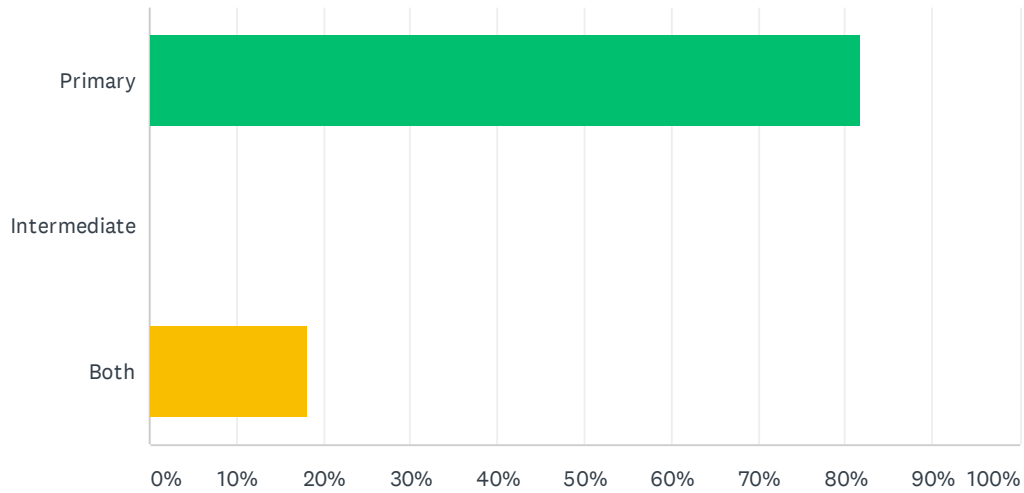
ANSWER CHOICES	RESPONSES	
Casa Loma	0.00%	0
Cato	0.00%	0
Chavez	0.00%	0
Chipman	0.00%	0
College Hts	0.00%	0
Compton	0.00%	0
Curran	0.00%	0
Downtown	0.00%	0
Ed Center	0.00%	0
Eissler	0.00%	0
Emerson	0.00%	0
Evergreen	0.00%	0
Fletcher	0.00%	0
Frank West	0.00%	0
Franklin	0.00%	0
Fremont	0.00%	0
Garza	100.00%	11
Harding	0.00%	0
Harris	0.00%	0
Horace Mann	0.00%	0
Hort	0.00%	0
Jefferson	0.00%	0
Longfellow	0.00%	0
McKinley	0.00%	0
Mt.Vernon	0.00%	0
Munsey	0.00%	0
Nichols	0.00%	0
Noble	0.00%	0
Nurses	0.00%	0
Owens Intermediate	0.00%	0
Owens Primary	0.00%	0
Pauly	0.00%	0

2019-2020 BETA Administration/Site Climate Survey

Pioneer	0.00%	0
Rafer Johnson	0.00%	0
Roosevelt	0.00%	0
Sequoia	0.00%	0
Sierra	0.00%	0
Special Ed Office	0.00%	0
Stella Hills	0.00%	0
Stiern	0.00%	0
Thorner	0.00%	0
Voorhies	0.00%	0
Washington	0.00%	0
Wayside	0.00%	0
William Penn	0.00%	0
Williams	0.00%	0
Other (please specify)	0.00%	0
Total Respondents: 11		

Q2 Instructional Grade Level or Support Services

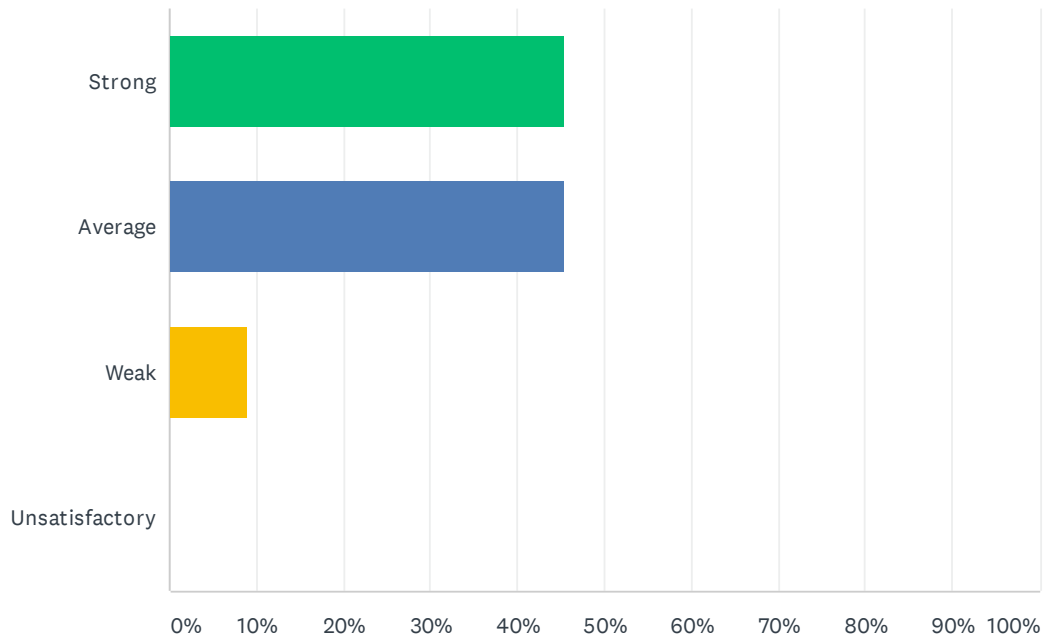
Answered: 11 Skipped: 0



ANSWER CHOICES	RESPONSES	
Primary	81.82%	9
Intermediate	0.00%	0
Both	18.18%	2
TOTAL		11

Q3 Site administration is sensitive to the needs of students, staff, and community.

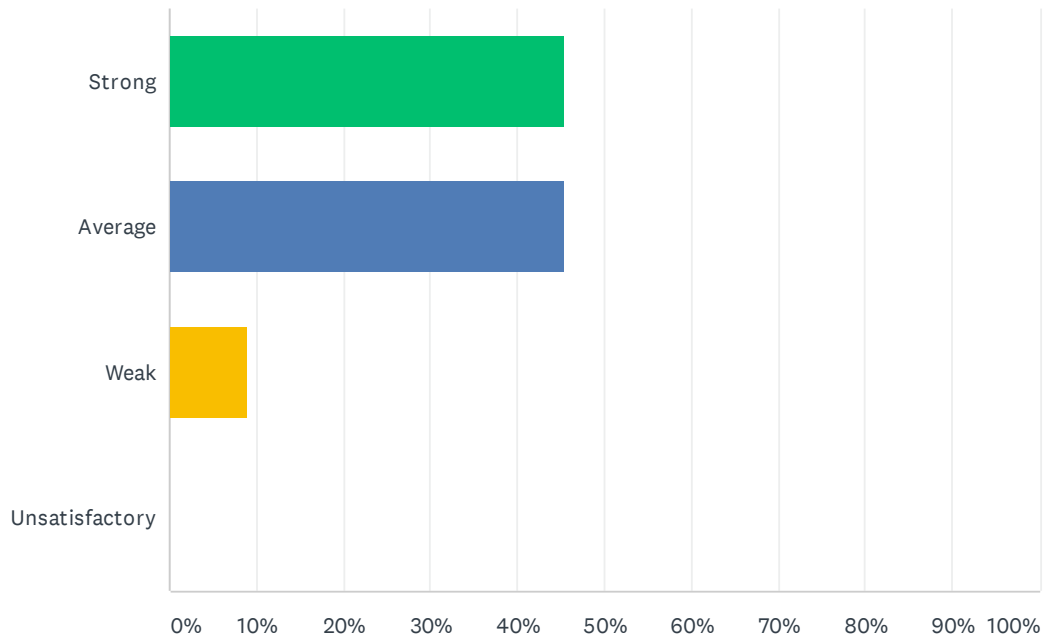
Answered: 11 Skipped: 0



ANSWER CHOICES	RESPONSES	
Strong	45.45%	5
Average	45.45%	5
Weak	9.09%	1
Unsatisfactory	0.00%	0
TOTAL		11

Q4 Site administration treats staff with respect; you feel like a valued member of a team

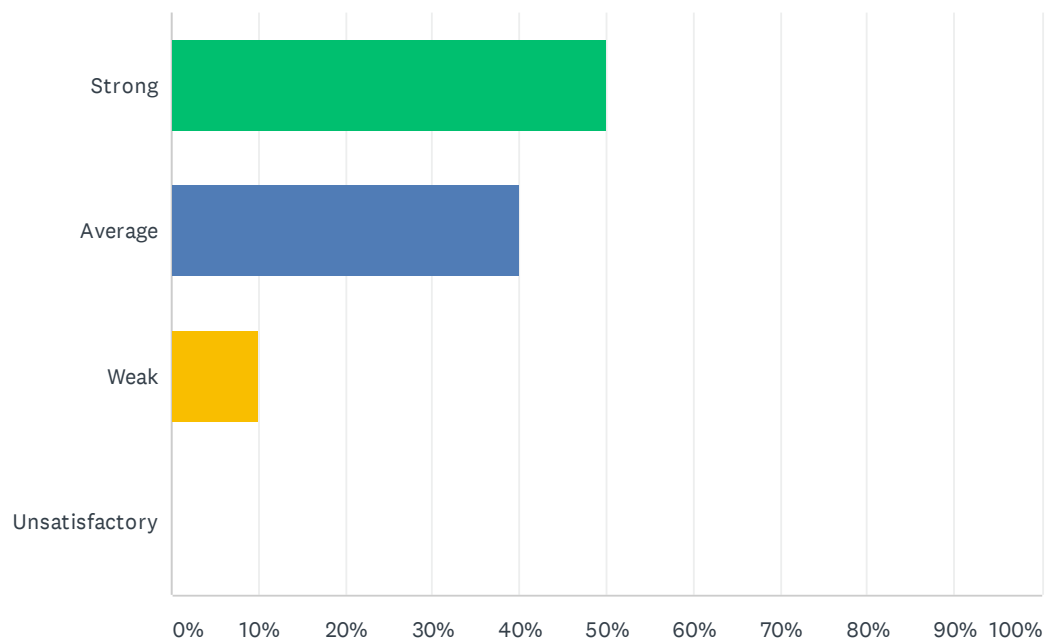
Answered: 11 Skipped: 0



ANSWER CHOICES	RESPONSES	
Strong	45.45%	5
Average	45.45%	5
Weak	9.09%	1
Unsatisfactory	0.00%	0
TOTAL		11

Q5 Site administration conducts classroom visits (walk-through) in least the disruptive manner and leaves timely feedback (within 24 hours).

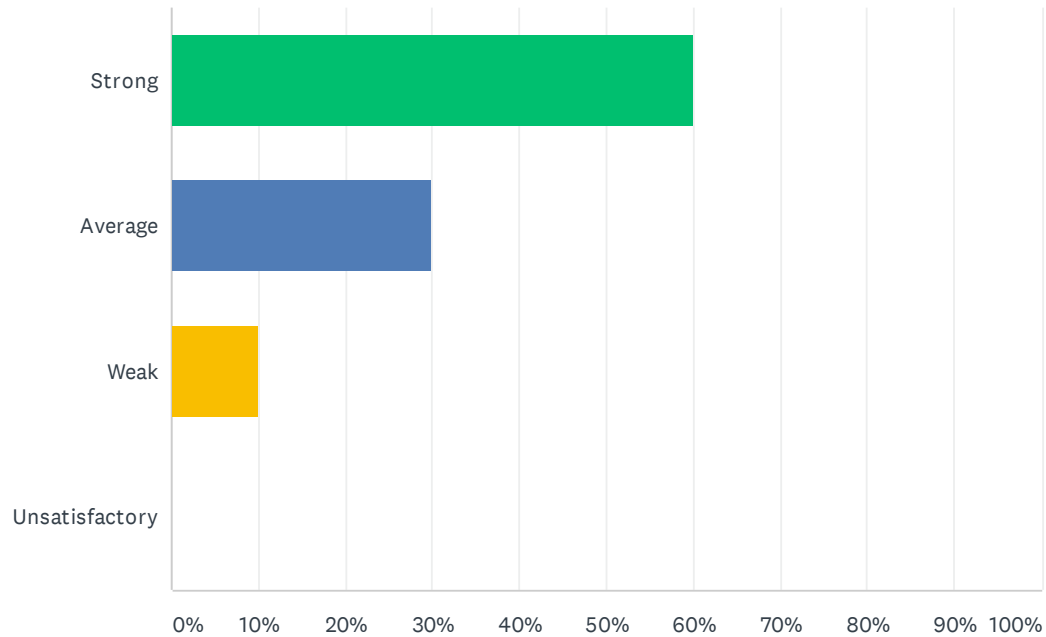
Answered: 10 Skipped: 1



ANSWER CHOICES	RESPONSES	
Strong	50.00%	5
Average	40.00%	4
Weak	10.00%	1
Unsatisfactory	0.00%	0
TOTAL		10

Q6 Site administration follows the contract and respects personal rights.

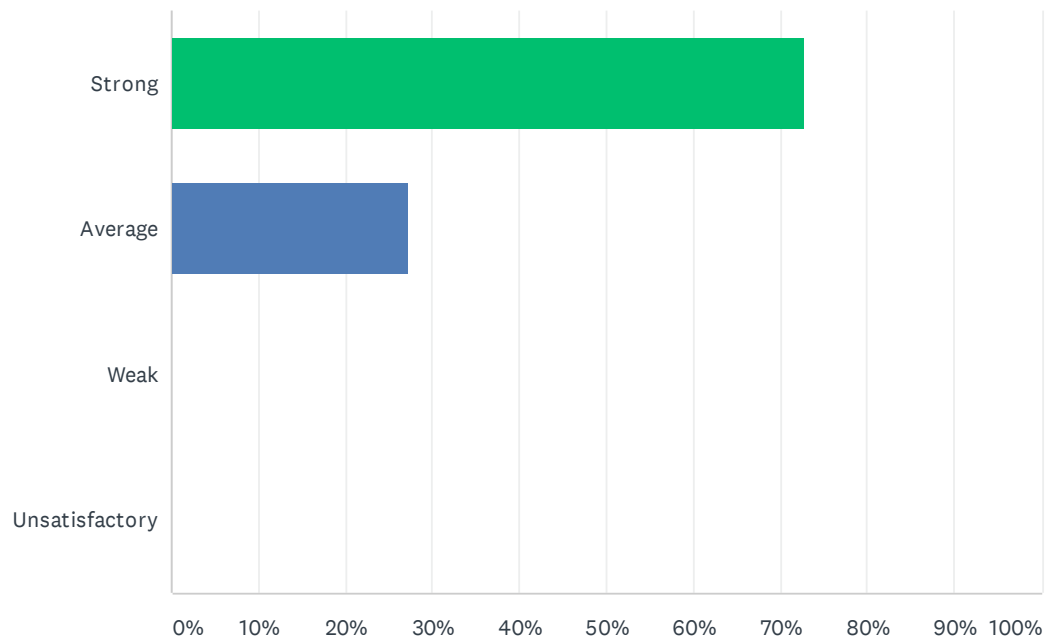
Answered: 10 Skipped: 1



ANSWER CHOICES	RESPONSES	
Strong	60.00%	6
Average	30.00%	3
Weak	10.00%	1
Unsatisfactory	0.00%	0
TOTAL		10

Q7 Administration utilizes staff according to their job description (ie. Coaches, APL's, Specialists & Staff).

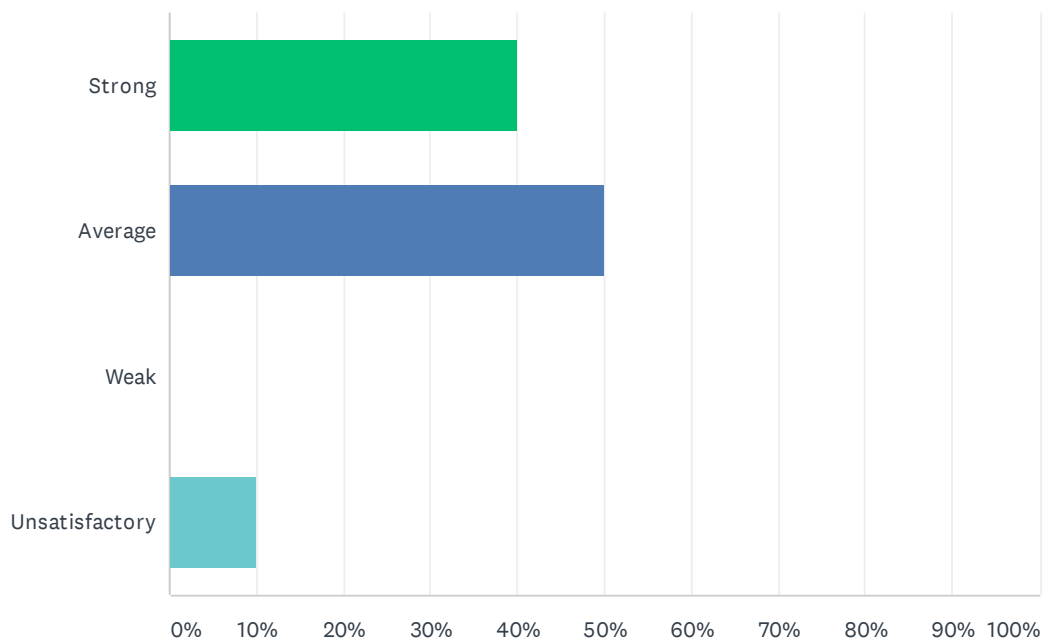
Answered: 11 Skipped: 0



ANSWER CHOICES	RESPONSES	
Strong	72.73%	8
Average	27.27%	3
Weak	0.00%	0
Unsatisfactory	0.00%	0
TOTAL		11

Q8 Administration maintains open communication with staff, parents, and students.

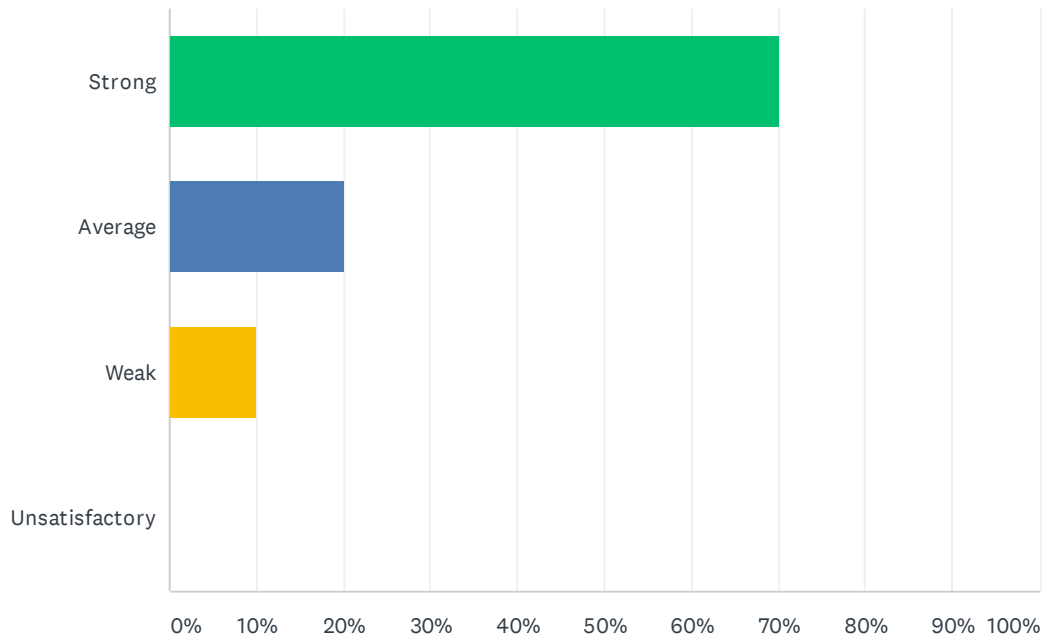
Answered: 10 Skipped: 1



ANSWER CHOICES	RESPONSES	
Strong	40.00%	4
Average	50.00%	5
Weak	0.00%	0
Unsatisfactory	10.00%	1
TOTAL		10

Q9 Administration supports staff against attacks and criticism from parents.

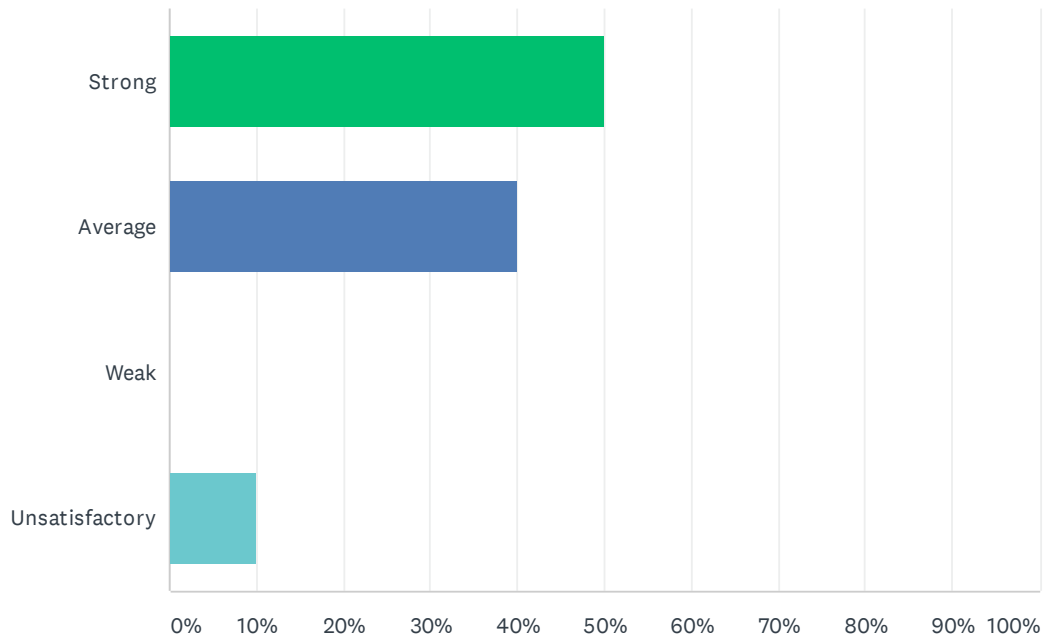
Answered: 10 Skipped: 1



ANSWER CHOICES	RESPONSES	
Strong	70.00%	7
Average	20.00%	2
Weak	10.00%	1
Unsatisfactory	0.00%	0
TOTAL		10

Q10 Site administration treats all teachers equally; there is no preferential treatment.

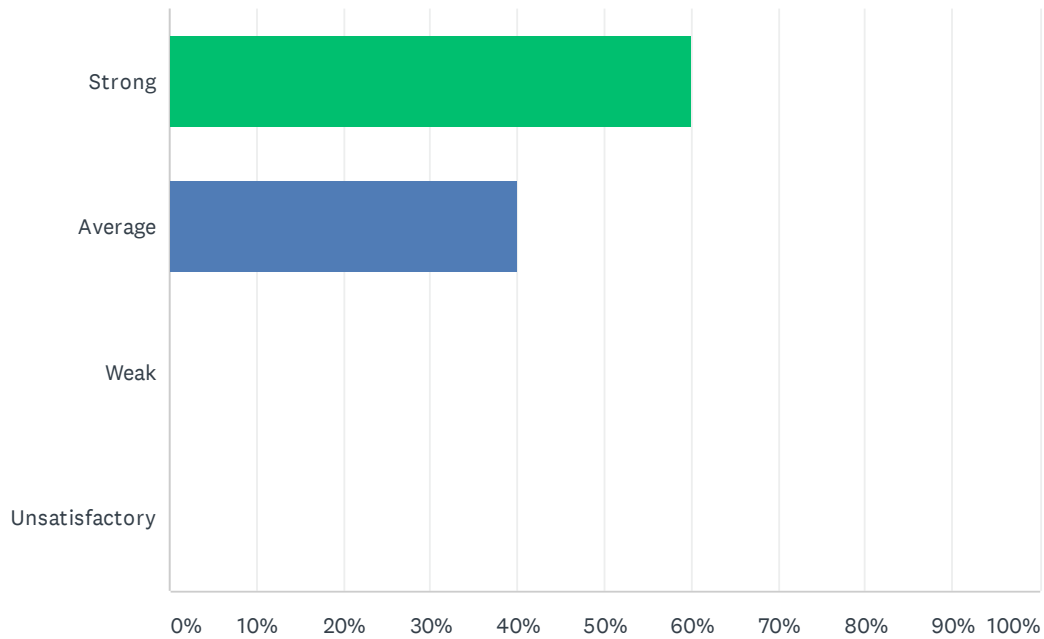
Answered: 10 Skipped: 1



ANSWER CHOICES	RESPONSES	
Strong	50.00%	5
Average	40.00%	4
Weak	0.00%	0
Unsatisfactory	10.00%	1
TOTAL		10

Q11 Administration supports classroom discipline procedures and follows District discipline guidelines.

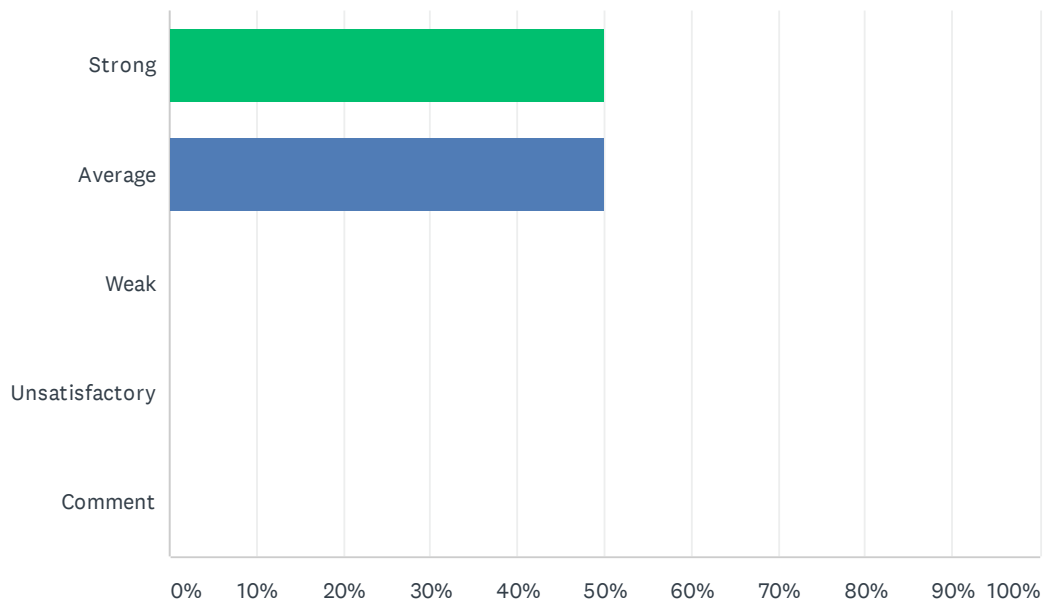
Answered: 10 Skipped: 1



ANSWER CHOICES	RESPONSES	
Strong	60.00%	6
Average	40.00%	4
Weak	0.00%	0
Unsatisfactory	0.00%	0
TOTAL		10

Q12 Administration processes ODR's (Office Disciplinary Referrals) within 48 hours and supports staff when discipline moves beyond classroom managed behaviors.

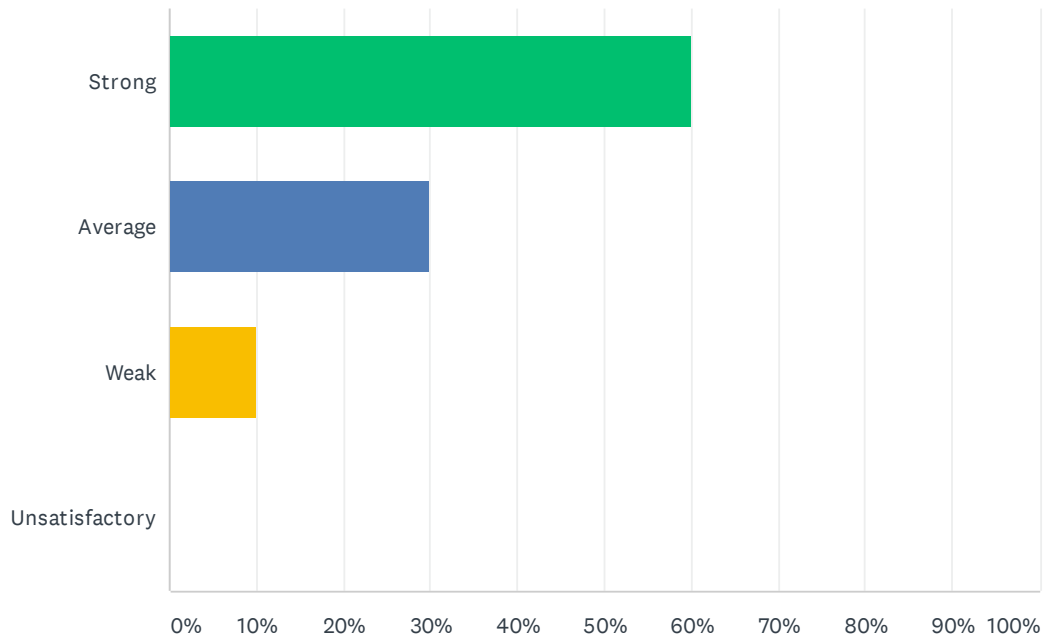
Answered: 10 Skipped: 1



ANSWER CHOICES	RESPONSES	
Strong	50.00%	5
Average	50.00%	5
Weak	0.00%	0
Unsatisfactory	0.00%	0
Comment	0.00%	0
TOTAL		10

Q13 Administration treats teachers as professionals; the teacher's word is not disregarded in favor of the student's.

Answered: 10 Skipped: 1



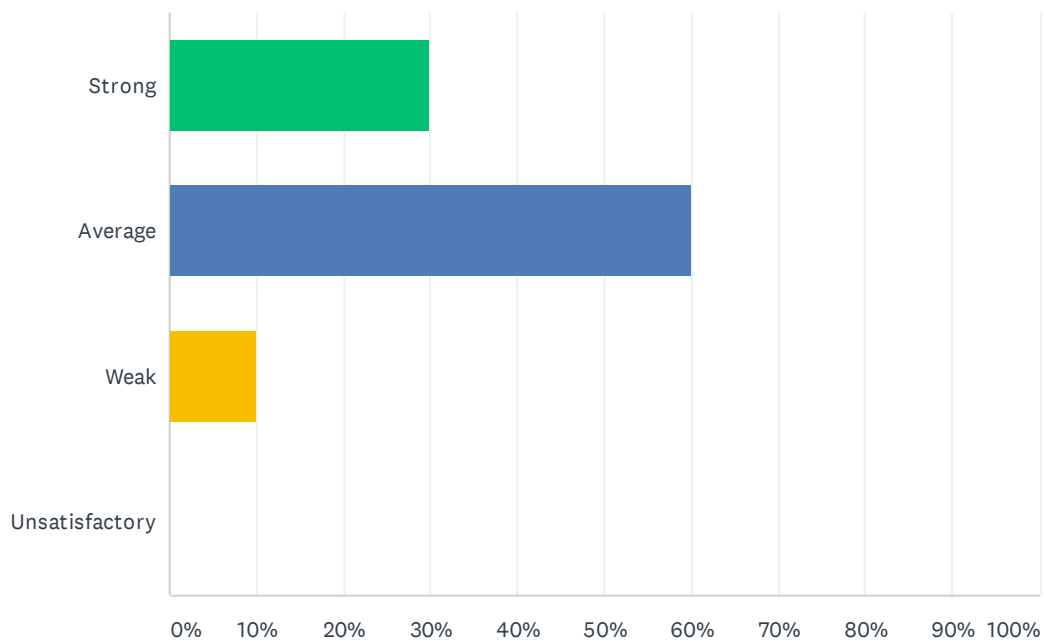
ANSWER CHOICES	RESPONSES	
Strong	60.00%	6
Average	30.00%	3
Weak	10.00%	1
Unsatisfactory	0.00%	0
TOTAL		10

Q14 How do you feel that your administration positively/negatively impacts working conditions at your site?

Answered: 5 Skipped: 6

Q15 Site staff is involved in setting school policies and budgetary priorities.

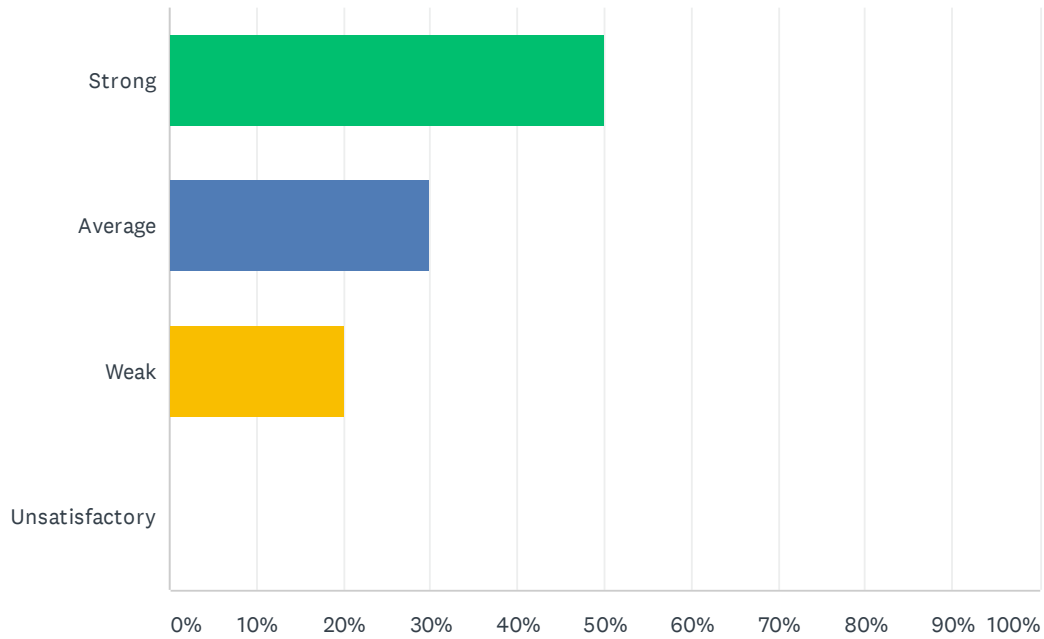
Answered: 10 Skipped: 1



ANSWER CHOICES	RESPONSES	
Strong	30.00%	3
Average	60.00%	6
Weak	10.00%	1
Unsatisfactory	0.00%	0
TOTAL		10

Q16 Site meetings are productive and not excessive.

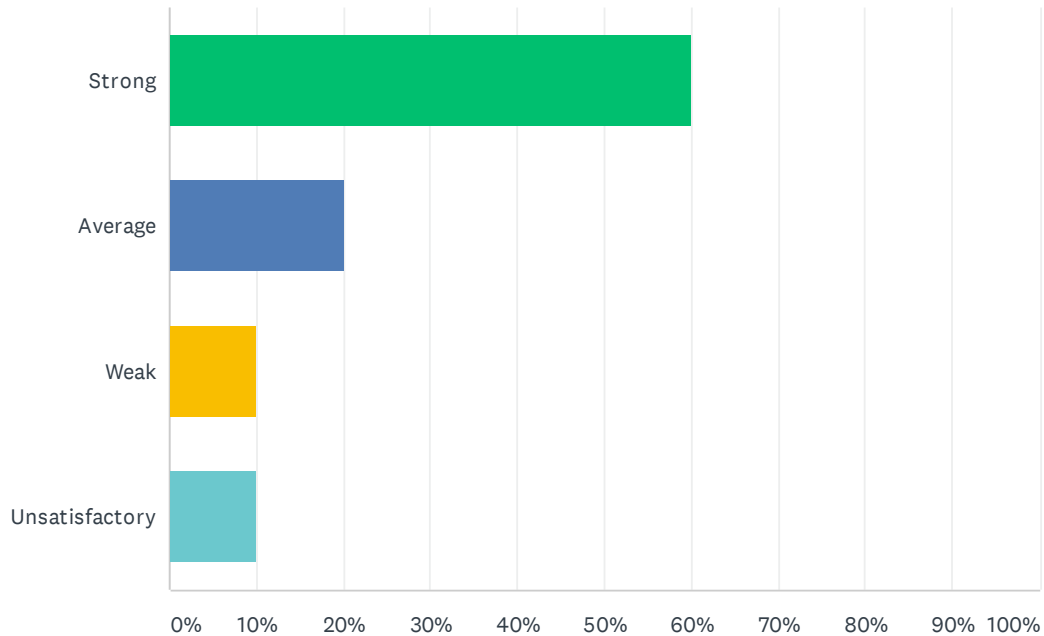
Answered: 10 Skipped: 1



ANSWER CHOICES	RESPONSES	
Strong	50.00%	5
Average	30.00%	3
Weak	20.00%	2
Unsatisfactory	0.00%	0
TOTAL		10

Q17 Bank days are used for PLC activities; Site administration uses two Bank Days a month and staff gets uninterrupted planning/preparation time twice a month during Bank Days.

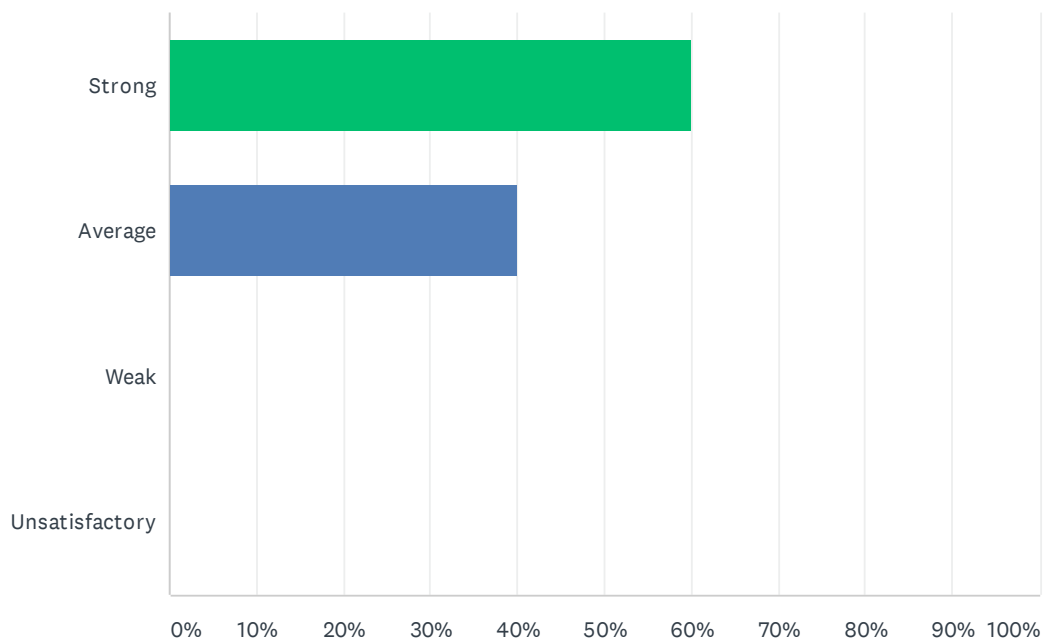
Answered: 10 Skipped: 1



ANSWER CHOICES	RESPONSES	
Strong	60.00%	6
Average	20.00%	2
Weak	10.00%	1
Unsatisfactory	10.00%	1
TOTAL		10

Q18 My site receives daily consecutive uninterrupted planning/preparation time. (30 minutes / 40 minutes)

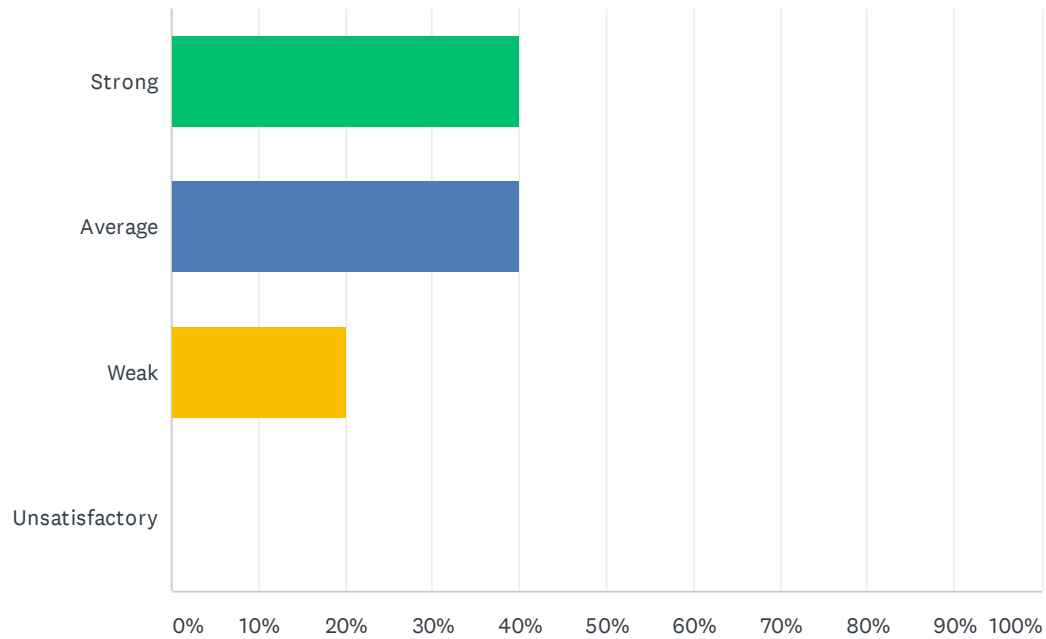
Answered: 10 Skipped: 1



ANSWER CHOICES	RESPONSES	
Strong	60.00%	6
Average	40.00%	4
Weak	0.00%	0
Unsatisfactory	0.00%	0
TOTAL		10

Q19 Staff is given time to input district required data (ie. Benchmarks, Dibels, CFAs, Report Card, and etc).

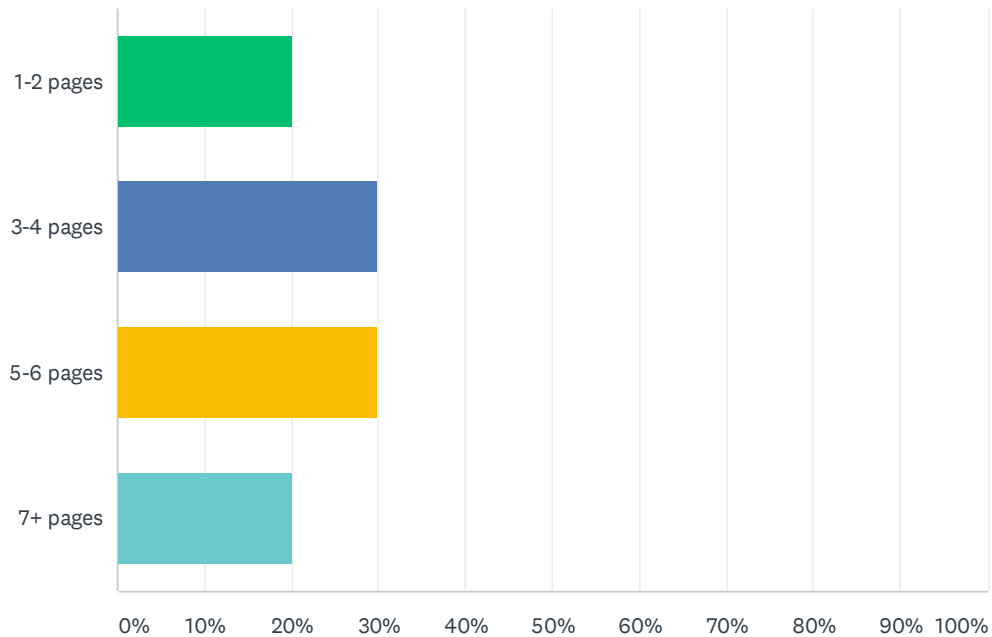
Answered: 10 Skipped: 1



ANSWER CHOICES	RESPONSES	
Strong	40.00%	4
Average	40.00%	4
Weak	20.00%	2
Unsatisfactory	0.00%	0
TOTAL		10

Q20 Teachers are required to submit complete, but not excessively lengthy lesson plans.

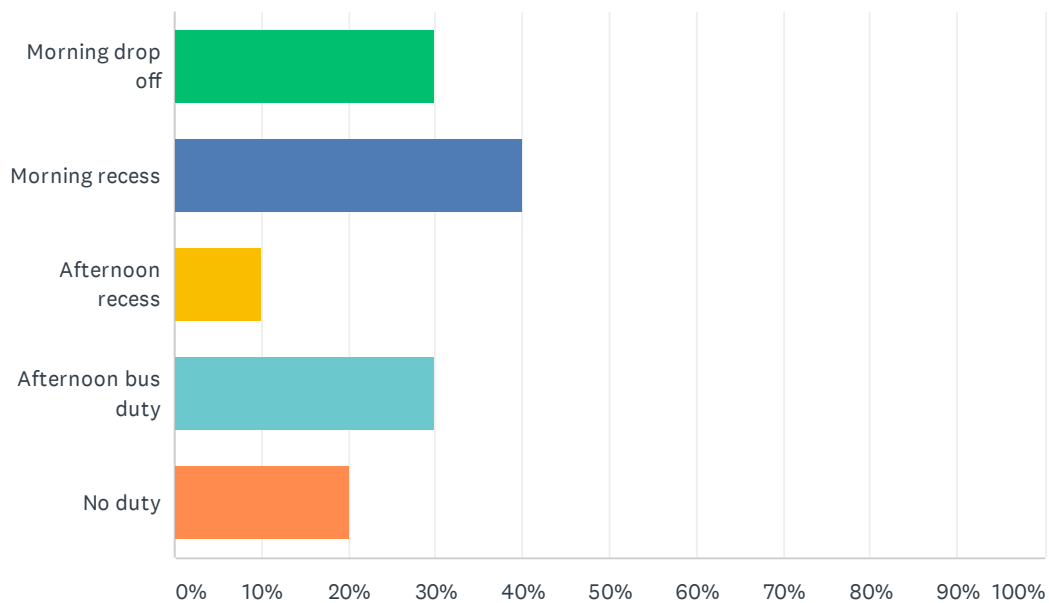
Answered: 10 Skipped: 1



ANSWER CHOICES	RESPONSES	
1-2 pages	20.00%	2
3-4 pages	30.00%	3
5-6 pages	30.00%	3
7+ pages	20.00%	2
TOTAL		10

Q21 Staff has recess and/or bus duty.

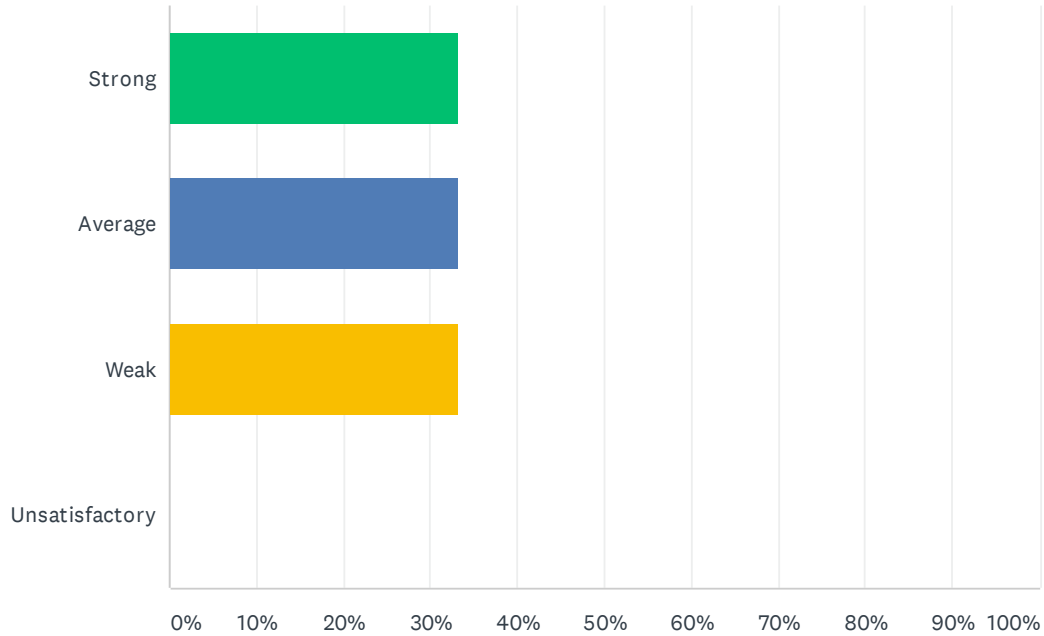
Answered: 10 Skipped: 1



ANSWER CHOICES	RESPONSES	
Morning drop off	30.00%	3
Morning recess	40.00%	4
Afternoon recess	10.00%	1
Afternoon bus duty	30.00%	3
No duty	20.00%	2
Total Respondents: 10		

Q22 The Special Education Department is assisting you with your questions, problems, and concerns.

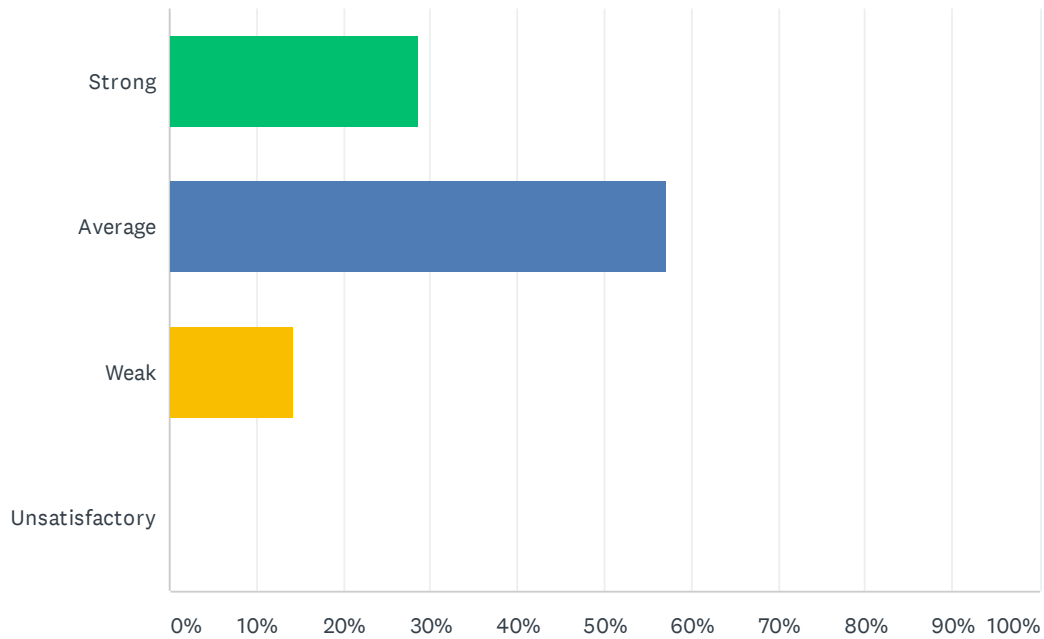
Answered: 9 Skipped: 2



ANSWER CHOICES	RESPONSES	
Strong	33.33%	3
Average	33.33%	3
Weak	33.33%	3
Unsatisfactory	0.00%	0
TOTAL		9

Q23 Special Education class size is balanced within each program to ensure student safety and individualized instruction.

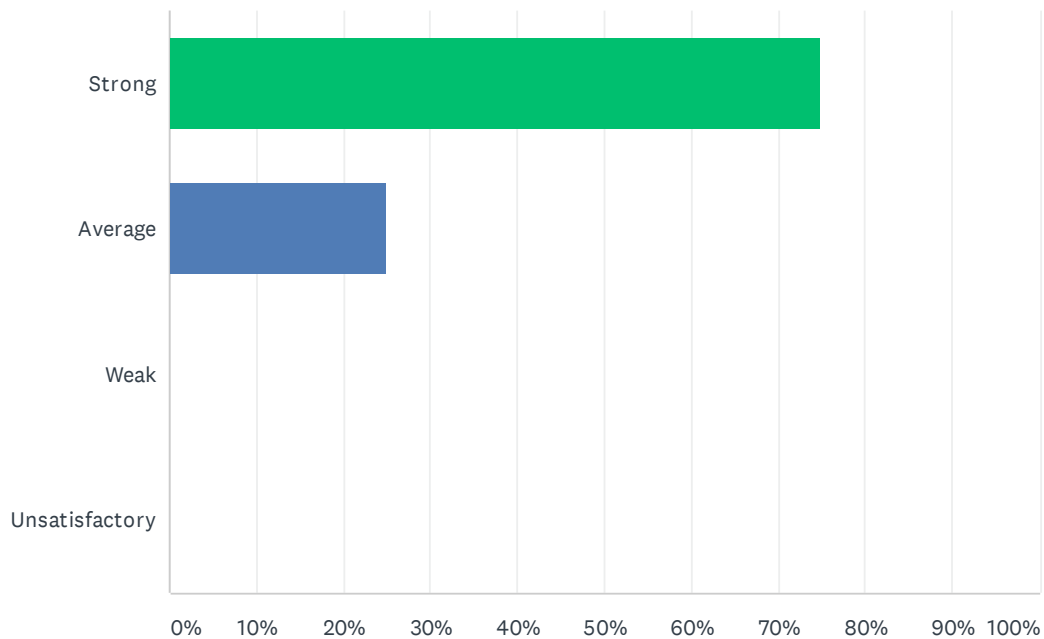
Answered: 7 Skipped: 4



ANSWER CHOICES	RESPONSES	
Strong	28.57%	2
Average	57.14%	4
Weak	14.29%	1
Unsatisfactory	0.00%	0
TOTAL		7

Q24 Special education teachers have opportunities to participate in school-based, content area staff development.

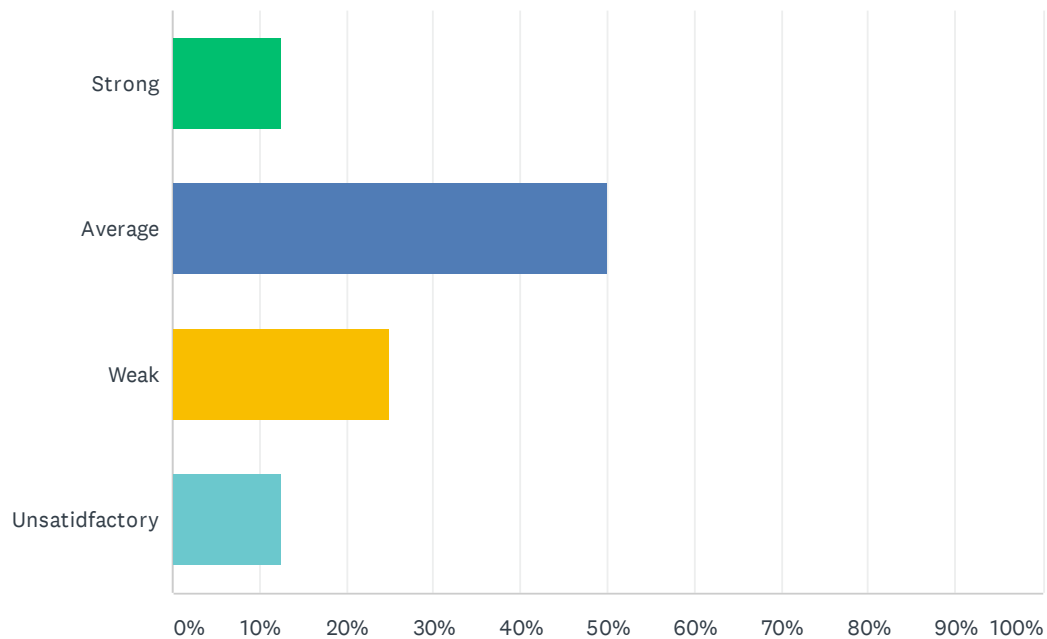
Answered: 8 Skipped: 3



ANSWER CHOICES	RESPONSES	
Strong	75.00%	6
Average	25.00%	2
Weak	0.00%	0
Unsatisfactory	0.00%	0
TOTAL		8

Q25 Special education teachers have needed access to ALL instructional resources provided to the general education teachers.

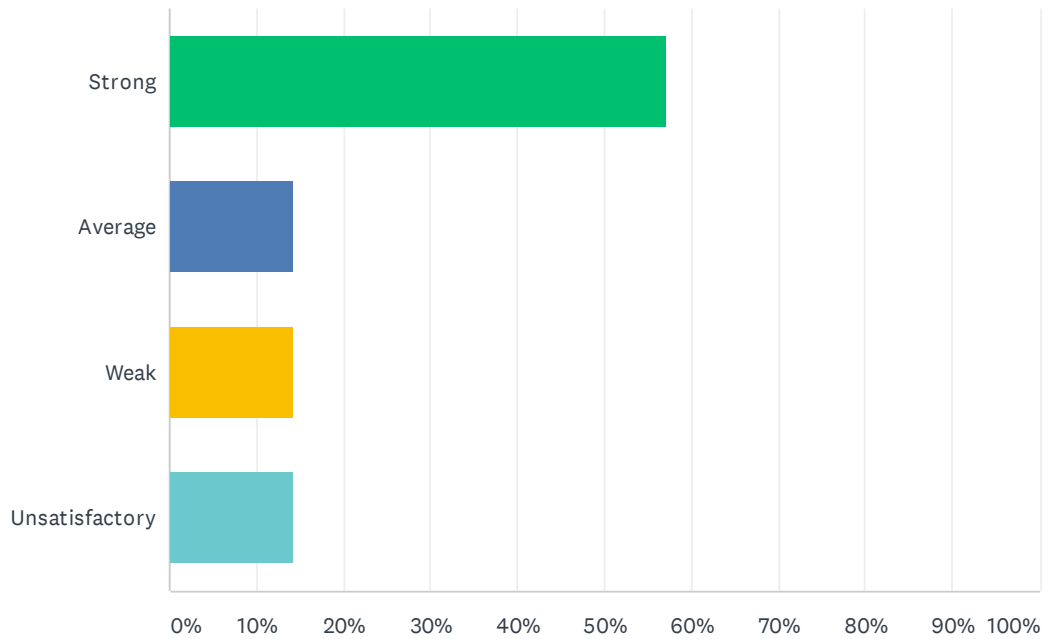
Answered: 8 Skipped: 3



ANSWER CHOICES	RESPONSES	
Strong	12.50%	1
Average	50.00%	4
Weak	25.00%	2
Unsatisfactory	12.50%	1
TOTAL		8

Q26 Special education teachers are adequately trained in the administration of state assessments and District IEP's.

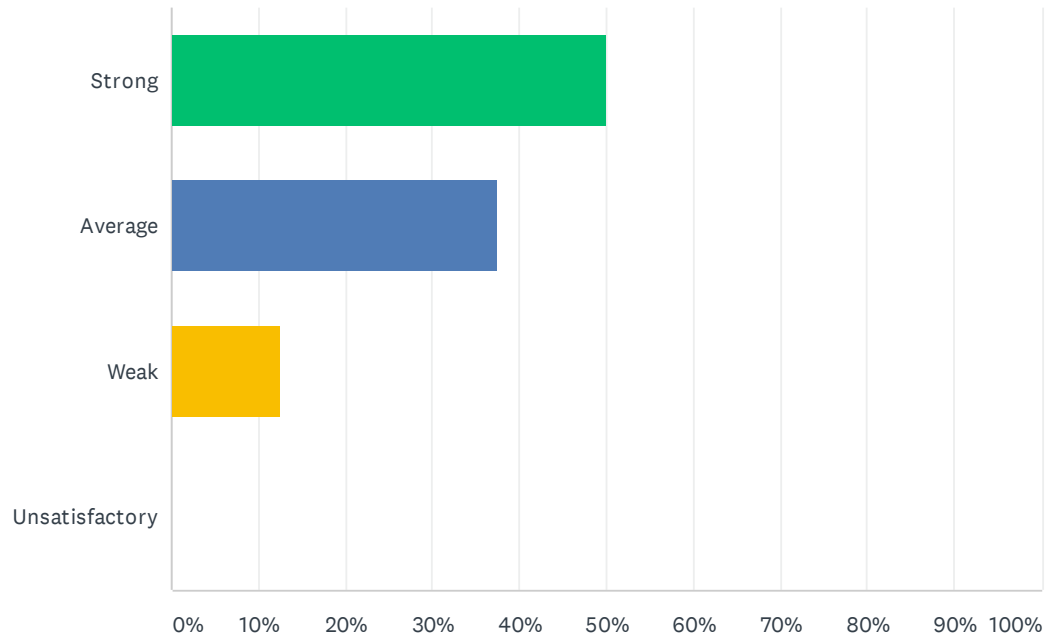
Answered: 7 Skipped: 4



ANSWER CHOICES	RESPONSES	
Strong	57.14%	4
Average	14.29%	1
Weak	14.29%	1
Unsatisfactory	14.29%	1
TOTAL		7

Q27 The site principal is accessible to discuss special education issues.

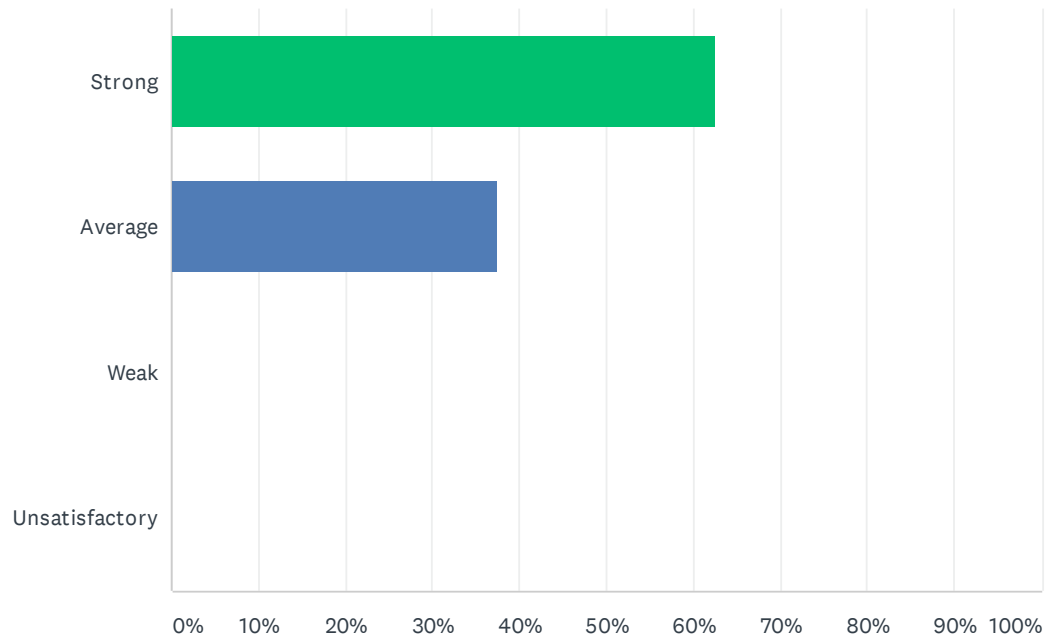
Answered: 8 Skipped: 3



ANSWER CHOICES	RESPONSES	
Strong	50.00%	4
Average	37.50%	3
Weak	12.50%	1
Unsatisfactory	0.00%	0
TOTAL		8

Q28 The site principal promotes equal opportunities for all students to learn.

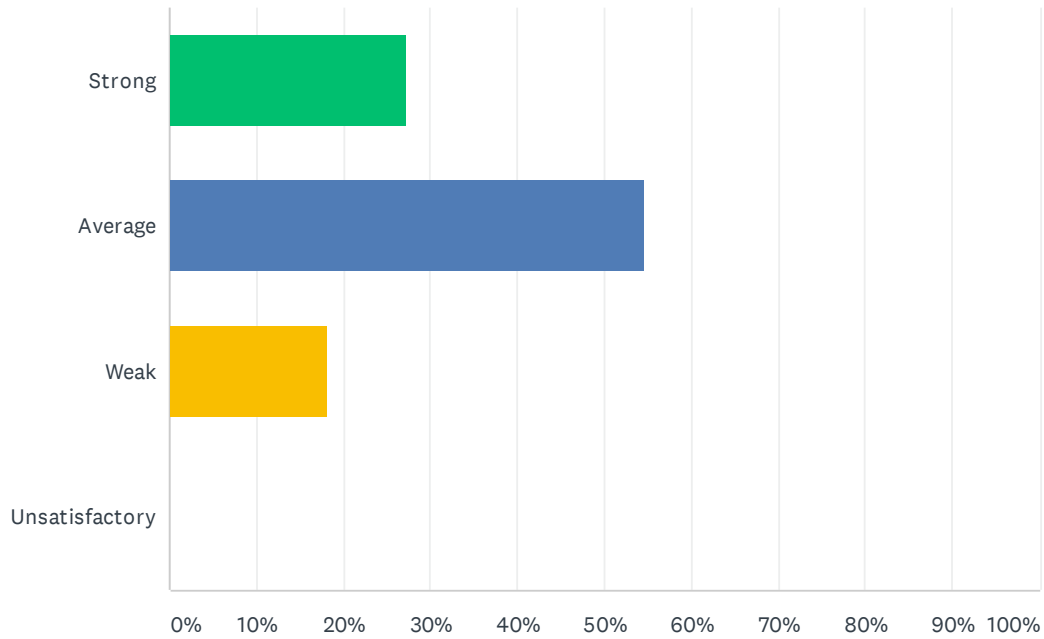
Answered: 8 Skipped: 3



ANSWER CHOICES	RESPONSES	
Strong	62.50%	5
Average	37.50%	3
Weak	0.00%	0
Unsatisfactory	0.00%	0
TOTAL		8

Q29 PBIS is used effectively and is improving behavior.

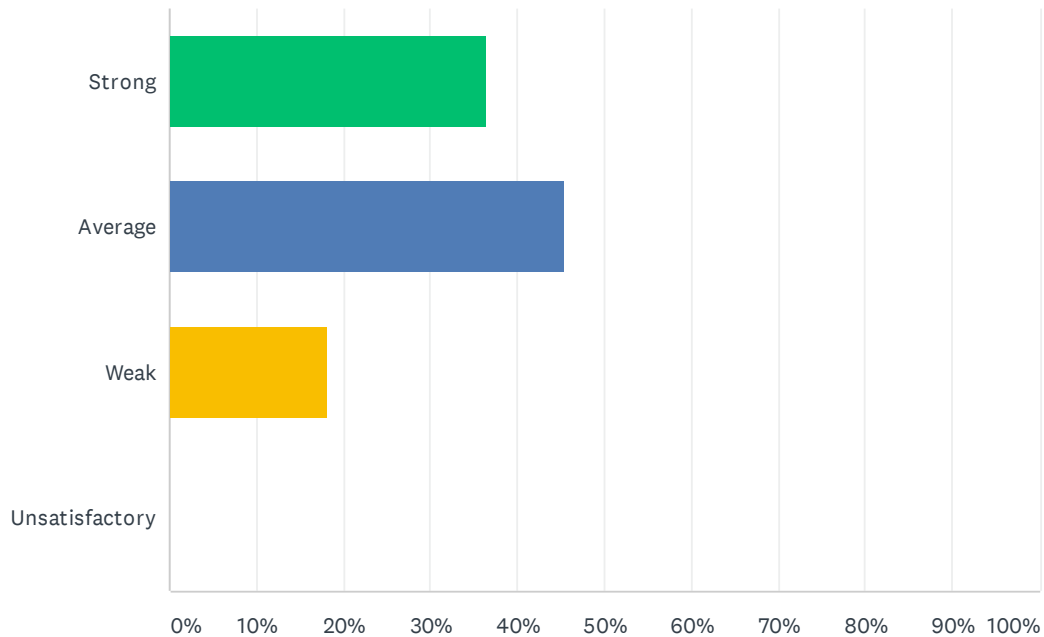
Answered: 11 Skipped: 0



ANSWER CHOICES	RESPONSES	
Strong	27.27%	3
Average	54.55%	6
Weak	18.18%	2
Unsatisfactory	0.00%	0
TOTAL		11

Q30 PBIS and Behavior Intervention Specialists are creating a safer environment at my site.

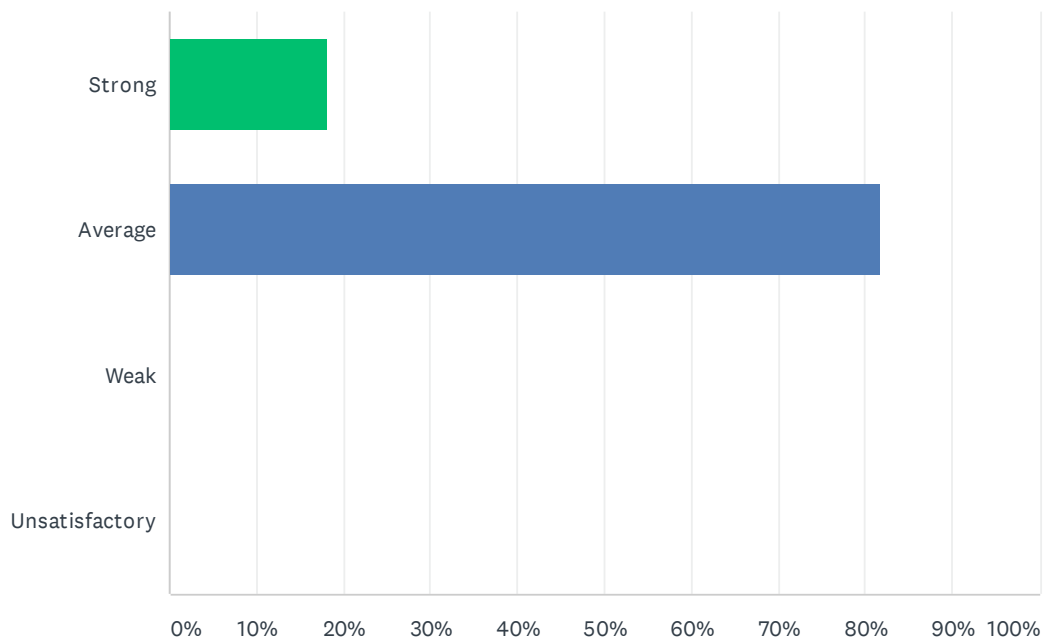
Answered: 11 Skipped: 0



ANSWER CHOICES	RESPONSES	
Strong	36.36%	4
Average	45.45%	5
Weak	18.18%	2
Unsatisfactory	0.00%	0
TOTAL		11

Q31 Staff and students feel safe at my site.

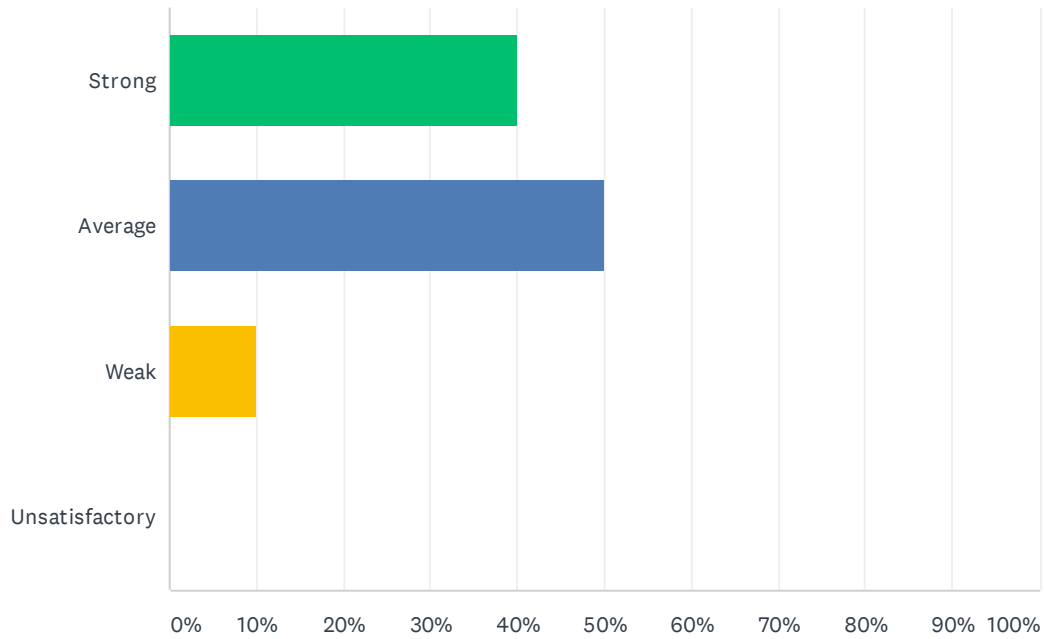
Answered: 11 Skipped: 0



ANSWER CHOICES	RESPONSES	
Strong	18.18%	2
Average	81.82%	9
Weak	0.00%	0
Unsatisfactory	0.00%	0
TOTAL		11

Q32 Discipline is improving at my site and not interfering with learning.

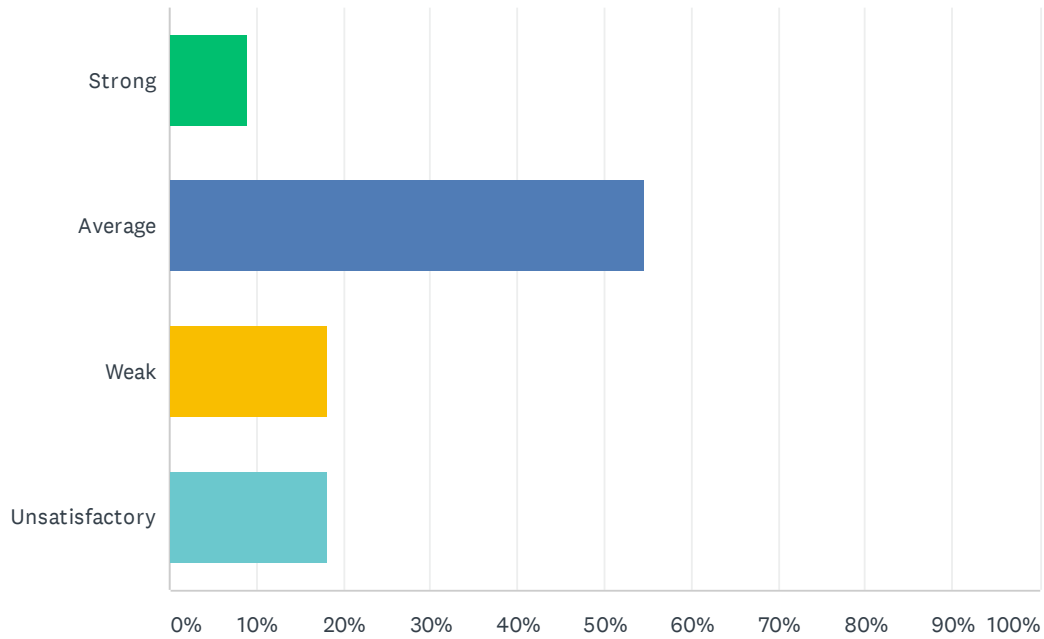
Answered: 10 Skipped: 1



ANSWER CHOICES	RESPONSES	
Strong	40.00%	4
Average	50.00%	5
Weak	10.00%	1
Unsatisfactory	0.00%	0
TOTAL		10

Q33 Positive referrals are an effective tool in improving discipline.

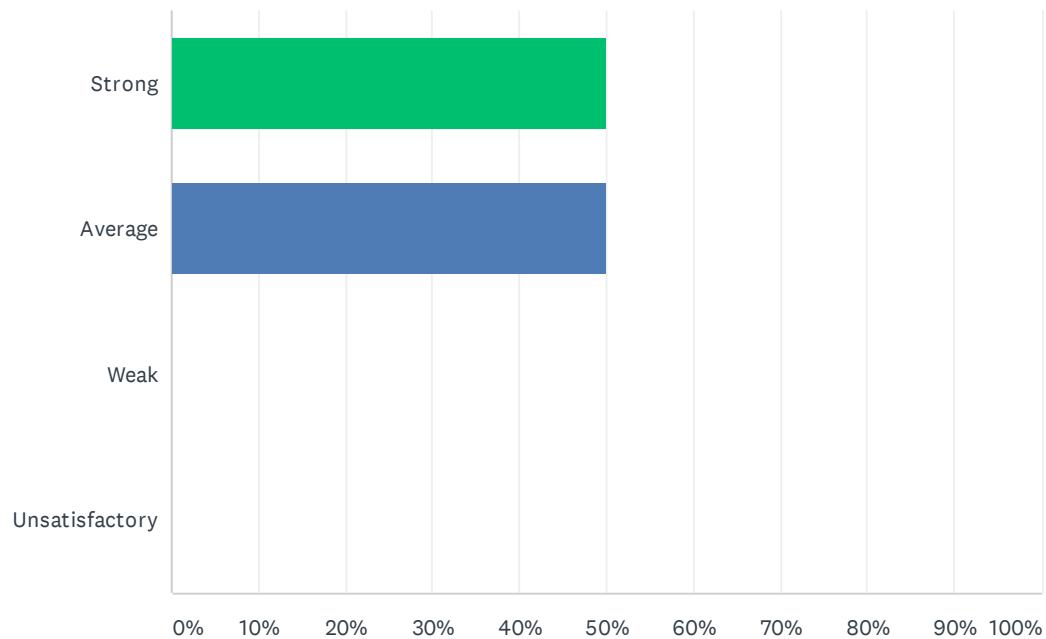
Answered: 11 Skipped: 0



ANSWER CHOICES	RESPONSES	
Strong	9.09%	1
Average	54.55%	6
Weak	18.18%	2
Unsatisfactory	18.18%	2
TOTAL		11

Q34 When ODR's (office disciplinary referral) are written the teacher's word is valued and trusted.

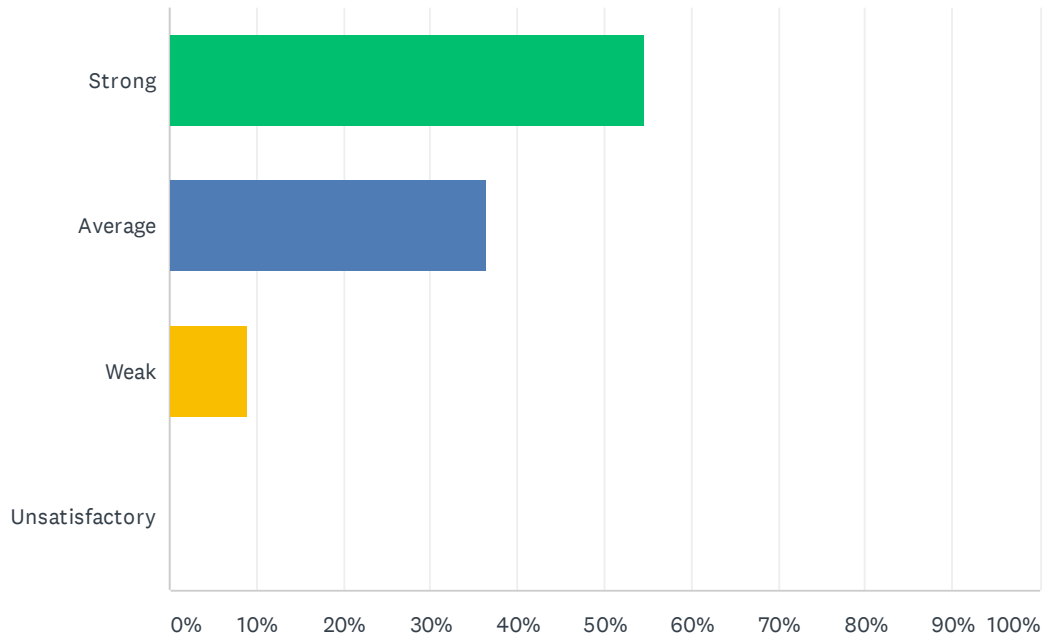
Answered: 10 Skipped: 1



ANSWER CHOICES	RESPONSES	
Strong	50.00%	5
Average	50.00%	5
Weak	0.00%	0
Unsatisfactory	0.00%	0
TOTAL		10

Q35 My site has a positive atmosphere.

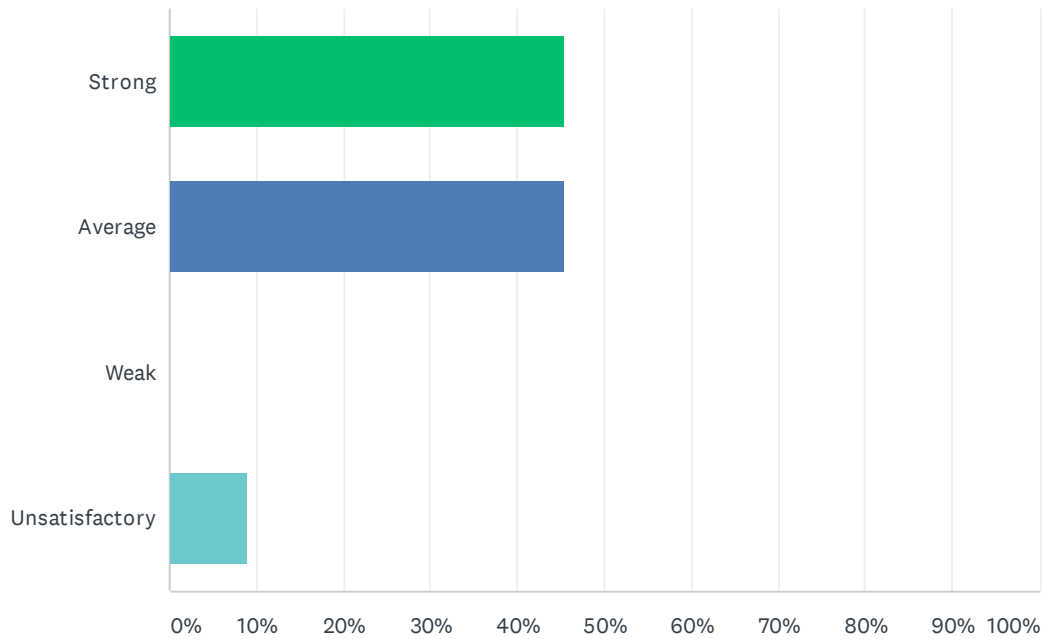
Answered: 11 Skipped: 0



ANSWER CHOICES	RESPONSES	
Strong	54.55%	6
Average	36.36%	4
Weak	9.09%	1
Unsatisfactory	0.00%	0
TOTAL		11

Q36 I would recommend my site to other employees and prospective teachers.

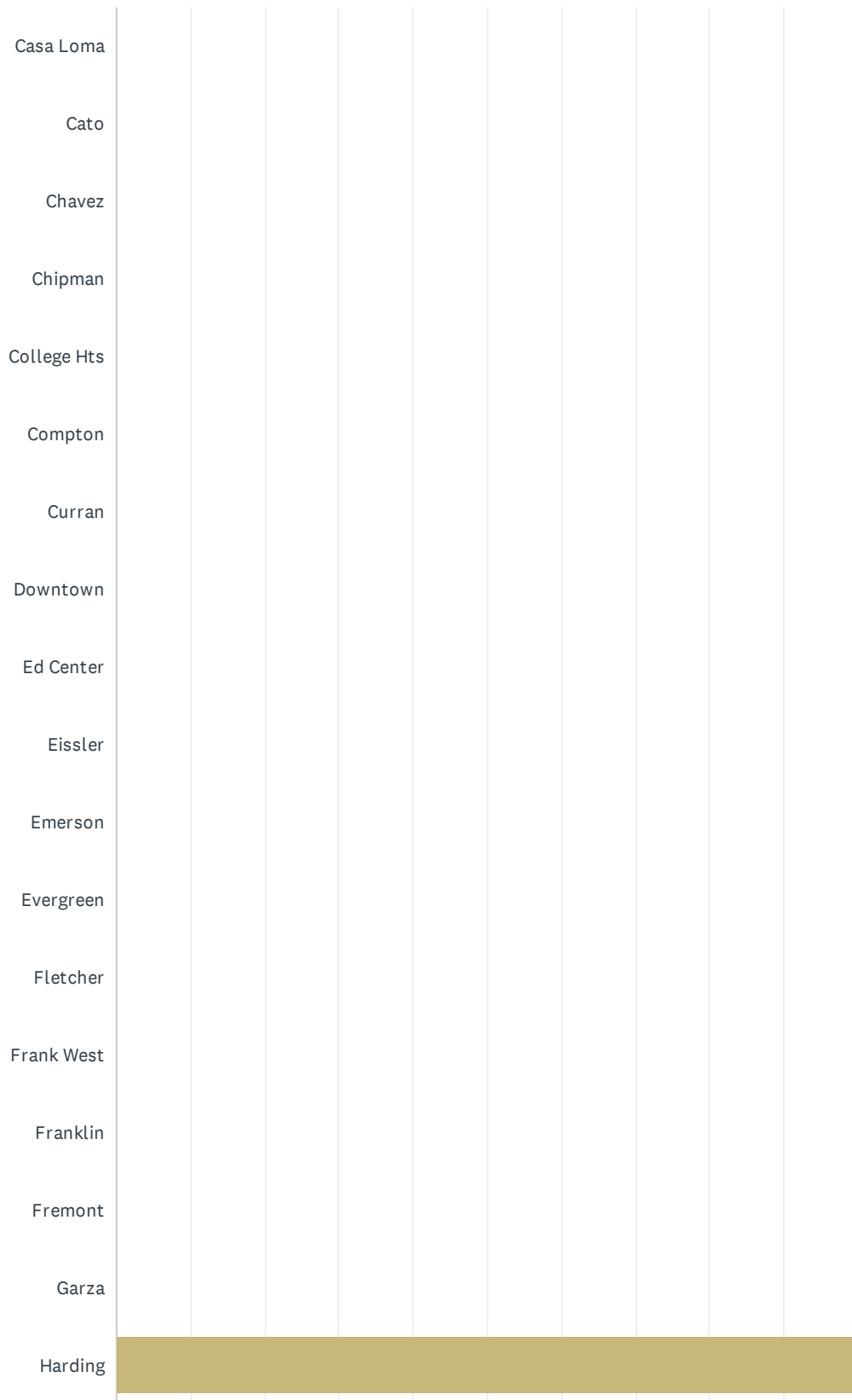
Answered: 11 Skipped: 0



ANSWER CHOICES	RESPONSES	
Strong	45.45%	5
Average	45.45%	5
Weak	0.00%	0
Unsatisfactory	9.09%	1
TOTAL		11

Q1 School Site (If you work at multiple sites choose your home site OR complete a survey for each site at which you spend significant time.)

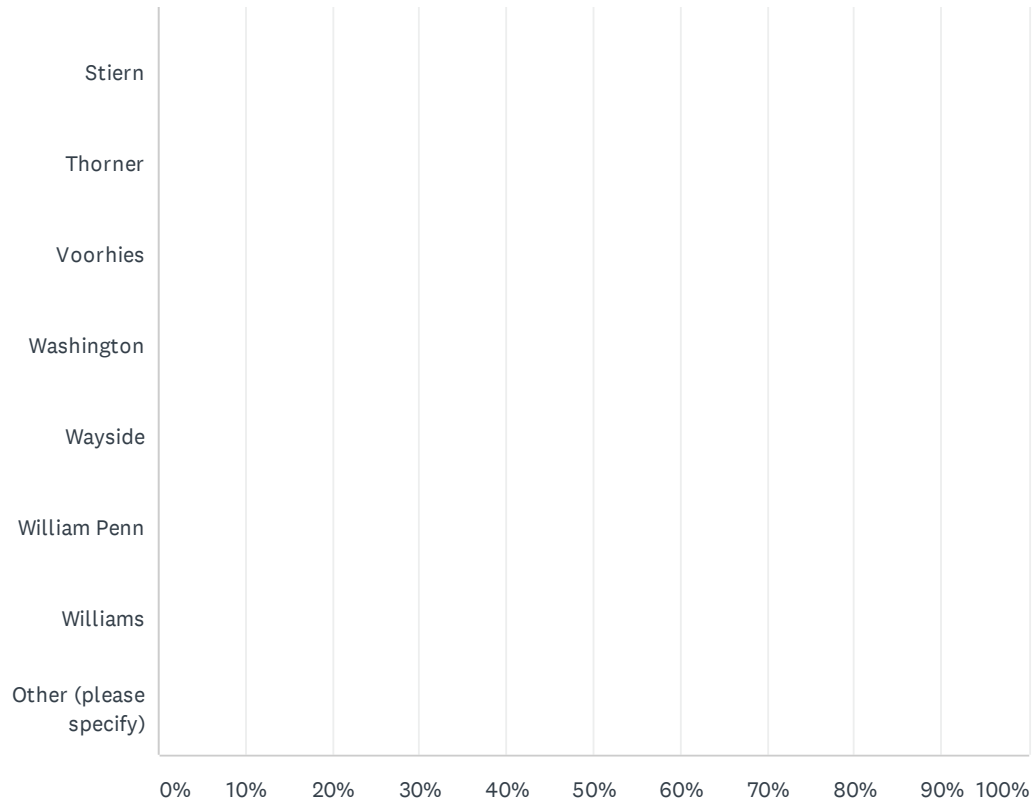
Answered: 8 Skipped: 0



2019-2020 BETA Administration/Site Climate Survey

Harris										
Horace Mann										
Hort										
Jefferson										
Longfellow										
McKinley										
Mt.Vernon										
Munsey										
Nichols										
Noble										
Nurses										
Owens Intermediate										
Owens Primary										
Pauly										
Pioneer										
Rafer Johnson										
Roosevelt										
Sequoia										
Sierra										
Special Ed Office										
Stella Hills										

2019-2020 BETA Administration/Site Climate Survey



2019-2020 BETA Administration/Site Climate Survey

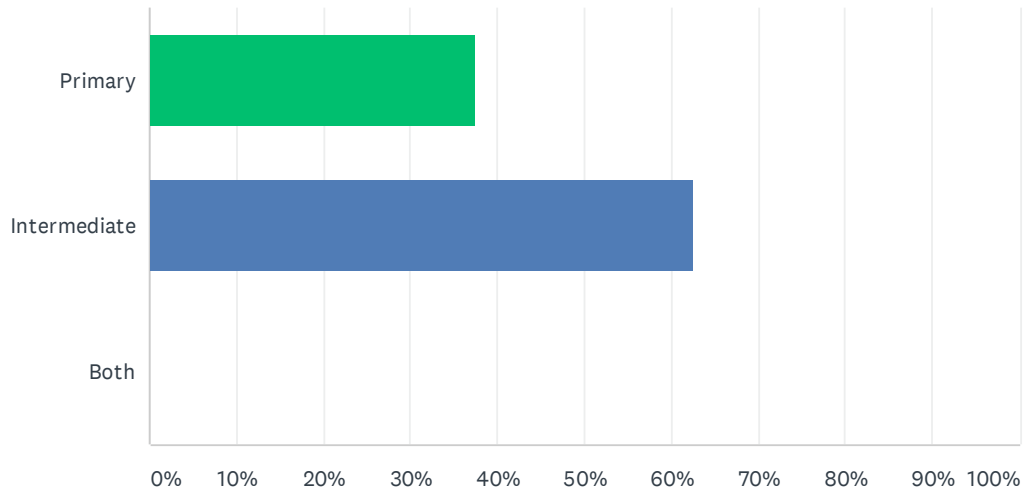
ANSWER CHOICES	RESPONSES	
Casa Loma	0.00%	0
Cato	0.00%	0
Chavez	0.00%	0
Chipman	0.00%	0
College Hts	0.00%	0
Compton	0.00%	0
Curran	0.00%	0
Downtown	0.00%	0
Ed Center	0.00%	0
Eissler	0.00%	0
Emerson	0.00%	0
Evergreen	0.00%	0
Fletcher	0.00%	0
Frank West	0.00%	0
Franklin	0.00%	0
Fremont	0.00%	0
Garza	0.00%	0
Harding	100.00%	8
Harris	0.00%	0
Horace Mann	0.00%	0
Hort	0.00%	0
Jefferson	0.00%	0
Longfellow	0.00%	0
McKinley	0.00%	0
Mt.Vernon	0.00%	0
Munsey	0.00%	0
Nichols	0.00%	0
Noble	0.00%	0
Nurses	0.00%	0
Owens Intermediate	0.00%	0
Owens Primary	0.00%	0
Pauly	0.00%	0

2019-2020 BETA Administration/Site Climate Survey

Pioneer	0.00%	0
Rafer Johnson	0.00%	0
Roosevelt	0.00%	0
Sequoia	0.00%	0
Sierra	0.00%	0
Special Ed Office	0.00%	0
Stella Hills	0.00%	0
Stiern	0.00%	0
Thorner	0.00%	0
Voorhies	0.00%	0
Washington	0.00%	0
Wayside	0.00%	0
William Penn	0.00%	0
Williams	0.00%	0
Other (please specify)	0.00%	0
Total Respondents: 8		

Q2 Instructional Grade Level or Support Services

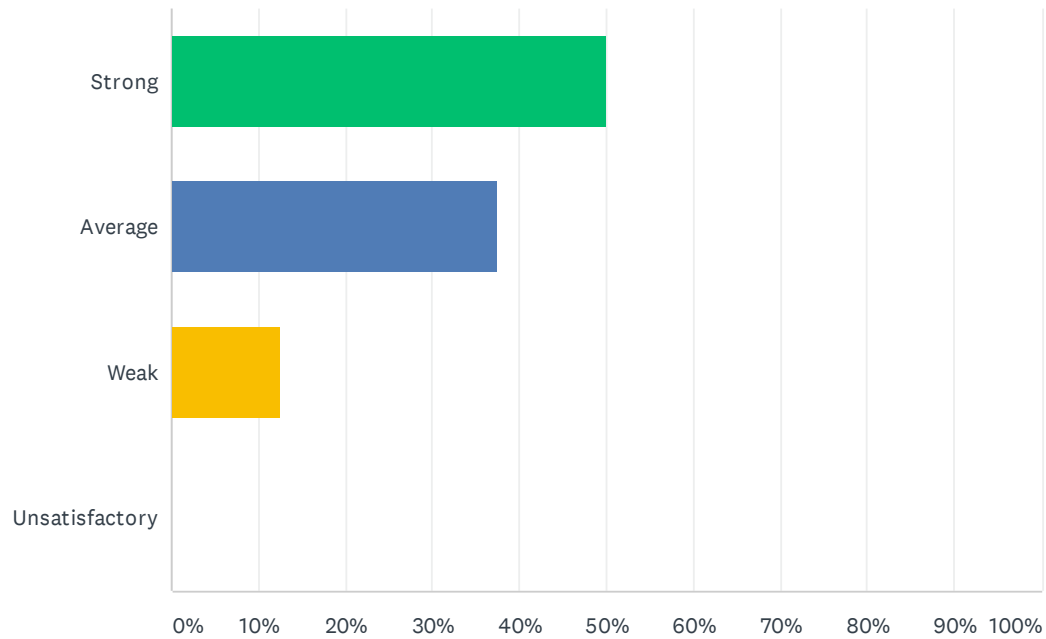
Answered: 8 Skipped: 0



ANSWER CHOICES	RESPONSES	
Primary	37.50%	3
Intermediate	62.50%	5
Both	0.00%	0
TOTAL		8

Q3 Site administration is sensitive to the needs of students, staff, and community.

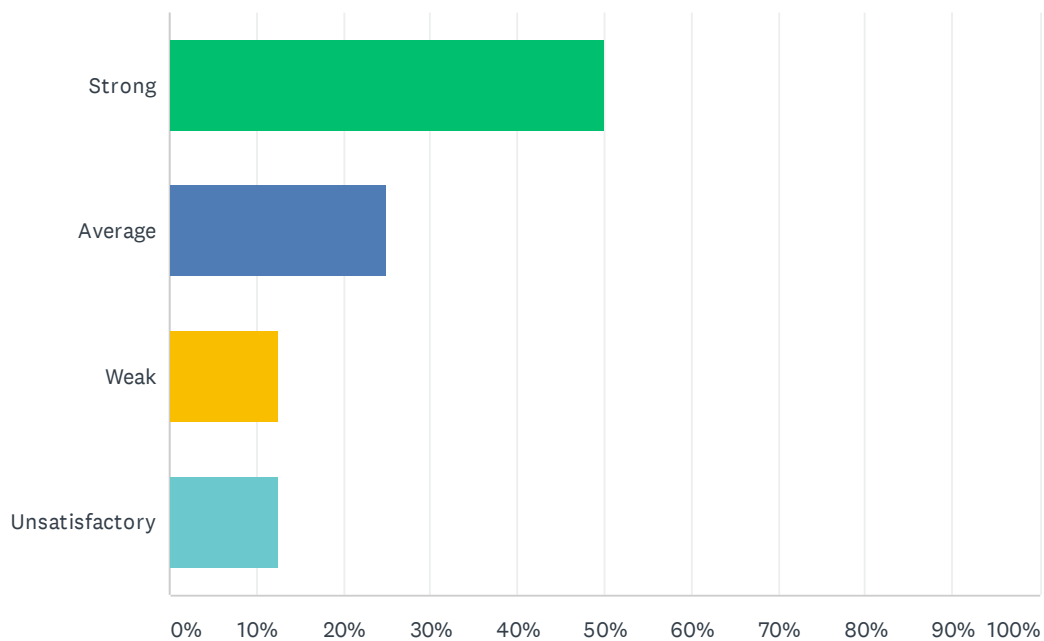
Answered: 8 Skipped: 0



ANSWER CHOICES	RESPONSES	
Strong	50.00%	4
Average	37.50%	3
Weak	12.50%	1
Unsatisfactory	0.00%	0
TOTAL		8

Q4 Site administration treats staff with respect; you feel like a valued member of a team

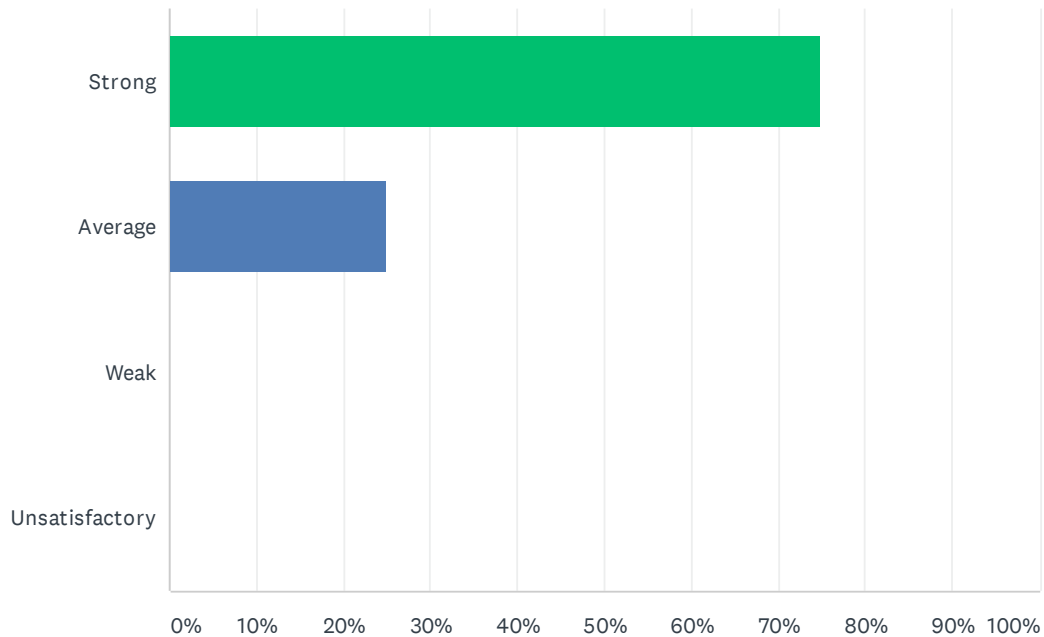
Answered: 8 Skipped: 0



ANSWER CHOICES	RESPONSES	
Strong	50.00%	4
Average	25.00%	2
Weak	12.50%	1
Unsatisfactory	12.50%	1
TOTAL		8

Q5 Site administration conducts classroom visits (walk-through) in least the disruptive manner and leaves timely feedback (within 24 hours).

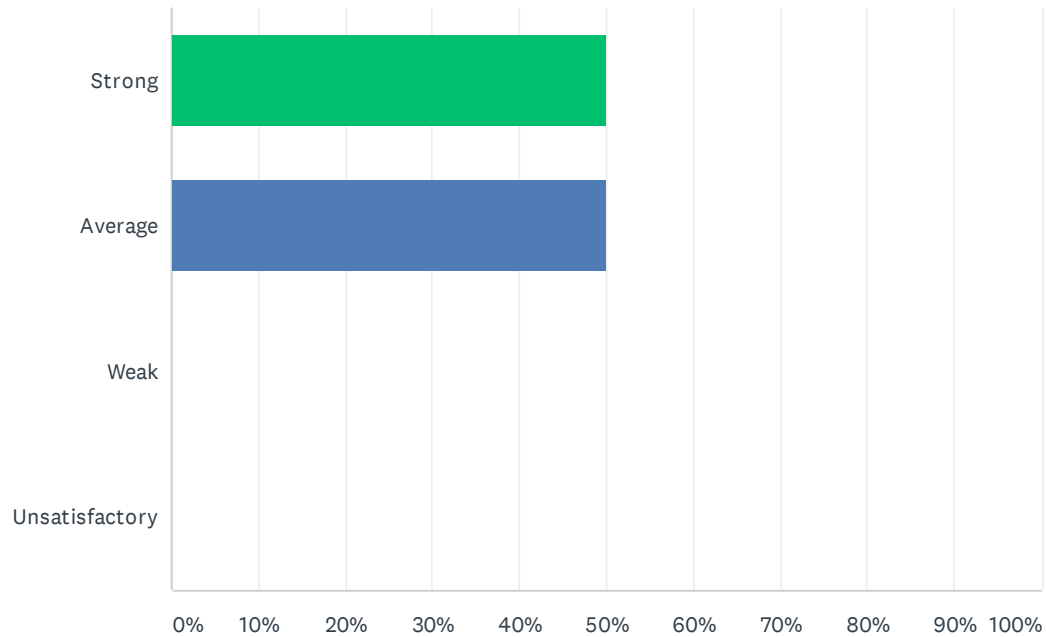
Answered: 8 Skipped: 0



ANSWER CHOICES	RESPONSES	
Strong	75.00%	6
Average	25.00%	2
Weak	0.00%	0
Unsatisfactory	0.00%	0
TOTAL		8

Q6 Site administration follows the contract and respects personal rights.

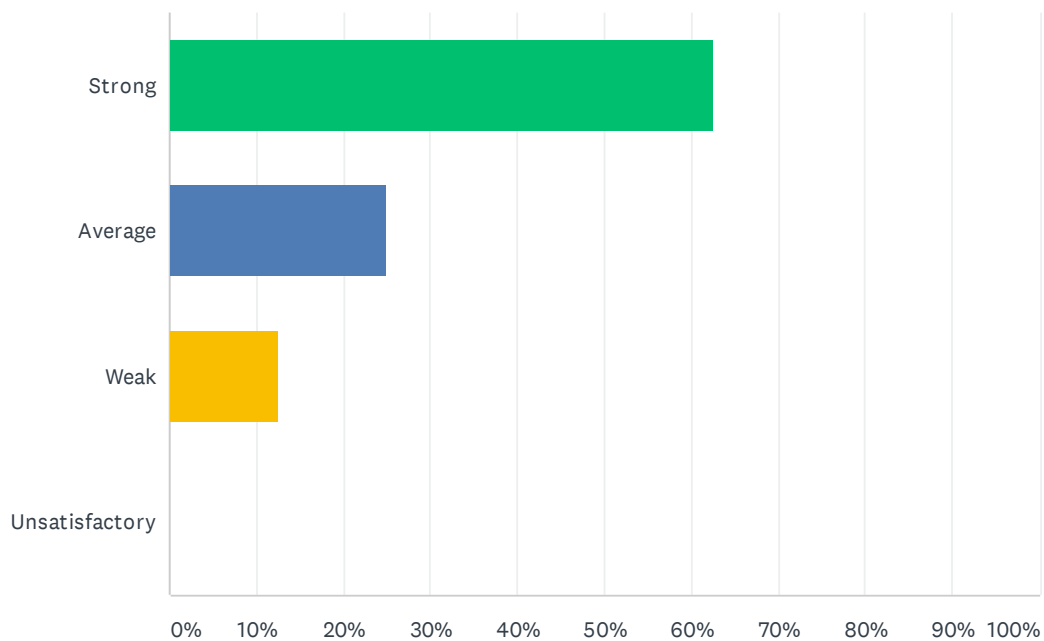
Answered: 8 Skipped: 0



ANSWER CHOICES	RESPONSES	
Strong	50.00%	4
Average	50.00%	4
Weak	0.00%	0
Unsatisfactory	0.00%	0
TOTAL		8

Q7 Administration utilizes staff according to their job description (ie. Coaches, APL's, Specialists & Staff).

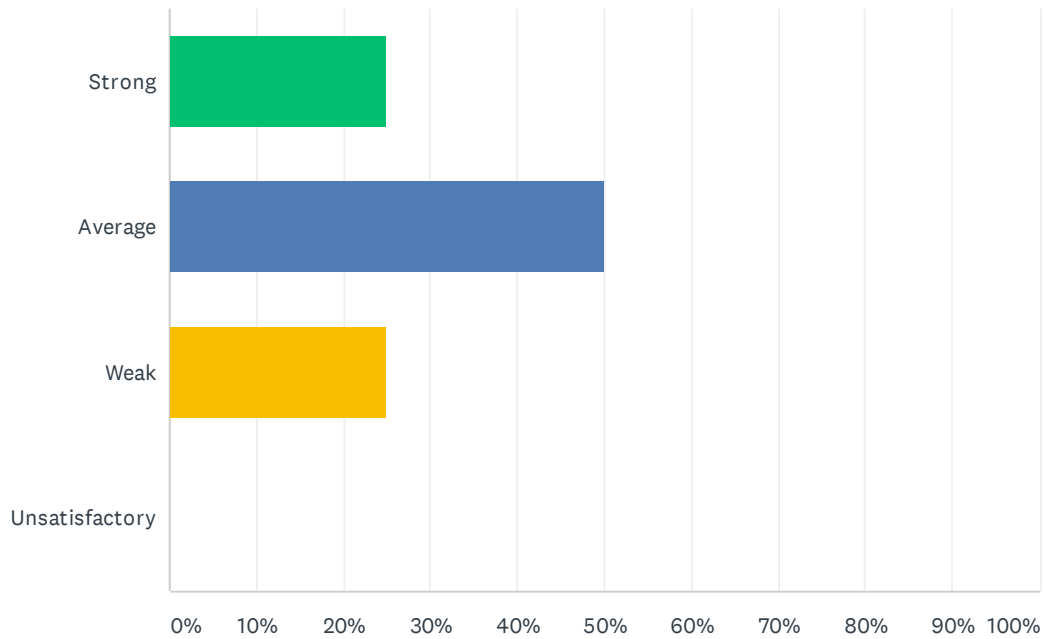
Answered: 8 Skipped: 0



ANSWER CHOICES	RESPONSES	
Strong	62.50%	5
Average	25.00%	2
Weak	12.50%	1
Unsatisfactory	0.00%	0
TOTAL		8

Q8 Administration maintains open communication with staff, parents, and students.

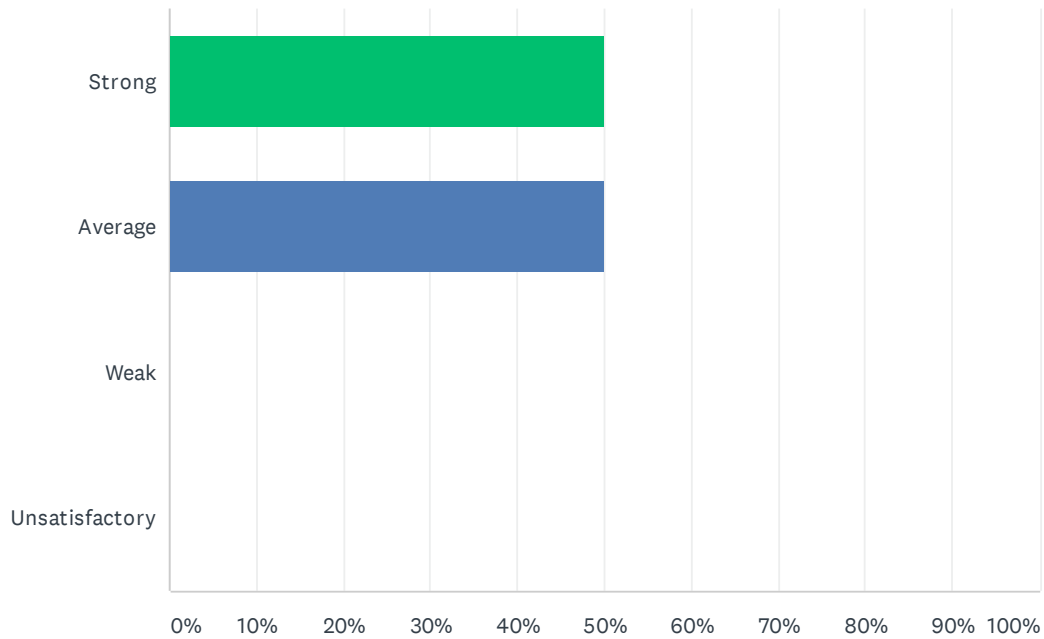
Answered: 8 Skipped: 0



ANSWER CHOICES	RESPONSES	
Strong	25.00%	2
Average	50.00%	4
Weak	25.00%	2
Unsatisfactory	0.00%	0
TOTAL		8

Q9 Administration supports staff against attacks and criticism from parents.

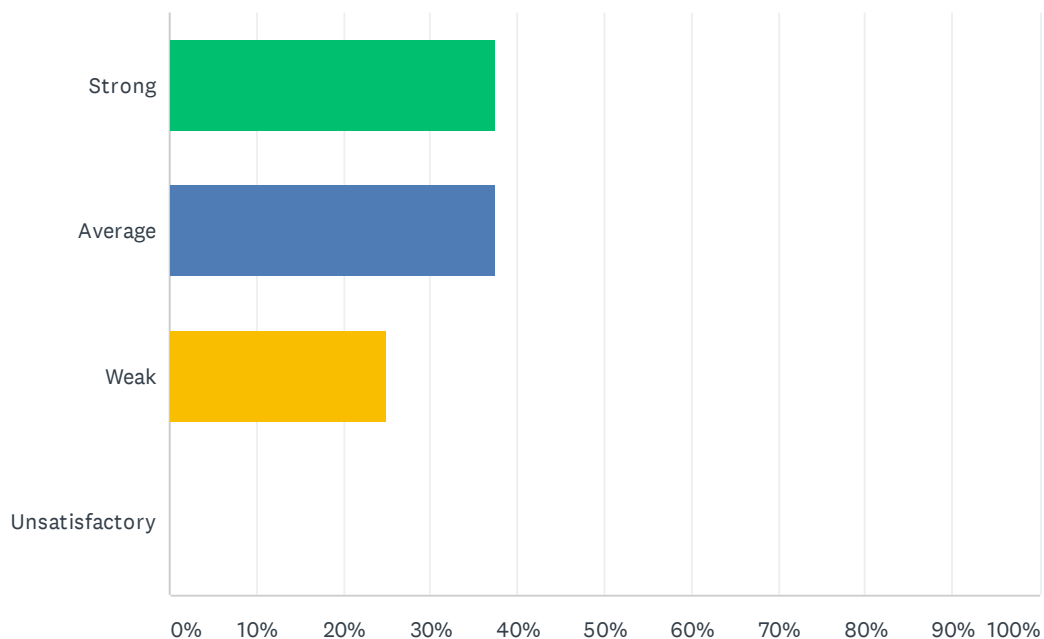
Answered: 8 Skipped: 0



ANSWER CHOICES	RESPONSES	
Strong	50.00%	4
Average	50.00%	4
Weak	0.00%	0
Unsatisfactory	0.00%	0
TOTAL		8

Q10 Site administration treats all teachers equally; there is no preferential treatment.

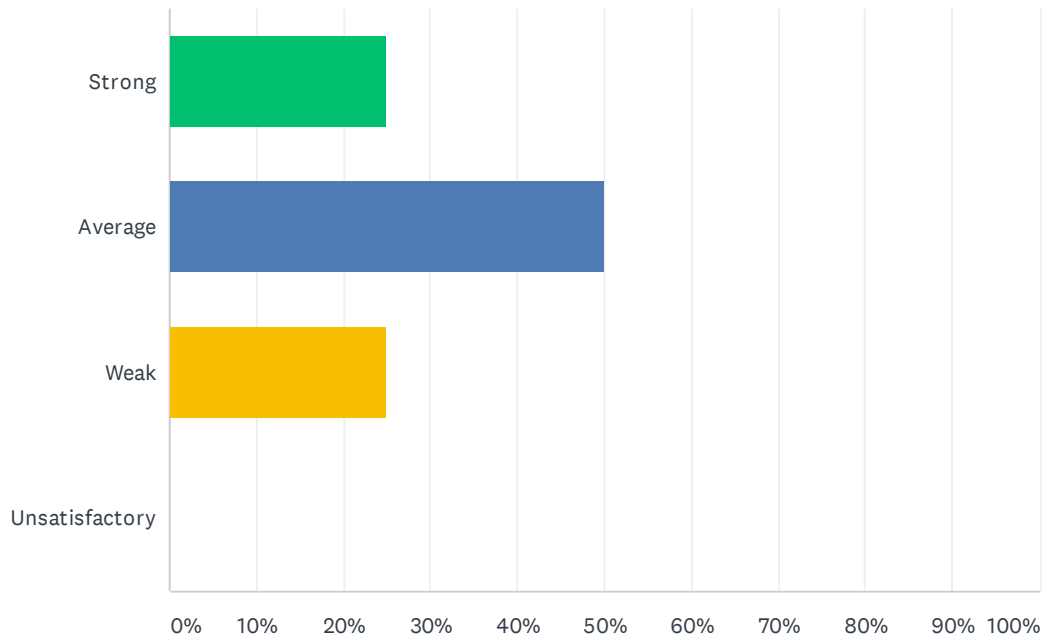
Answered: 8 Skipped: 0



ANSWER CHOICES	RESPONSES	
Strong	37.50%	3
Average	37.50%	3
Weak	25.00%	2
Unsatisfactory	0.00%	0
TOTAL		8

Q11 Administration supports classroom discipline procedures and follows District discipline guidelines.

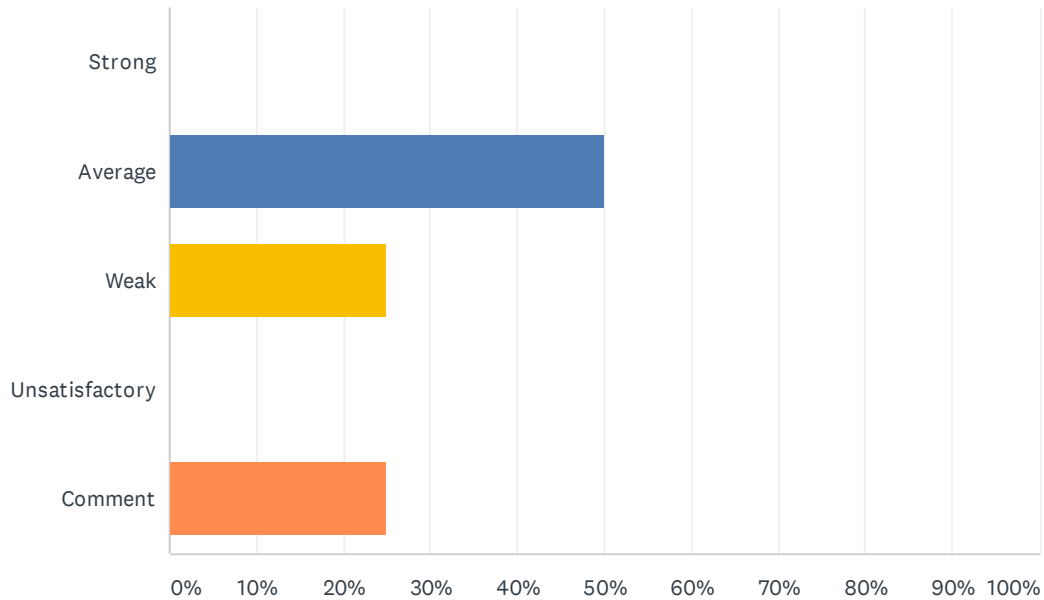
Answered: 8 Skipped: 0



ANSWER CHOICES	RESPONSES	
Strong	25.00%	2
Average	50.00%	4
Weak	25.00%	2
Unsatisfactory	0.00%	0
TOTAL		8

Q12 Administration processes ODR's (Office Disciplinary Referrals) within 48 hours and supports staff when discipline moves beyond classroom managed behaviors.

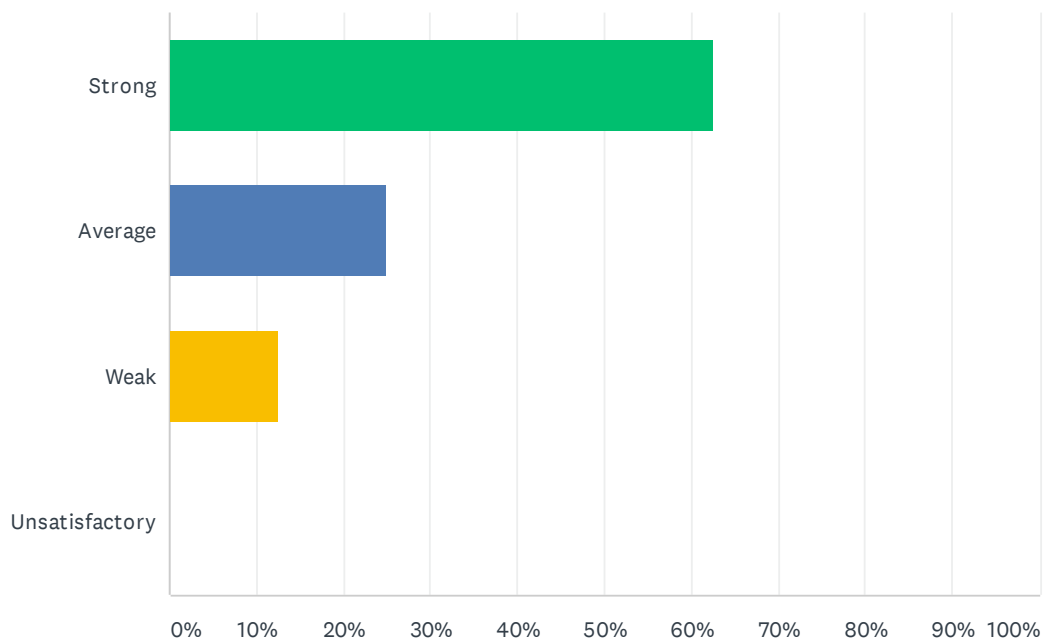
Answered: 8 Skipped: 0



ANSWER CHOICES	RESPONSES	
Strong	0.00%	0
Average	50.00%	4
Weak	25.00%	2
Unsatisfactory	0.00%	0
Comment	25.00%	2
TOTAL		8

Q13 Administration treats teachers as professionals; the teacher's word is not disregarded in favor of the student's.

Answered: 8 Skipped: 0



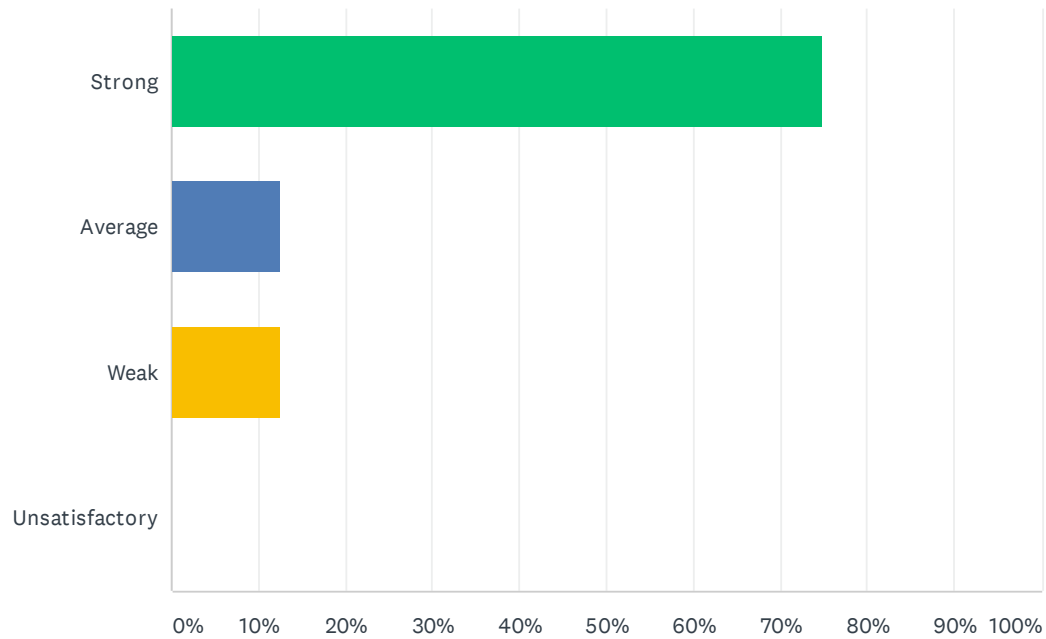
ANSWER CHOICES	RESPONSES	
Strong	62.50%	5
Average	25.00%	2
Weak	12.50%	1
Unsatisfactory	0.00%	0
TOTAL		8

Q14 How do you feel that your administration positively/negatively impacts working conditions at your site?

Answered: 5 Skipped: 3

Q15 Site staff is involved in setting school policies and budgetary priorities.

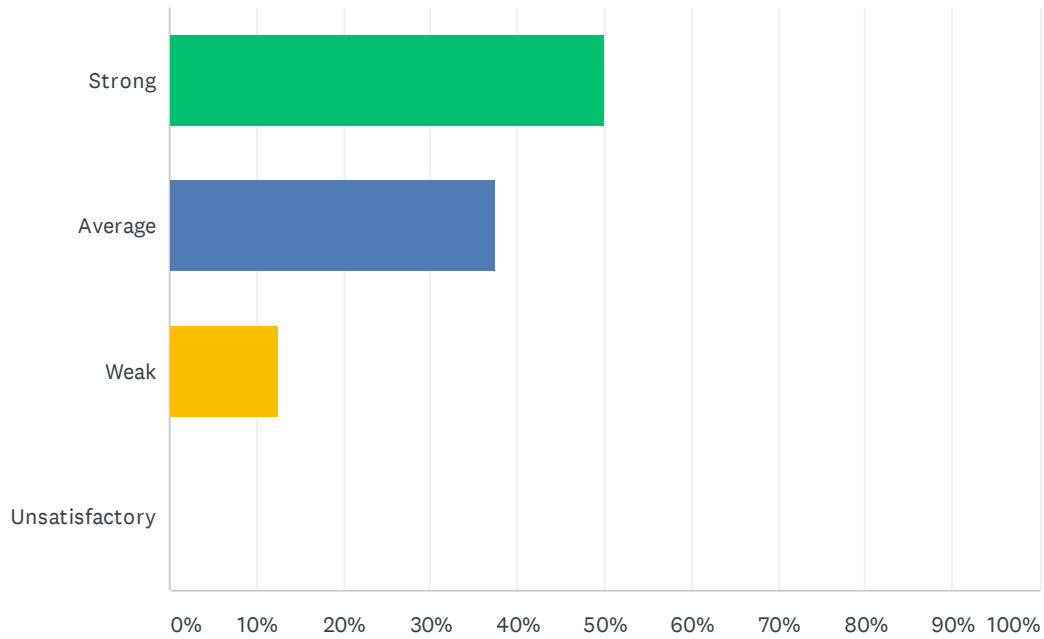
Answered: 8 Skipped: 0



ANSWER CHOICES	RESPONSES	
Strong	75.00%	6
Average	12.50%	1
Weak	12.50%	1
Unsatisfactory	0.00%	0
TOTAL		8

Q16 Site meetings are productive and not excessive.

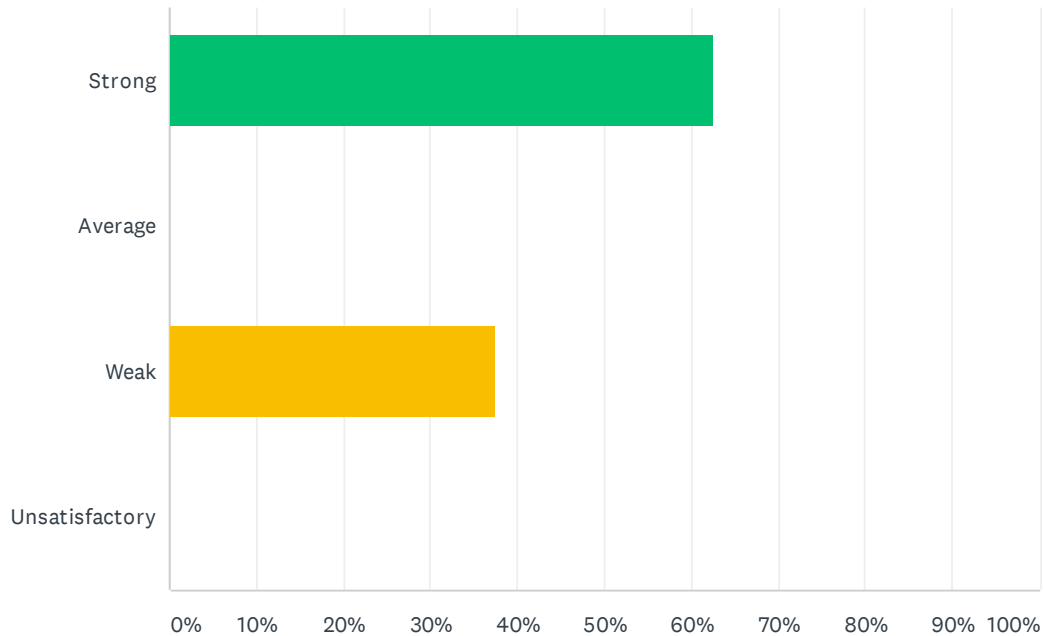
Answered: 8 Skipped: 0



ANSWER CHOICES	RESPONSES	
Strong	50.00%	4
Average	37.50%	3
Weak	12.50%	1
Unsatisfactory	0.00%	0
TOTAL		8

Q17 Bank days are used for PLC activities; Site administration uses two Bank Days a month and staff gets uninterrupted planning/preparation time twice a month during Bank Days.

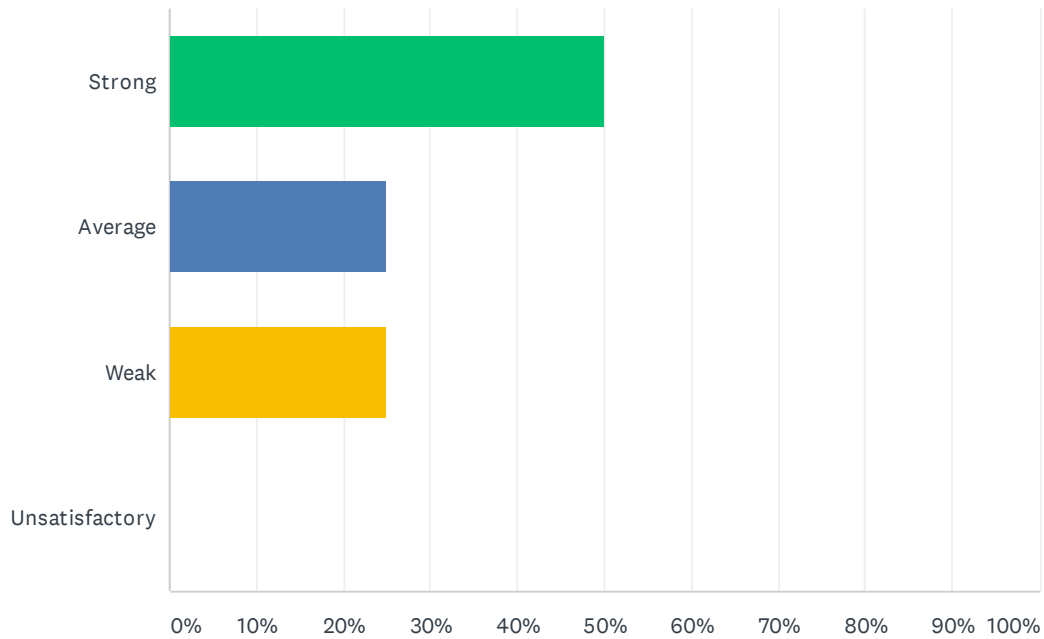
Answered: 8 Skipped: 0



ANSWER CHOICES	RESPONSES	
Strong	62.50%	5
Average	0.00%	0
Weak	37.50%	3
Unsatisfactory	0.00%	0
TOTAL		8

Q18 My site receives daily consecutive uninterrupted planning/preparation time. (30 minutes / 40 minutes)

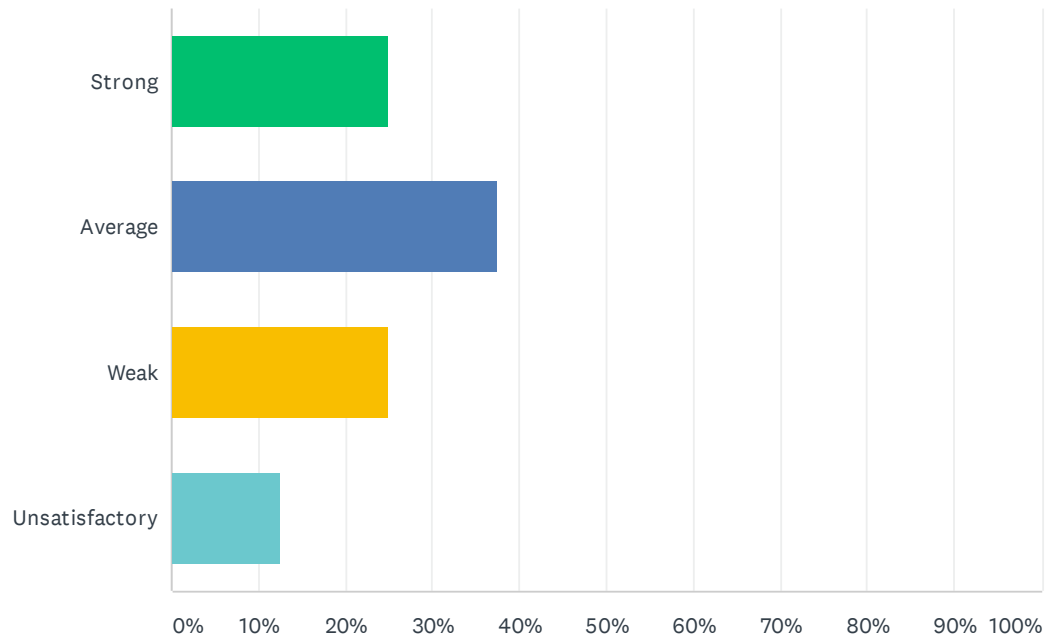
Answered: 8 Skipped: 0



ANSWER CHOICES	RESPONSES	
Strong	50.00%	4
Average	25.00%	2
Weak	25.00%	2
Unsatisfactory	0.00%	0
TOTAL		8

Q19 Staff is given time to input district required data (ie. Benchmarks, Dibels, CFAs, Report Card, and etc).

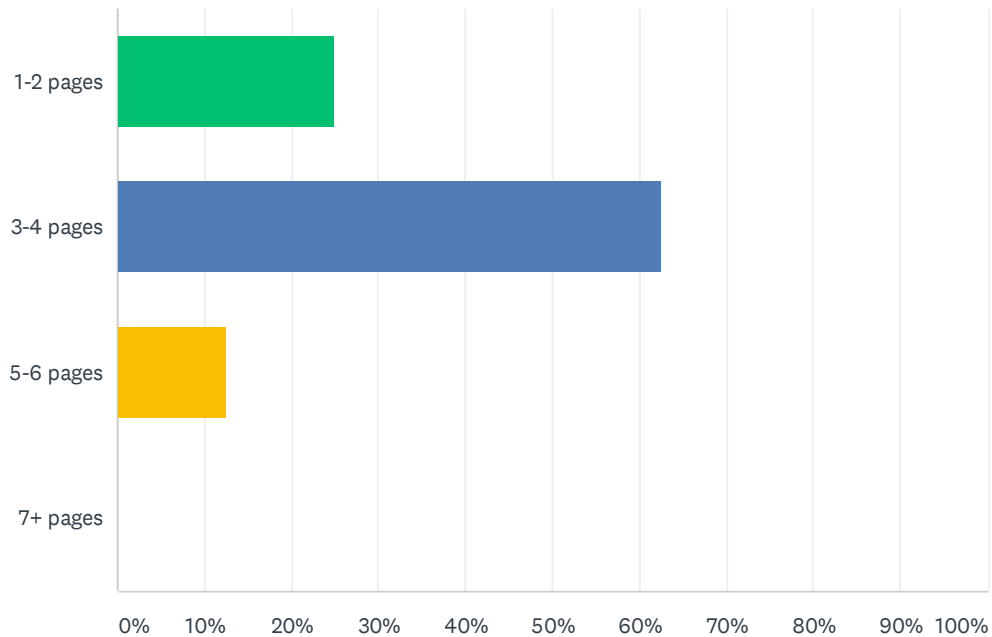
Answered: 8 Skipped: 0



ANSWER CHOICES	RESPONSES	
Strong	25.00%	2
Average	37.50%	3
Weak	25.00%	2
Unsatisfactory	12.50%	1
TOTAL		8

Q20 Teachers are required to submit complete, but not excessively lengthy lesson plans.

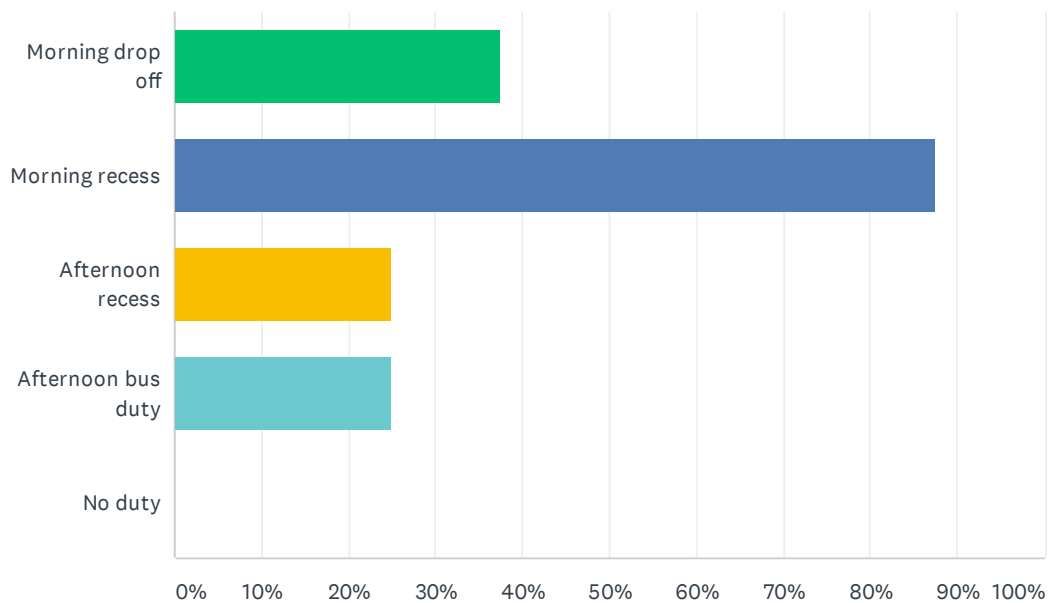
Answered: 8 Skipped: 0



ANSWER CHOICES	RESPONSES	
1-2 pages	25.00%	2
3-4 pages	62.50%	5
5-6 pages	12.50%	1
7+ pages	0.00%	0
TOTAL		8

Q21 Staff has recess and/or bus duty.

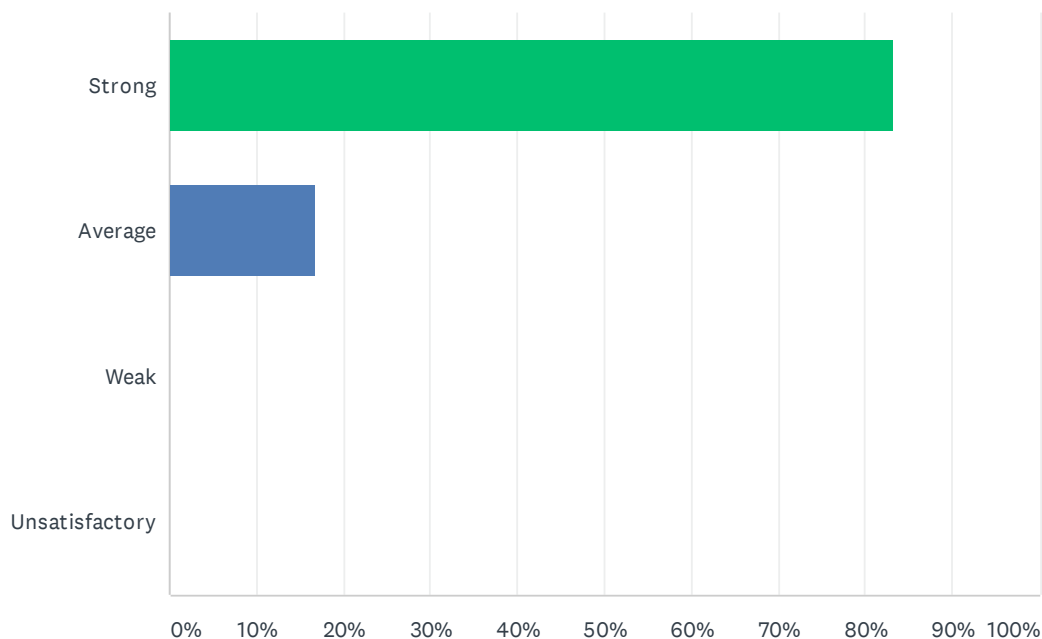
Answered: 8 Skipped: 0



ANSWER CHOICES	RESPONSES	
Morning drop off	37.50%	3
Morning recess	87.50%	7
Afternoon recess	25.00%	2
Afternoon bus duty	25.00%	2
No duty	0.00%	0
Total Respondents: 8		

Q22 The Special Education Department is assisting you with your questions, problems, and concerns.

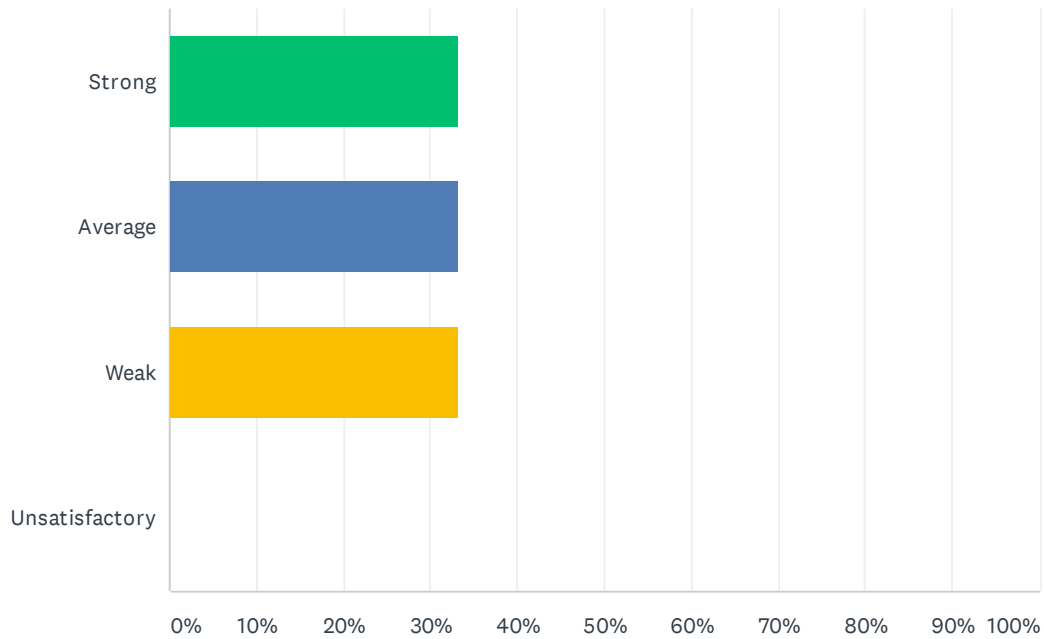
Answered: 6 Skipped: 2



ANSWER CHOICES	RESPONSES	
Strong	83.33%	5
Average	16.67%	1
Weak	0.00%	0
Unsatisfactory	0.00%	0
TOTAL		6

Q23 Special Education class size is balanced within each program to ensure student safety and individualized instruction.

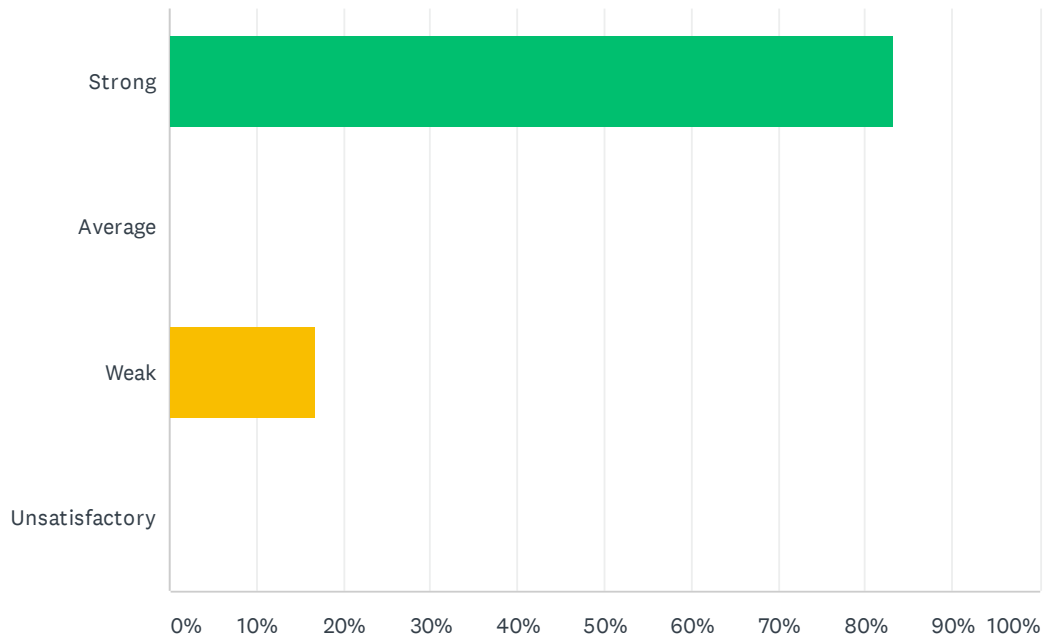
Answered: 6 Skipped: 2



ANSWER CHOICES	RESPONSES	
Strong	33.33%	2
Average	33.33%	2
Weak	33.33%	2
Unsatisfactory	0.00%	0
TOTAL		6

Q24 Special education teachers have opportunities to participate in school-based, content area staff development.

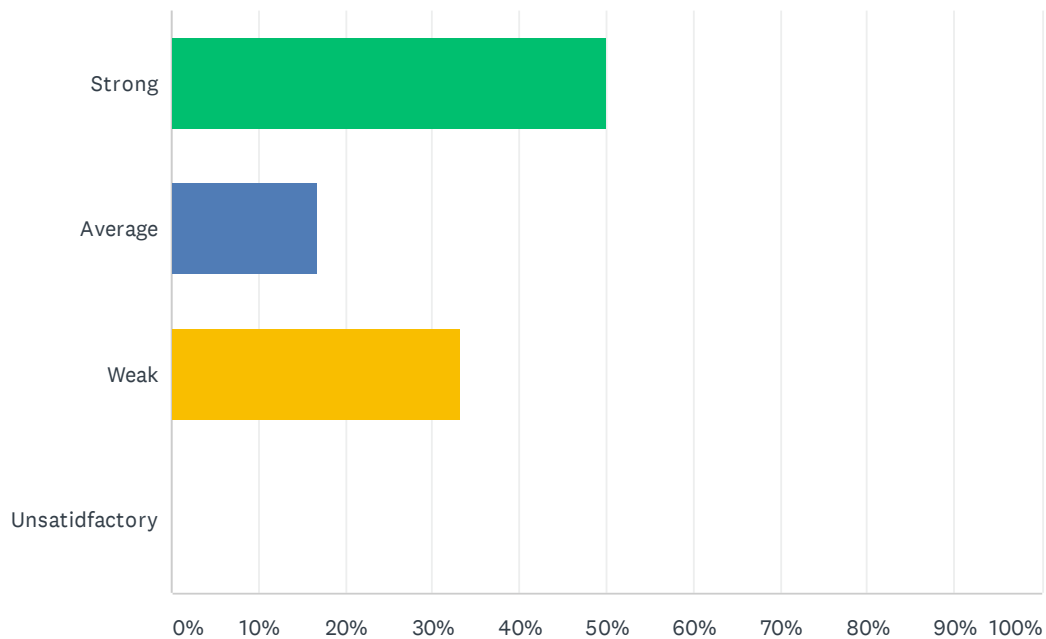
Answered: 6 Skipped: 2



ANSWER CHOICES	RESPONSES	
Strong	83.33%	5
Average	0.00%	0
Weak	16.67%	1
Unsatisfactory	0.00%	0
TOTAL		6

Q25 Special education teachers have needed access to ALL instructional resources provided to the general education teachers.

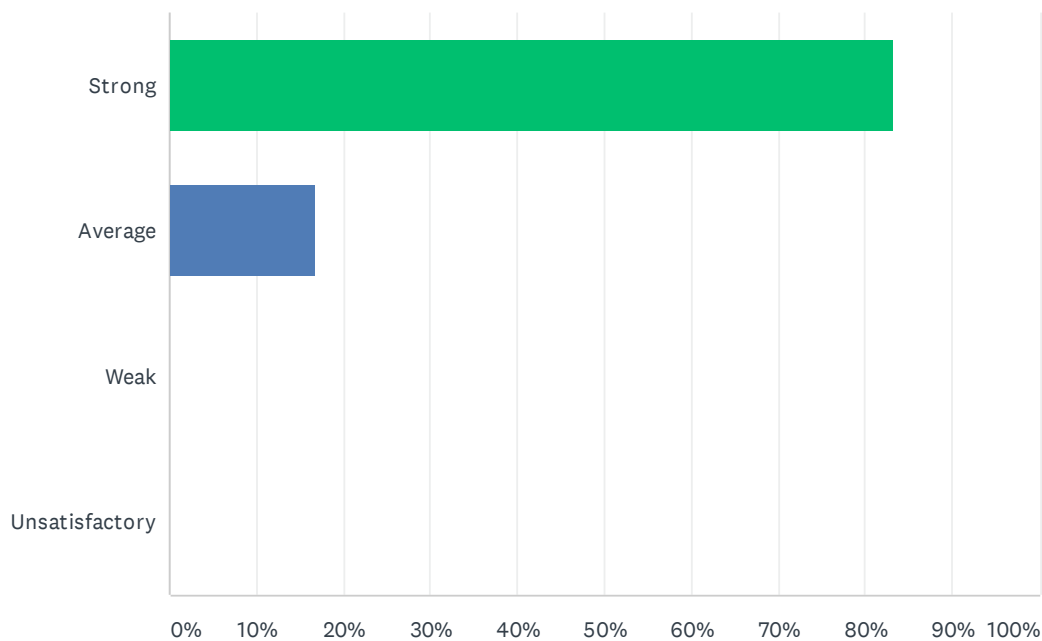
Answered: 6 Skipped: 2



ANSWER CHOICES	RESPONSES	
Strong	50.00%	3
Average	16.67%	1
Weak	33.33%	2
Unsatisfactory	0.00%	0
TOTAL		6

Q26 Special education teachers are adequately trained in the administration of state assessments and District IEP's.

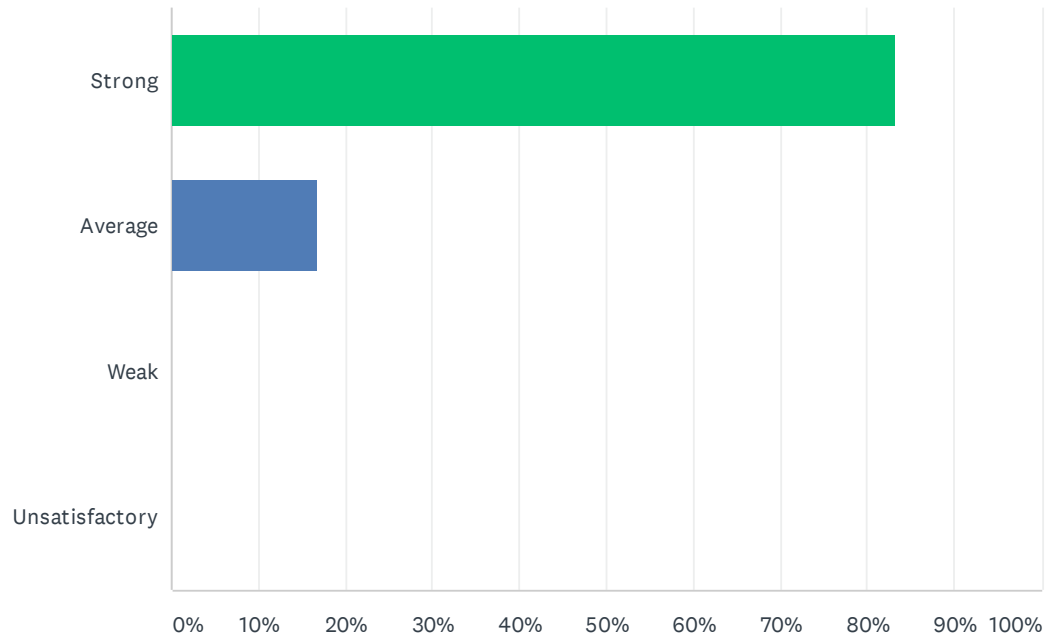
Answered: 6 Skipped: 2



ANSWER CHOICES	RESPONSES	
Strong	83.33%	5
Average	16.67%	1
Weak	0.00%	0
Unsatisfactory	0.00%	0
TOTAL		6

Q27 The site principal is accessible to discuss special education issues.

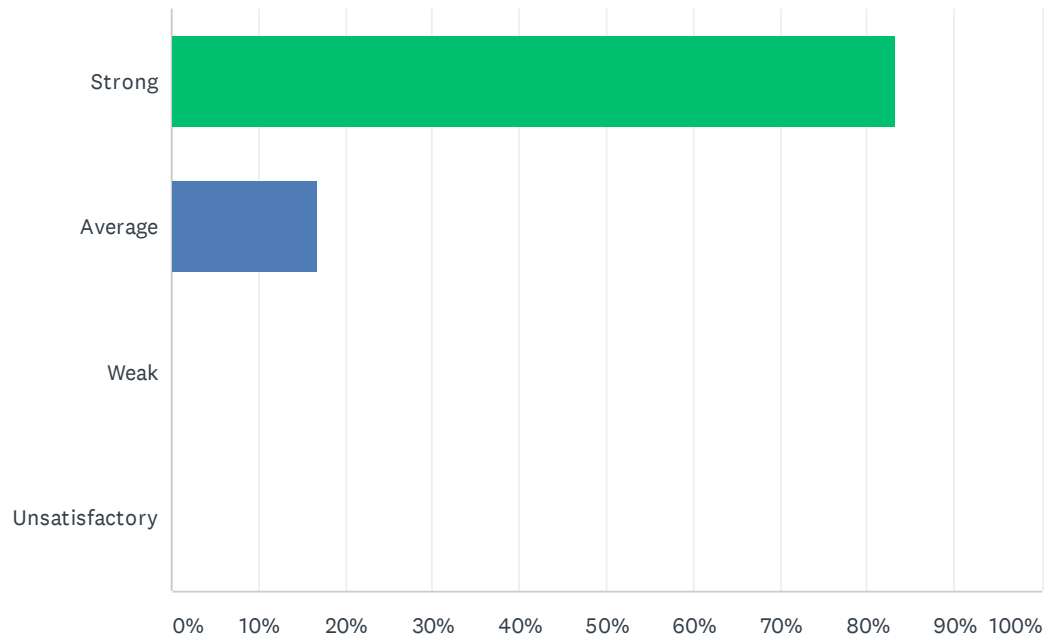
Answered: 6 Skipped: 2



ANSWER CHOICES	RESPONSES	
Strong	83.33%	5
Average	16.67%	1
Weak	0.00%	0
Unsatisfactory	0.00%	0
TOTAL		6

Q28 The site principal promotes equal opportunities for all students to learn.

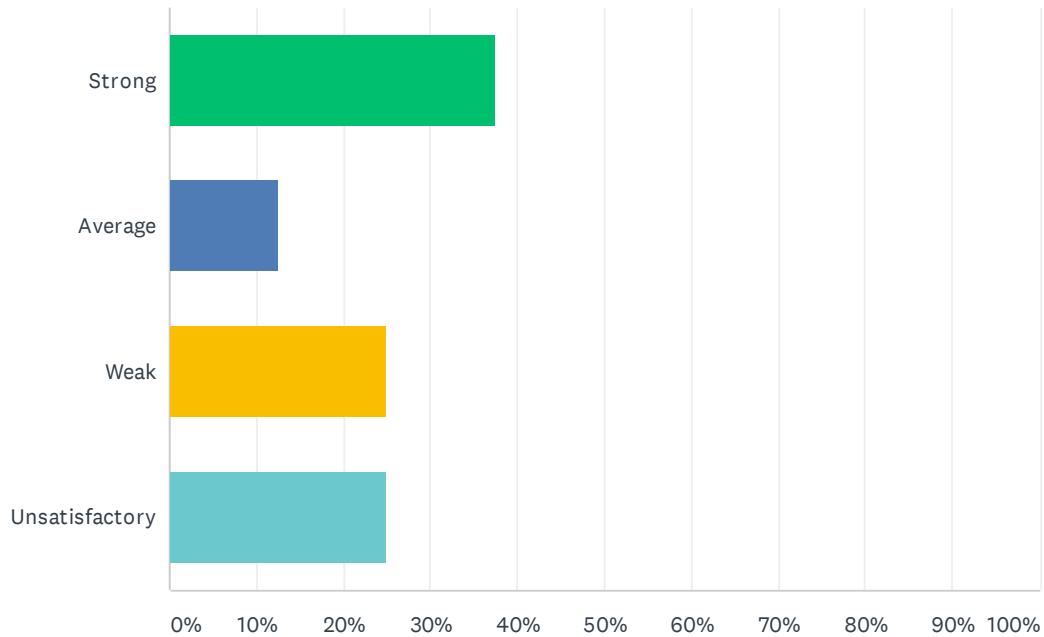
Answered: 6 Skipped: 2



ANSWER CHOICES	RESPONSES	
Strong	83.33%	5
Average	16.67%	1
Weak	0.00%	0
Unsatisfactory	0.00%	0
TOTAL		6

Q29 PBIS is used effectively and is improving behavior.

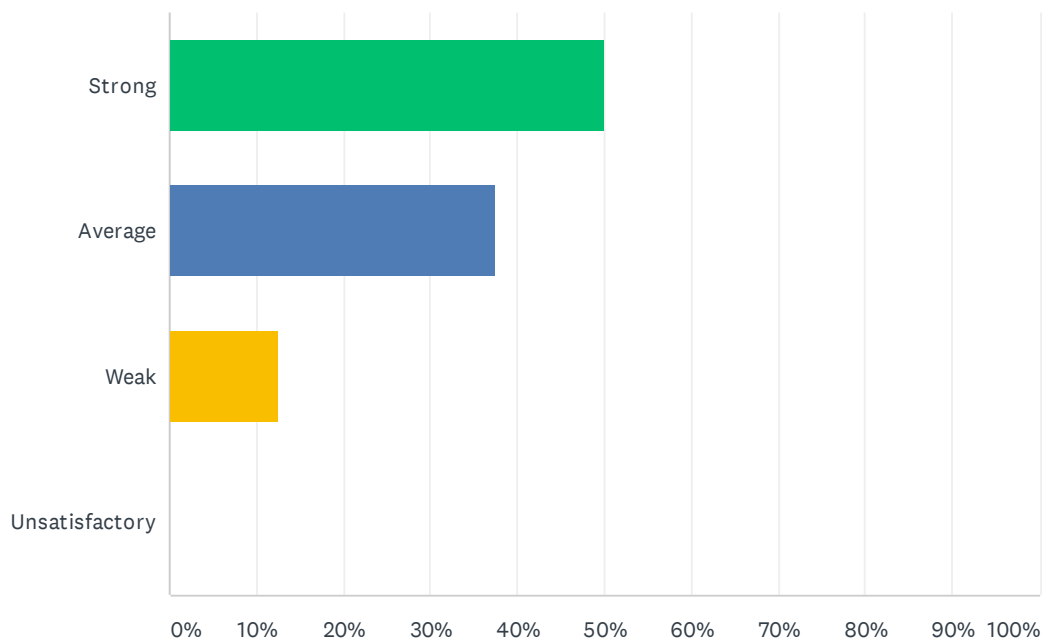
Answered: 8 Skipped: 0



ANSWER CHOICES	RESPONSES	
Strong	37.50%	3
Average	12.50%	1
Weak	25.00%	2
Unsatisfactory	25.00%	2
TOTAL		8

Q30 PBIS and Behavior Intervention Specialists are creating a safer environment at my site.

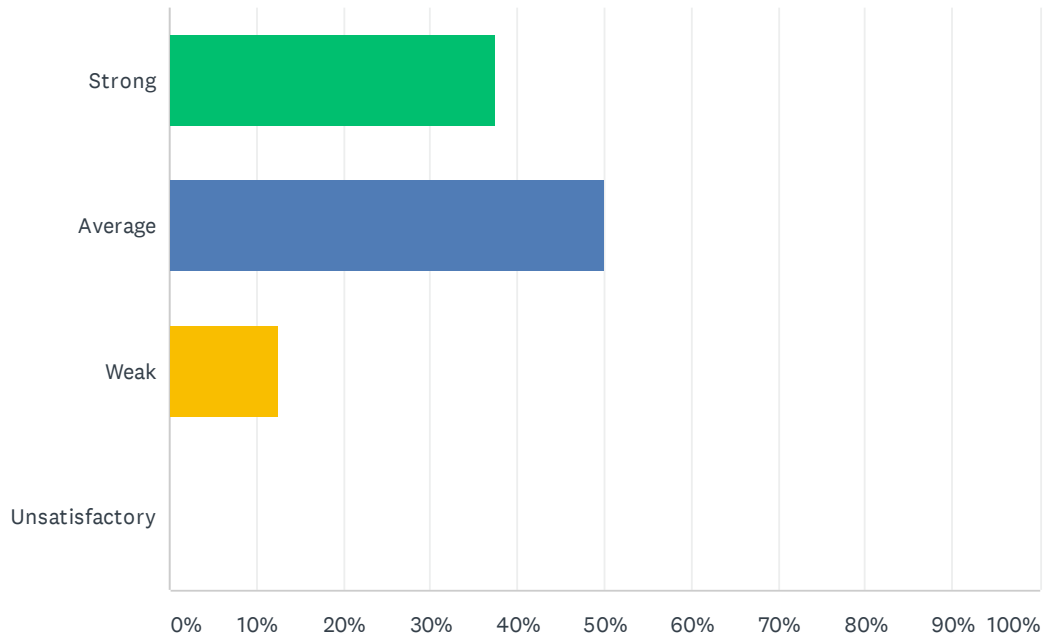
Answered: 8 Skipped: 0



ANSWER CHOICES	RESPONSES	
Strong	50.00%	4
Average	37.50%	3
Weak	12.50%	1
Unsatisfactory	0.00%	0
TOTAL		8

Q31 Staff and students feel safe at my site.

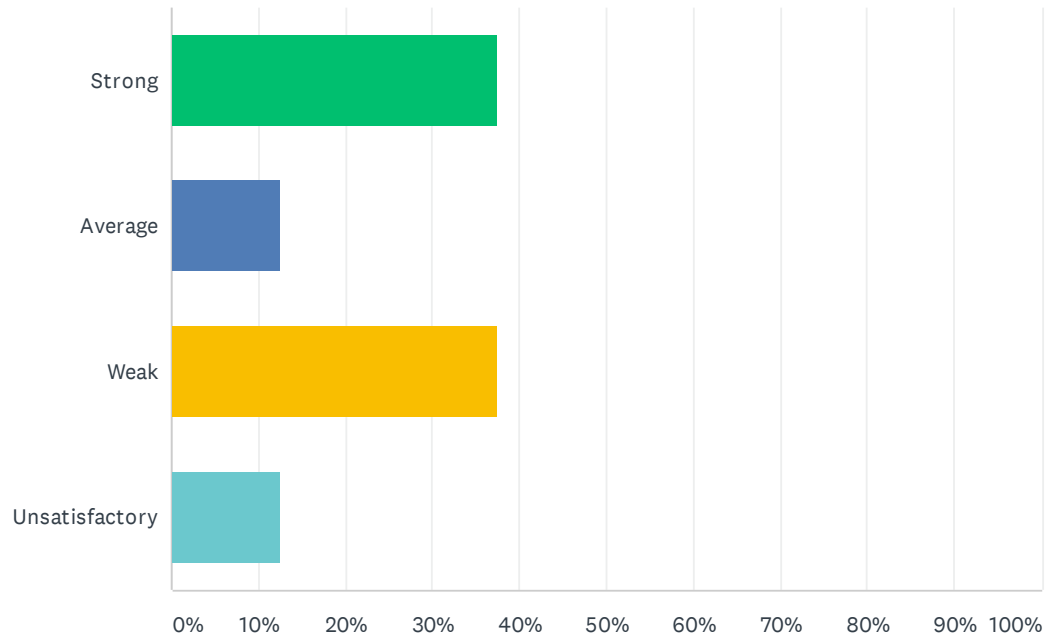
Answered: 8 Skipped: 0



ANSWER CHOICES	RESPONSES	
Strong	37.50%	3
Average	50.00%	4
Weak	12.50%	1
Unsatisfactory	0.00%	0
TOTAL		8

Q32 Discipline is improving at my site and not interfering with learning.

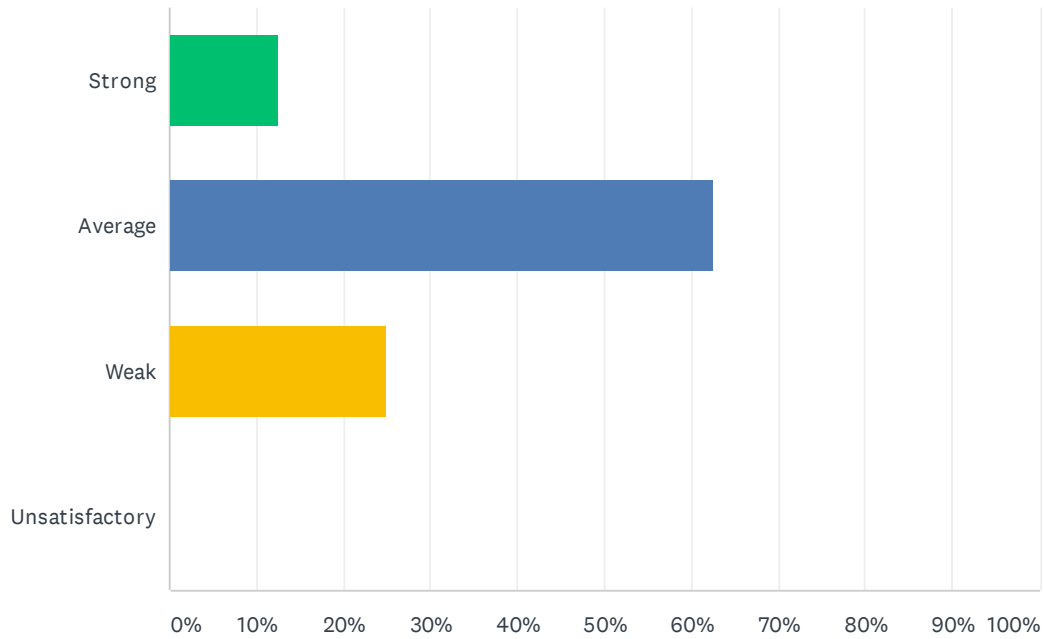
Answered: 8 Skipped: 0



ANSWER CHOICES	RESPONSES	
Strong	37.50%	3
Average	12.50%	1
Weak	37.50%	3
Unsatisfactory	12.50%	1
TOTAL		8

Q33 Positive referrals are an effective tool in improving discipline.

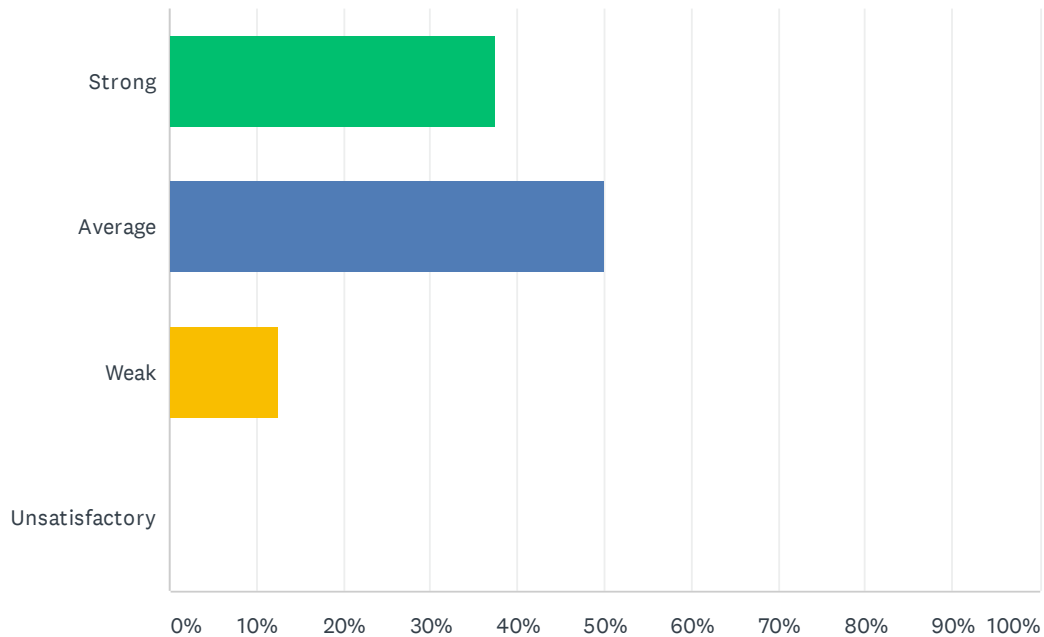
Answered: 8 Skipped: 0



ANSWER CHOICES	RESPONSES	
Strong	12.50%	1
Average	62.50%	5
Weak	25.00%	2
Unsatisfactory	0.00%	0
TOTAL		8

Q34 When ODR's (office disciplinary referral) are written the teacher's word is valued and trusted.

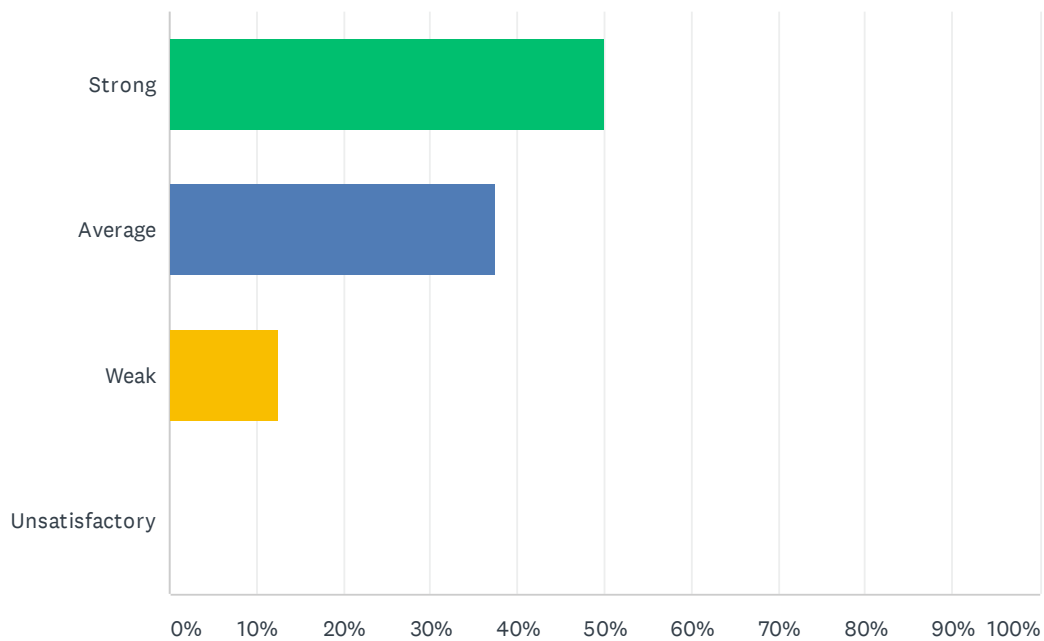
Answered: 8 Skipped: 0



ANSWER CHOICES	RESPONSES	
Strong	37.50%	3
Average	50.00%	4
Weak	12.50%	1
Unsatisfactory	0.00%	0
TOTAL		8

Q35 My site has a positive atmosphere.

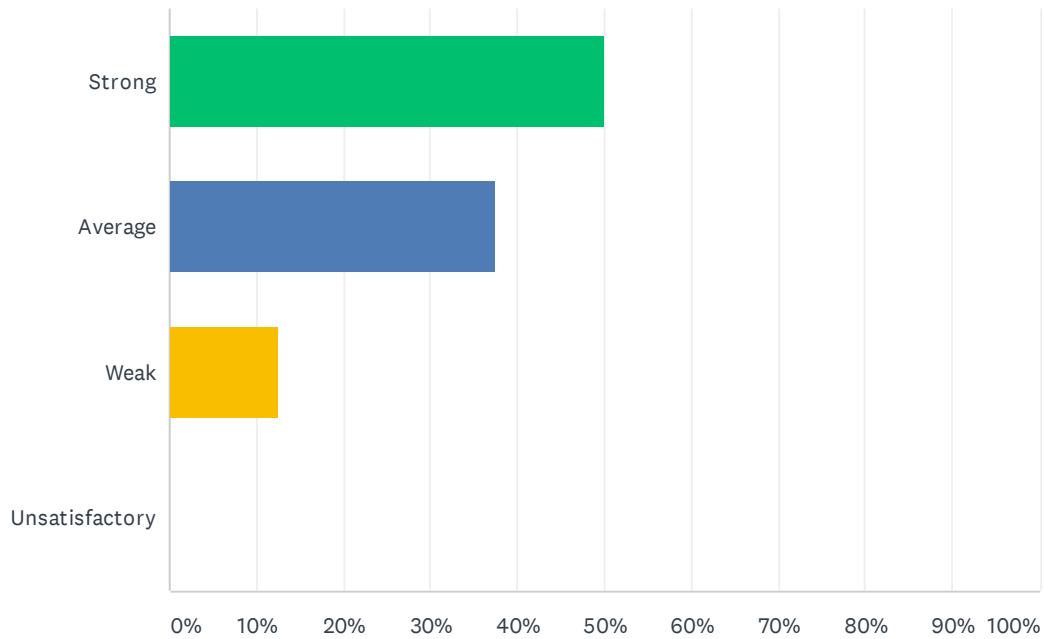
Answered: 8 Skipped: 0



ANSWER CHOICES	RESPONSES	
Strong	50.00%	4
Average	37.50%	3
Weak	12.50%	1
Unsatisfactory	0.00%	0
TOTAL		8

Q36 I would recommend my site to other employees and prospective teachers.

Answered: 8 Skipped: 0



ANSWER CHOICES	RESPONSES	
Strong	50.00%	4
Average	37.50%	3
Weak	12.50%	1
Unsatisfactory	0.00%	0
TOTAL		8

Q1 School Site (If you work at multiple sites choose your home site OR complete a survey for each site at which you spend significant time.)

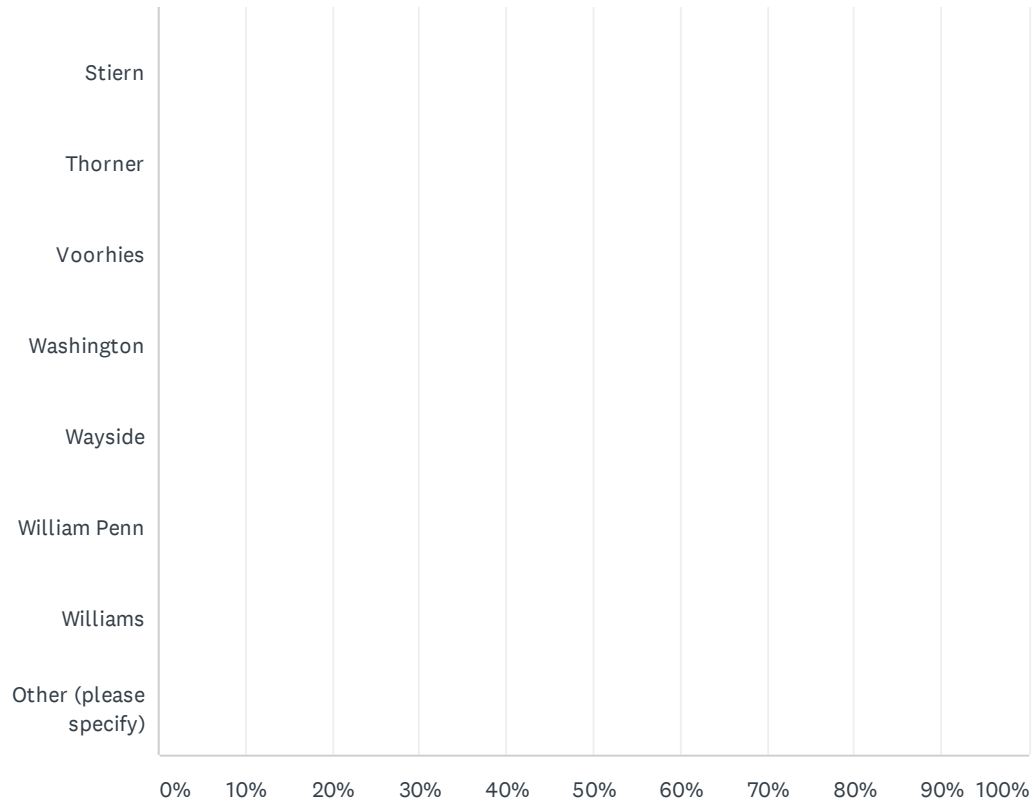
Answered: 19 Skipped: 0

Casa Loma											
Cato											
Chavez											
Chipman											
College Hts											
Compton											
Curran											
Downtown											
Ed Center											
Eissler											
Emerson											
Evergreen											
Fletcher											
Frank West											
Franklin											
Fremont											
Garza											
Harding											

2019-2020 BETA Administration/Site Climate Survey

[illegible]

2019-2020 BETA Administration/Site Climate Survey



2019-2020 BETA Administration/Site Climate Survey

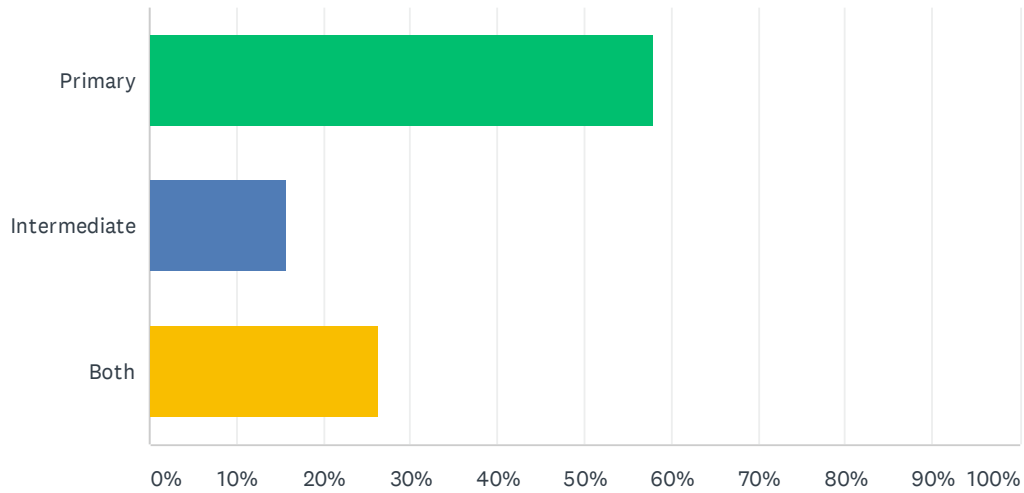
ANSWER CHOICES	RESPONSES	
Casa Loma	0.00%	0
Cato	0.00%	0
Chavez	0.00%	0
Chipman	0.00%	0
College Hts	0.00%	0
Compton	0.00%	0
Curran	0.00%	0
Downtown	0.00%	0
Ed Center	0.00%	0
Eissler	0.00%	0
Emerson	0.00%	0
Evergreen	0.00%	0
Fletcher	0.00%	0
Frank West	0.00%	0
Franklin	0.00%	0
Fremont	0.00%	0
Garza	0.00%	0
Harding	0.00%	0
Harris	0.00%	0
Horace Mann	0.00%	0
Hort	0.00%	0
Jefferson	0.00%	0
Longfellow	100.00%	19
McKinley	0.00%	0
Mt.Vernon	0.00%	0
Munsey	0.00%	0
Nichols	0.00%	0
Noble	0.00%	0
Nurses	0.00%	0
Owens Intermediate	0.00%	0
Owens Primary	0.00%	0
Pauly	0.00%	0

2019-2020 BETA Administration/Site Climate Survey

Pioneer	0.00%	0
Rafer Johnson	0.00%	0
Roosevelt	0.00%	0
Sequoia	0.00%	0
Sierra	0.00%	0
Special Ed Office	0.00%	0
Stella Hills	0.00%	0
Stiern	0.00%	0
Thorner	0.00%	0
Voorhies	0.00%	0
Washington	0.00%	0
Wayside	0.00%	0
William Penn	0.00%	0
Williams	0.00%	0
Other (please specify)	0.00%	0
Total Respondents: 19		

Q2 Instructional Grade Level or Support Services

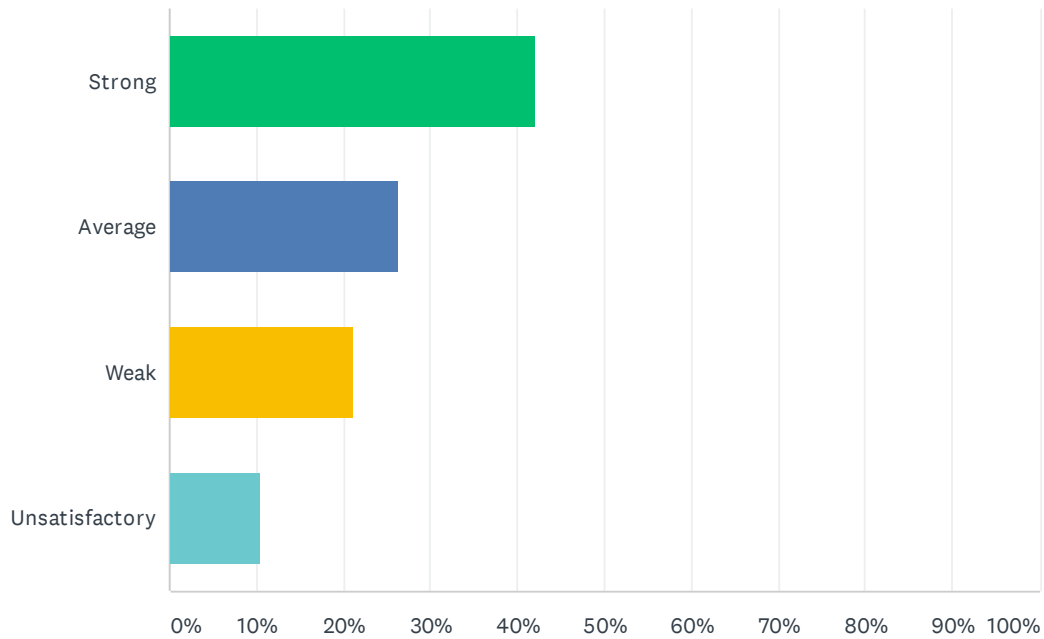
Answered: 19 Skipped: 0



ANSWER CHOICES	RESPONSES	
Primary	57.89%	11
Intermediate	15.79%	3
Both	26.32%	5
TOTAL		19

Q3 Site administration is sensitive to the needs of students, staff, and community.

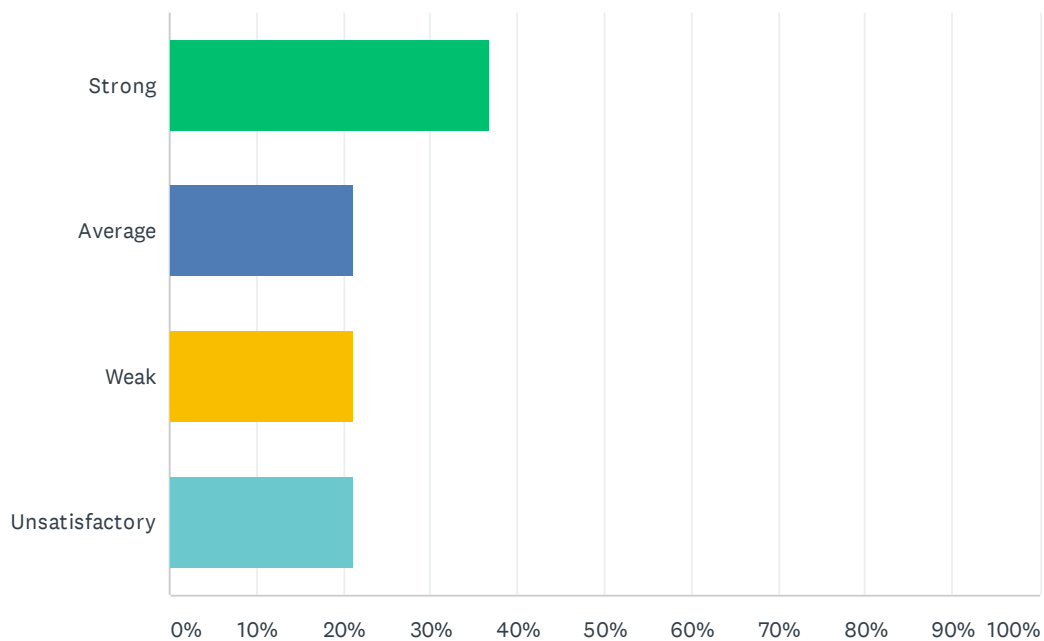
Answered: 19 Skipped: 0



ANSWER CHOICES	RESPONSES	
Strong	42.11%	8
Average	26.32%	5
Weak	21.05%	4
Unsatisfactory	10.53%	2
TOTAL		19

Q4 Site administration treats staff with respect; you feel like a valued member of a team

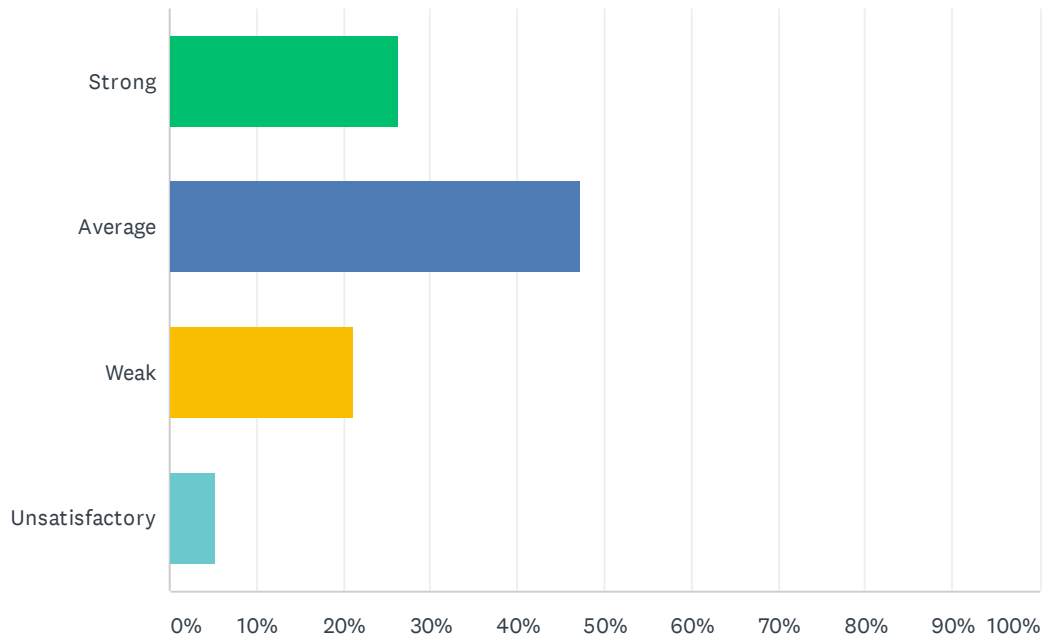
Answered: 19 Skipped: 0



ANSWER CHOICES	RESPONSES	
Strong	36.84%	7
Average	21.05%	4
Weak	21.05%	4
Unsatisfactory	21.05%	4
TOTAL		19

Q5 Site administration conducts classroom visits (walk-through) in least the disruptive manner and leaves timely feedback (within 24 hours).

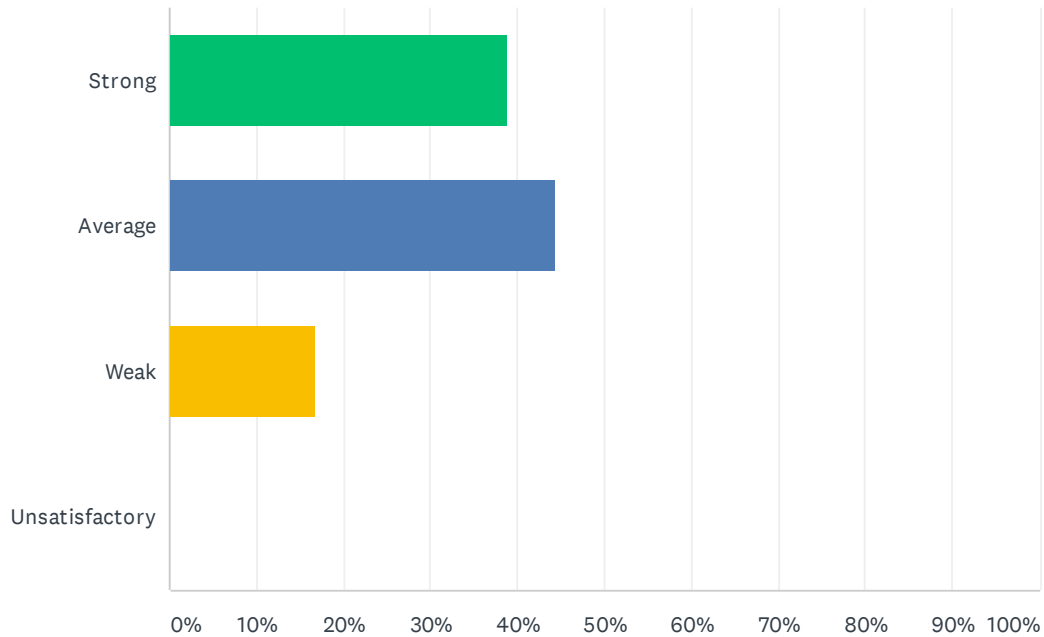
Answered: 19 Skipped: 0



ANSWER CHOICES	RESPONSES	
Strong	26.32%	5
Average	47.37%	9
Weak	21.05%	4
Unsatisfactory	5.26%	1
TOTAL		19

Q6 Site administration follows the contract and respects personal rights.

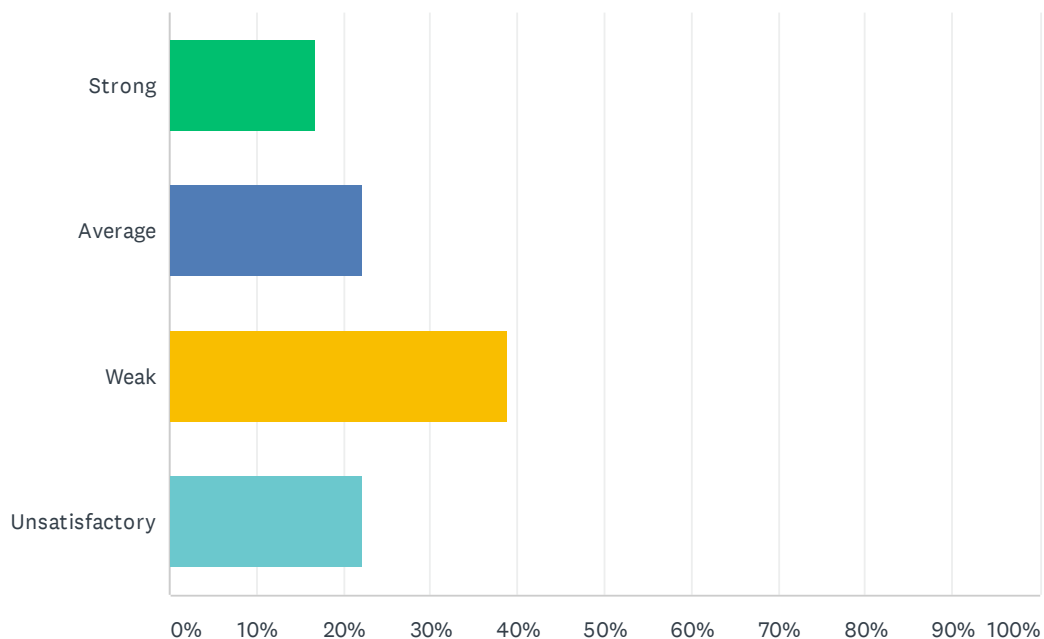
Answered: 18 Skipped: 1



ANSWER CHOICES	RESPONSES	
Strong	38.89%	7
Average	44.44%	8
Weak	16.67%	3
Unsatisfactory	0.00%	0
TOTAL		18

Q7 Administration utilizes staff according to their job description (ie. Coaches, APL's, Specialists & Staff).

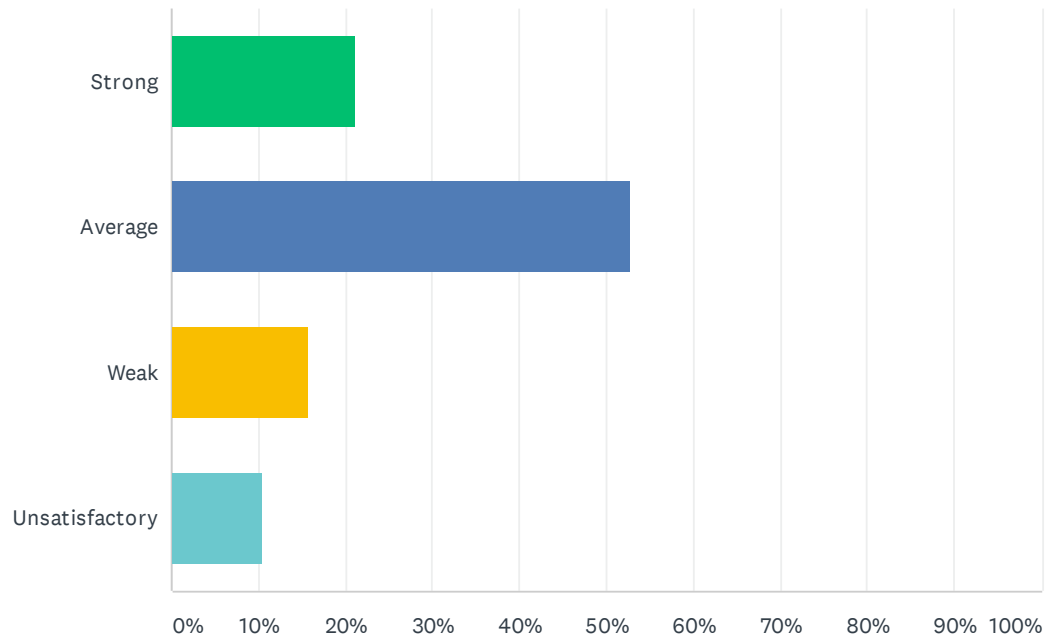
Answered: 18 Skipped: 1



ANSWER CHOICES	RESPONSES	
Strong	16.67%	3
Average	22.22%	4
Weak	38.89%	7
Unsatisfactory	22.22%	4
TOTAL		18

Q8 Administration maintains open communication with staff, parents, and students.

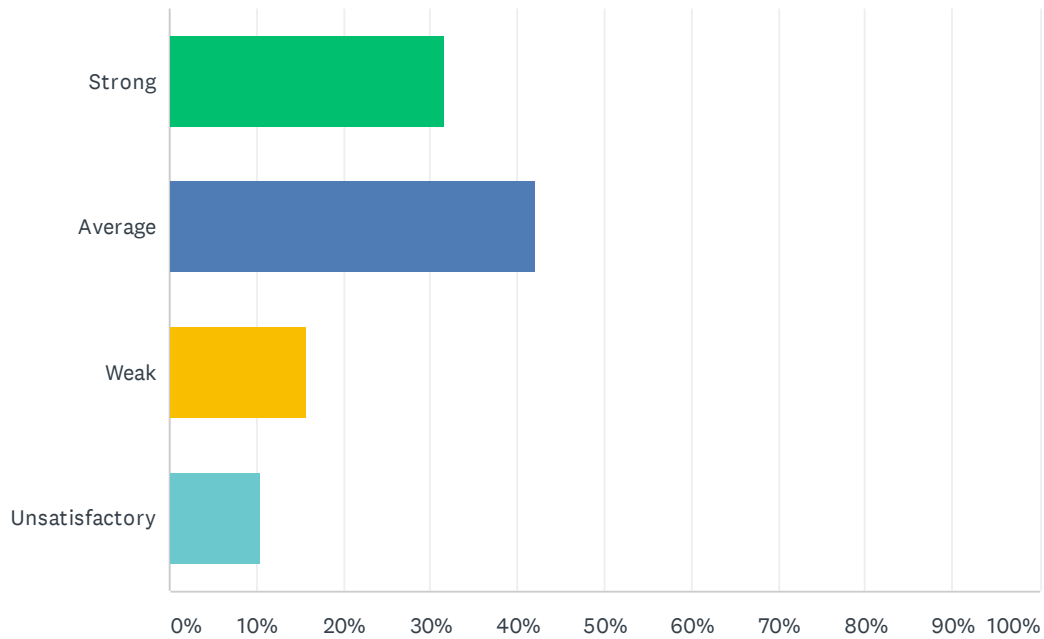
Answered: 19 Skipped: 0



ANSWER CHOICES	RESPONSES	
Strong	21.05%	4
Average	52.63%	10
Weak	15.79%	3
Unsatisfactory	10.53%	2
TOTAL		19

Q9 Administration supports staff against attacks and criticism from parents.

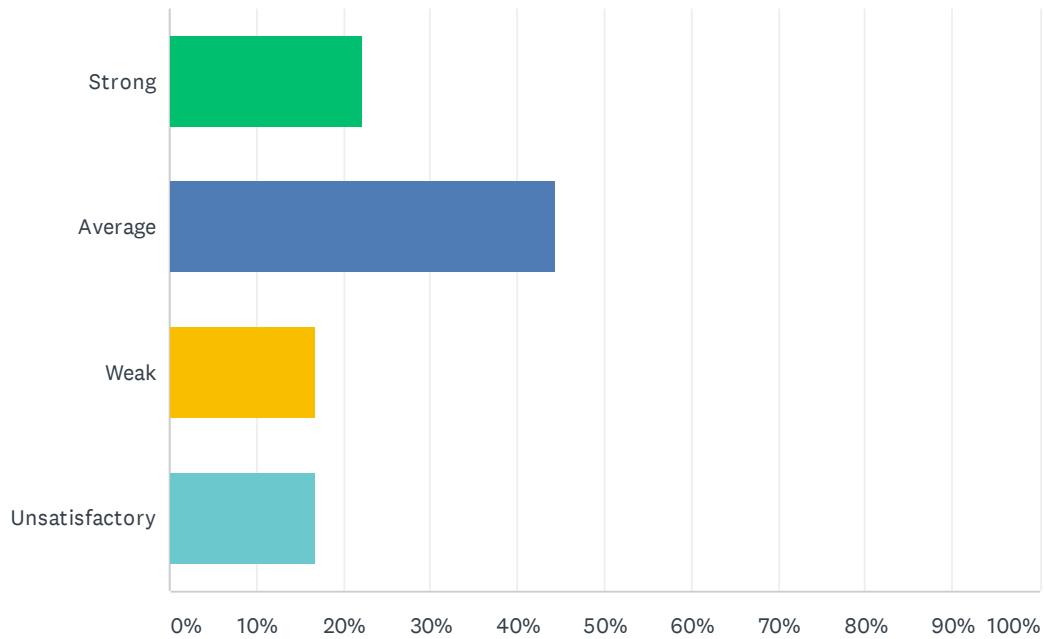
Answered: 19 Skipped: 0



ANSWER CHOICES	RESPONSES	
Strong	31.58%	6
Average	42.11%	8
Weak	15.79%	3
Unsatisfactory	10.53%	2
TOTAL		19

Q10 Site administration treats all teachers equally; there is no preferential treatment.

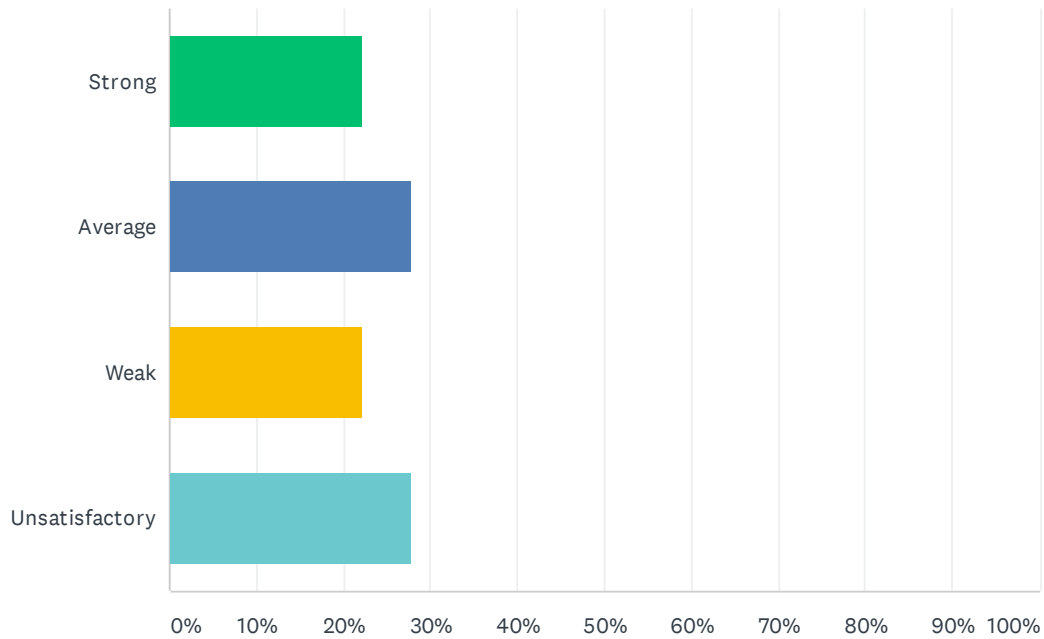
Answered: 18 Skipped: 1



ANSWER CHOICES	RESPONSES	
Strong	22.22%	4
Average	44.44%	8
Weak	16.67%	3
Unsatisfactory	16.67%	3
TOTAL		18

Q11 Administration supports classroom discipline procedures and follows District discipline guidelines.

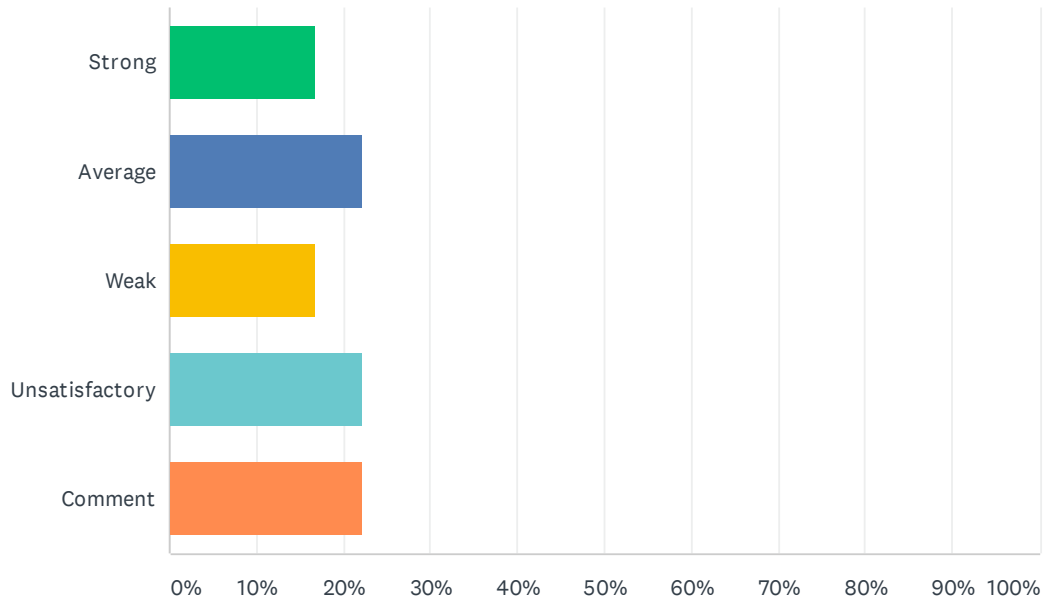
Answered: 18 Skipped: 1



ANSWER CHOICES	RESPONSES	
Strong	22.22%	4
Average	27.78%	5
Weak	22.22%	4
Unsatisfactory	27.78%	5
TOTAL		18

Q12 Administration processes ODR's (Office Disciplinary Referrals) within 48 hours and supports staff when discipline moves beyond classroom managed behaviors.

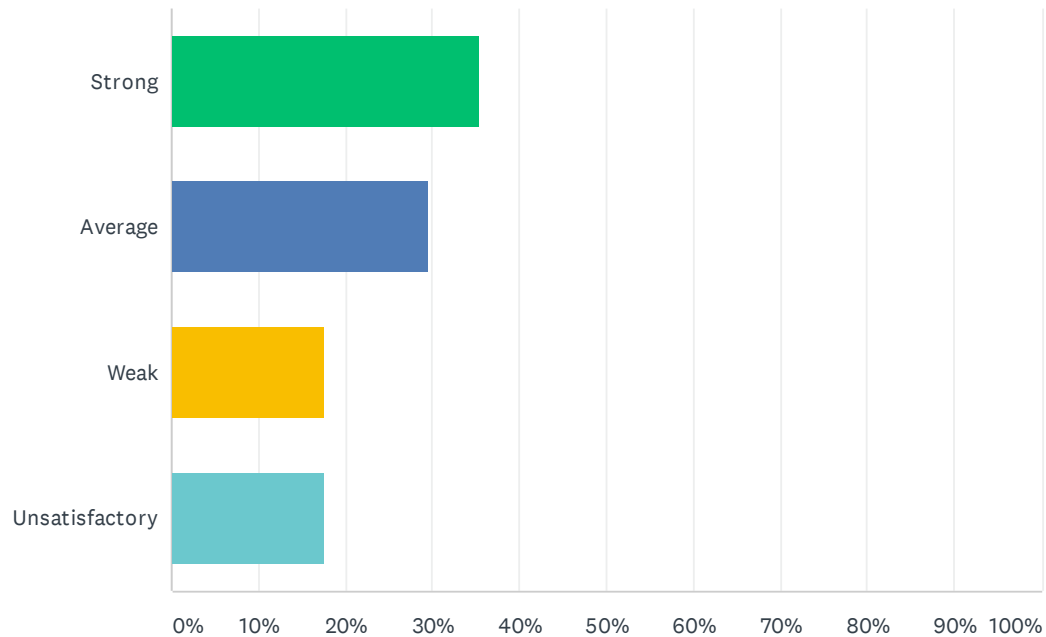
Answered: 18 Skipped: 1



ANSWER CHOICES	RESPONSES	
Strong	16.67%	3
Average	22.22%	4
Weak	16.67%	3
Unsatisfactory	22.22%	4
Comment	22.22%	4
TOTAL		18

Q13 Administration treats teachers as professionals; the teacher's word is not disregarded in favor of the student's.

Answered: 17 Skipped: 2



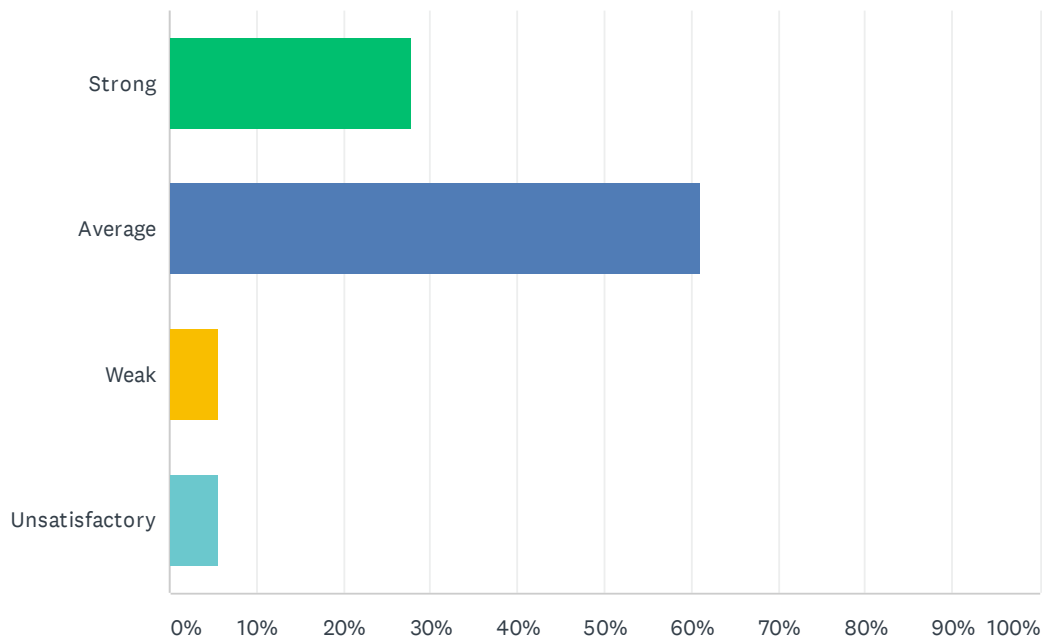
ANSWER CHOICES	RESPONSES	
Strong	35.29%	6
Average	29.41%	5
Weak	17.65%	3
Unsatisfactory	17.65%	3
TOTAL		17

Q14 How do you feel that your administration positively/negatively impacts working conditions at your site?

Answered: 11 Skipped: 8

Q15 Site staff is involved in setting school policies and budgetary priorities.

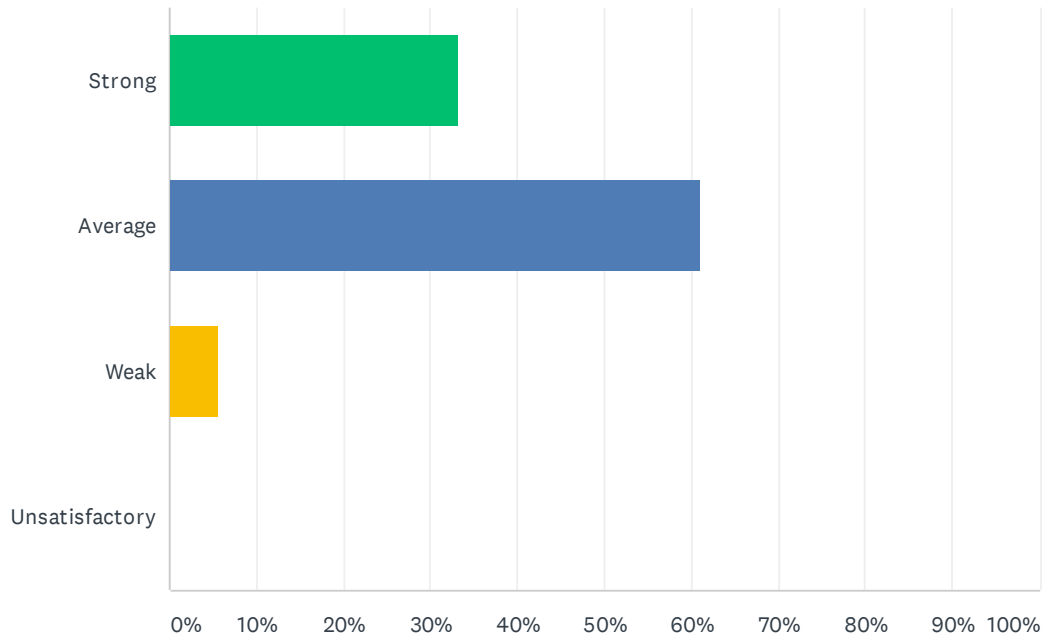
Answered: 18 Skipped: 1



ANSWER CHOICES	RESPONSES	
Strong	27.78%	5
Average	61.11%	11
Weak	5.56%	1
Unsatisfactory	5.56%	1
TOTAL		18

Q16 Site meetings are productive and not excessive.

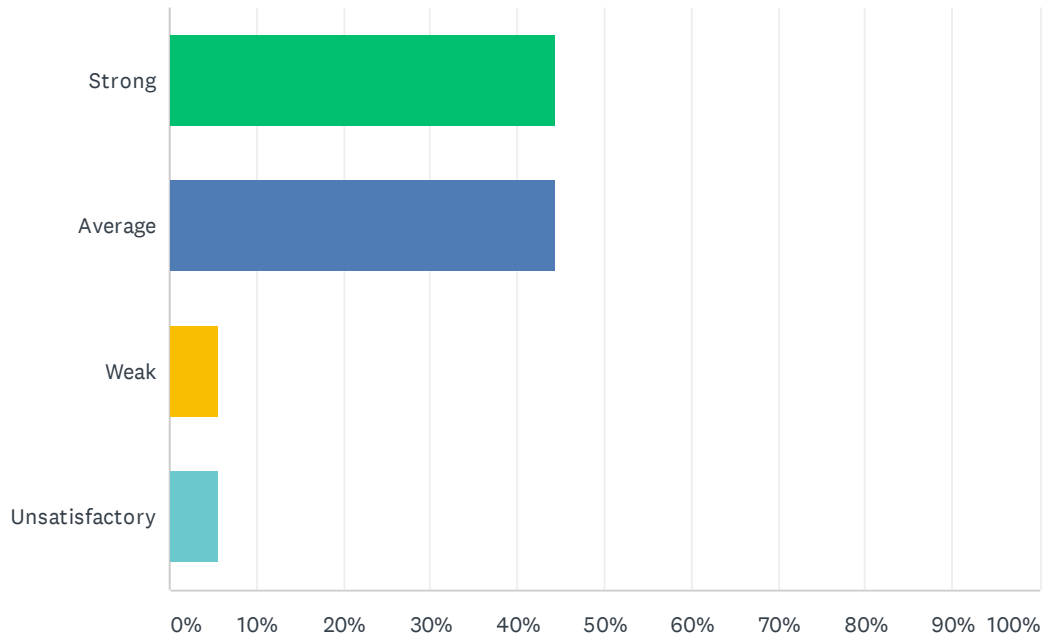
Answered: 18 Skipped: 1



ANSWER CHOICES	RESPONSES	
Strong	33.33%	6
Average	61.11%	11
Weak	5.56%	1
Unsatisfactory	0.00%	0
TOTAL		18

Q17 Bank days are used for PLC activities; Site administration uses two Bank Days a month and staff gets uninterrupted planning/preparation time twice a month during Bank Days.

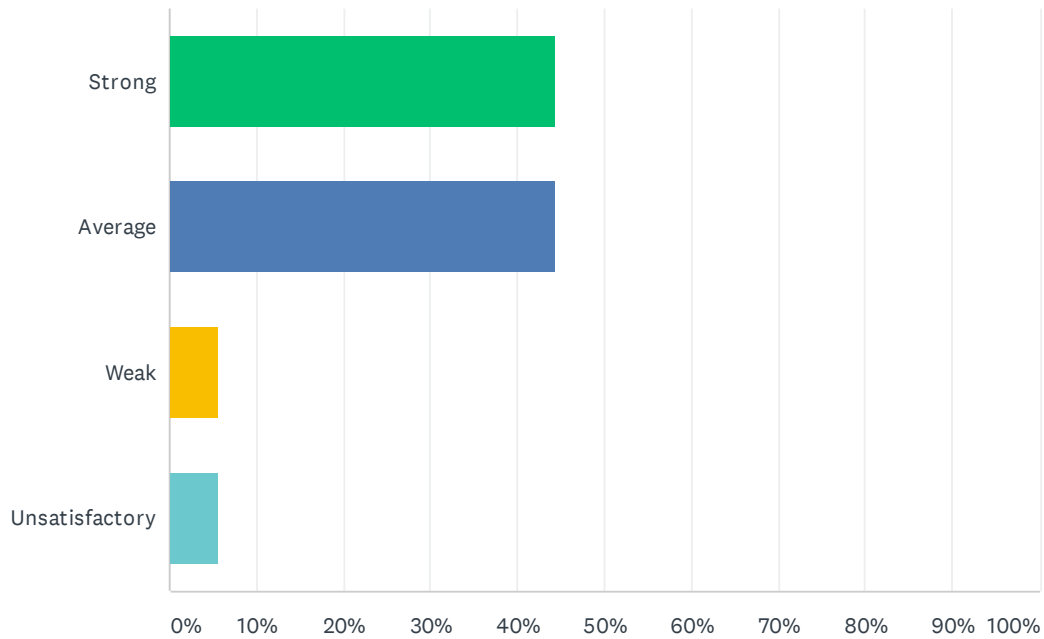
Answered: 18 Skipped: 1



ANSWER CHOICES	RESPONSES	
Strong	44.44%	8
Average	44.44%	8
Weak	5.56%	1
Unsatisfactory	5.56%	1
TOTAL		18

Q18 My site receives daily consecutive uninterrupted planning/preparation time. (30 minutes / 40 minutes)

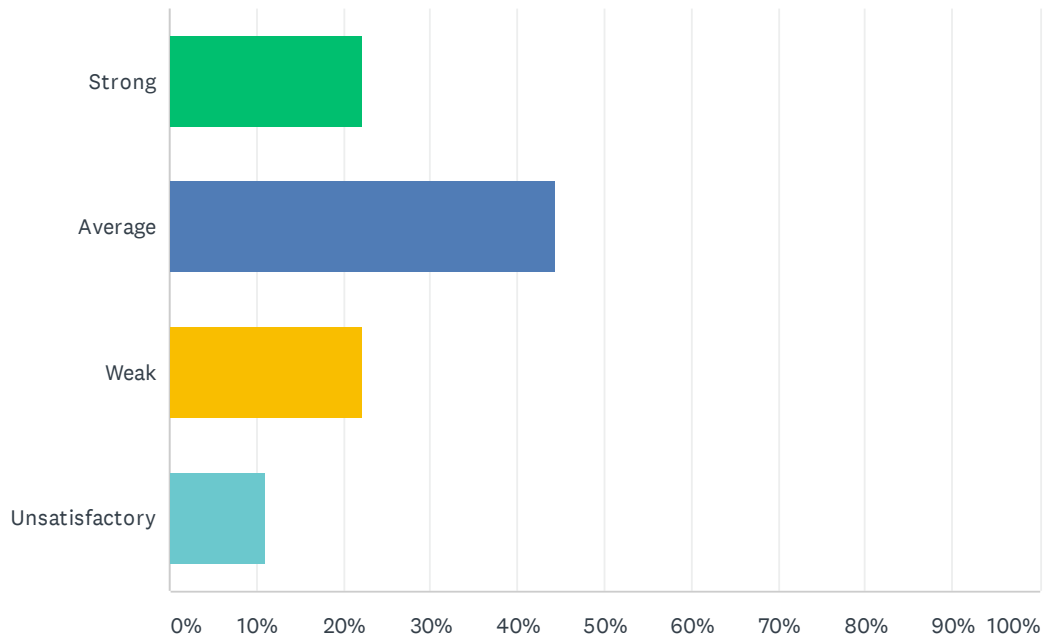
Answered: 18 Skipped: 1



ANSWER CHOICES	RESPONSES	
Strong	44.44%	8
Average	44.44%	8
Weak	5.56%	1
Unsatisfactory	5.56%	1
TOTAL		18

Q19 Staff is given time to input district required data (ie. Benchmarks, Dibels, CFAs, Report Card, and etc).

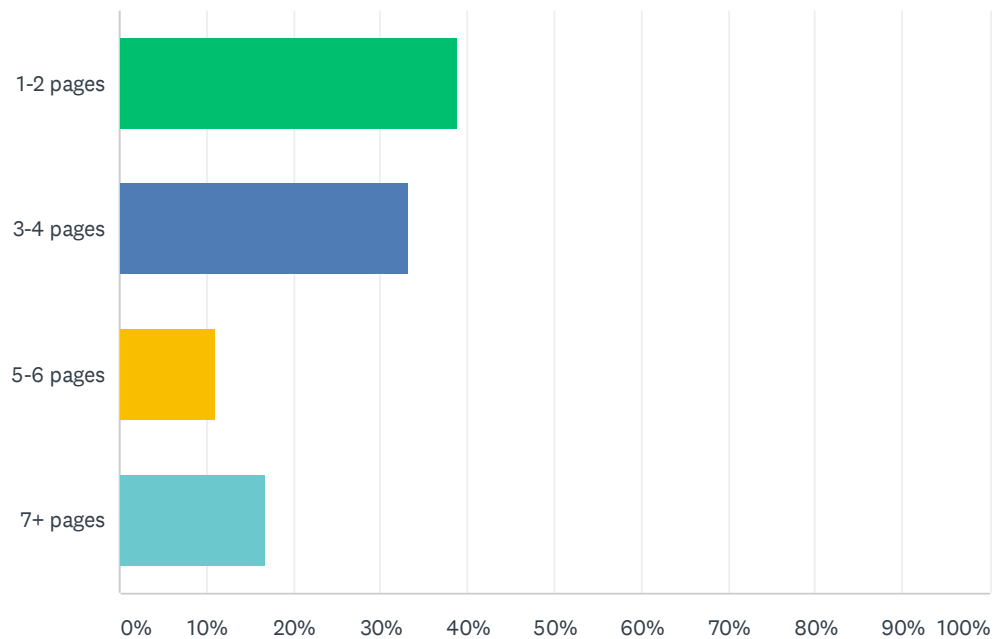
Answered: 18 Skipped: 1



ANSWER CHOICES	RESPONSES	
Strong	22.22%	4
Average	44.44%	8
Weak	22.22%	4
Unsatisfactory	11.11%	2
TOTAL		18

Q20 Teachers are required to submit complete, but not excessively lengthy lesson plans.

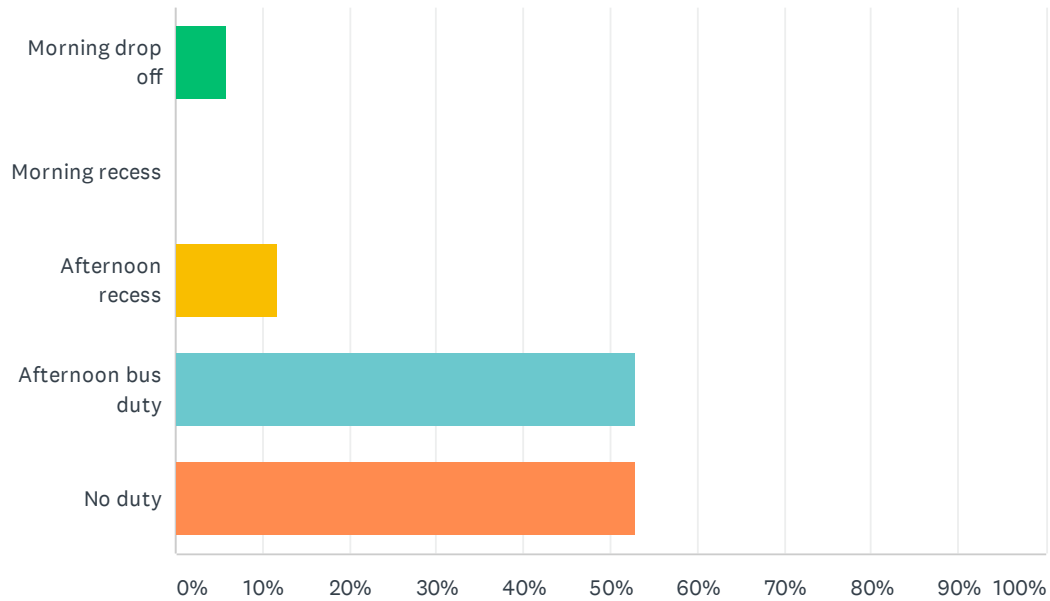
Answered: 18 Skipped: 1



ANSWER CHOICES	RESPONSES	
1-2 pages	38.89%	7
3-4 pages	33.33%	6
5-6 pages	11.11%	2
7+ pages	16.67%	3
TOTAL		18

Q21 Staff has recess and/or bus duty.

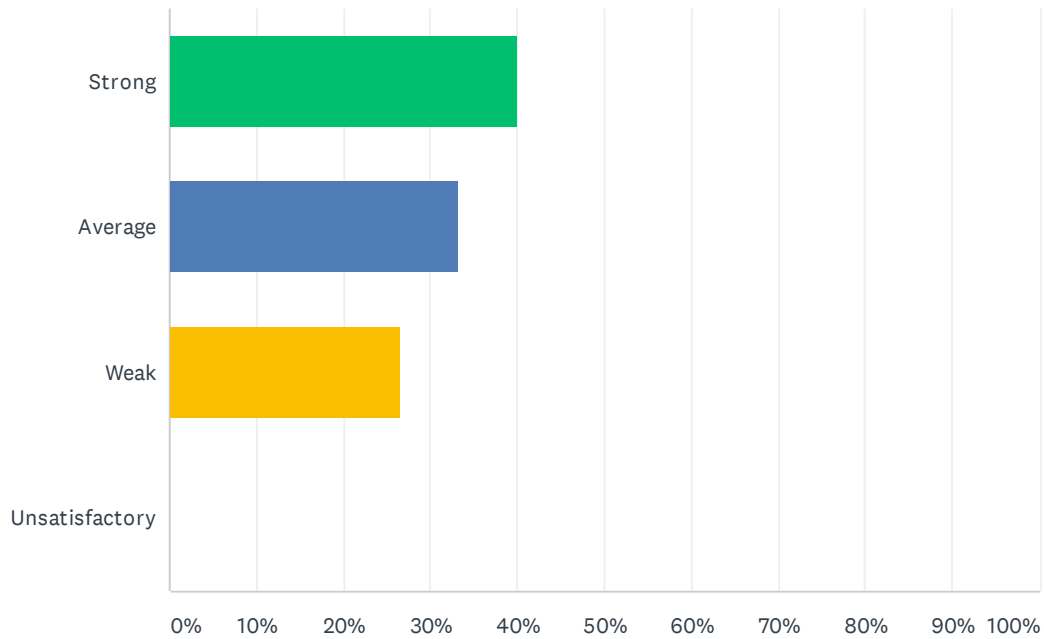
Answered: 17 Skipped: 2



ANSWER CHOICES	RESPONSES	
Morning drop off	5.88%	1
Morning recess	0.00%	0
Afternoon recess	11.76%	2
Afternoon bus duty	52.94%	9
No duty	52.94%	9
Total Respondents: 17		

Q22 The Special Education Department is assisting you with your questions, problems, and concerns.

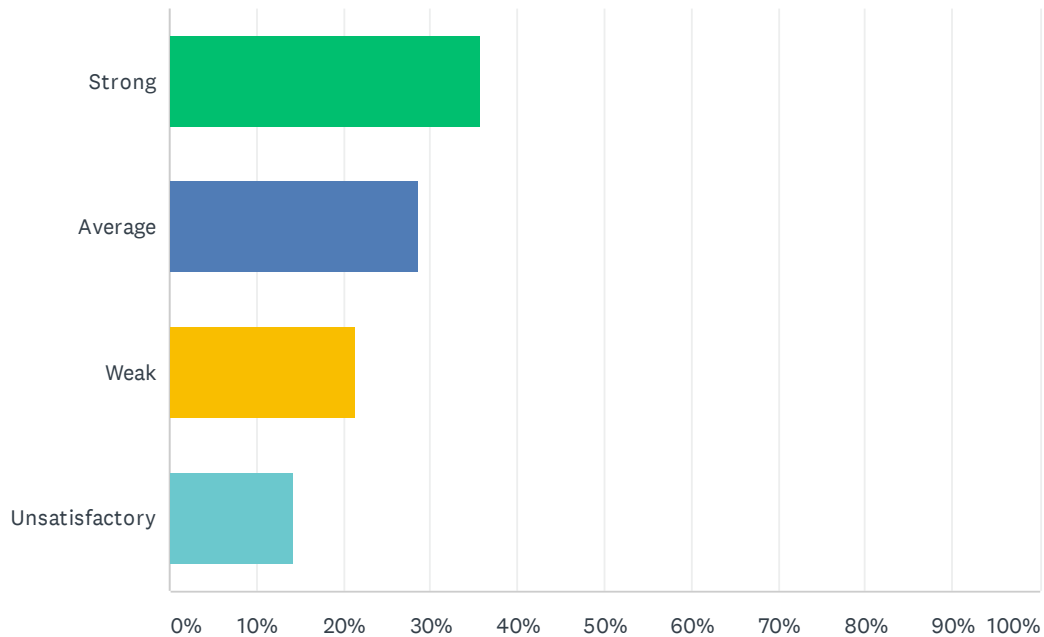
Answered: 15 Skipped: 4



ANSWER CHOICES	RESPONSES	
Strong	40.00%	6
Average	33.33%	5
Weak	26.67%	4
Unsatisfactory	0.00%	0
TOTAL		15

Q23 Special Education class size is balanced within each program to ensure student safety and individualized instruction.

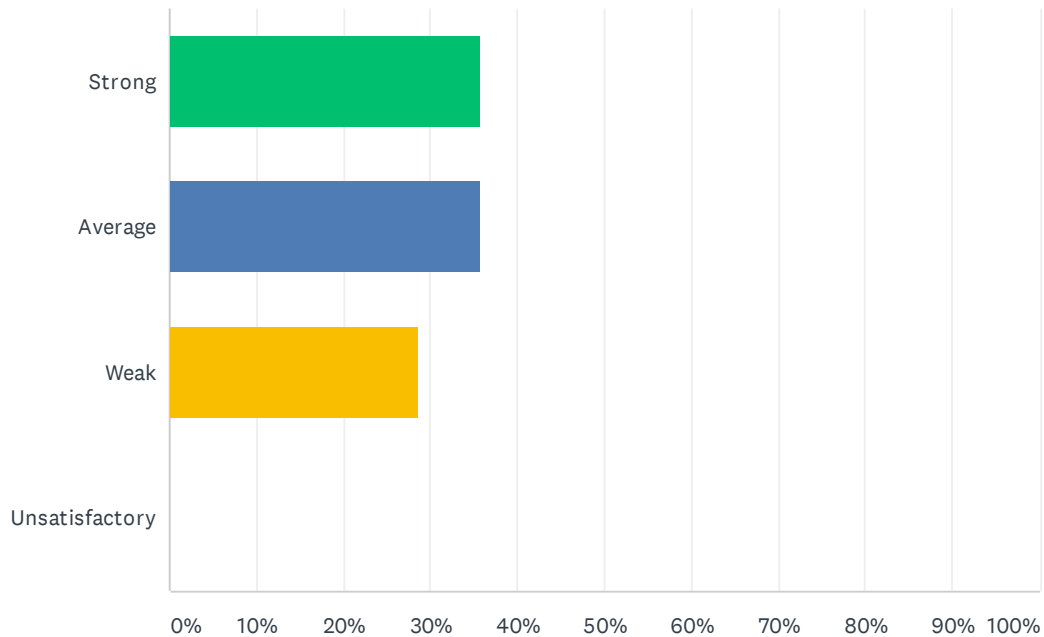
Answered: 14 Skipped: 5



ANSWER CHOICES	RESPONSES	
Strong	35.71%	5
Average	28.57%	4
Weak	21.43%	3
Unsatisfactory	14.29%	2
TOTAL		14

Q24 Special education teachers have opportunities to participate in school-based, content area staff development.

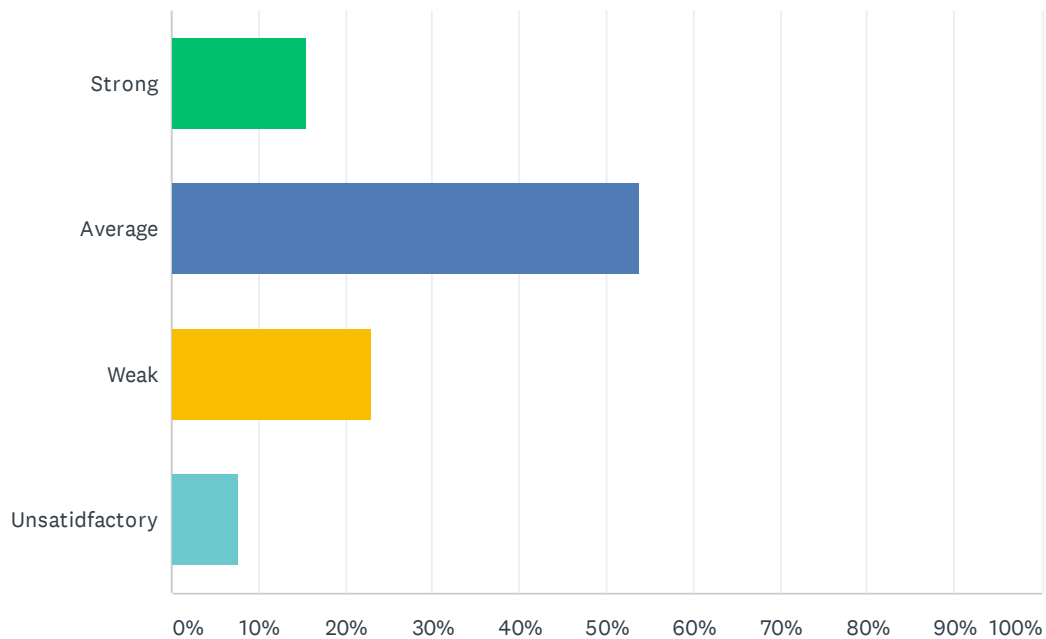
Answered: 14 Skipped: 5



ANSWER CHOICES	RESPONSES	
Strong	35.71%	5
Average	35.71%	5
Weak	28.57%	4
Unsatisfactory	0.00%	0
TOTAL		14

Q25 Special education teachers have needed access to ALL instructional resources provided to the general education teachers.

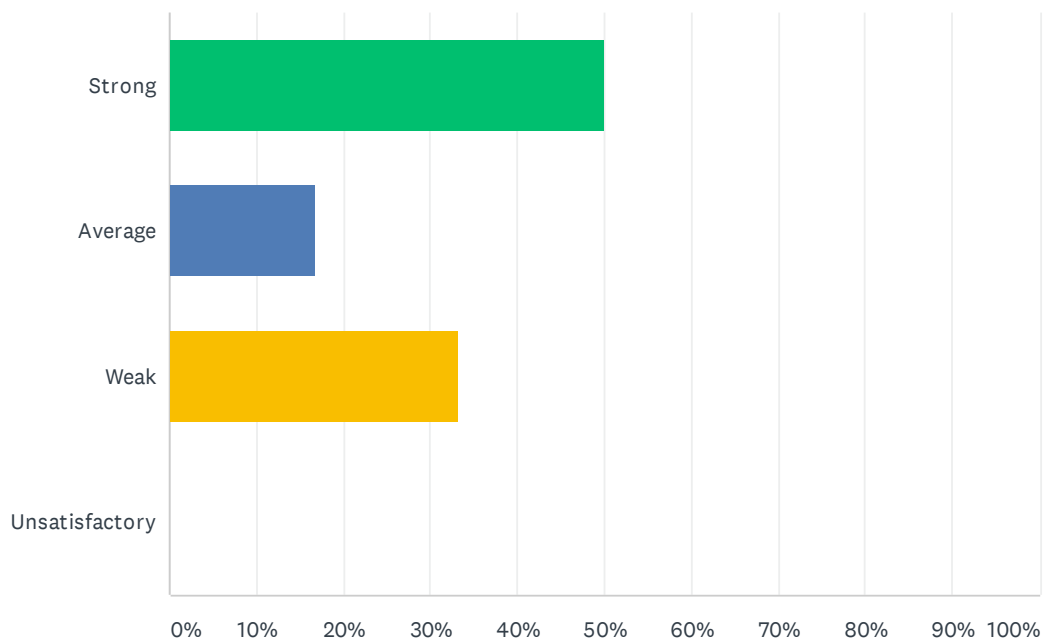
Answered: 13 Skipped: 6



ANSWER CHOICES	RESPONSES	
Strong	15.38%	2
Average	53.85%	7
Weak	23.08%	3
Unsatisfactory	7.69%	1
TOTAL		13

Q26 Special education teachers are adequately trained in the administration of state assessments and District IEP's.

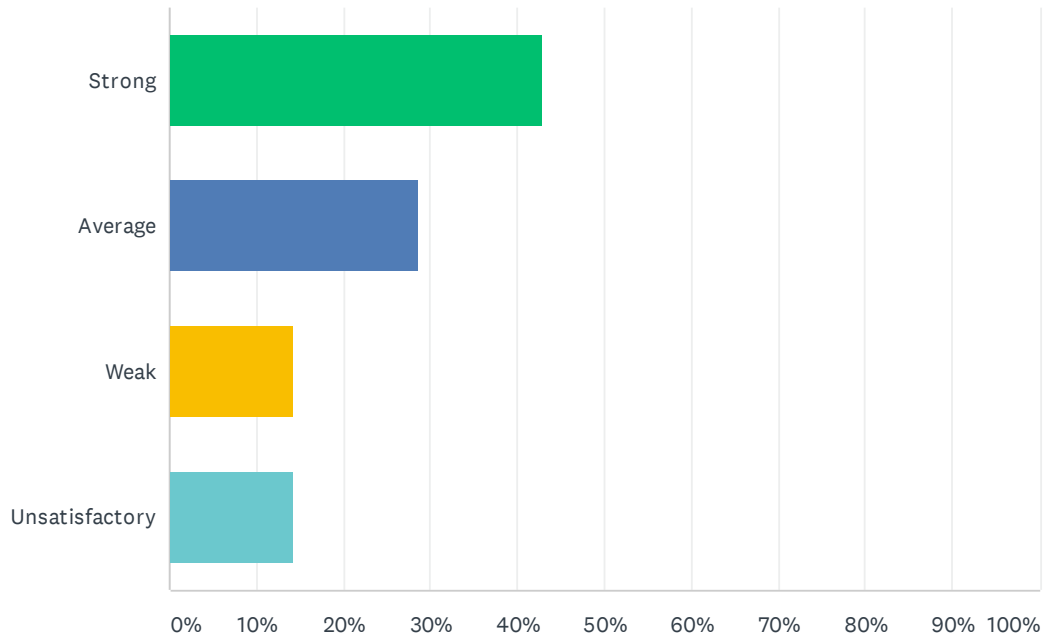
Answered: 12 Skipped: 7



ANSWER CHOICES	RESPONSES	
Strong	50.00%	6
Average	16.67%	2
Weak	33.33%	4
Unsatisfactory	0.00%	0
TOTAL		12

Q27 The site principal is accessible to discuss special education issues.

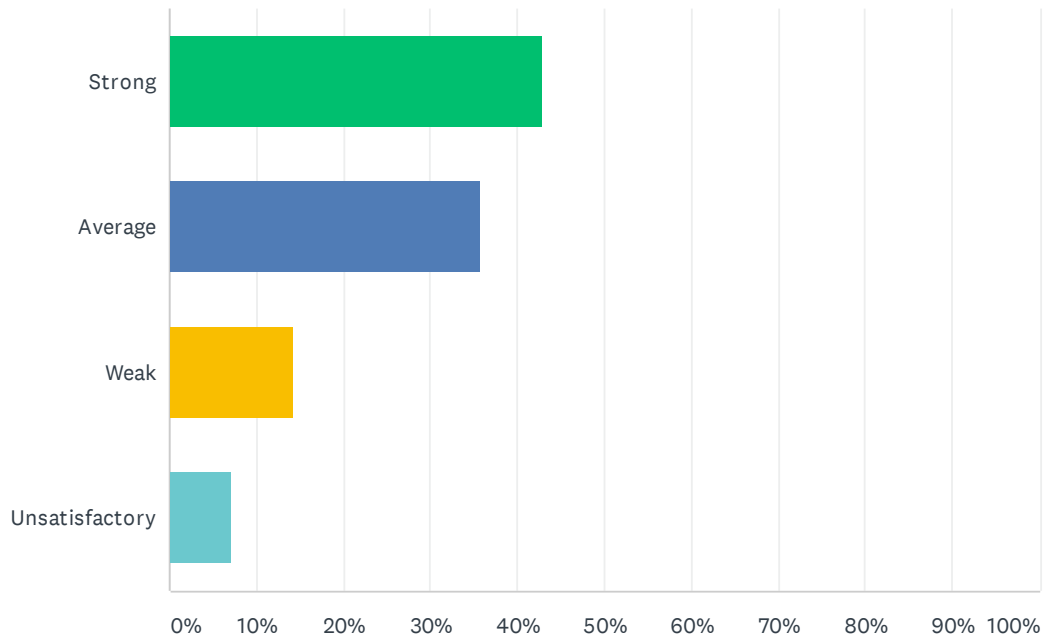
Answered: 14 Skipped: 5



ANSWER CHOICES	RESPONSES	
Strong	42.86%	6
Average	28.57%	4
Weak	14.29%	2
Unsatisfactory	14.29%	2
TOTAL		14

Q28 The site principal promotes equal opportunities for all students to learn.

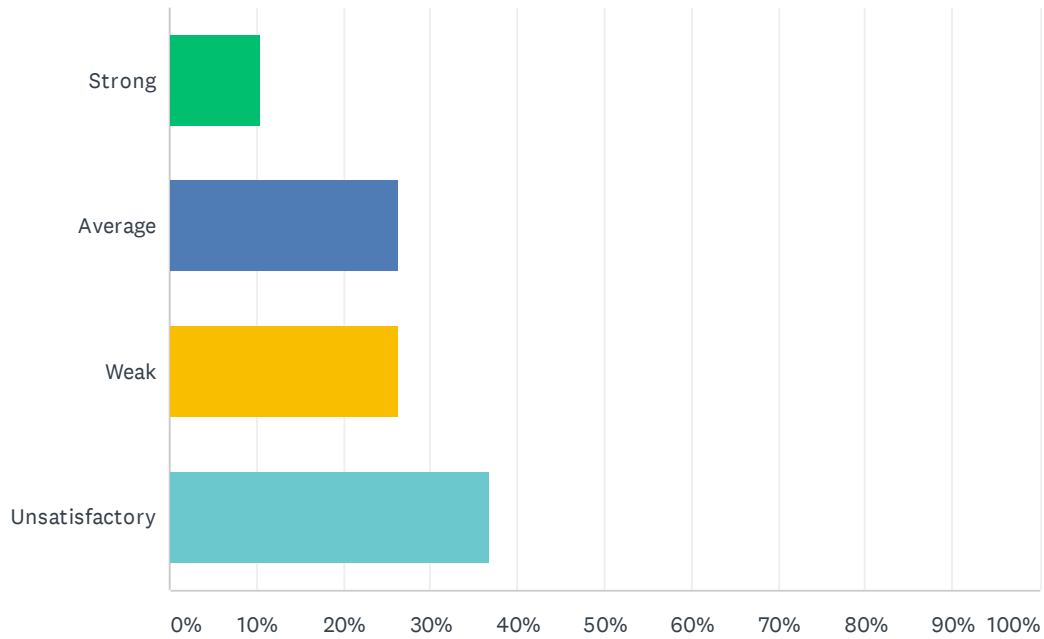
Answered: 14 Skipped: 5



ANSWER CHOICES	RESPONSES	
Strong	42.86%	6
Average	35.71%	5
Weak	14.29%	2
Unsatisfactory	7.14%	1
TOTAL		14

Q29 PBIS is used effectively and is improving behavior.

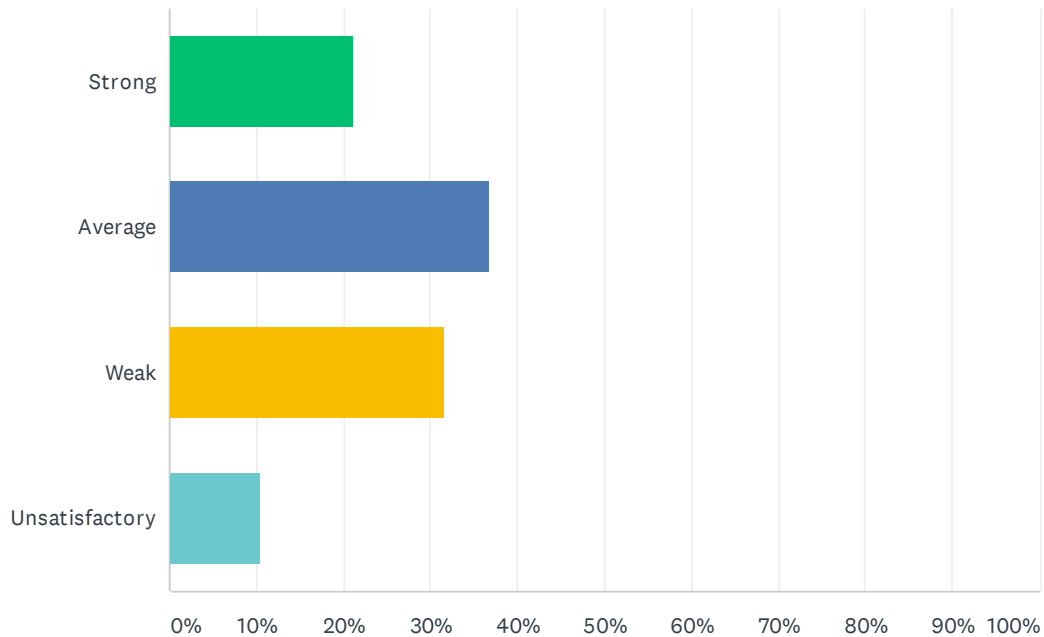
Answered: 19 Skipped: 0



ANSWER CHOICES	RESPONSES	
Strong	10.53%	2
Average	26.32%	5
Weak	26.32%	5
Unsatisfactory	36.84%	7
TOTAL		19

Q30 PBIS and Behavior Intervention Specialists are creating a safer environment at my site.

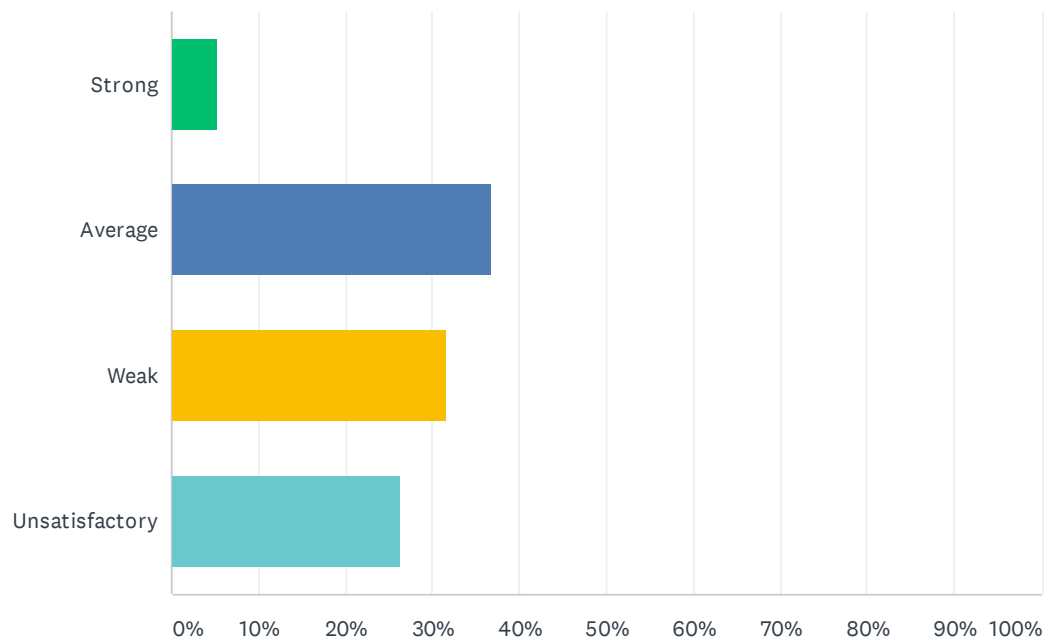
Answered: 19 Skipped: 0



ANSWER CHOICES	RESPONSES	
Strong	21.05%	4
Average	36.84%	7
Weak	31.58%	6
Unsatisfactory	10.53%	2
TOTAL		19

Q31 Staff and students feel safe at my site.

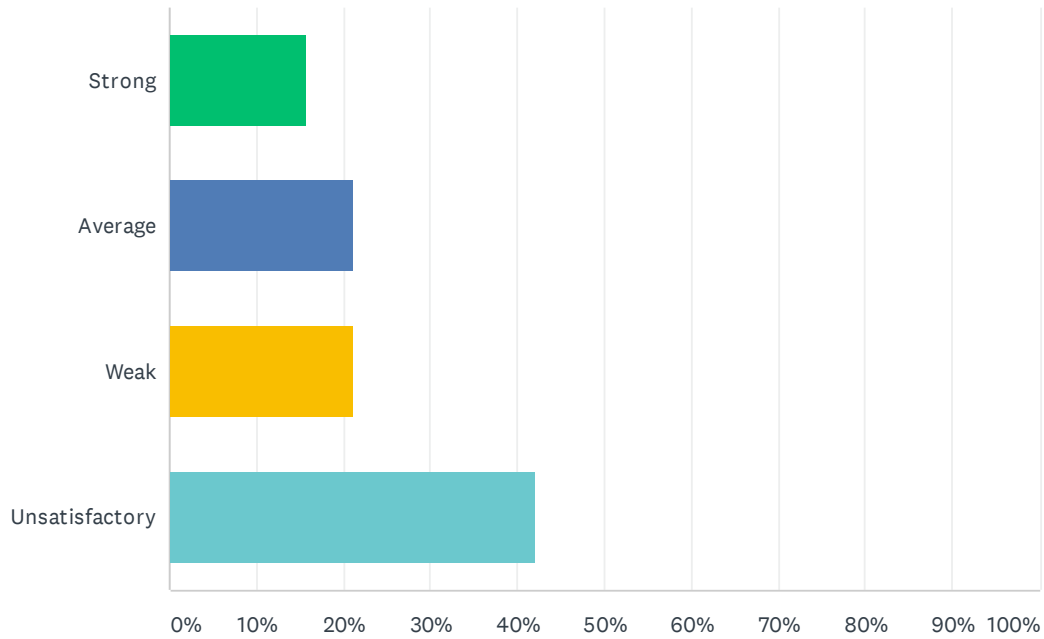
Answered: 19 Skipped: 0



ANSWER CHOICES	RESPONSES	
Strong	5.26%	1
Average	36.84%	7
Weak	31.58%	6
Unsatisfactory	26.32%	5
TOTAL		19

Q32 Discipline is improving at my site and not interfering with learning.

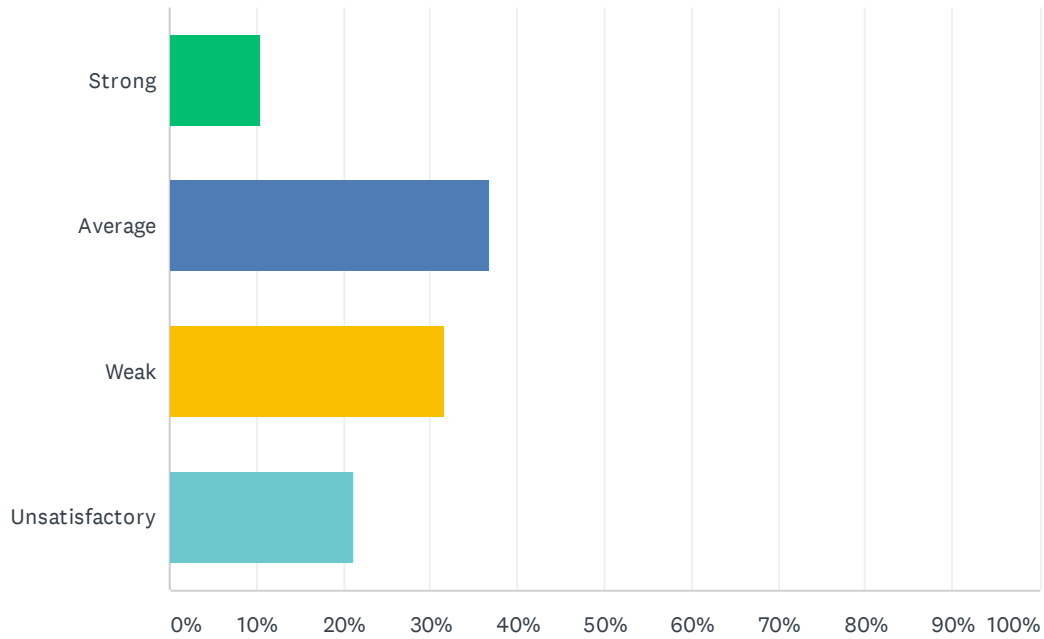
Answered: 19 Skipped: 0



ANSWER CHOICES	RESPONSES	
Strong	15.79%	3
Average	21.05%	4
Weak	21.05%	4
Unsatisfactory	42.11%	8
TOTAL		19

Q33 Positive referrals are an effective tool in improving discipline.

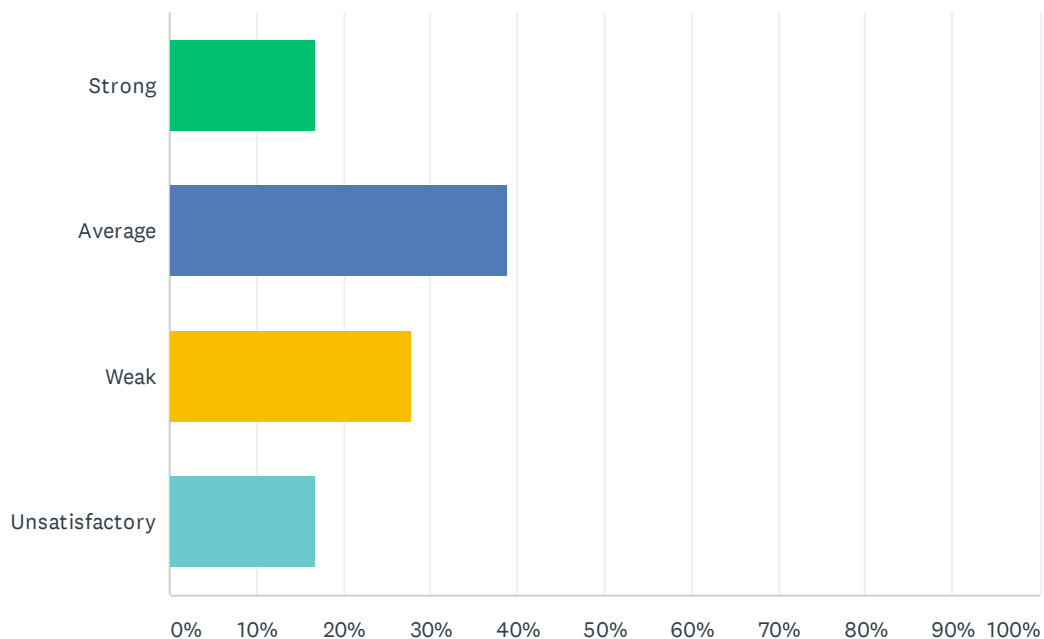
Answered: 19 Skipped: 0



ANSWER CHOICES	RESPONSES	
Strong	10.53%	2
Average	36.84%	7
Weak	31.58%	6
Unsatisfactory	21.05%	4
TOTAL		19

Q34 When ODR's (office disciplinary referral) are written the teacher's word is valued and trusted.

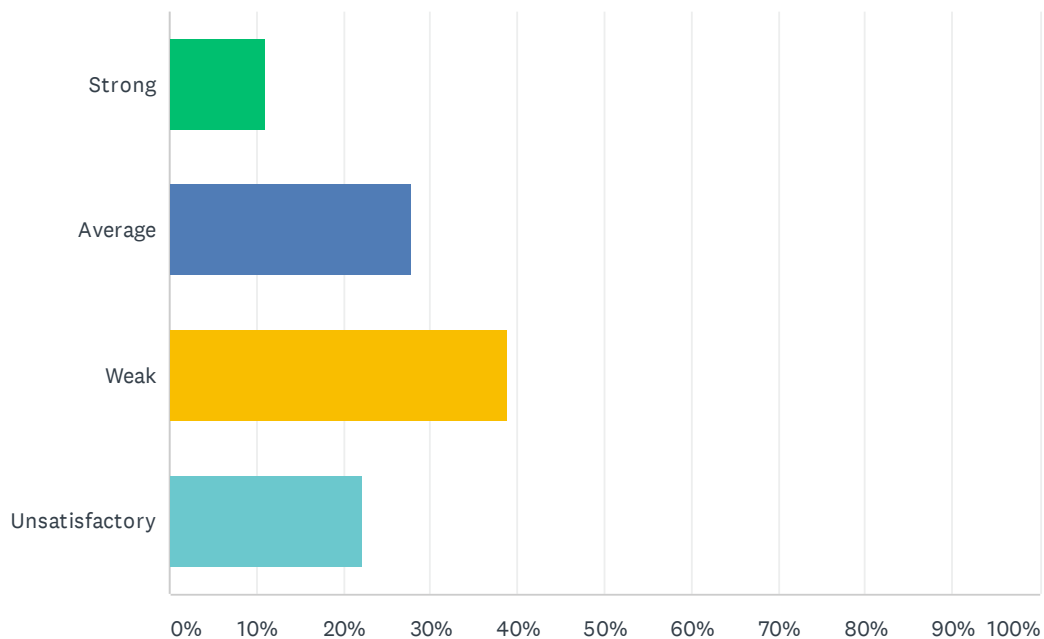
Answered: 18 Skipped: 1



ANSWER CHOICES	RESPONSES	
Strong	16.67%	3
Average	38.89%	7
Weak	27.78%	5
Unsatisfactory	16.67%	3
TOTAL		18

Q35 My site has a positive atmosphere.

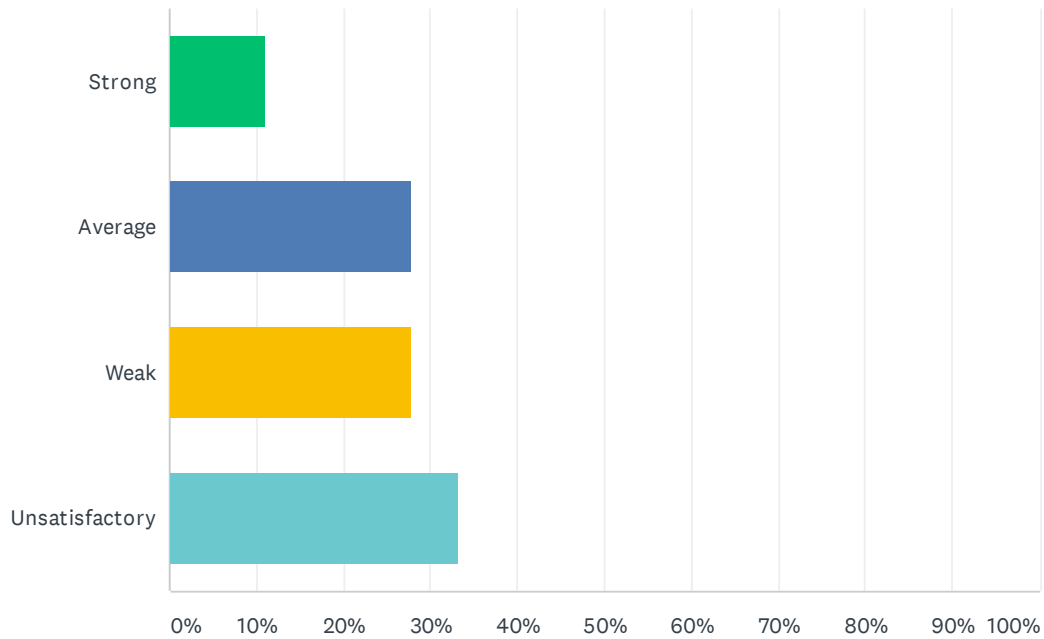
Answered: 18 Skipped: 1



ANSWER CHOICES	RESPONSES	
Strong	11.11%	2
Average	27.78%	5
Weak	38.89%	7
Unsatisfactory	22.22%	4
TOTAL		18

Q36 I would recommend my site to other employees and prospective teachers.

Answered: 18 Skipped: 1



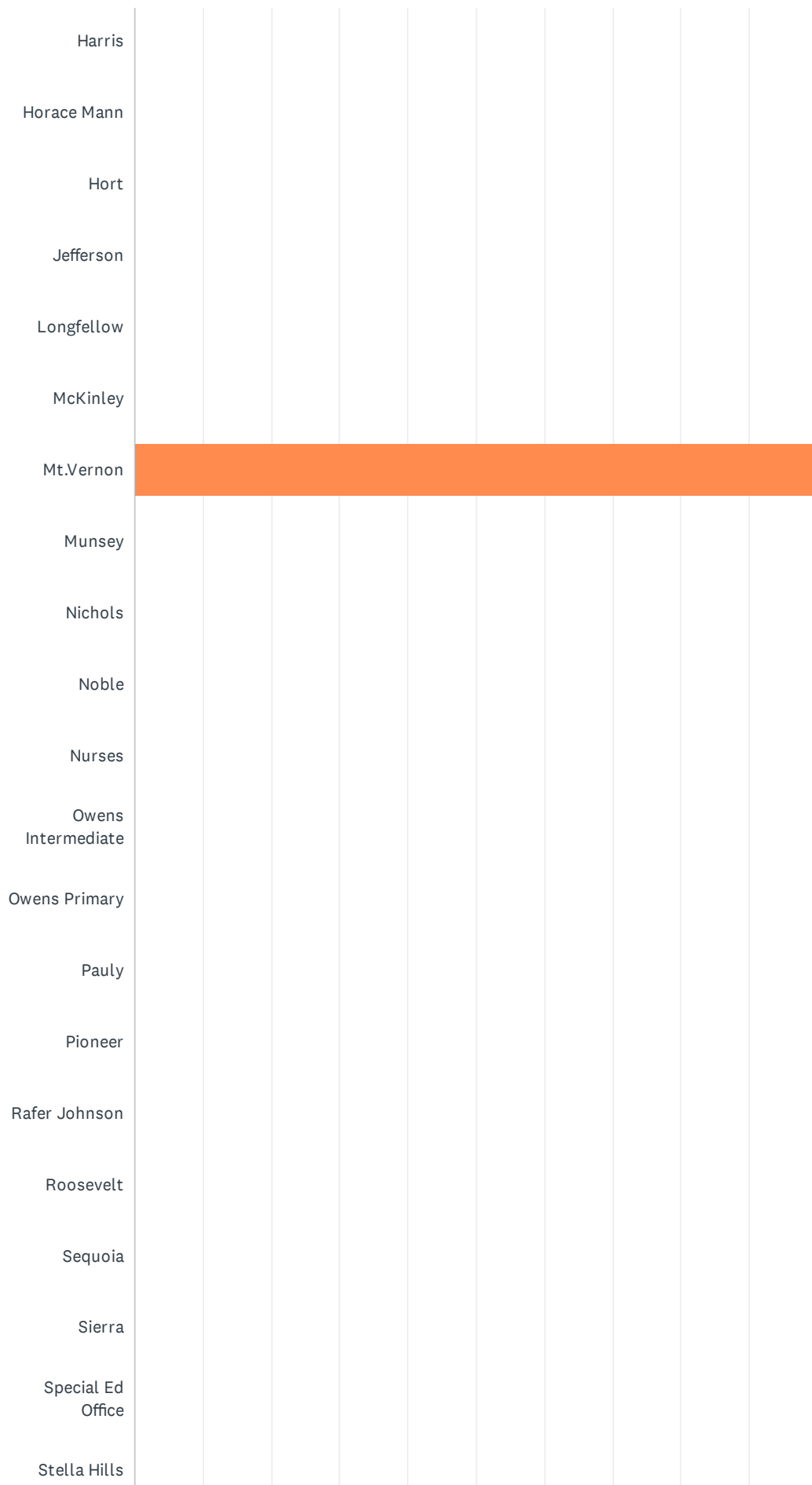
ANSWER CHOICES	RESPONSES	
Strong	11.11%	2
Average	27.78%	5
Weak	27.78%	5
Unsatisfactory	33.33%	6
TOTAL		18

Q1 School Site (If you work at multiple sites choose your home site OR complete a survey for each site at which you spend significant time.)

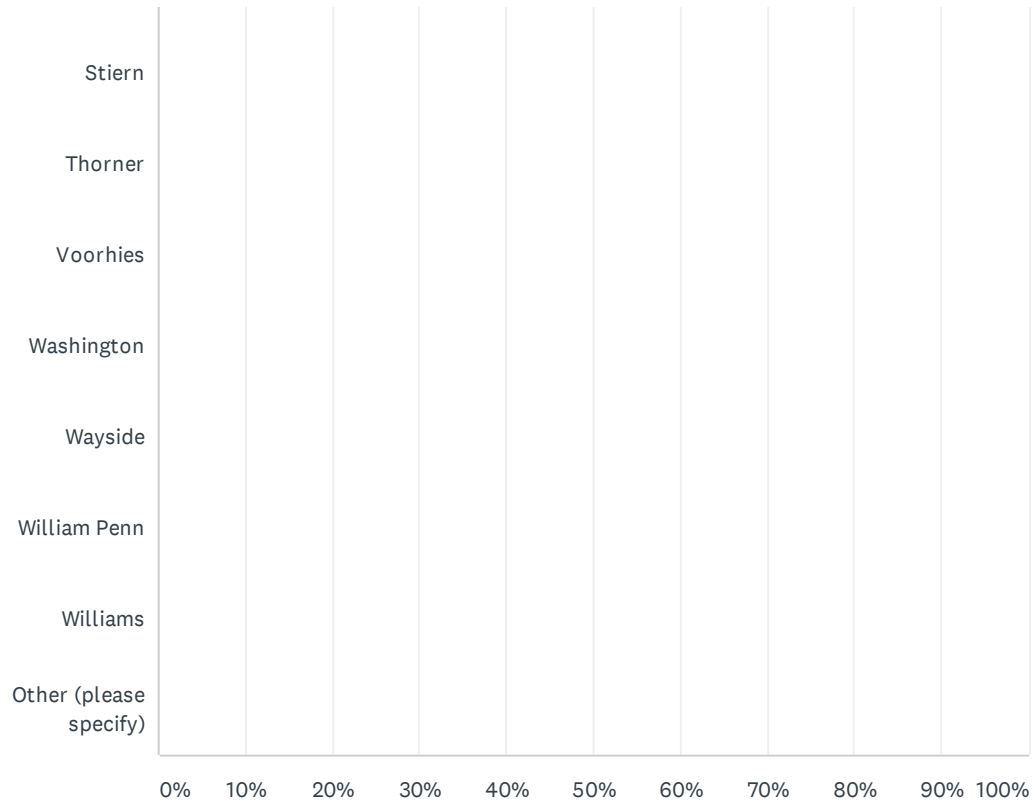
Answered: 22 Skipped: 0

Casa Loma											
Cato											
Chavez											
Chipman											
College Hts											
Compton											
Curran											
Downtown											
Ed Center											
Eissler											
Emerson											
Evergreen											
Fletcher											
Frank West											
Franklin											
Fremont											
Garza											
Harding											

2019-2020 BETA Administration/Site Climate Survey



2019-2020 BETA Administration/Site Climate Survey



2019-2020 BETA Administration/Site Climate Survey

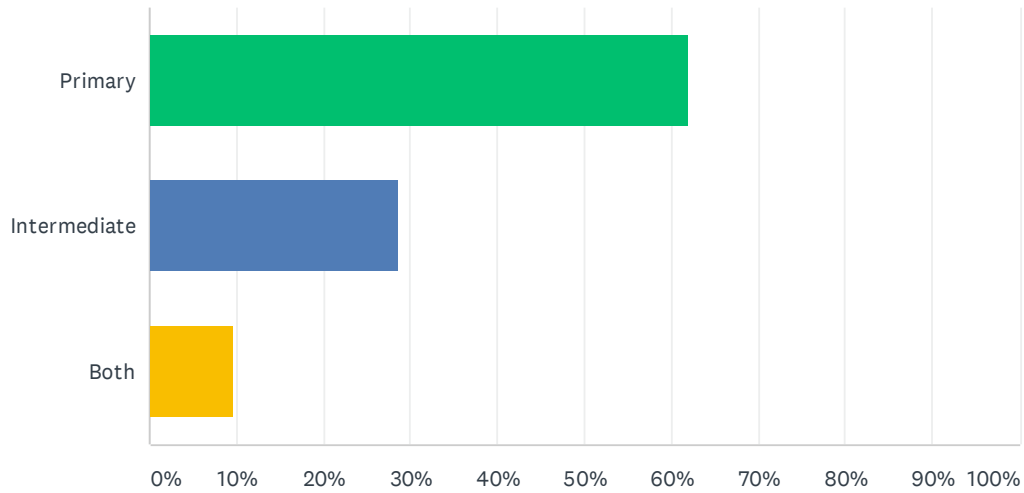
ANSWER CHOICES	RESPONSES	
Casa Loma	0.00%	0
Cato	0.00%	0
Chavez	0.00%	0
Chipman	0.00%	0
College Hts	0.00%	0
Compton	0.00%	0
Curran	0.00%	0
Downtown	0.00%	0
Ed Center	0.00%	0
Eissler	0.00%	0
Emerson	0.00%	0
Evergreen	0.00%	0
Fletcher	0.00%	0
Frank West	0.00%	0
Franklin	0.00%	0
Fremont	0.00%	0
Garza	0.00%	0
Harding	0.00%	0
Harris	0.00%	0
Horace Mann	0.00%	0
Hort	0.00%	0
Jefferson	0.00%	0
Longfellow	0.00%	0
McKinley	0.00%	0
Mt.Vernon	100.00%	22
Munsey	0.00%	0
Nichols	0.00%	0
Noble	0.00%	0
Nurses	0.00%	0
Owens Intermediate	0.00%	0
Owens Primary	0.00%	0
Pauly	0.00%	0

2019-2020 BETA Administration/Site Climate Survey

Pioneer	0.00%	0
Rafer Johnson	0.00%	0
Roosevelt	0.00%	0
Sequoia	0.00%	0
Sierra	0.00%	0
Special Ed Office	0.00%	0
Stella Hills	0.00%	0
Stiern	0.00%	0
Thorner	0.00%	0
Voorhies	0.00%	0
Washington	0.00%	0
Wayside	0.00%	0
William Penn	0.00%	0
Williams	0.00%	0
Other (please specify)	0.00%	0
Total Respondents: 22		

Q2 Instructional Grade Level or Support Services

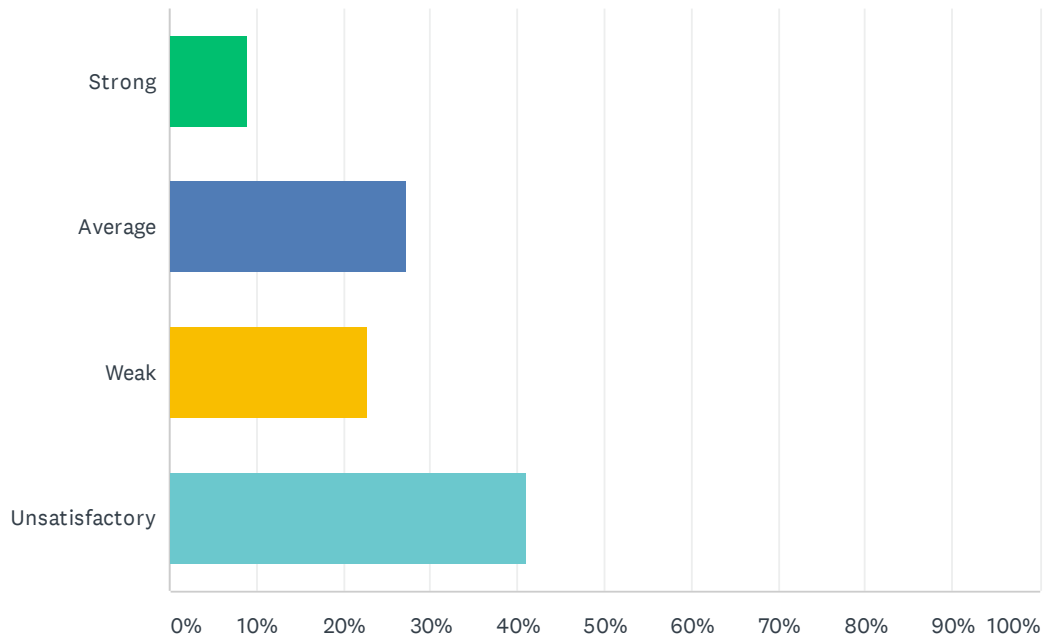
Answered: 21 Skipped: 1



ANSWER CHOICES	RESPONSES	
Primary	61.90%	13
Intermediate	28.57%	6
Both	9.52%	2
TOTAL		21

Q3 Site administration is sensitive to the needs of students, staff, and community.

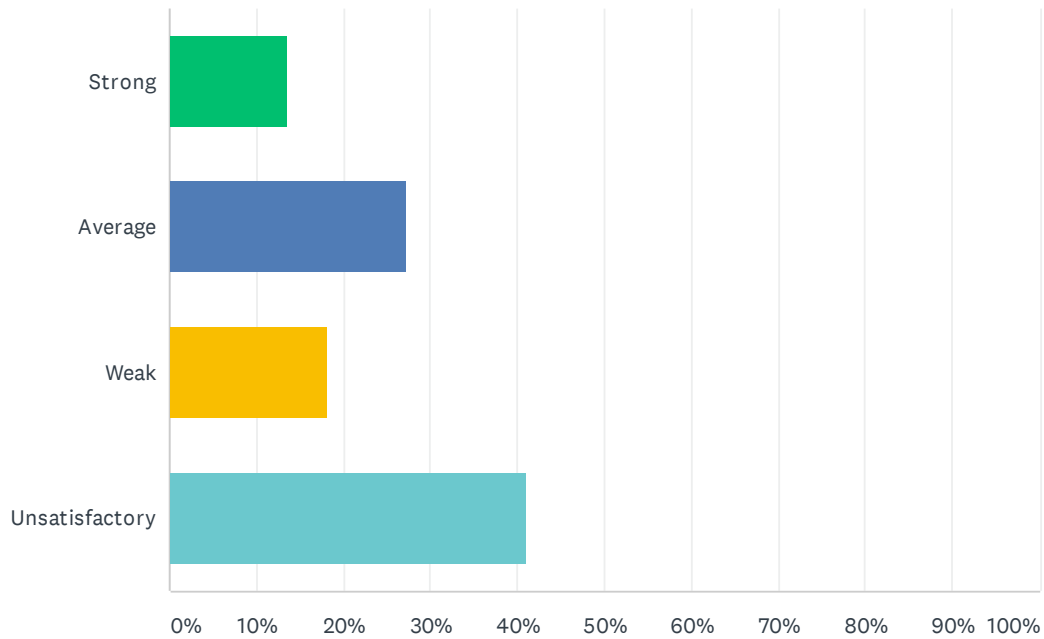
Answered: 22 Skipped: 0



ANSWER CHOICES	RESPONSES	
Strong	9.09%	2
Average	27.27%	6
Weak	22.73%	5
Unsatisfactory	40.91%	9
TOTAL		22

Q4 Site administration treats staff with respect; you feel like a valued member of a team

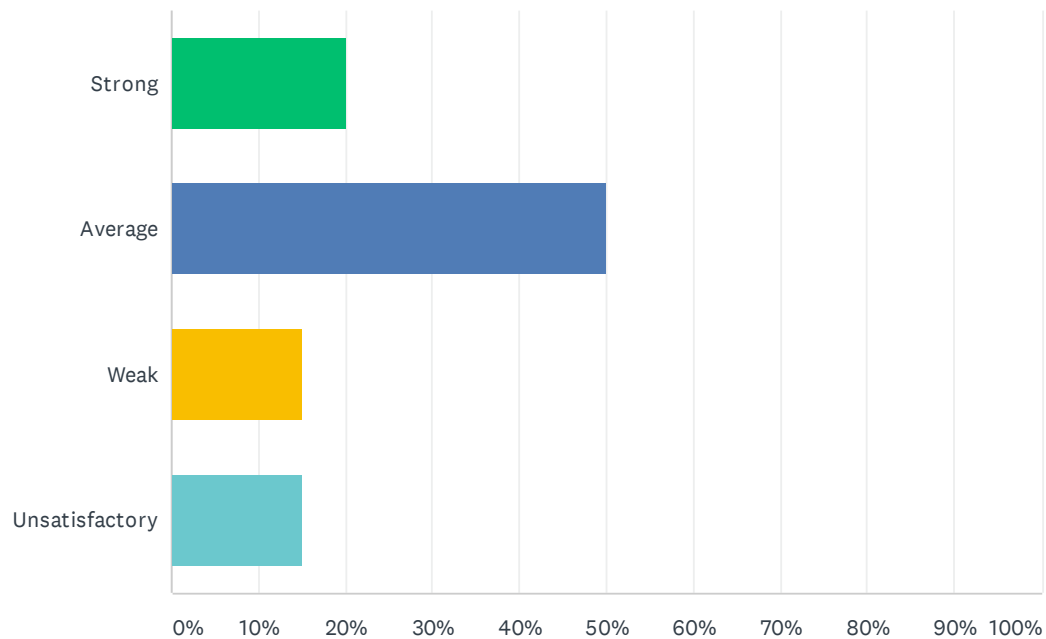
Answered: 22 Skipped: 0



ANSWER CHOICES	RESPONSES	
Strong	13.64%	3
Average	27.27%	6
Weak	18.18%	4
Unsatisfactory	40.91%	9
TOTAL		22

Q5 Site administration conducts classroom visits (walk-through) in least the disruptive manner and leaves timely feedback (within 24 hours).

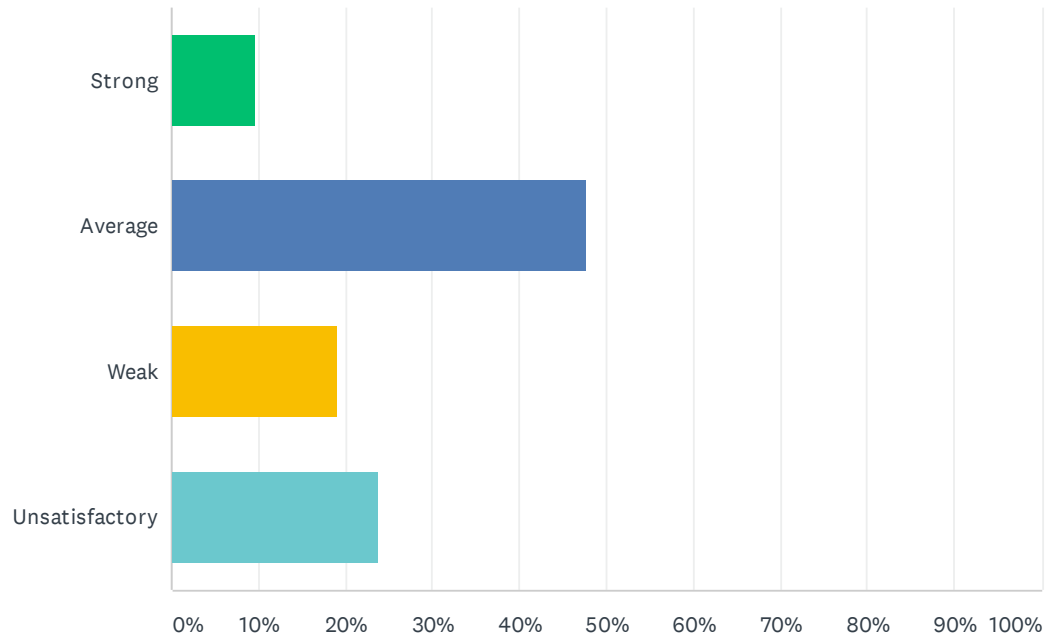
Answered: 20 Skipped: 2



ANSWER CHOICES	RESPONSES	
Strong	20.00%	4
Average	50.00%	10
Weak	15.00%	3
Unsatisfactory	15.00%	3
TOTAL		20

Q6 Site administration follows the contract and respects personal rights.

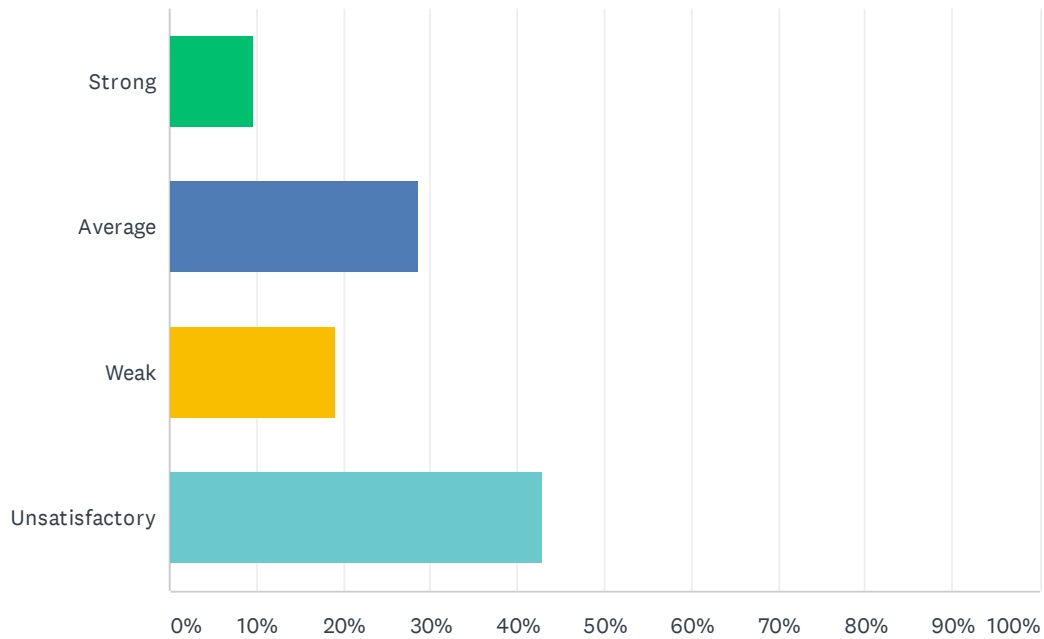
Answered: 21 Skipped: 1



ANSWER CHOICES	RESPONSES	
Strong	9.52%	2
Average	47.62%	10
Weak	19.05%	4
Unsatisfactory	23.81%	5
TOTAL		21

Q7 Administration utilizes staff according to their job description (ie. Coaches, APL's, Specialists & Staff).

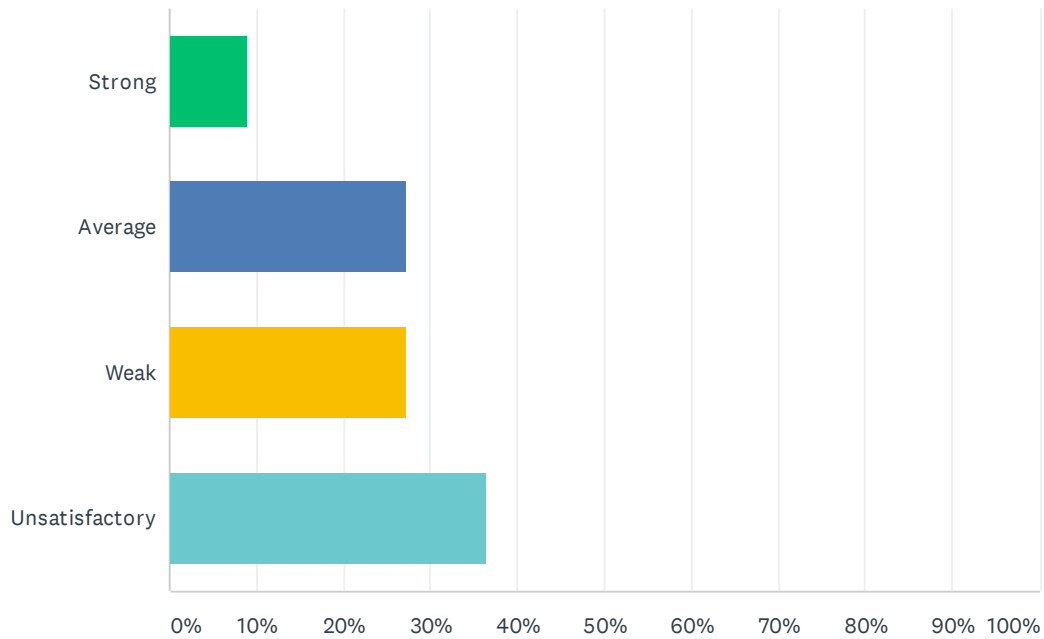
Answered: 21 Skipped: 1



ANSWER CHOICES	RESPONSES	
Strong	9.52%	2
Average	28.57%	6
Weak	19.05%	4
Unsatisfactory	42.86%	9
TOTAL		21

Q8 Administration maintains open communication with staff, parents, and students.

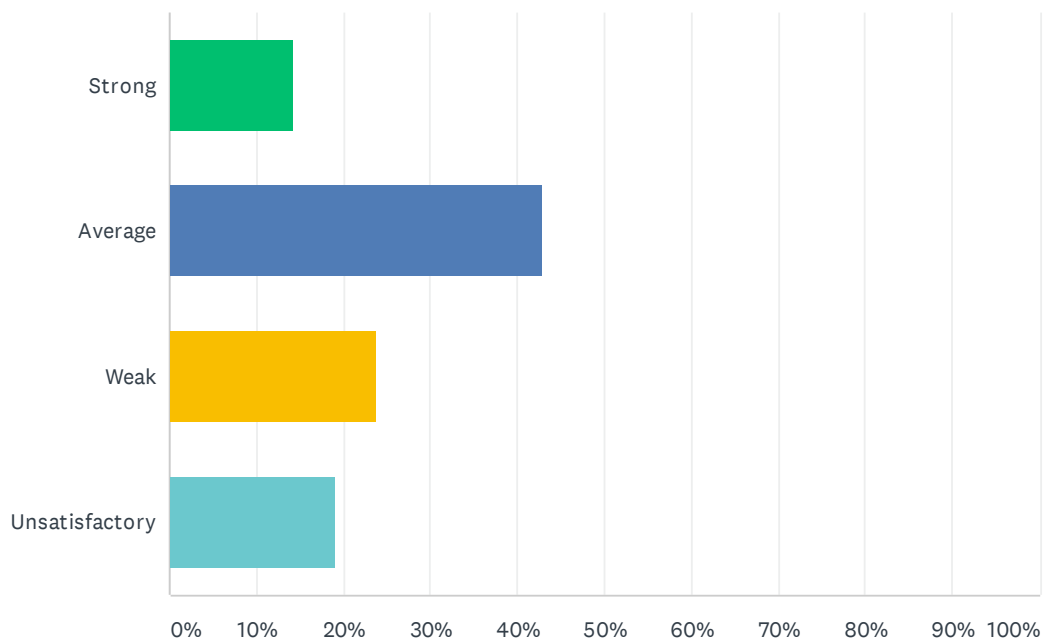
Answered: 22 Skipped: 0



ANSWER CHOICES	RESPONSES	
Strong	9.09%	2
Average	27.27%	6
Weak	27.27%	6
Unsatisfactory	36.36%	8
TOTAL		22

Q9 Administration supports staff against attacks and criticism from parents.

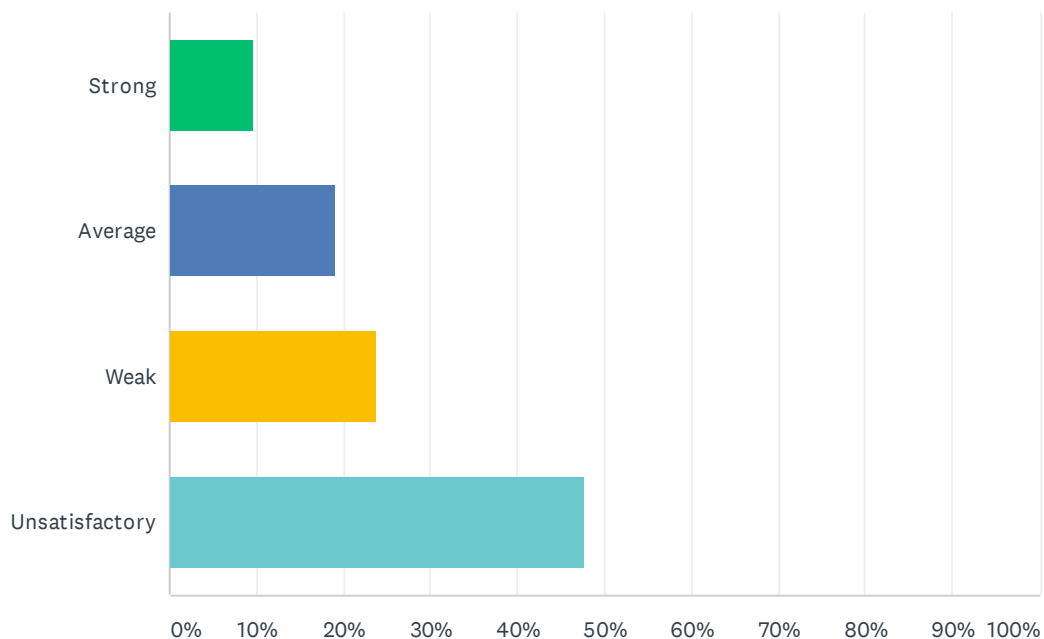
Answered: 21 Skipped: 1



ANSWER CHOICES	RESPONSES	
Strong	14.29%	3
Average	42.86%	9
Weak	23.81%	5
Unsatisfactory	19.05%	4
TOTAL		21

Q10 Site administration treats all teachers equally; there is no preferential treatment.

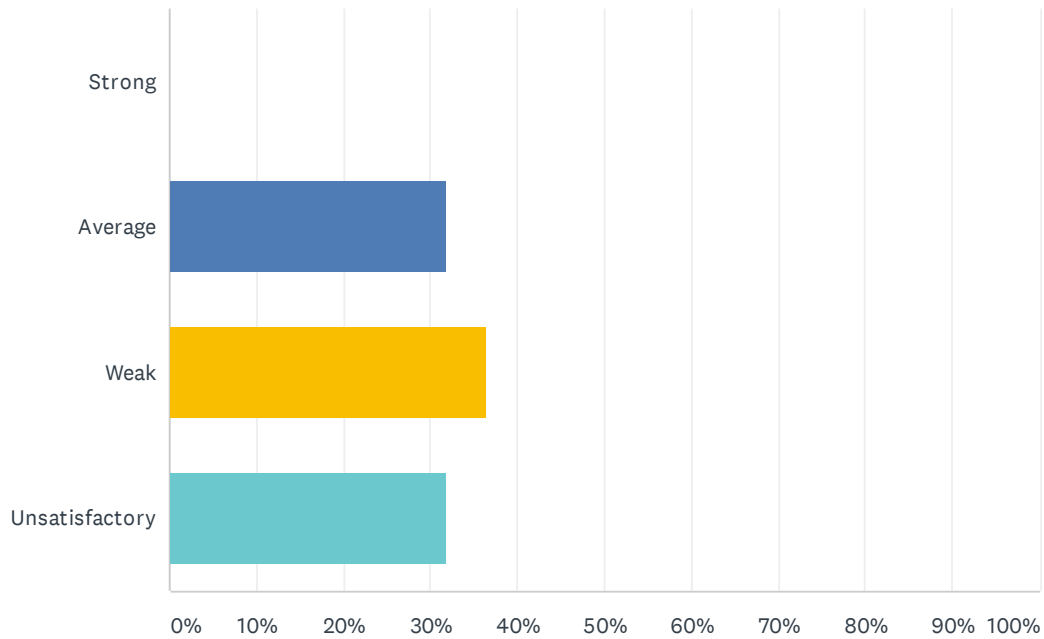
Answered: 21 Skipped: 1



ANSWER CHOICES	RESPONSES	
Strong	9.52%	2
Average	19.05%	4
Weak	23.81%	5
Unsatisfactory	47.62%	10
TOTAL		21

Q11 Administration supports classroom discipline procedures and follows District discipline guidelines.

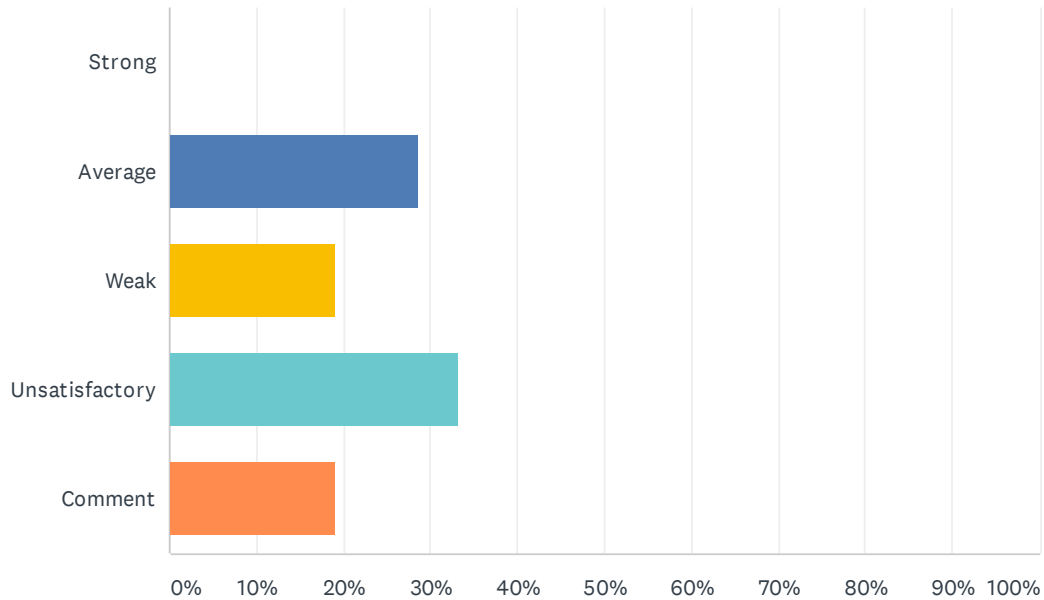
Answered: 22 Skipped: 0



ANSWER CHOICES	RESPONSES	
Strong	0.00%	0
Average	31.82%	7
Weak	36.36%	8
Unsatisfactory	31.82%	7
TOTAL		22

Q12 Administration processes ODR's (Office Disciplinary Referrals) within 48 hours and supports staff when discipline moves beyond classroom managed behaviors.

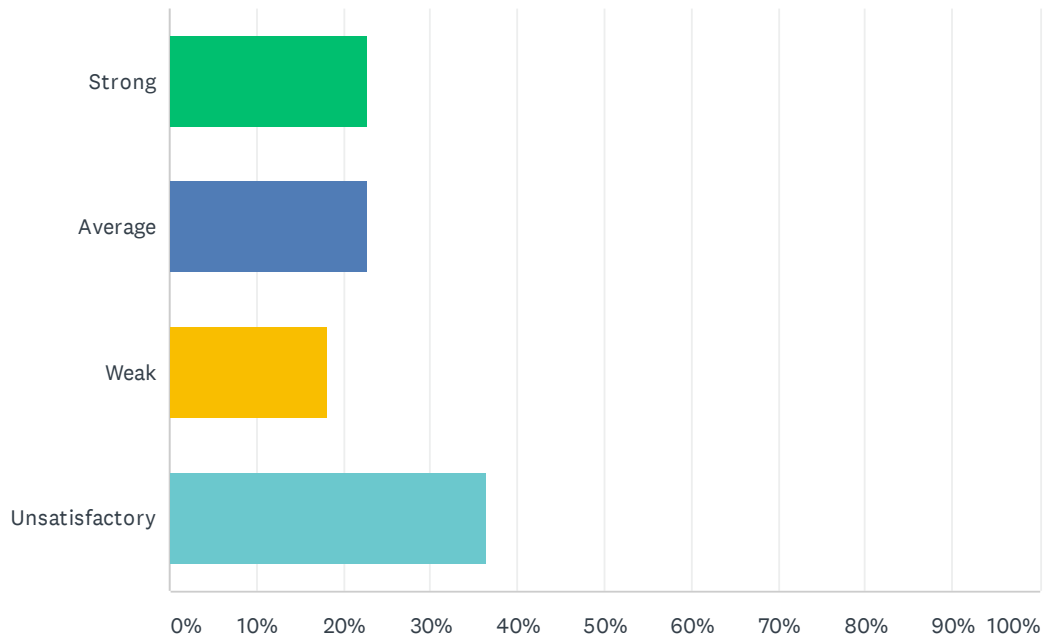
Answered: 21 Skipped: 1



ANSWER CHOICES	RESPONSES	
Strong	0.00%	0
Average	28.57%	6
Weak	19.05%	4
Unsatisfactory	33.33%	7
Comment	19.05%	4
TOTAL		21

Q13 Administration treats teachers as professionals; the teacher's word is not disregarded in favor of the student's.

Answered: 22 Skipped: 0



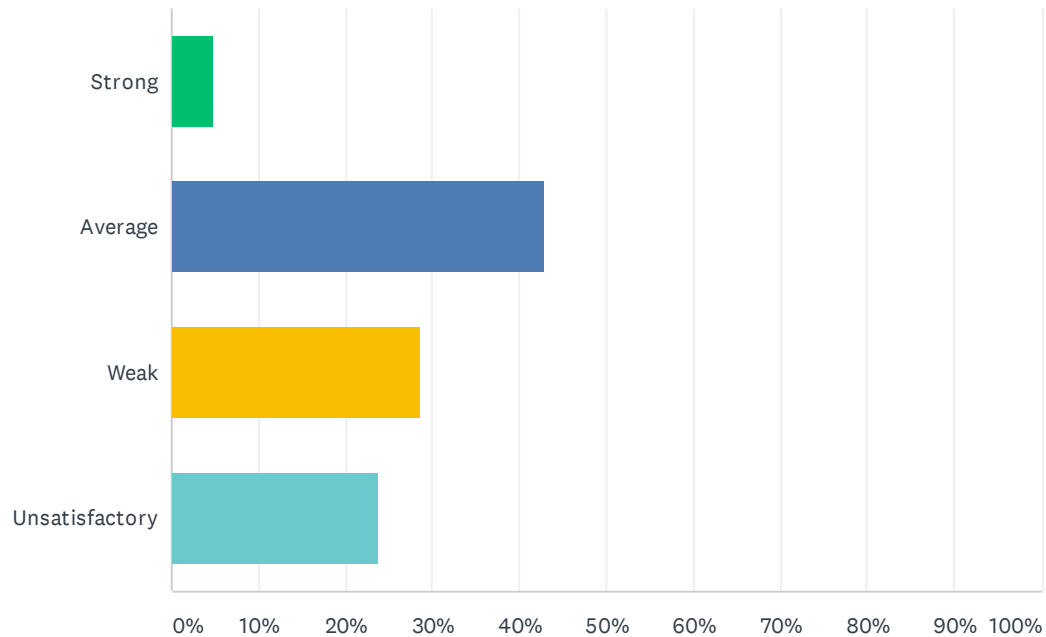
ANSWER CHOICES	RESPONSES	
Strong	22.73%	5
Average	22.73%	5
Weak	18.18%	4
Unsatisfactory	36.36%	8
TOTAL		22

Q14 How do you feel that your administration positively/negatively impacts working conditions at your site?

Answered: 14 Skipped: 8

Q15 Site staff is involved in setting school policies and budgetary priorities.

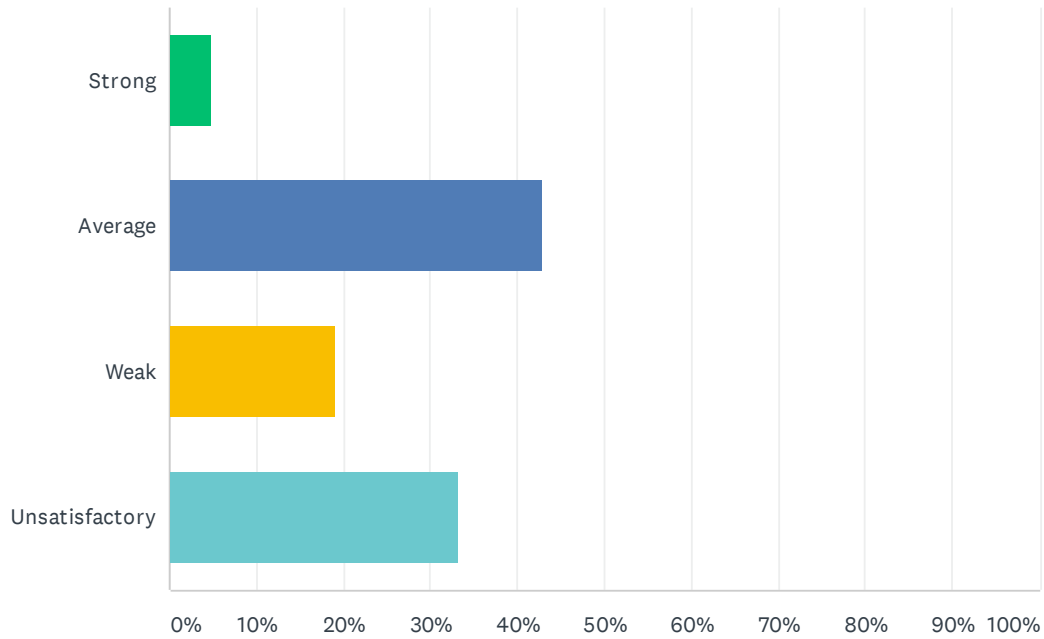
Answered: 21 Skipped: 1



ANSWER CHOICES	RESPONSES	
Strong	4.76%	1
Average	42.86%	9
Weak	28.57%	6
Unsatisfactory	23.81%	5
TOTAL		21

Q16 Site meetings are productive and not excessive.

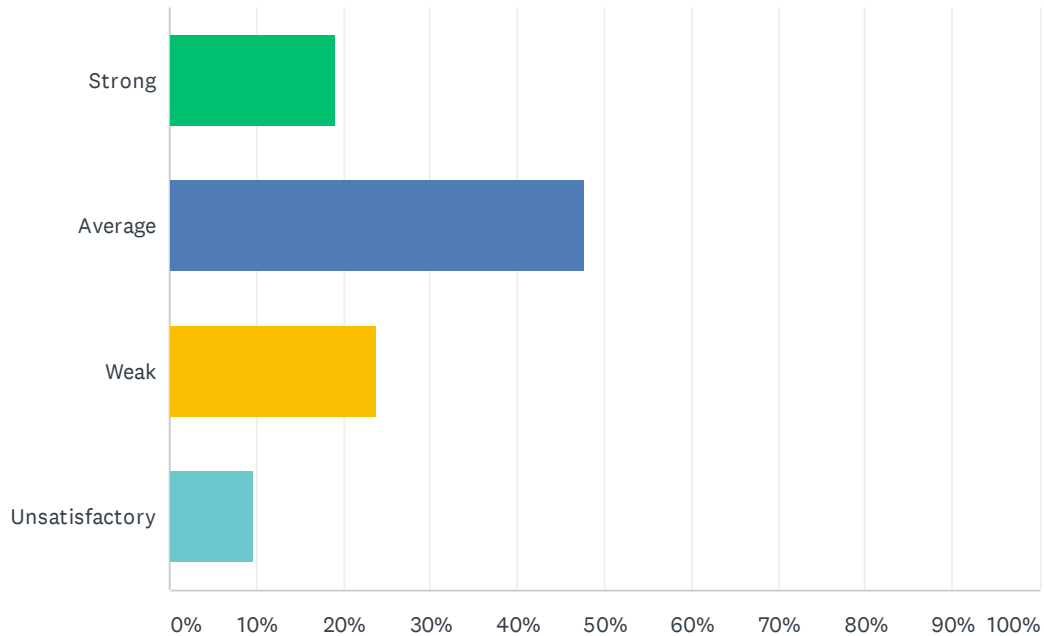
Answered: 21 Skipped: 1



ANSWER CHOICES	RESPONSES	
Strong	4.76%	1
Average	42.86%	9
Weak	19.05%	4
Unsatisfactory	33.33%	7
TOTAL		21

Q17 Bank days are used for PLC activities; Site administration uses two Bank Days a month and staff gets uninterrupted planning/preparation time twice a month during Bank Days.

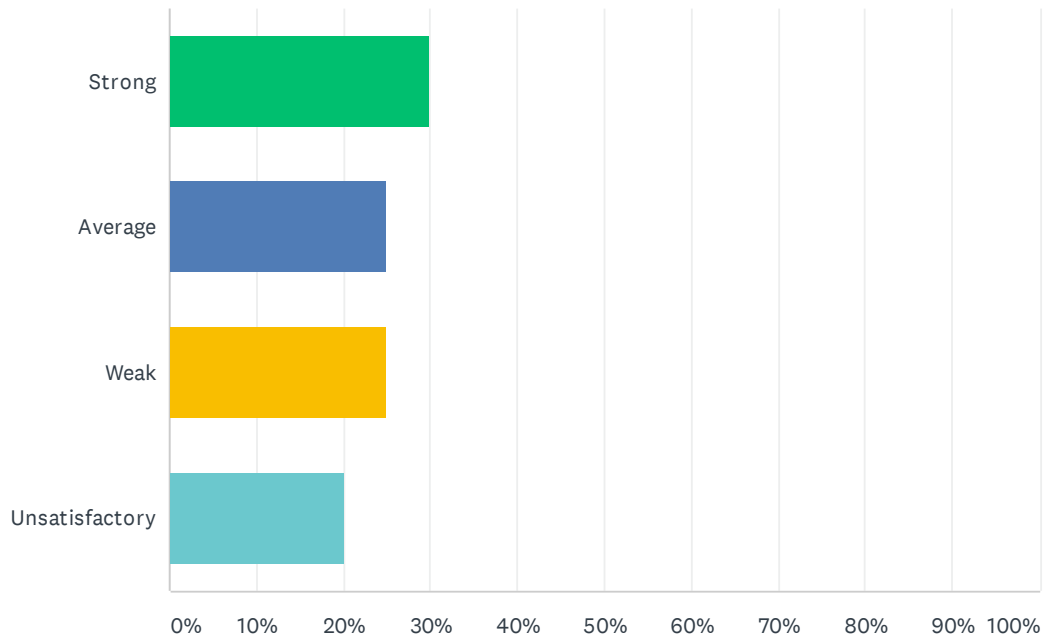
Answered: 21 Skipped: 1



ANSWER CHOICES	RESPONSES	
Strong	19.05%	4
Average	47.62%	10
Weak	23.81%	5
Unsatisfactory	9.52%	2
TOTAL		21

Q18 My site receives daily consecutive uninterrupted planning/preparation time. (30 minutes / 40 minutes)

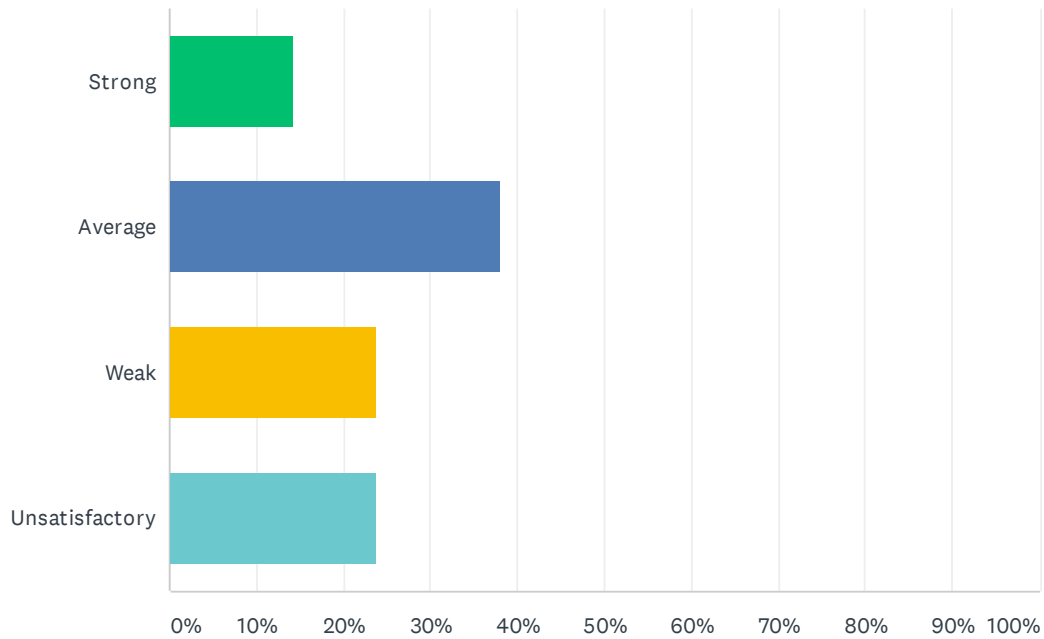
Answered: 20 Skipped: 2



ANSWER CHOICES	RESPONSES	
Strong	30.00%	6
Average	25.00%	5
Weak	25.00%	5
Unsatisfactory	20.00%	4
TOTAL		20

Q19 Staff is given time to input district required data (ie. Benchmarks, Dibels, CFAs, Report Card, and etc).

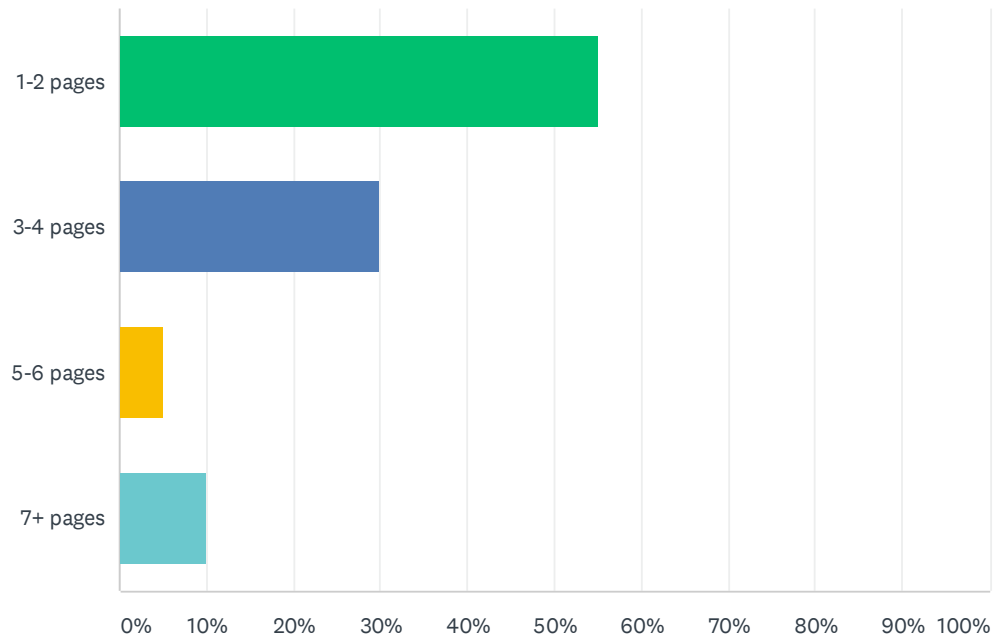
Answered: 21 Skipped: 1



ANSWER CHOICES	RESPONSES	
Strong	14.29%	3
Average	38.10%	8
Weak	23.81%	5
Unsatisfactory	23.81%	5
TOTAL		21

Q20 Teachers are required to submit complete, but not excessively lengthy lesson plans.

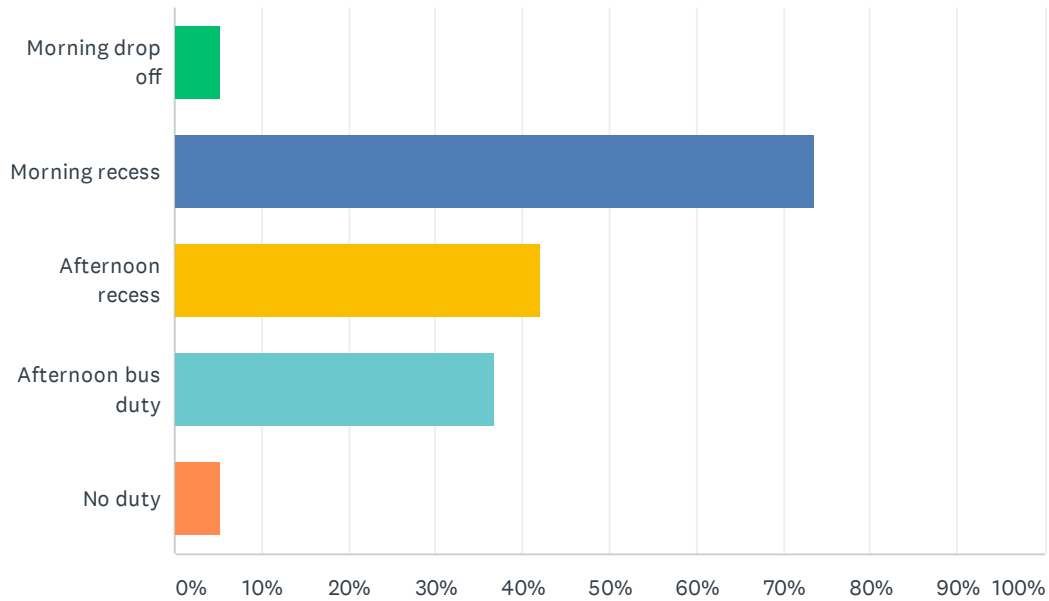
Answered: 20 Skipped: 2



ANSWER CHOICES	RESPONSES	
1-2 pages	55.00%	11
3-4 pages	30.00%	6
5-6 pages	5.00%	1
7+ pages	10.00%	2
TOTAL		20

Q21 Staff has recess and/or bus duty.

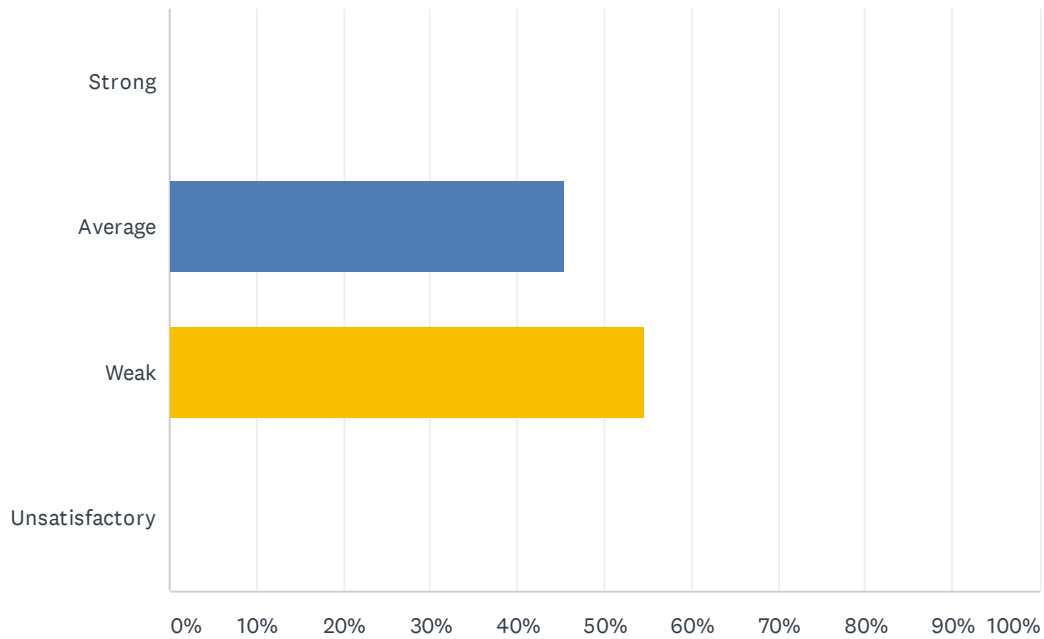
Answered: 19 Skipped: 3



ANSWER CHOICES	RESPONSES	
Morning drop off	5.26%	1
Morning recess	73.68%	14
Afternoon recess	42.11%	8
Afternoon bus duty	36.84%	7
No duty	5.26%	1
Total Respondents: 19		

Q22 The Special Education Department is assisting you with your questions, problems, and concerns.

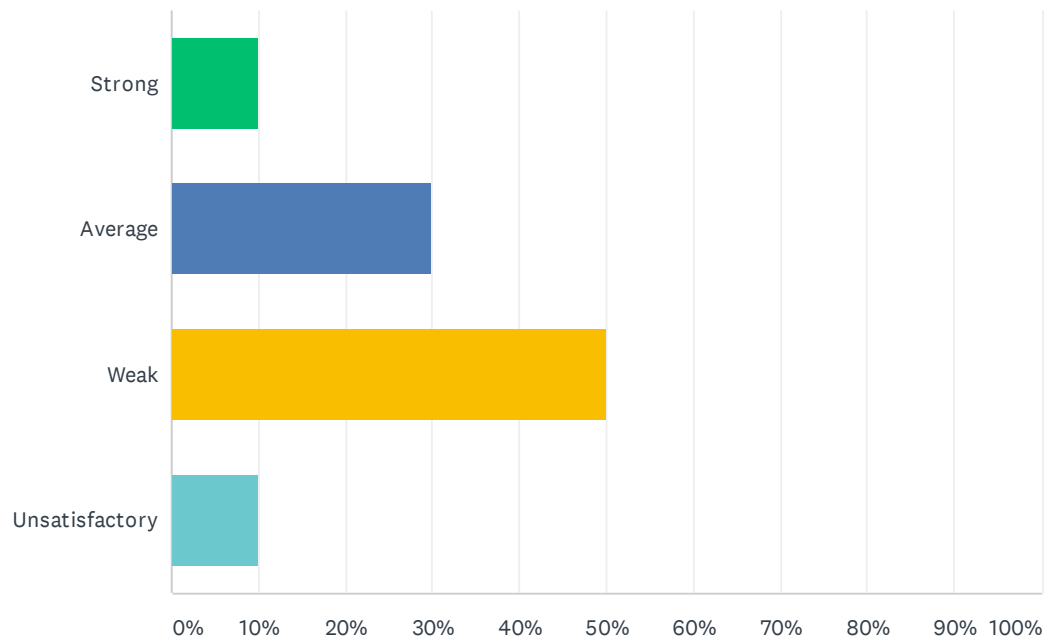
Answered: 11 Skipped: 11



ANSWER CHOICES	RESPONSES	
Strong	0.00%	0
Average	45.45%	5
Weak	54.55%	6
Unsatisfactory	0.00%	0
TOTAL		11

Q23 Special Education class size is balanced within each program to ensure student safety and individualized instruction.

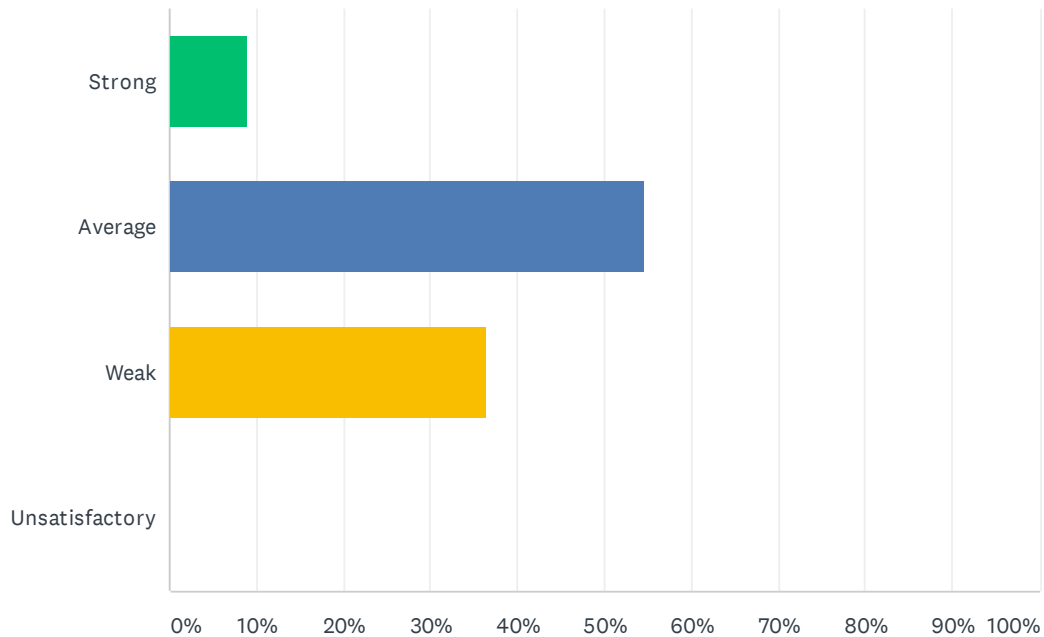
Answered: 10 Skipped: 12



ANSWER CHOICES	RESPONSES	
Strong	10.00%	1
Average	30.00%	3
Weak	50.00%	5
Unsatisfactory	10.00%	1
TOTAL		10

Q24 Special education teachers have opportunities to participate in school-based, content area staff development.

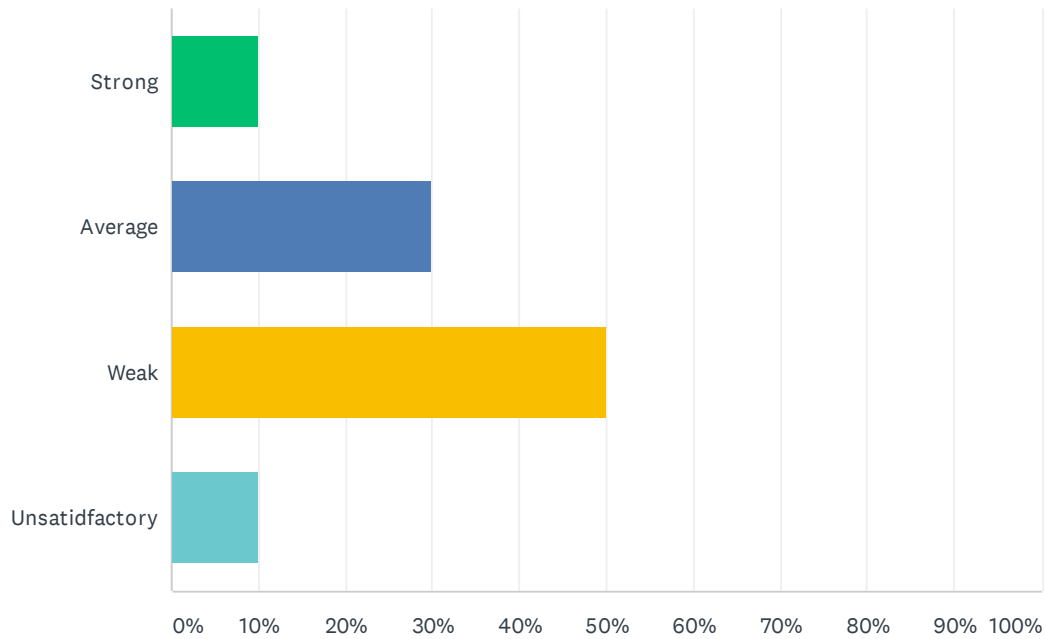
Answered: 11 Skipped: 11



ANSWER CHOICES	RESPONSES	
Strong	9.09%	1
Average	54.55%	6
Weak	36.36%	4
Unsatisfactory	0.00%	0
TOTAL		11

Q25 Special education teachers have needed access to ALL instructional resources provided to the general education teachers.

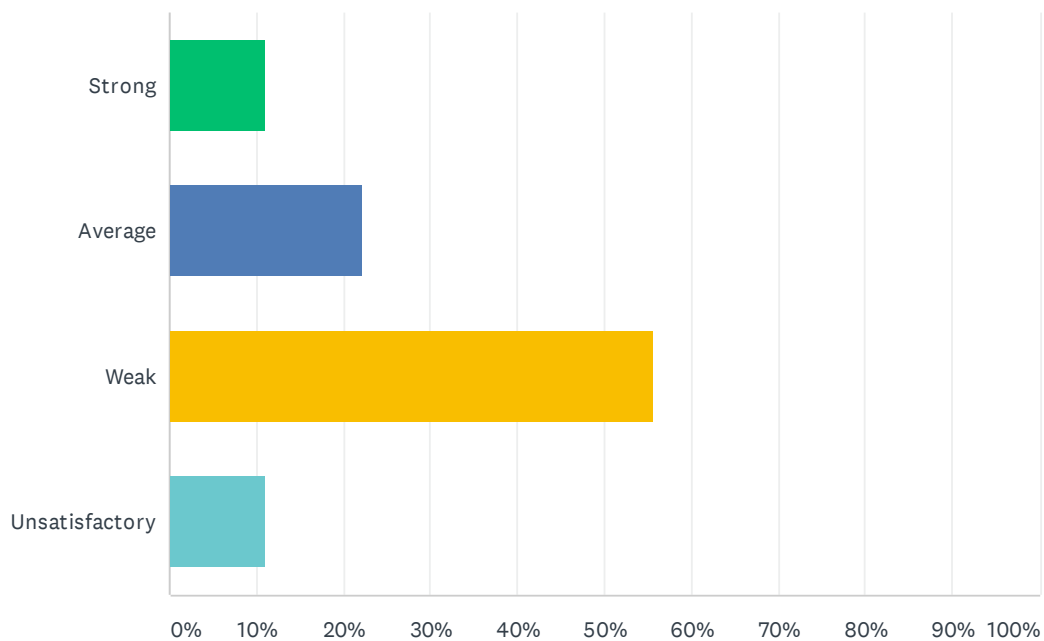
Answered: 10 Skipped: 12



ANSWER CHOICES	RESPONSES	
Strong	10.00%	1
Average	30.00%	3
Weak	50.00%	5
Unsatisfactory	10.00%	1
TOTAL		10

Q26 Special education teachers are adequately trained in the administration of state assessments and District IEP's.

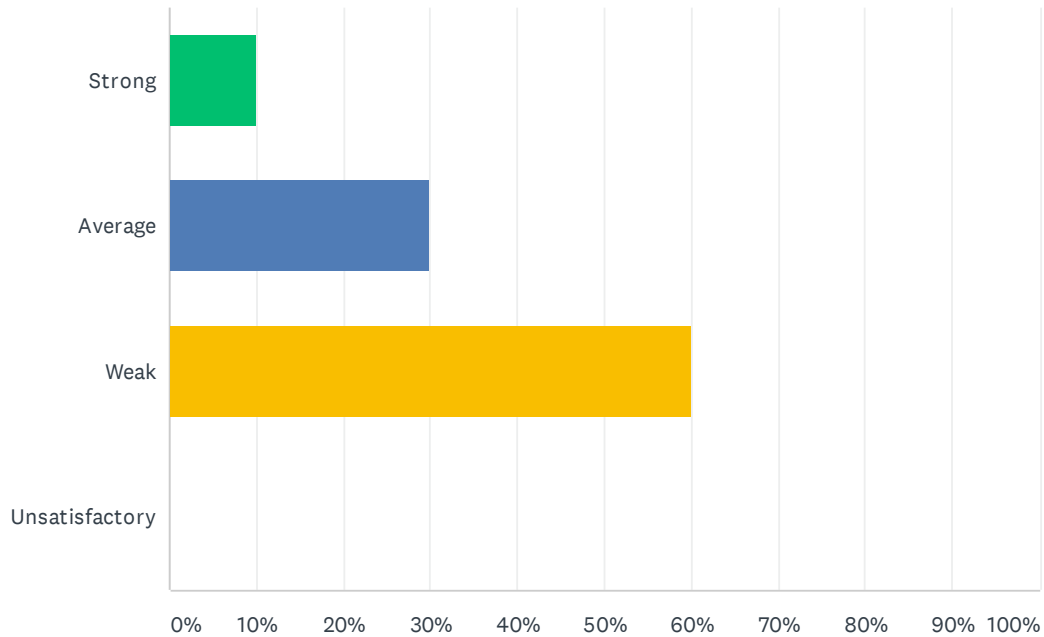
Answered: 9 Skipped: 13



ANSWER CHOICES	RESPONSES	
Strong	11.11%	1
Average	22.22%	2
Weak	55.56%	5
Unsatisfactory	11.11%	1
TOTAL		9

Q27 The site principal is accessible to discuss special education issues.

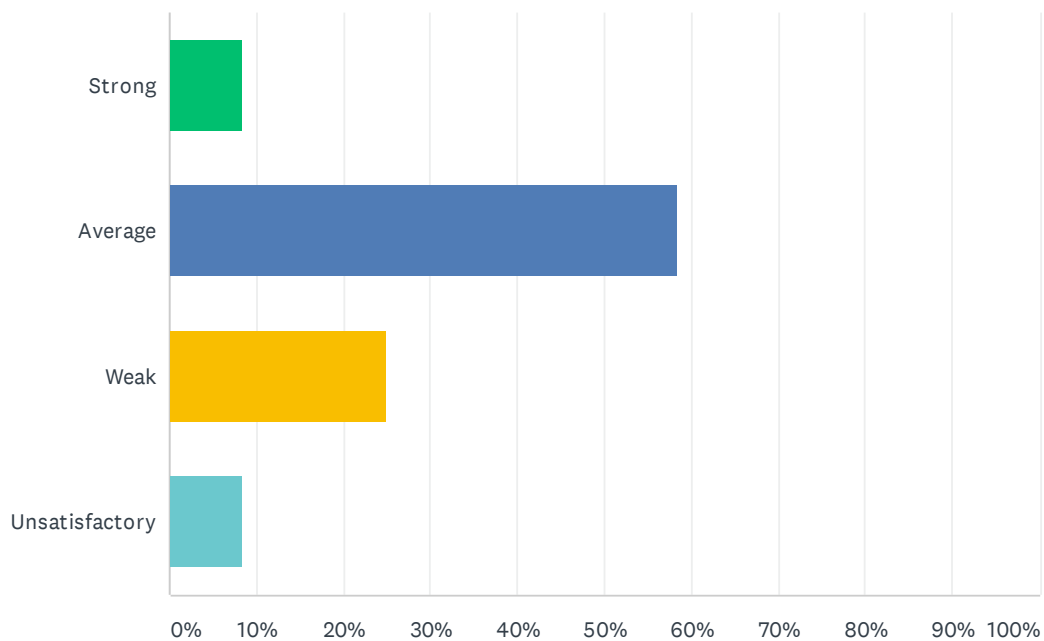
Answered: 10 Skipped: 12



ANSWER CHOICES	RESPONSES	
Strong	10.00%	1
Average	30.00%	3
Weak	60.00%	6
Unsatisfactory	0.00%	0
TOTAL		10

Q28 The site principal promotes equal opportunities for all students to learn.

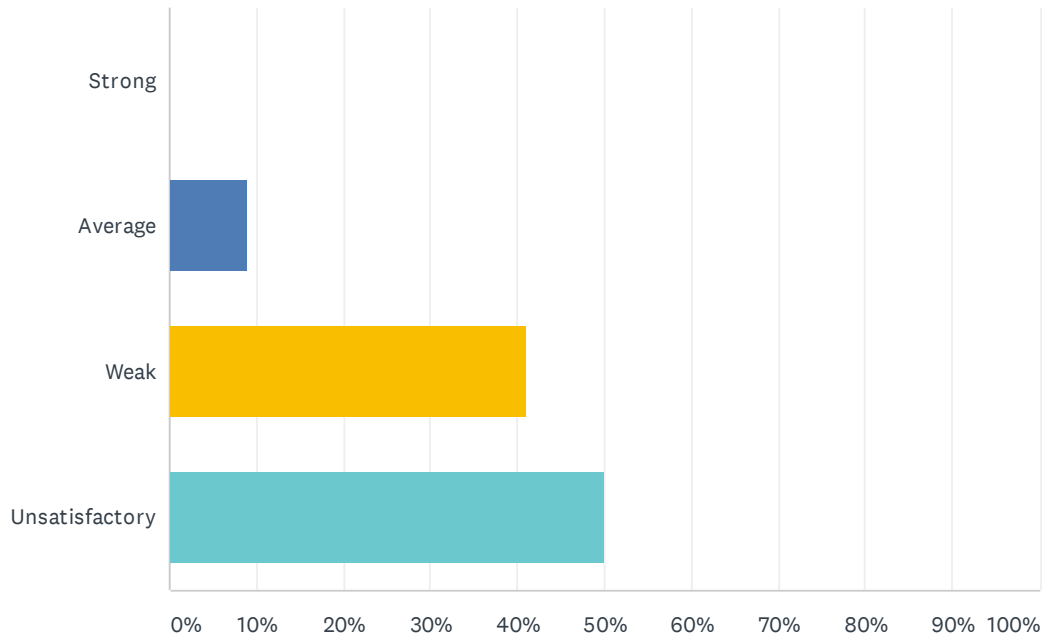
Answered: 12 Skipped: 10



ANSWER CHOICES	RESPONSES	
Strong	8.33%	1
Average	58.33%	7
Weak	25.00%	3
Unsatisfactory	8.33%	1
TOTAL		12

Q29 PBIS is used effectively and is improving behavior.

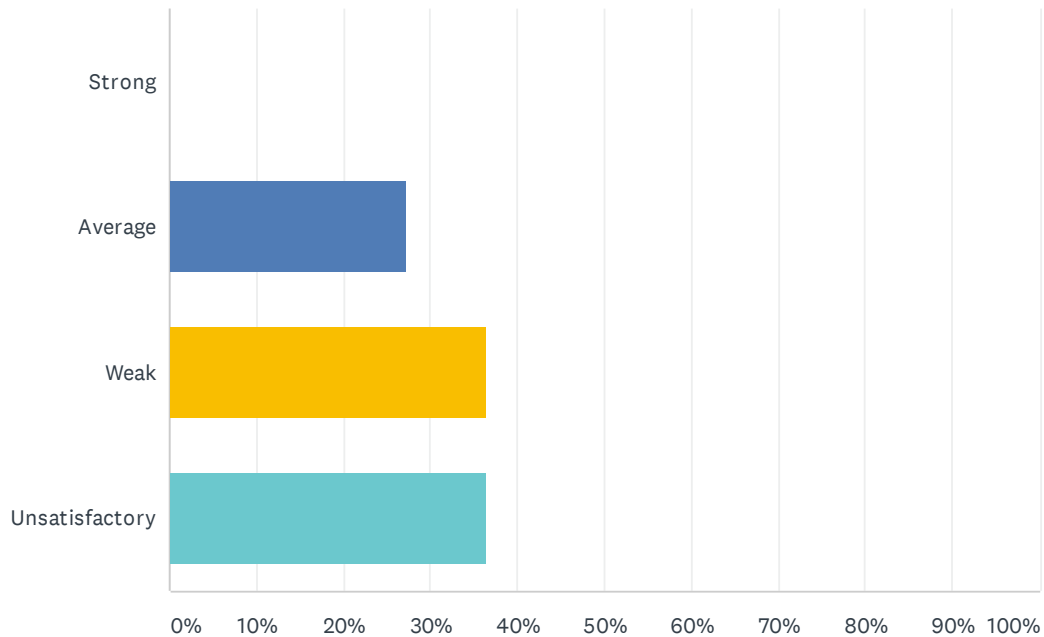
Answered: 22 Skipped: 0



ANSWER CHOICES	RESPONSES	
Strong	0.00%	0
Average	9.09%	2
Weak	40.91%	9
Unsatisfactory	50.00%	11
TOTAL		22

Q30 PBIS and Behavior Intervention Specialists are creating a safer environment at my site.

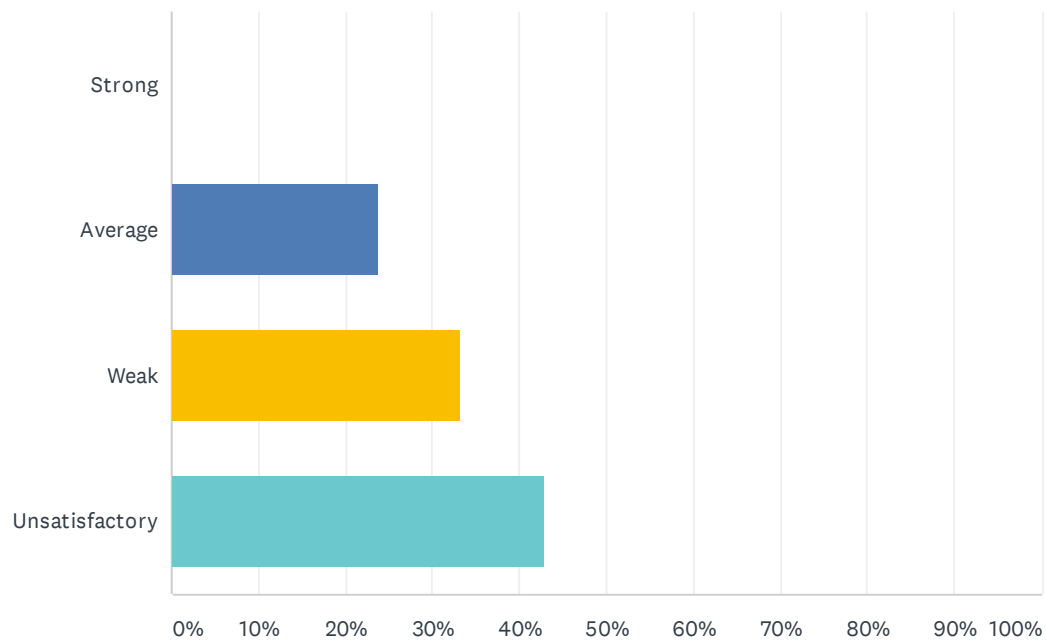
Answered: 22 Skipped: 0



ANSWER CHOICES	RESPONSES	
Strong	0.00%	0
Average	27.27%	6
Weak	36.36%	8
Unsatisfactory	36.36%	8
TOTAL		22

Q31 Staff and students feel safe at my site.

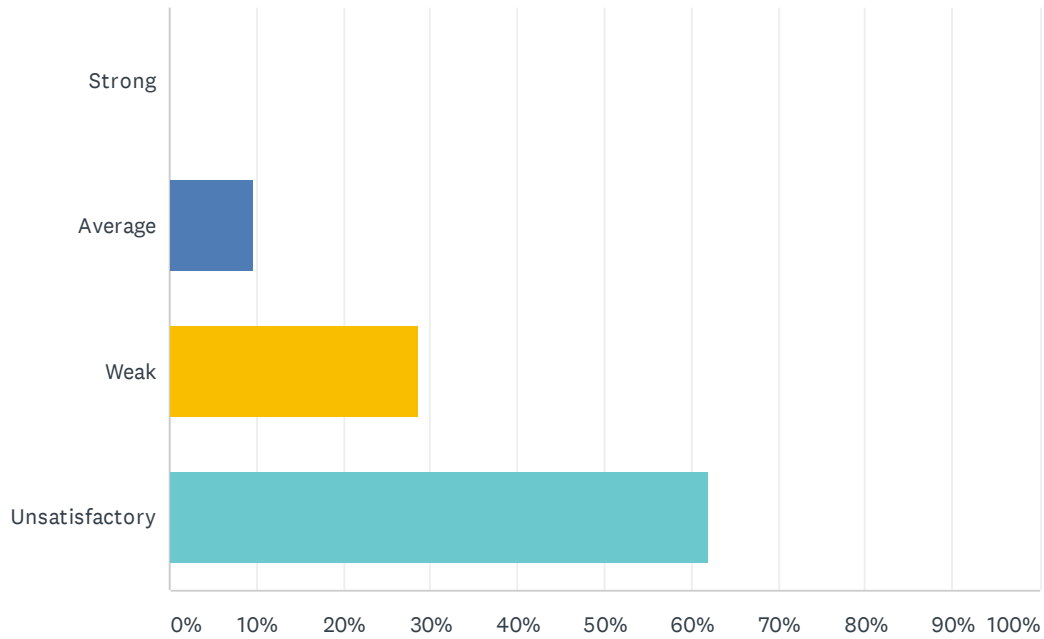
Answered: 21 Skipped: 1



ANSWER CHOICES	RESPONSES	
Strong	0.00%	0
Average	23.81%	5
Weak	33.33%	7
Unsatisfactory	42.86%	9
TOTAL		21

Q32 Discipline is improving at my site and not interfering with learning.

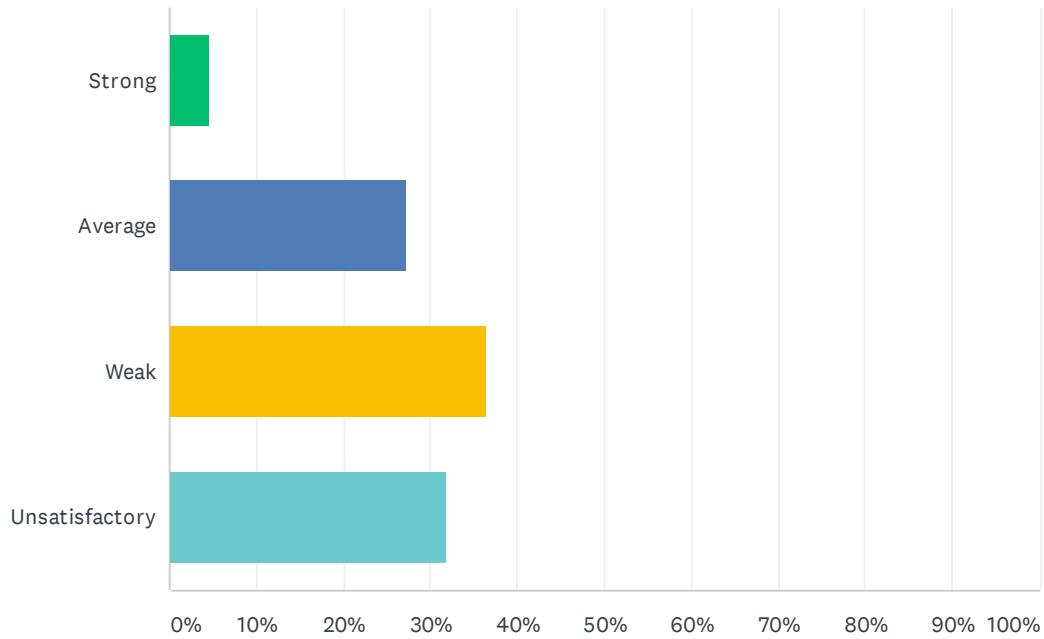
Answered: 21 Skipped: 1



ANSWER CHOICES	RESPONSES	
Strong	0.00%	0
Average	9.52%	2
Weak	28.57%	6
Unsatisfactory	61.90%	13
TOTAL		21

Q33 Positive referrals are an effective tool in improving discipline.

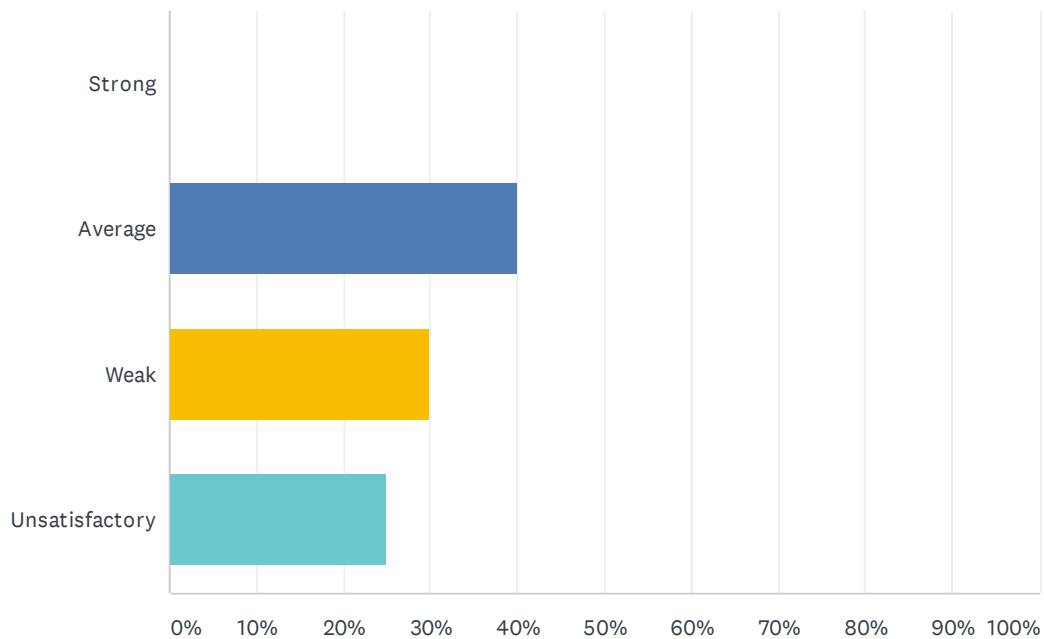
Answered: 22 Skipped: 0



ANSWER CHOICES	RESPONSES	
Strong	4.55%	1
Average	27.27%	6
Weak	36.36%	8
Unsatisfactory	31.82%	7
TOTAL		22

Q34 When ODR's (office disciplinary referral) are written the teacher's word is valued and trusted.

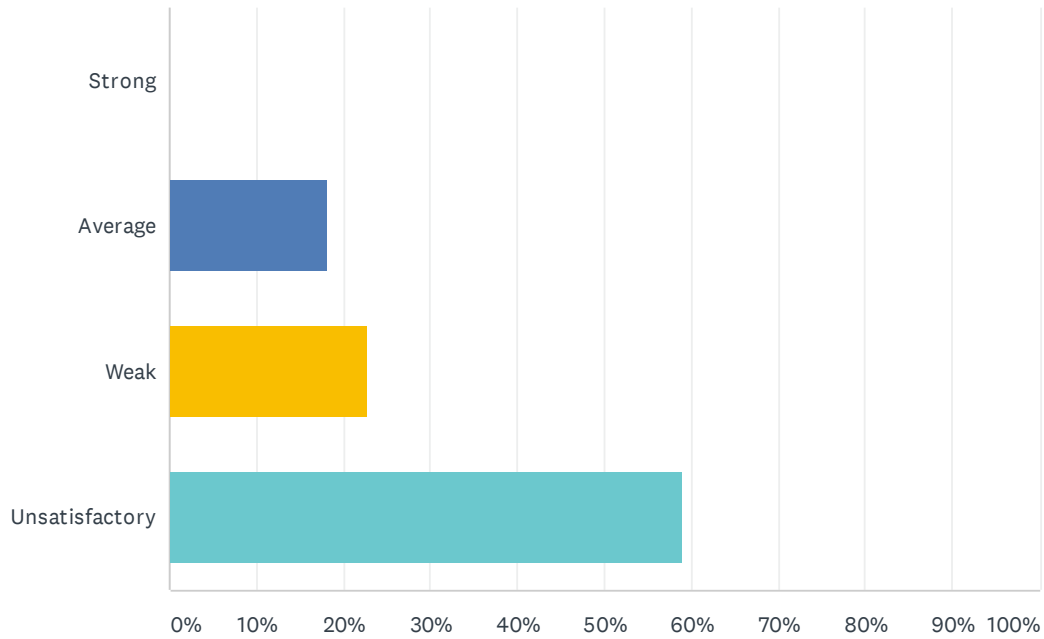
Answered: 20 Skipped: 2



ANSWER CHOICES	RESPONSES	
Strong	0.00%	0
Average	40.00%	8
Weak	30.00%	6
Unsatisfactory	25.00%	5
TOTAL		20

Q35 My site has a positive atmosphere.

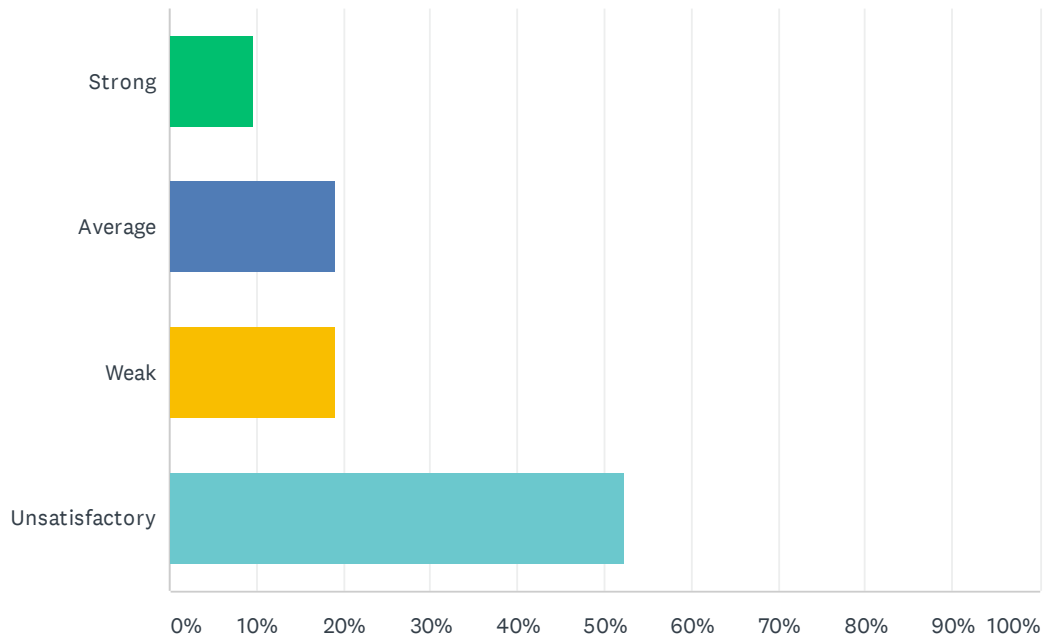
Answered: 22 Skipped: 0



ANSWER CHOICES	RESPONSES	
Strong	0.00%	0
Average	18.18%	4
Weak	22.73%	5
Unsatisfactory	59.09%	13
TOTAL		22

Q36 I would recommend my site to other employees and prospective teachers.

Answered: 21 Skipped: 1



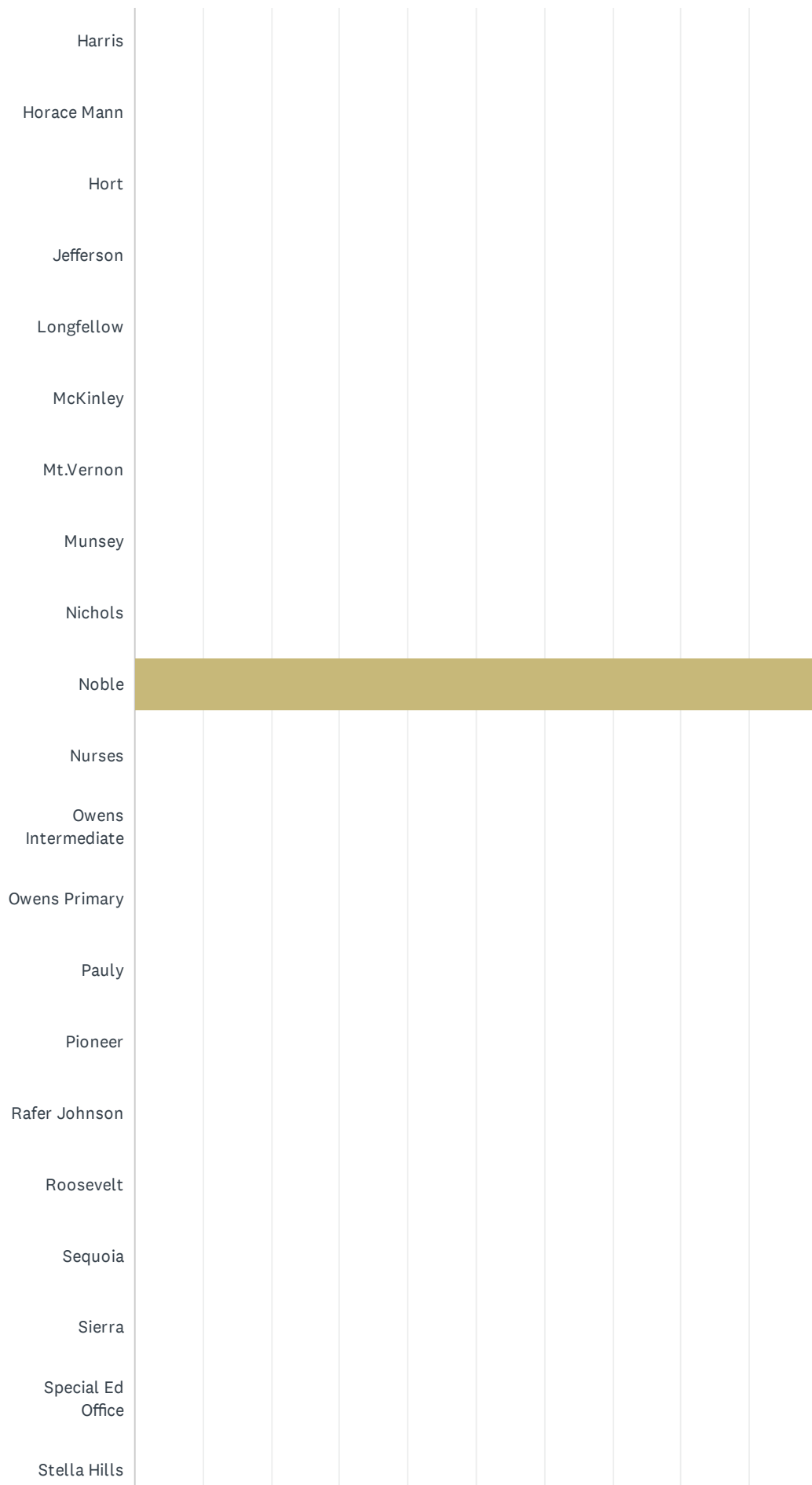
ANSWER CHOICES	RESPONSES	
Strong	9.52%	2
Average	19.05%	4
Weak	19.05%	4
Unsatisfactory	52.38%	11
TOTAL		21

Q1 School Site (If you work at multiple sites choose your home site OR complete a survey for each site at which you spend significant time.)

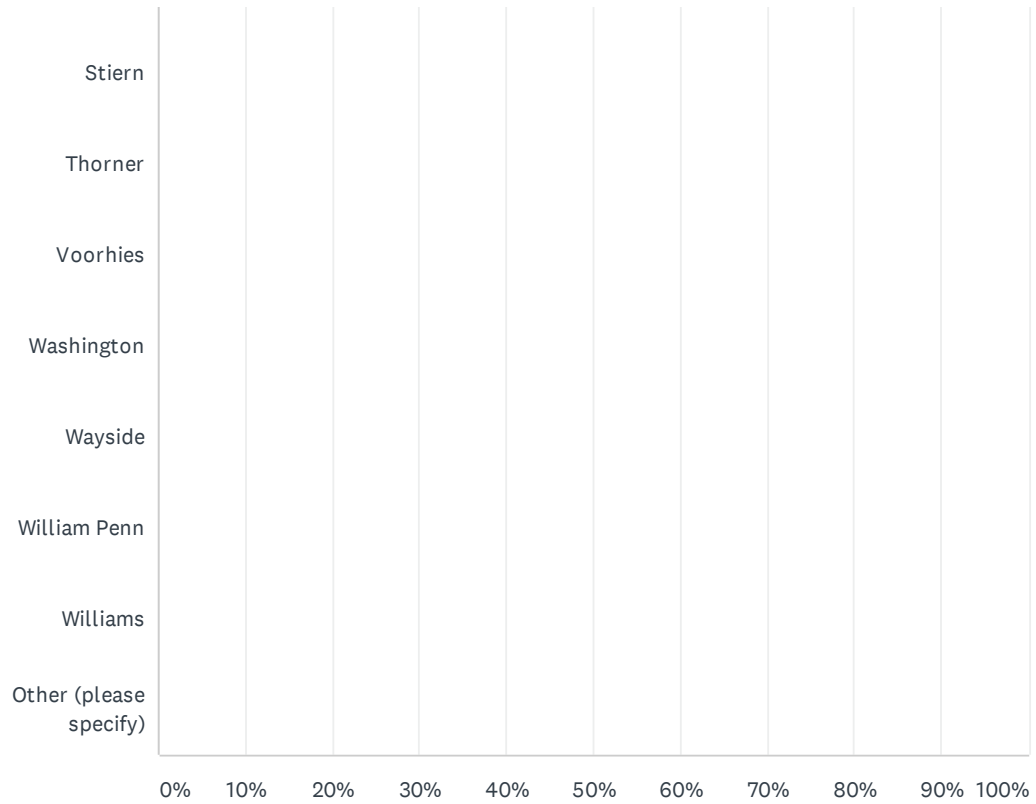
Answered: 12 Skipped: 0

Casa Loma											
Cato											
Chavez											
Chipman											
College Hts											
Compton											
Curran											
Downtown											
Ed Center											
Eissler											
Emerson											
Evergreen											
Fletcher											
Frank West											
Franklin											
Fremont											
Garza											
Harding											

2019-2020 BETA Administration/Site Climate Survey



2019-2020 BETA Administration/Site Climate Survey



2019-2020 BETA Administration/Site Climate Survey

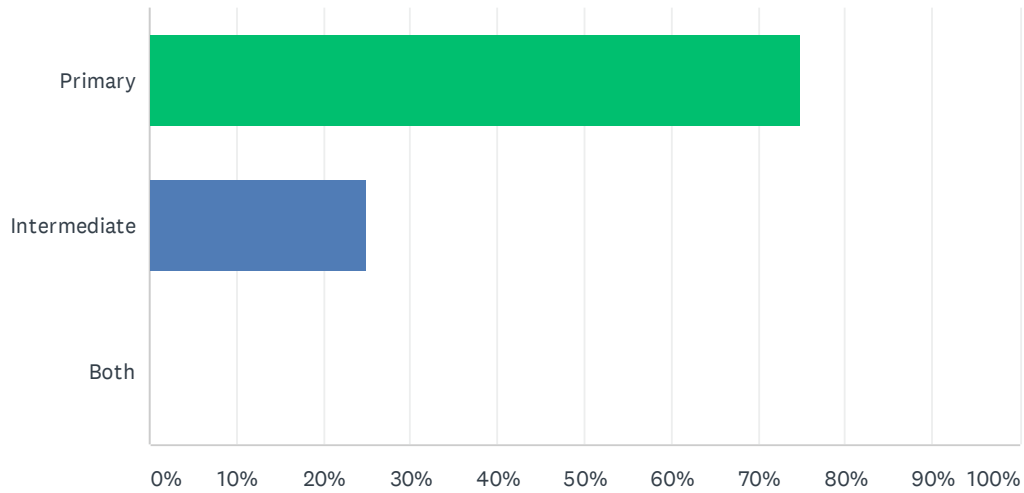
ANSWER CHOICES	RESPONSES	
Casa Loma	0.00%	0
Cato	0.00%	0
Chavez	0.00%	0
Chipman	0.00%	0
College Hts	0.00%	0
Compton	0.00%	0
Curran	0.00%	0
Downtown	0.00%	0
Ed Center	0.00%	0
Eissler	0.00%	0
Emerson	0.00%	0
Evergreen	0.00%	0
Fletcher	0.00%	0
Frank West	0.00%	0
Franklin	0.00%	0
Fremont	0.00%	0
Garza	0.00%	0
Harding	0.00%	0
Harris	0.00%	0
Horace Mann	0.00%	0
Hort	0.00%	0
Jefferson	0.00%	0
Longfellow	0.00%	0
McKinley	0.00%	0
Mt.Vernon	0.00%	0
Munsey	0.00%	0
Nichols	0.00%	0
Noble	100.00%	12
Nurses	0.00%	0
Owens Intermediate	0.00%	0
Owens Primary	0.00%	0
Pauly	0.00%	0

2019-2020 BETA Administration/Site Climate Survey

Pioneer	0.00%	0
Rafer Johnson	0.00%	0
Roosevelt	0.00%	0
Sequoia	0.00%	0
Sierra	0.00%	0
Special Ed Office	0.00%	0
Stella Hills	0.00%	0
Stiern	0.00%	0
Thorner	0.00%	0
Voorhies	0.00%	0
Washington	0.00%	0
Wayside	0.00%	0
William Penn	0.00%	0
Williams	0.00%	0
Other (please specify)	0.00%	0
Total Respondents: 12		

Q2 Instructional Grade Level or Support Services

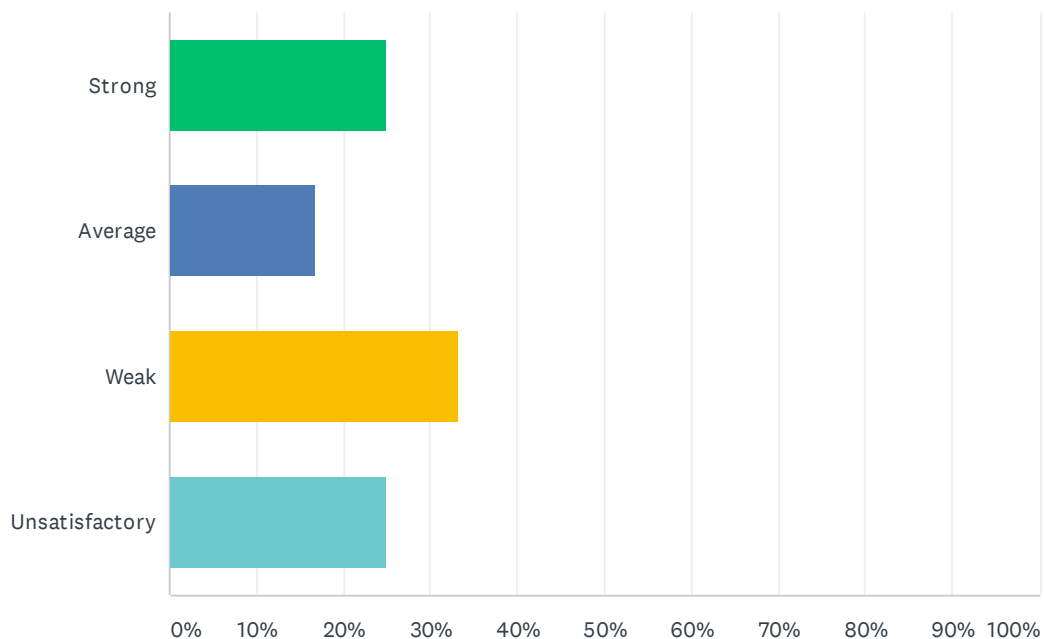
Answered: 12 Skipped: 0



ANSWER CHOICES	RESPONSES	
Primary	75.00%	9
Intermediate	25.00%	3
Both	0.00%	0
TOTAL		12

Q3 Site administration is sensitive to the needs of students, staff, and community.

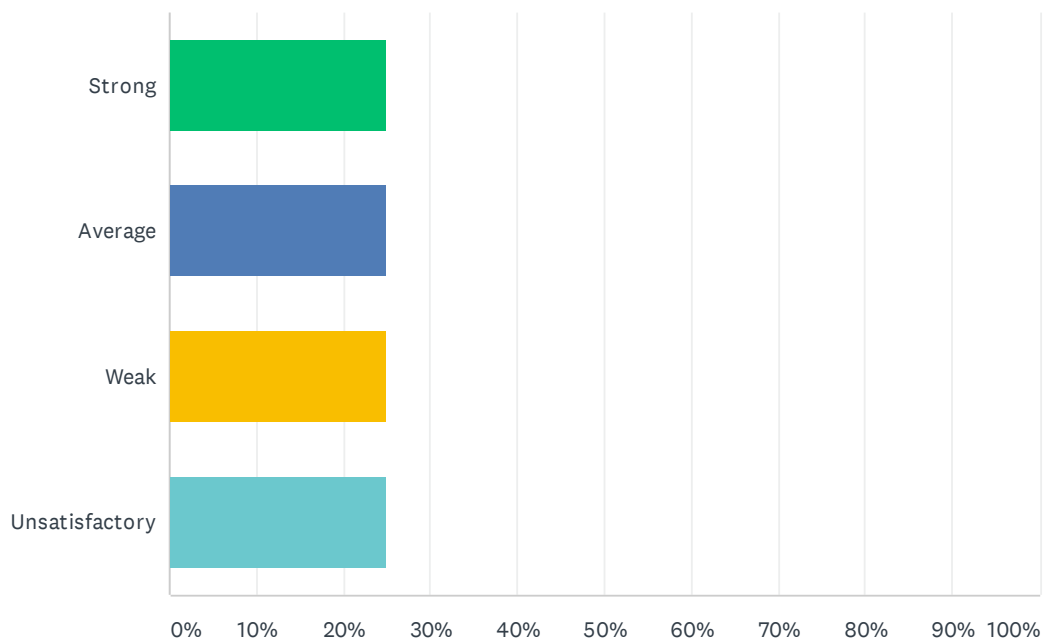
Answered: 12 Skipped: 0



ANSWER CHOICES	RESPONSES	
Strong	25.00%	3
Average	16.67%	2
Weak	33.33%	4
Unsatisfactory	25.00%	3
TOTAL		12

Q4 Site administration treats staff with respect; you feel like a valued member of a team

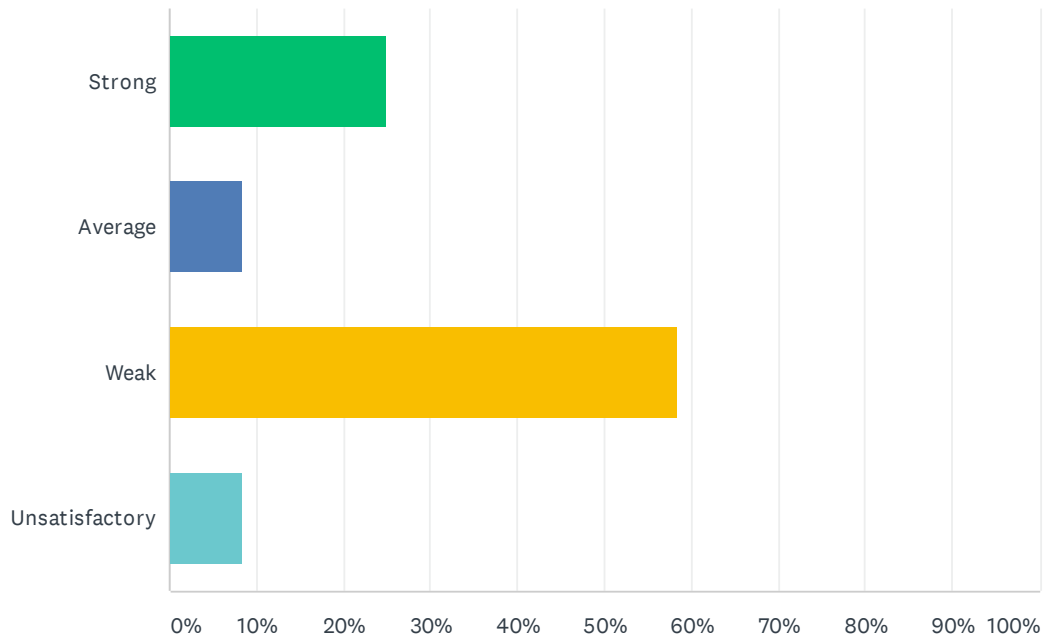
Answered: 12 Skipped: 0



ANSWER CHOICES	RESPONSES	
Strong	25.00%	3
Average	25.00%	3
Weak	25.00%	3
Unsatisfactory	25.00%	3
TOTAL		12

Q5 Site administration conducts classroom visits (walk-through) in least the disruptive manner and leaves timely feedback (within 24 hours).

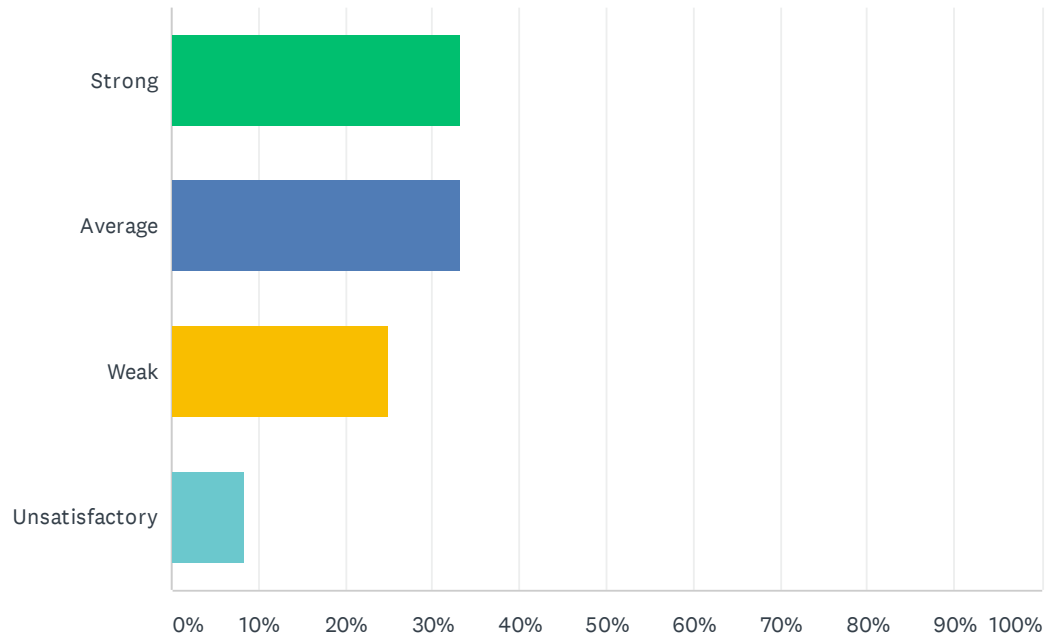
Answered: 12 Skipped: 0



ANSWER CHOICES	RESPONSES	
Strong	25.00%	3
Average	8.33%	1
Weak	58.33%	7
Unsatisfactory	8.33%	1
TOTAL		12

Q6 Site administration follows the contract and respects personal rights.

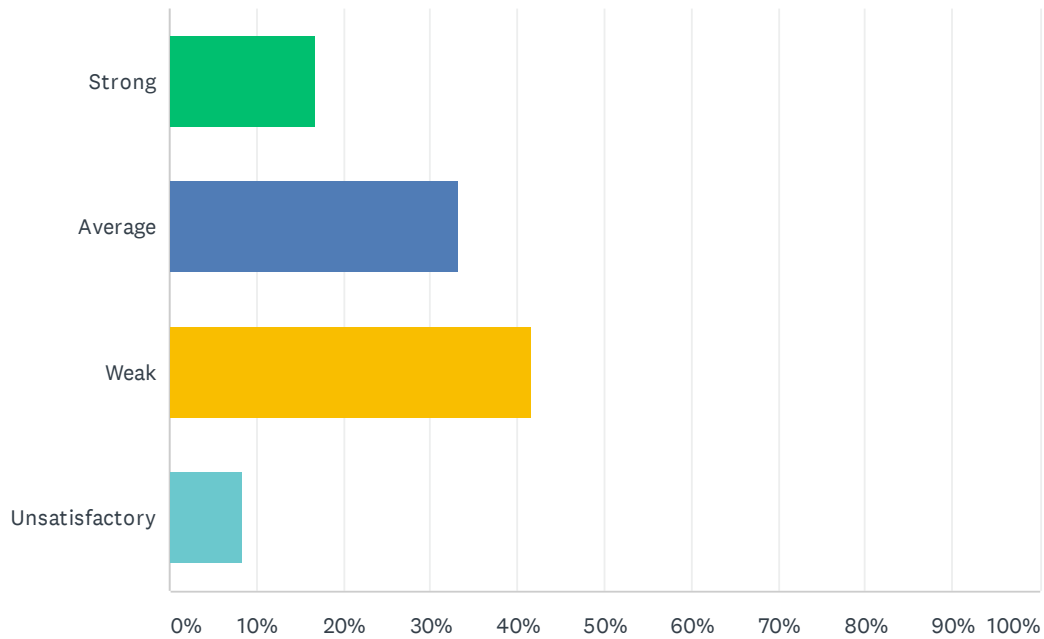
Answered: 12 Skipped: 0



ANSWER CHOICES	RESPONSES	
Strong	33.33%	4
Average	33.33%	4
Weak	25.00%	3
Unsatisfactory	8.33%	1
TOTAL		12

Q7 Administration utilizes staff according to their job description (ie. Coaches, APL's, Specialists & Staff).

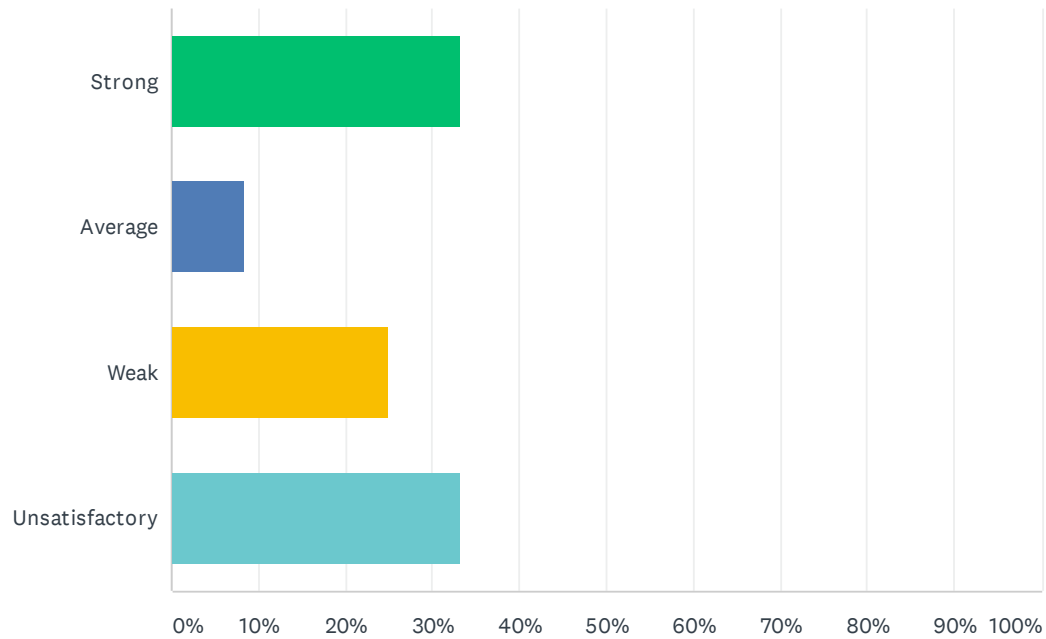
Answered: 12 Skipped: 0



ANSWER CHOICES	RESPONSES	
Strong	16.67%	2
Average	33.33%	4
Weak	41.67%	5
Unsatisfactory	8.33%	1
TOTAL		12

Q8 Administration maintains open communication with staff, parents, and students.

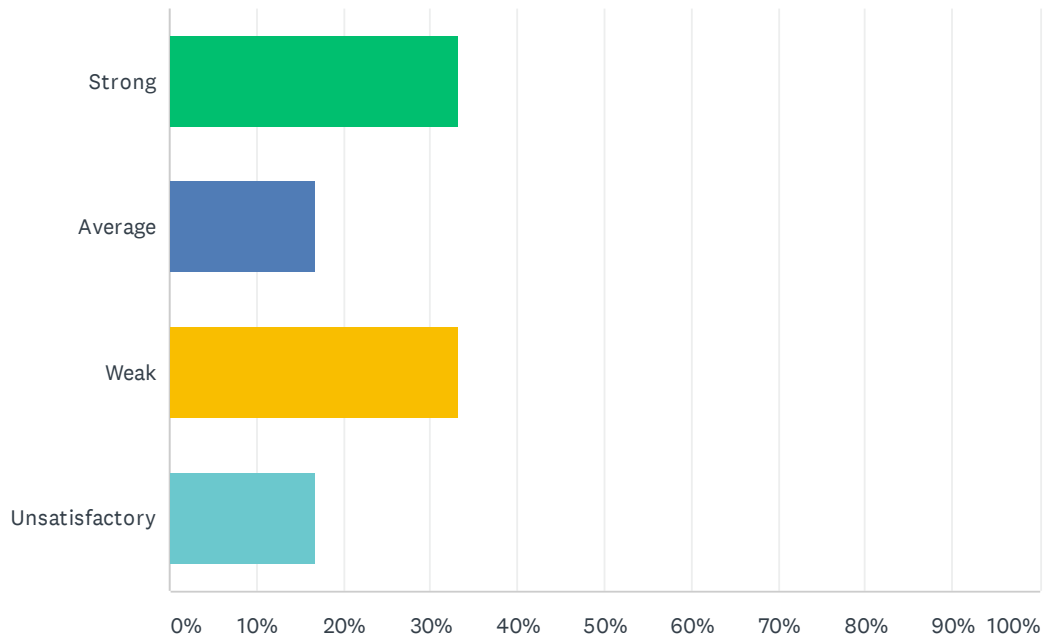
Answered: 12 Skipped: 0



ANSWER CHOICES	RESPONSES	
Strong	33.33%	4
Average	8.33%	1
Weak	25.00%	3
Unsatisfactory	33.33%	4
TOTAL		12

Q9 Administration supports staff against attacks and criticism from parents.

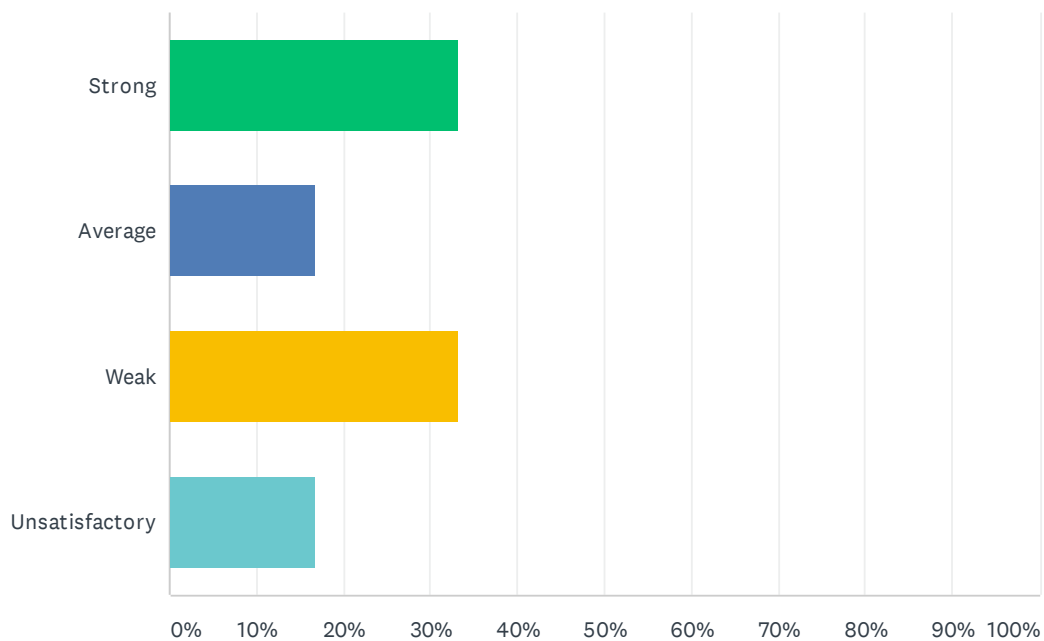
Answered: 12 Skipped: 0



ANSWER CHOICES	RESPONSES	
Strong	33.33%	4
Average	16.67%	2
Weak	33.33%	4
Unsatisfactory	16.67%	2
TOTAL		12

Q10 Site administration treats all teachers equally; there is no preferential treatment.

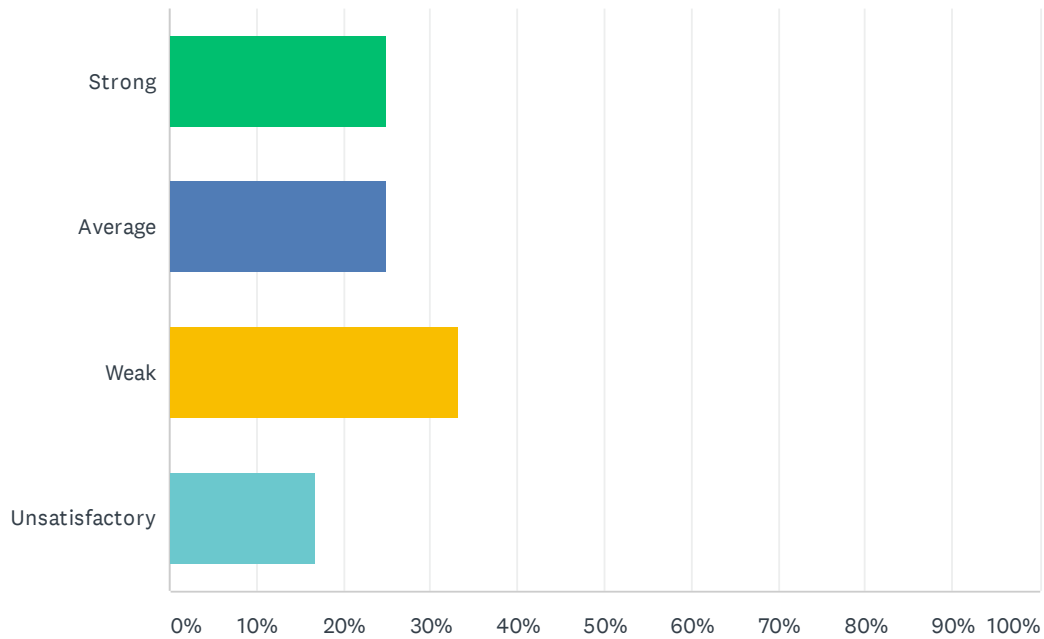
Answered: 12 Skipped: 0



ANSWER CHOICES	RESPONSES	
Strong	33.33%	4
Average	16.67%	2
Weak	33.33%	4
Unsatisfactory	16.67%	2
TOTAL		12

Q11 Administration supports classroom discipline procedures and follows District discipline guidelines.

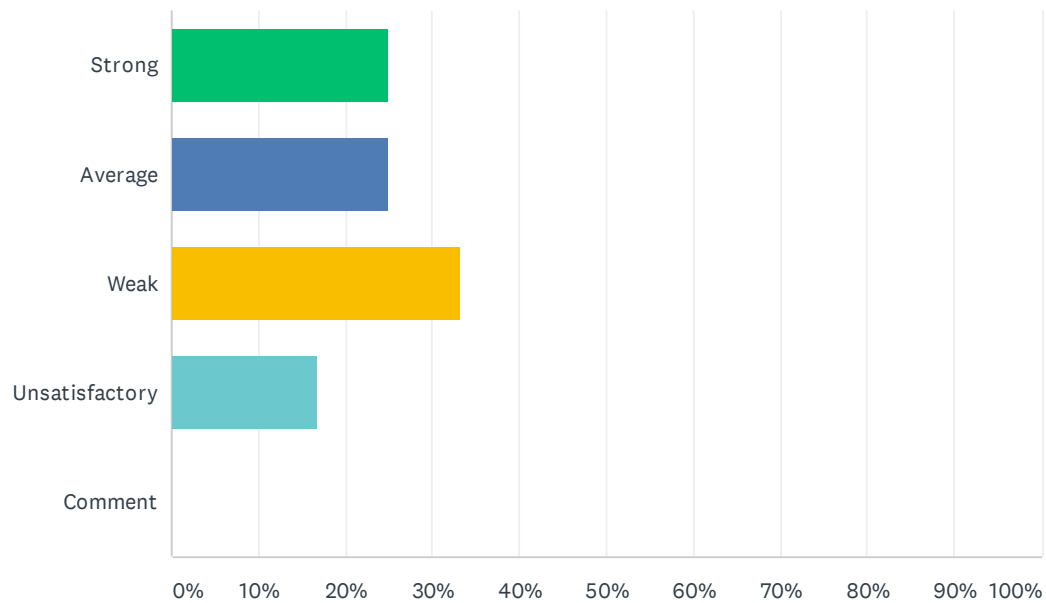
Answered: 12 Skipped: 0



ANSWER CHOICES	RESPONSES	
Strong	25.00%	3
Average	25.00%	3
Weak	33.33%	4
Unsatisfactory	16.67%	2
TOTAL		12

Q12 Administration processes ODR's (Office Disciplinary Referrals) within 48 hours and supports staff when discipline moves beyond classroom managed behaviors.

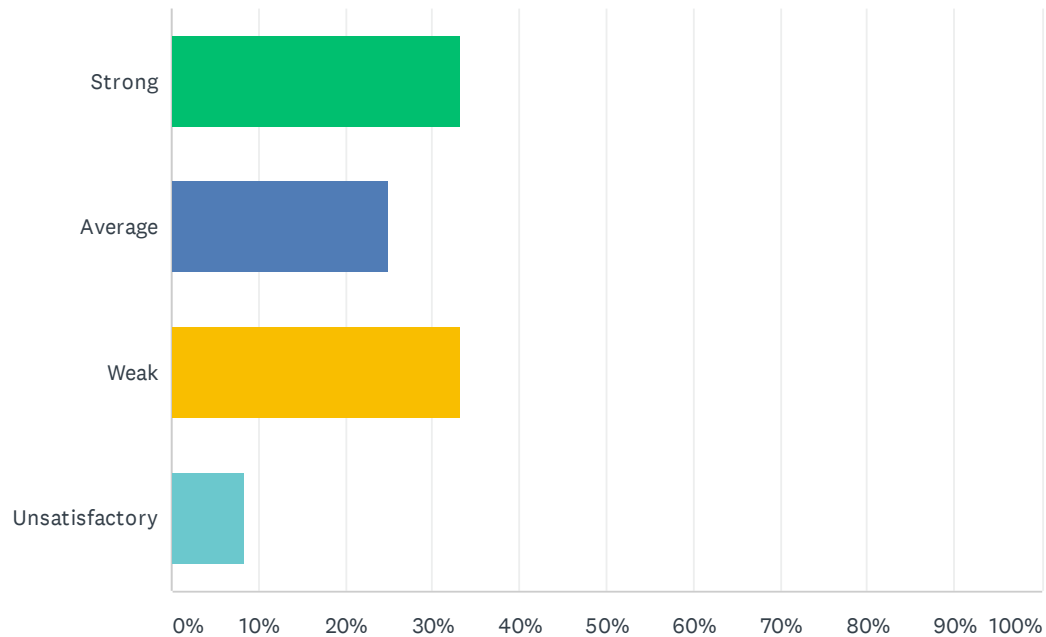
Answered: 12 Skipped: 0



ANSWER CHOICES	RESPONSES	
Strong	25.00%	3
Average	25.00%	3
Weak	33.33%	4
Unsatisfactory	16.67%	2
Comment	0.00%	0
TOTAL		12

Q13 Administration treats teachers as professionals; the teacher's word is not disregarded in favor of the student's.

Answered: 12 Skipped: 0



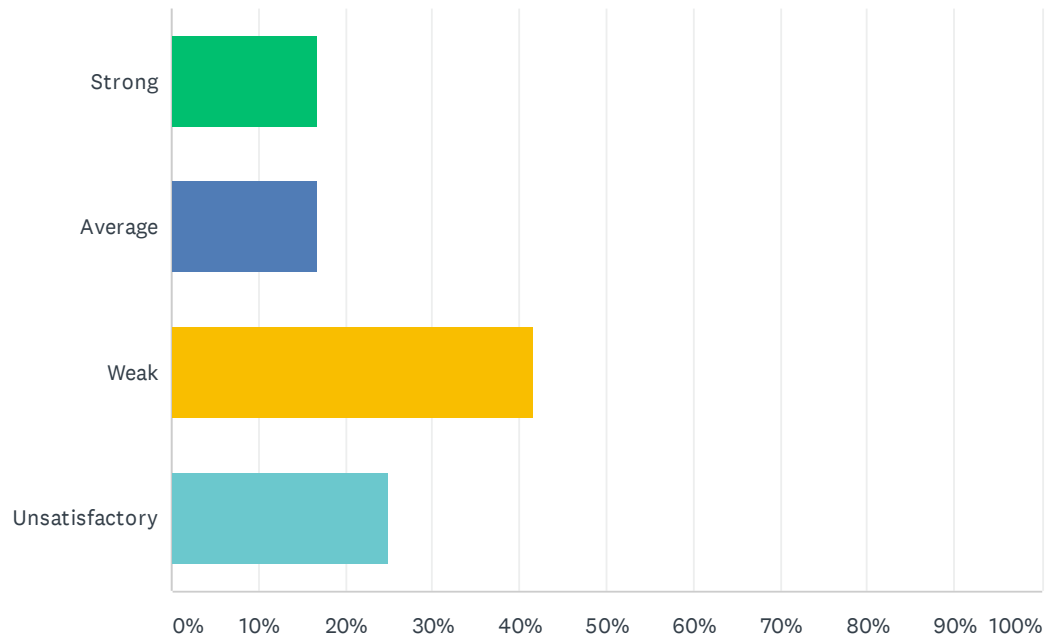
ANSWER CHOICES	RESPONSES	
Strong	33.33%	4
Average	25.00%	3
Weak	33.33%	4
Unsatisfactory	8.33%	1
TOTAL		12

Q14 How do you feel that your administration positively/negatively impacts working conditions at your site?

Answered: 5 Skipped: 7

Q15 Site staff is involved in setting school policies and budgetary priorities.

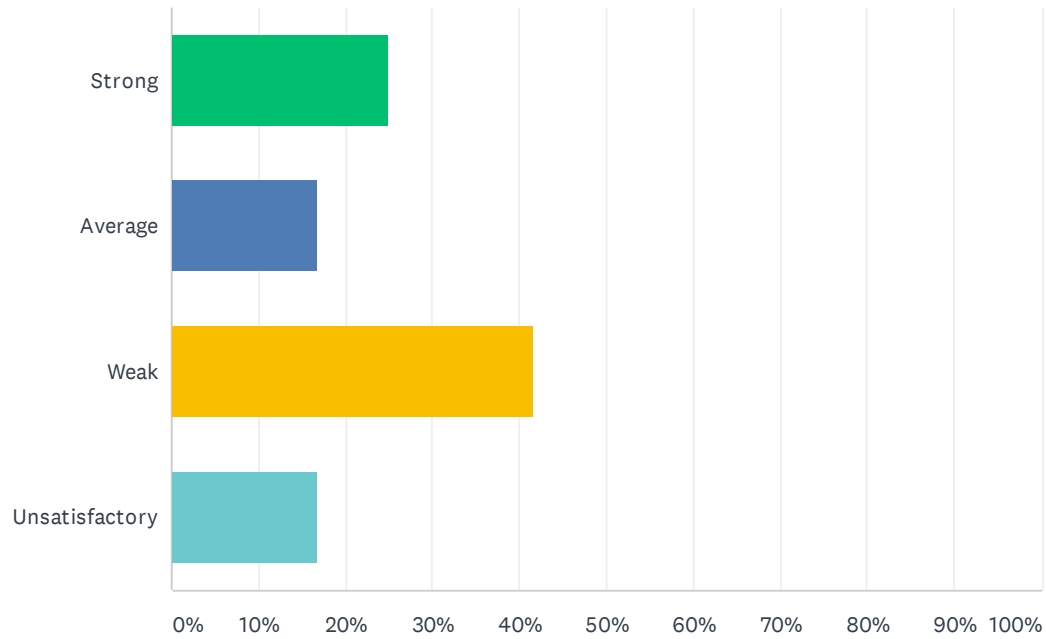
Answered: 12 Skipped: 0



ANSWER CHOICES	RESPONSES	
Strong	16.67%	2
Average	16.67%	2
Weak	41.67%	5
Unsatisfactory	25.00%	3
TOTAL		12

Q16 Site meetings are productive and not excessive.

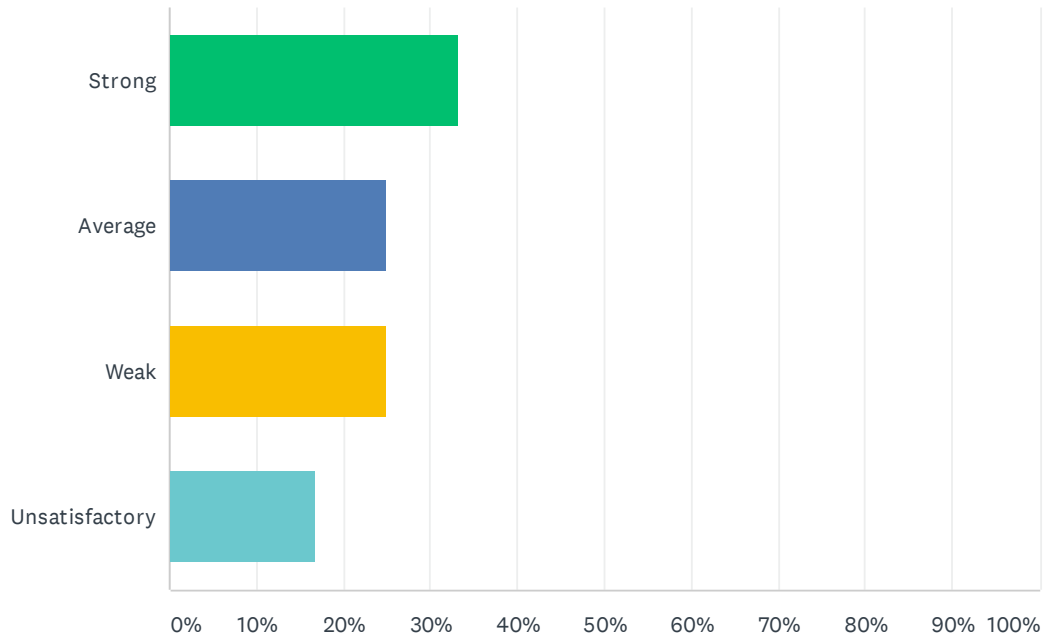
Answered: 12 Skipped: 0



ANSWER CHOICES	RESPONSES	
Strong	25.00%	3
Average	16.67%	2
Weak	41.67%	5
Unsatisfactory	16.67%	2
TOTAL		12

Q17 Bank days are used for PLC activities; Site administration uses two Bank Days a month and staff gets uninterrupted planning/preparation time twice a month during Bank Days.

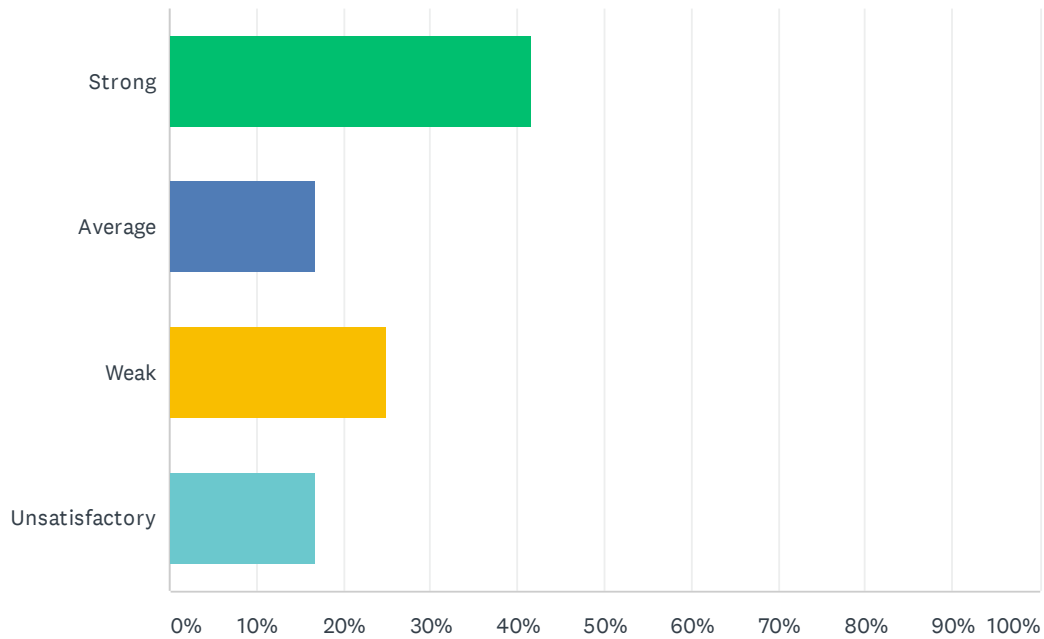
Answered: 12 Skipped: 0



ANSWER CHOICES	RESPONSES	
Strong	33.33%	4
Average	25.00%	3
Weak	25.00%	3
Unsatisfactory	16.67%	2
TOTAL		12

Q18 My site receives daily consecutive uninterrupted planning/preparation time. (30 minutes / 40 minutes)

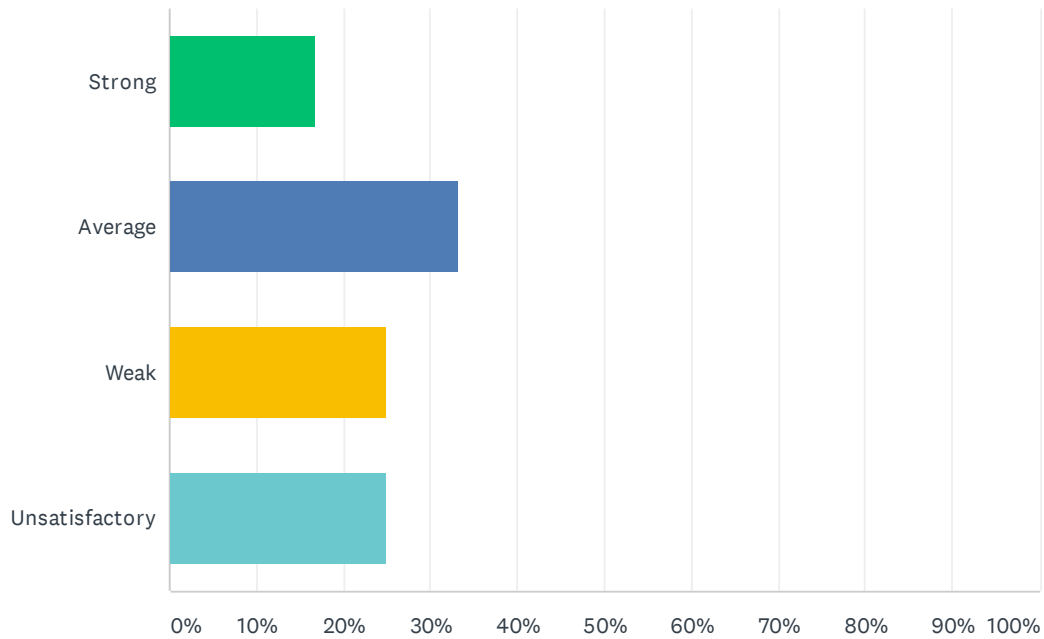
Answered: 12 Skipped: 0



ANSWER CHOICES	RESPONSES	
Strong	41.67%	5
Average	16.67%	2
Weak	25.00%	3
Unsatisfactory	16.67%	2
TOTAL		12

Q19 Staff is given time to input district required data (ie. Benchmarks, Dibels, CFAs, Report Card, and etc).

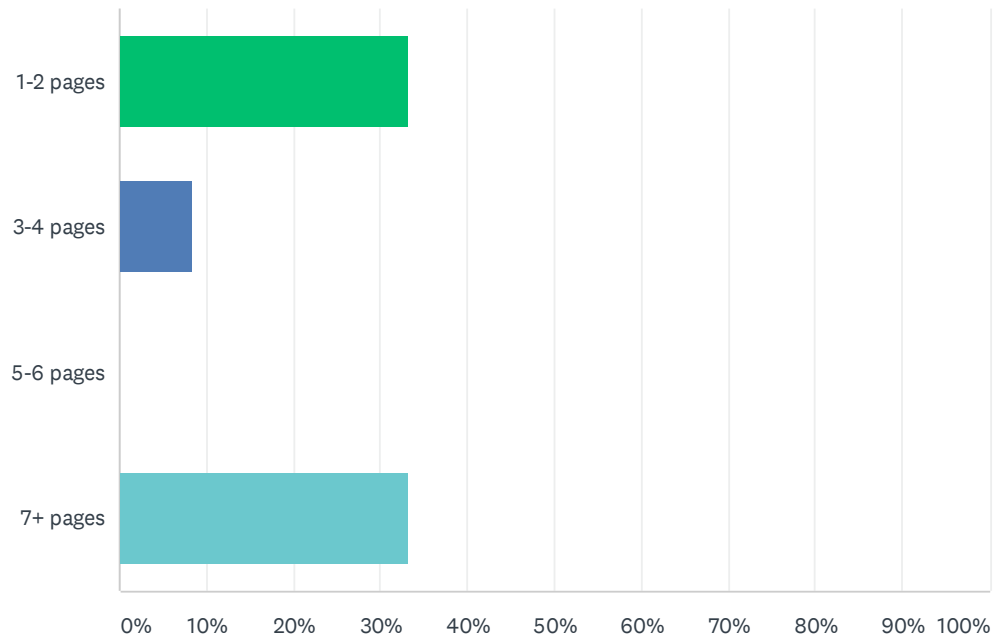
Answered: 12 Skipped: 0



ANSWER CHOICES	RESPONSES	
Strong	16.67%	2
Average	33.33%	4
Weak	25.00%	3
Unsatisfactory	25.00%	3
TOTAL		12

Q20 Teachers are required to submit complete, but not excessively lengthy lesson plans.

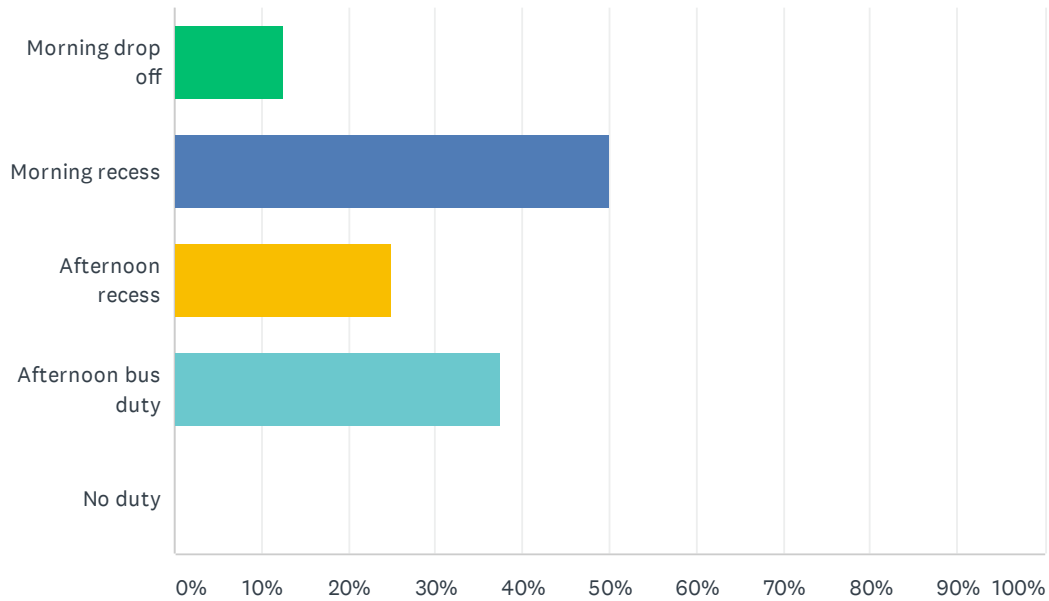
Answered: 12 Skipped: 0



ANSWER CHOICES	RESPONSES	
1-2 pages	33.33%	4
3-4 pages	8.33%	1
5-6 pages	0.00%	0
7+ pages	33.33%	4
TOTAL		12

Q21 Staff has recess and/or bus duty.

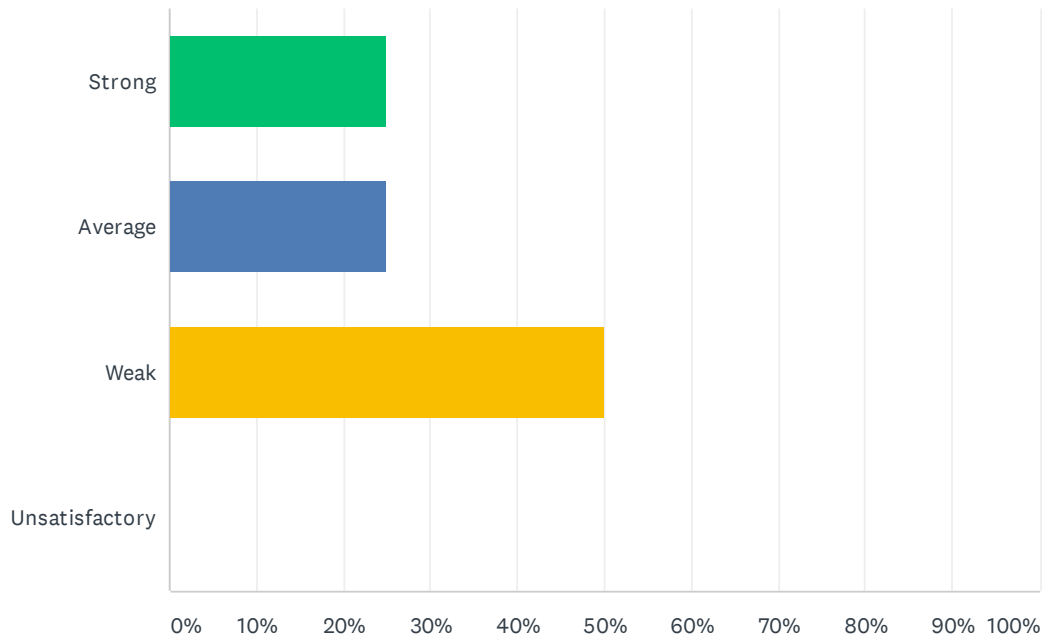
Answered: 8 Skipped: 4



ANSWER CHOICES	RESPONSES	
Morning drop off	12.50%	1
Morning recess	50.00%	4
Afternoon recess	25.00%	2
Afternoon bus duty	37.50%	3
No duty	0.00%	0
Total Respondents: 8		

Q22 The Special Education Department is assisting you with your questions, problems, and concerns.

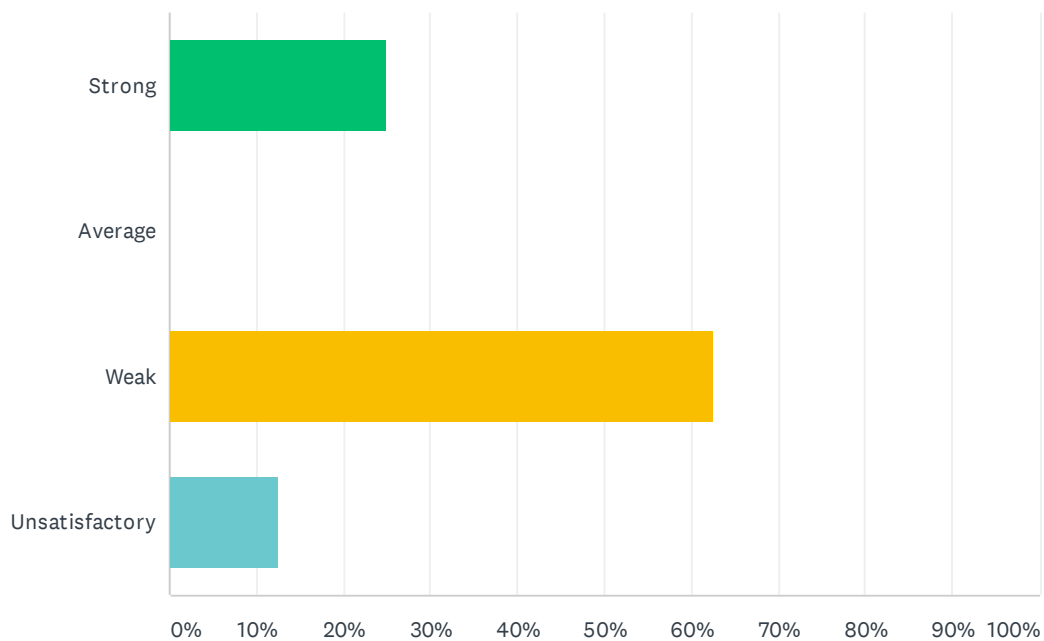
Answered: 8 Skipped: 4



ANSWER CHOICES	RESPONSES	
Strong	25.00%	2
Average	25.00%	2
Weak	50.00%	4
Unsatisfactory	0.00%	0
TOTAL		8

Q23 Special Education class size is balanced within each program to ensure student safety and individualized instruction.

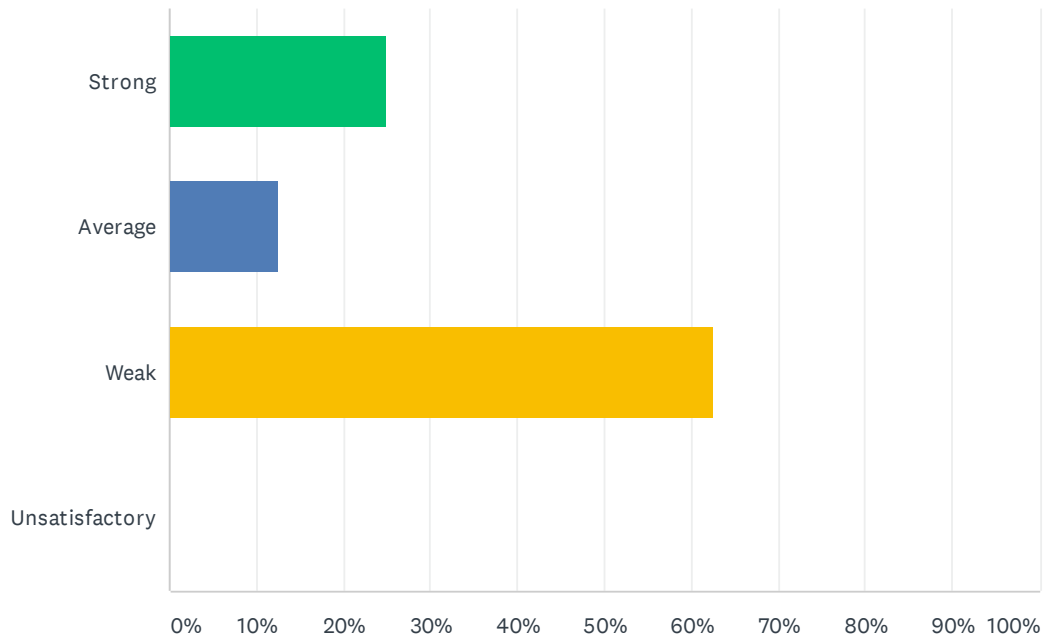
Answered: 8 Skipped: 4



ANSWER CHOICES	RESPONSES	
Strong	25.00%	2
Average	0.00%	0
Weak	62.50%	5
Unsatisfactory	12.50%	1
TOTAL		8

Q24 Special education teachers have opportunities to participate in school-based, content area staff development.

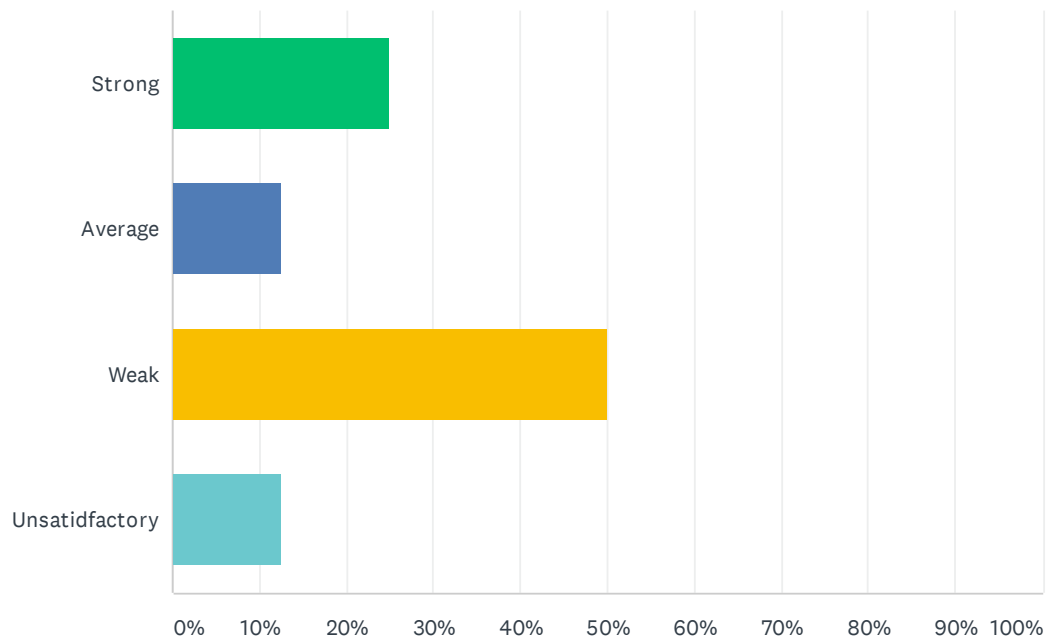
Answered: 8 Skipped: 4



ANSWER CHOICES	RESPONSES	
Strong	25.00%	2
Average	12.50%	1
Weak	62.50%	5
Unsatisfactory	0.00%	0
TOTAL		8

Q25 Special education teachers have needed access to ALL instructional resources provided to the general education teachers.

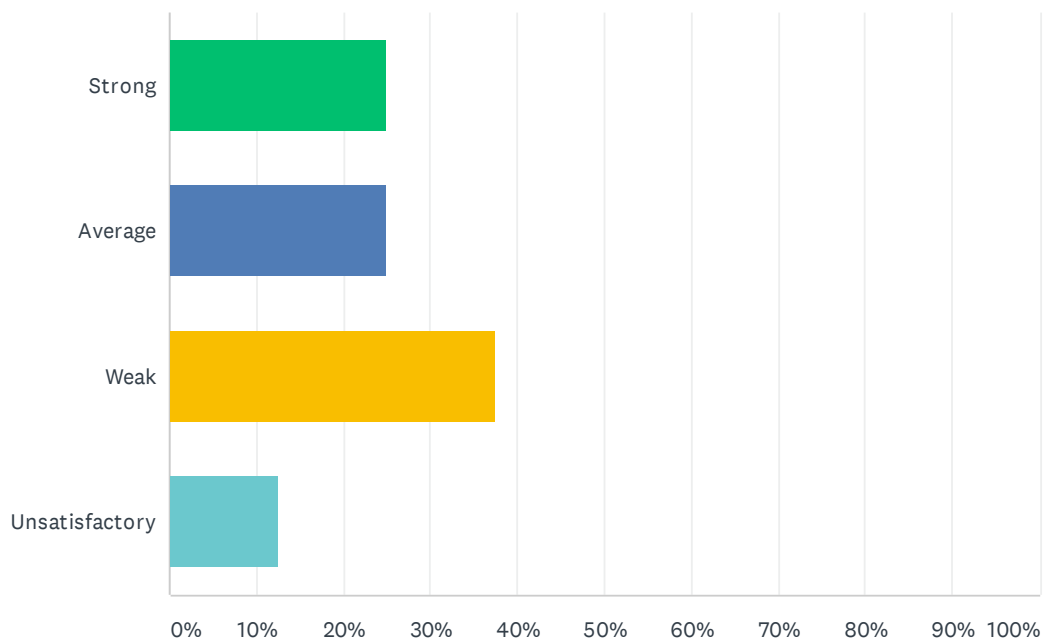
Answered: 8 Skipped: 4



ANSWER CHOICES	RESPONSES	
Strong	25.00%	2
Average	12.50%	1
Weak	50.00%	4
Unsatisfactory	12.50%	1
TOTAL		8

Q26 Special education teachers are adequately trained in the administration of state assessments and District IEP's.

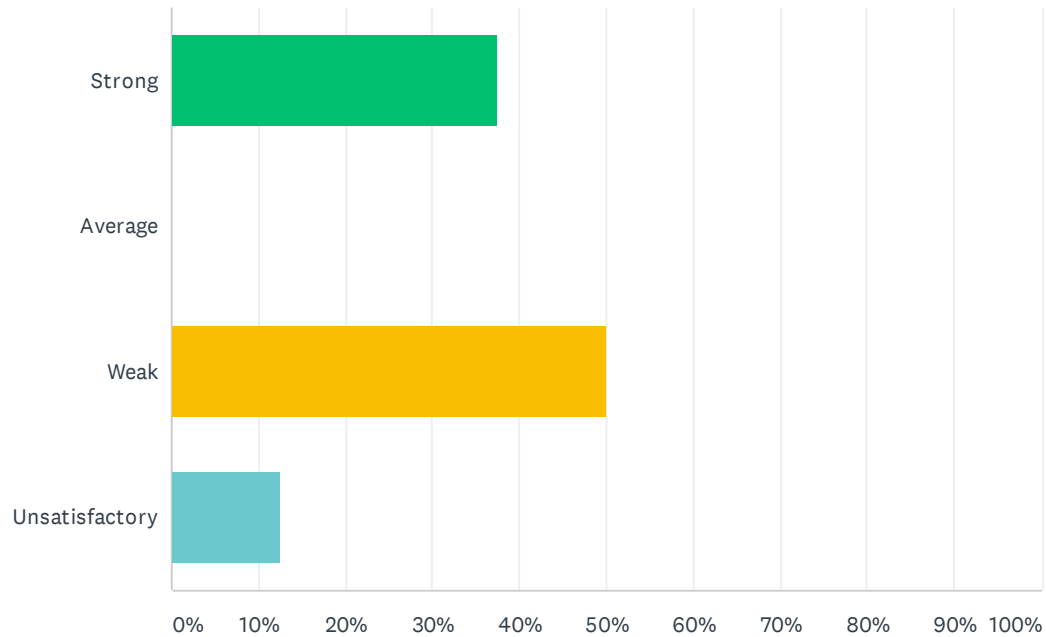
Answered: 8 Skipped: 4



ANSWER CHOICES	RESPONSES	
Strong	25.00%	2
Average	25.00%	2
Weak	37.50%	3
Unsatisfactory	12.50%	1
TOTAL		8

Q27 The site principal is accessible to discuss special education issues.

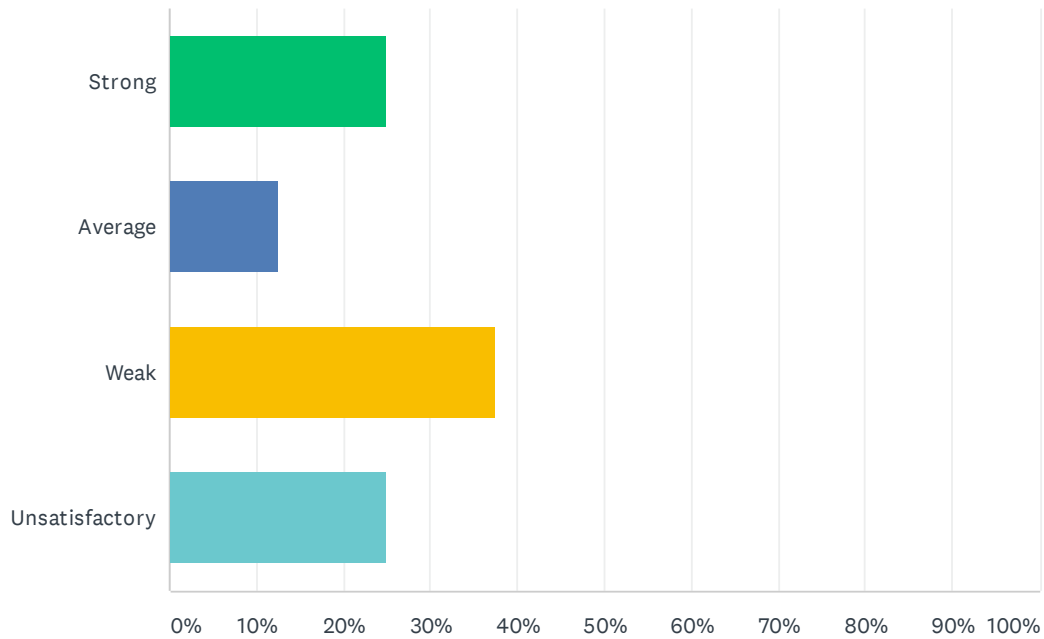
Answered: 8 Skipped: 4



ANSWER CHOICES	RESPONSES	
Strong	37.50%	3
Average	0.00%	0
Weak	50.00%	4
Unsatisfactory	12.50%	1
TOTAL		8

Q28 The site principal promotes equal opportunities for all students to learn.

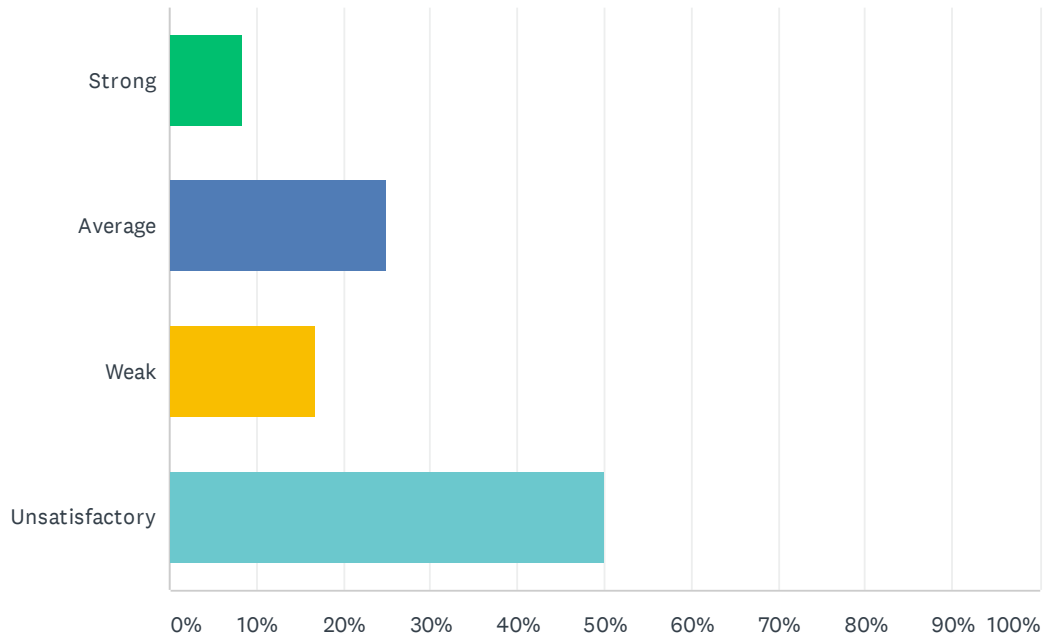
Answered: 8 Skipped: 4



ANSWER CHOICES	RESPONSES	
Strong	25.00%	2
Average	12.50%	1
Weak	37.50%	3
Unsatisfactory	25.00%	2
TOTAL		8

Q29 PBIS is used effectively and is improving behavior.

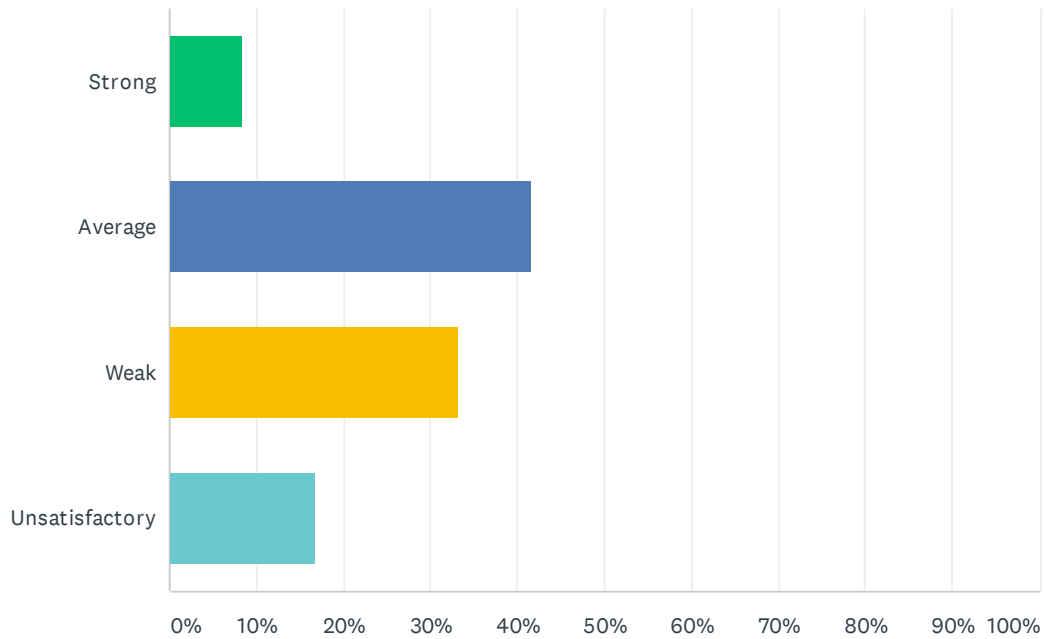
Answered: 12 Skipped: 0



ANSWER CHOICES	RESPONSES	
Strong	8.33%	1
Average	25.00%	3
Weak	16.67%	2
Unsatisfactory	50.00%	6
TOTAL		12

Q30 PBIS and Behavior Intervention Specialists are creating a safer environment at my site.

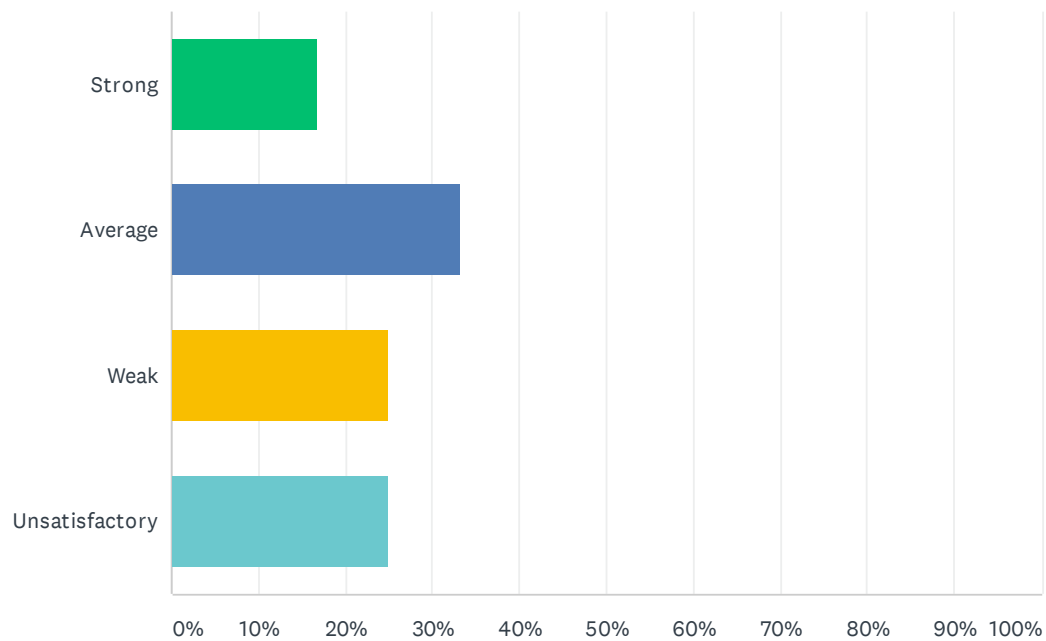
Answered: 12 Skipped: 0



ANSWER CHOICES	RESPONSES	
Strong	8.33%	1
Average	41.67%	5
Weak	33.33%	4
Unsatisfactory	16.67%	2
TOTAL		12

Q31 Staff and students feel safe at my site.

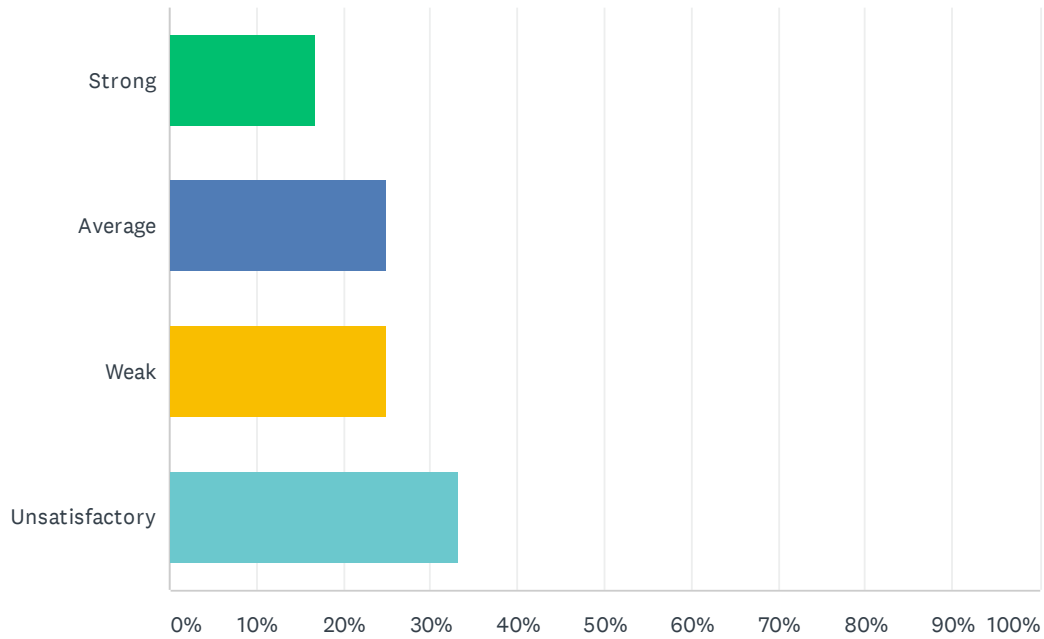
Answered: 12 Skipped: 0



ANSWER CHOICES	RESPONSES	
Strong	16.67%	2
Average	33.33%	4
Weak	25.00%	3
Unsatisfactory	25.00%	3
TOTAL		12

Q32 Discipline is improving at my site and not interfering with learning.

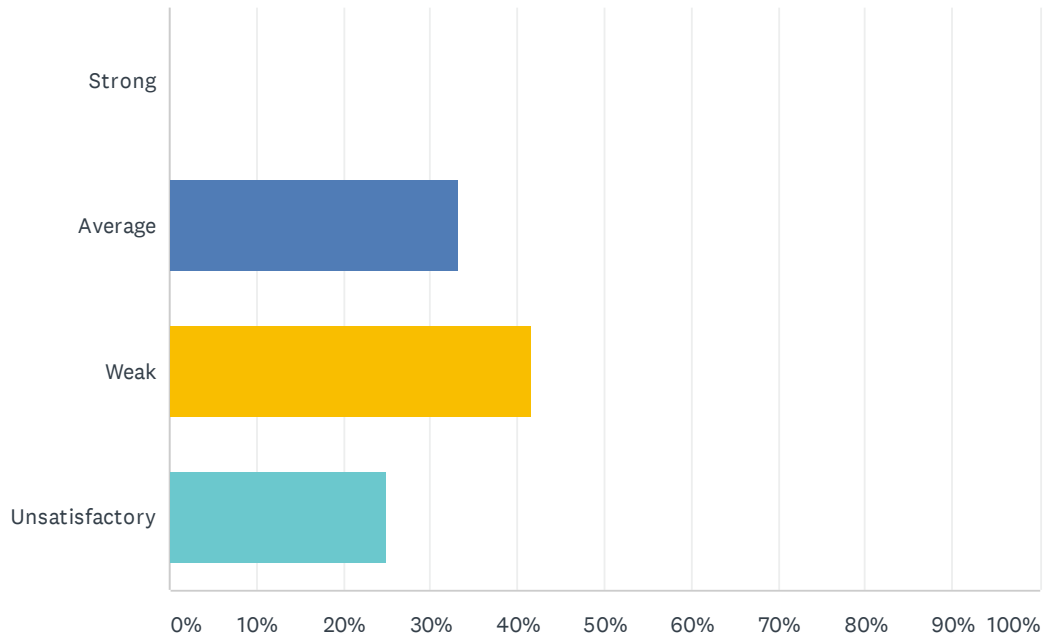
Answered: 12 Skipped: 0



ANSWER CHOICES	RESPONSES	
Strong	16.67%	2
Average	25.00%	3
Weak	25.00%	3
Unsatisfactory	33.33%	4
TOTAL		12

Q33 Positive referrals are an effective tool in improving discipline.

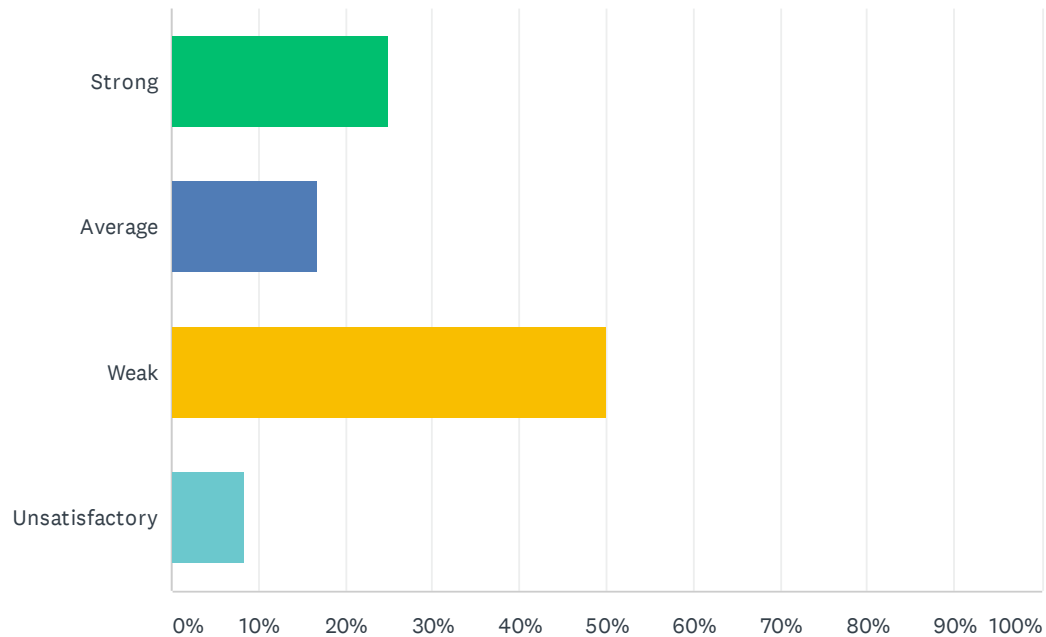
Answered: 12 Skipped: 0



ANSWER CHOICES	RESPONSES	
Strong	0.00%	0
Average	33.33%	4
Weak	41.67%	5
Unsatisfactory	25.00%	3
TOTAL		12

Q34 When ODR's (office disciplinary referral) are written the teacher's word is valued and trusted.

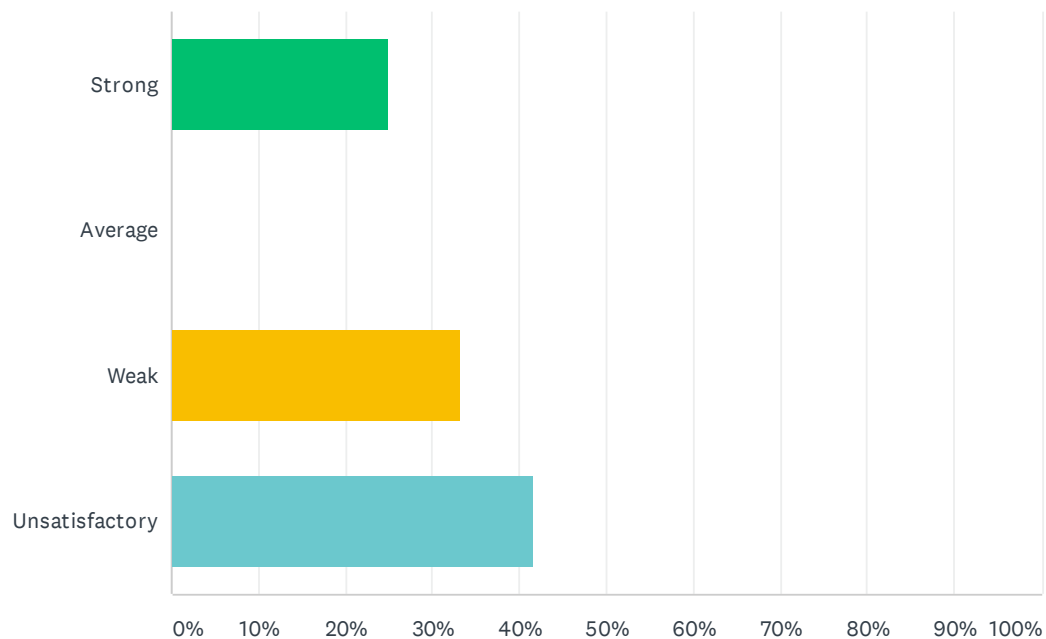
Answered: 12 Skipped: 0



ANSWER CHOICES	RESPONSES	
Strong	25.00%	3
Average	16.67%	2
Weak	50.00%	6
Unsatisfactory	8.33%	1
TOTAL		12

Q35 My site has a positive atmosphere.

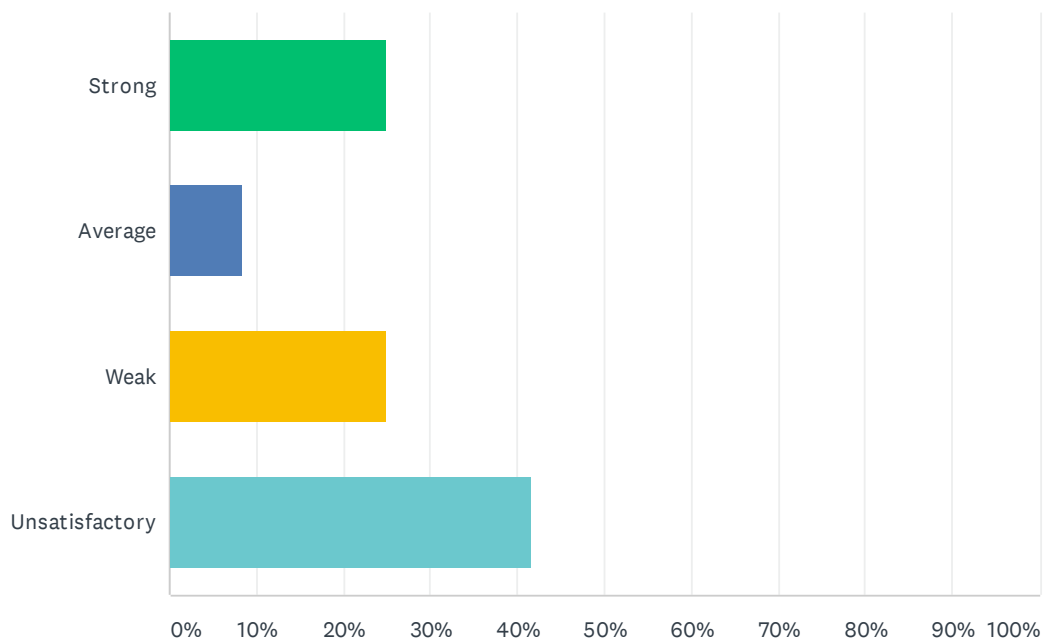
Answered: 12 Skipped: 0



ANSWER CHOICES	RESPONSES	
Strong	25.00%	3
Average	0.00%	0
Weak	33.33%	4
Unsatisfactory	41.67%	5
TOTAL		12

Q36 I would recommend my site to other employees and prospective teachers.

Answered: 12 Skipped: 0



ANSWER CHOICES	RESPONSES	
Strong	25.00%	3
Average	8.33%	1
Weak	25.00%	3
Unsatisfactory	41.67%	5
TOTAL		12

Q1 School Site (If you work at multiple sites choose your home site OR complete a survey for each site at which you spend significant time.)

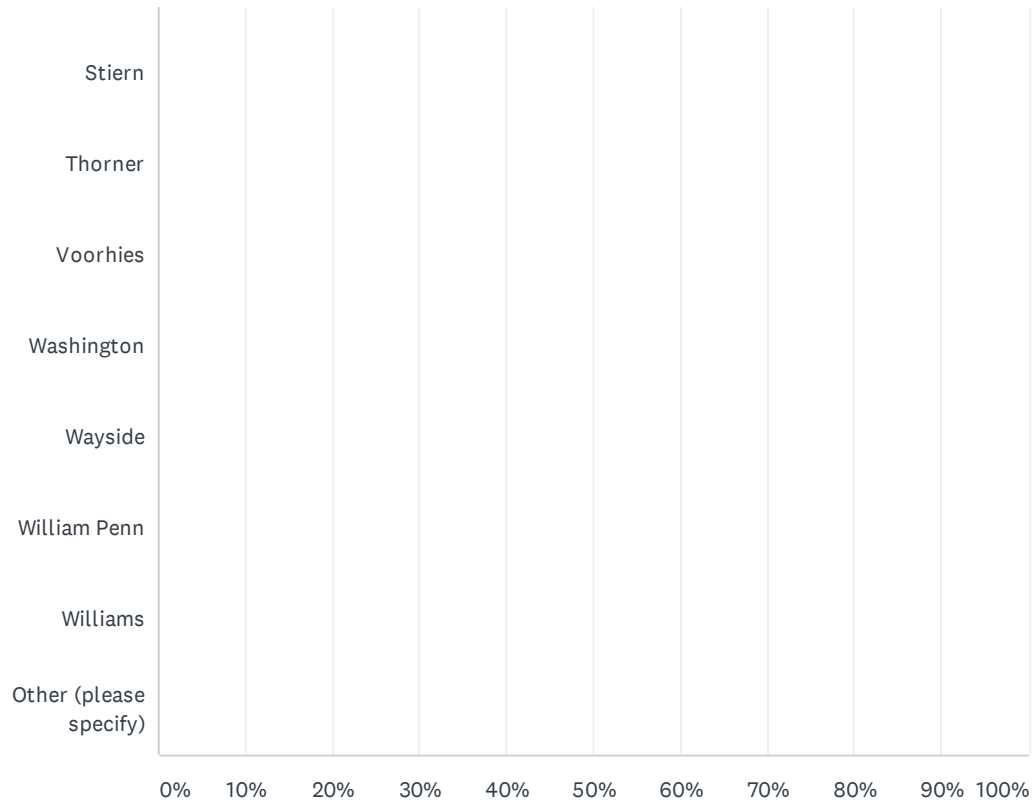
Answered: 27 Skipped: 0

Casa Loma									
Cato									
Chavez									
Chipman									
College Hts									
Compton									
Curran									
Downtown									
Ed Center									
Eissler									
Emerson									
Evergreen									
Fletcher									
Frank West									
Franklin									
Fremont									
Garza									
Harding									

2019-2020 BETA Administration/Site Climate Survey

Harris										
Horace Mann										
Hort										
Jefferson										
Longfellow										
McKinley										
Mt.Vernon										
Munsey										
Nichols										
Noble										
Nurses										
Owens Intermediate										
Owens Primary										
Pauly										
Pioneer										
Rafer Johnson										
Roosevelt										
Sequoia										
Sierra										
Special Ed Office										
Stella Hills										

2019-2020 BETA Administration/Site Climate Survey



2019-2020 BETA Administration/Site Climate Survey

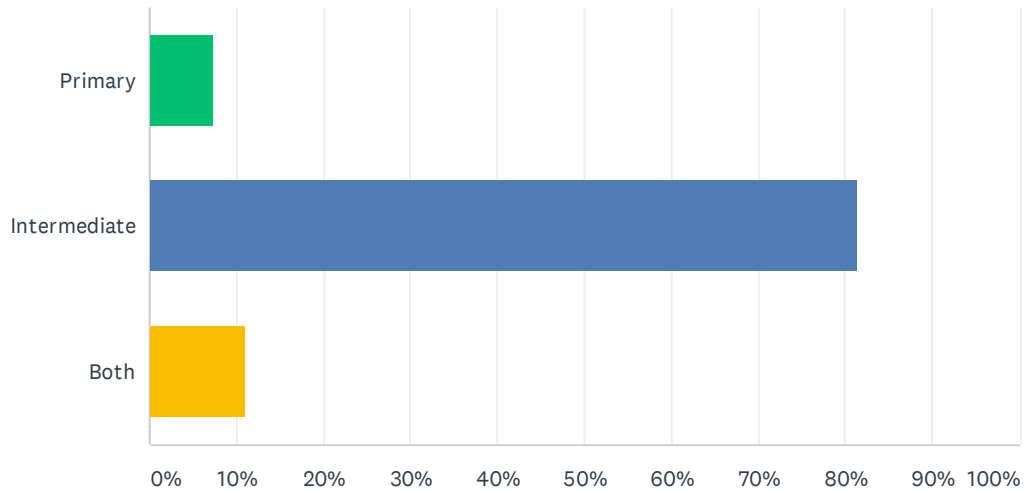
ANSWER CHOICES	RESPONSES	
Casa Loma	0.00%	0
Cato	0.00%	0
Chavez	0.00%	0
Chipman	0.00%	0
College Hts	0.00%	0
Compton	0.00%	0
Curran	0.00%	0
Downtown	0.00%	0
Ed Center	0.00%	0
Eissler	0.00%	0
Emerson	0.00%	0
Evergreen	0.00%	0
Fletcher	0.00%	0
Frank West	0.00%	0
Franklin	0.00%	0
Fremont	0.00%	0
Garza	0.00%	0
Harding	0.00%	0
Harris	0.00%	0
Horace Mann	0.00%	0
Hort	0.00%	0
Jefferson	0.00%	0
Longfellow	0.00%	0
McKinley	0.00%	0
Mt.Vernon	0.00%	0
Munsey	0.00%	0
Nichols	0.00%	0
Noble	0.00%	0
Nurses	0.00%	0
Owens Intermediate	100.00%	27
Owens Primary	0.00%	0
Pauly	0.00%	0

2019-2020 BETA Administration/Site Climate Survey

Pioneer	0.00%	0
Rafer Johnson	0.00%	0
Roosevelt	0.00%	0
Sequoia	0.00%	0
Sierra	0.00%	0
Special Ed Office	0.00%	0
Stella Hills	0.00%	0
Stiern	0.00%	0
Thorner	0.00%	0
Voorhies	0.00%	0
Washington	0.00%	0
Wayside	0.00%	0
William Penn	0.00%	0
Williams	0.00%	0
Other (please specify)	0.00%	0
Total Respondents: 27		

Q2 Instructional Grade Level or Support Services

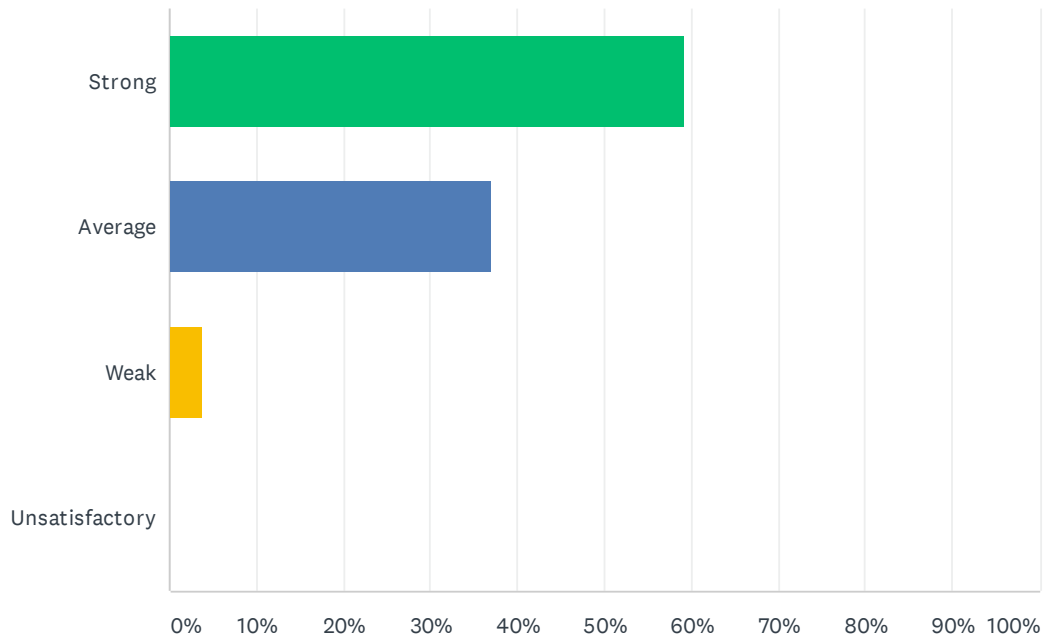
Answered: 27 Skipped: 0



ANSWER CHOICES	RESPONSES	
Primary	7.41%	2
Intermediate	81.48%	22
Both	11.11%	3
TOTAL		27

Q3 Site administration is sensitive to the needs of students, staff, and community.

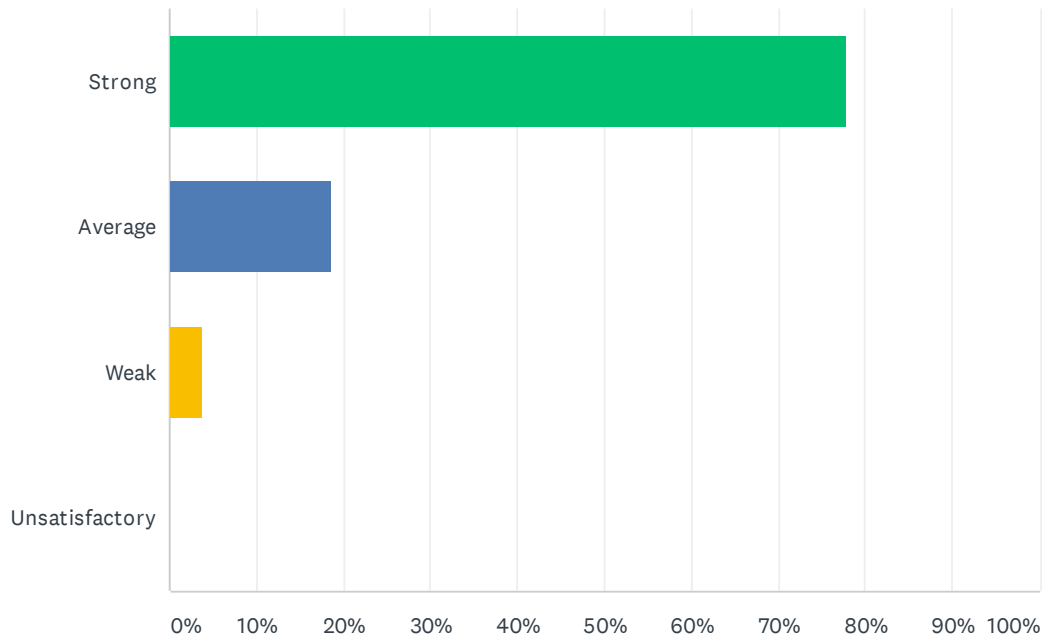
Answered: 27 Skipped: 0



ANSWER CHOICES	RESPONSES	
Strong	59.26%	16
Average	37.04%	10
Weak	3.70%	1
Unsatisfactory	0.00%	0
TOTAL		27

Q4 Site administration treats staff with respect; you feel like a valued member of a team

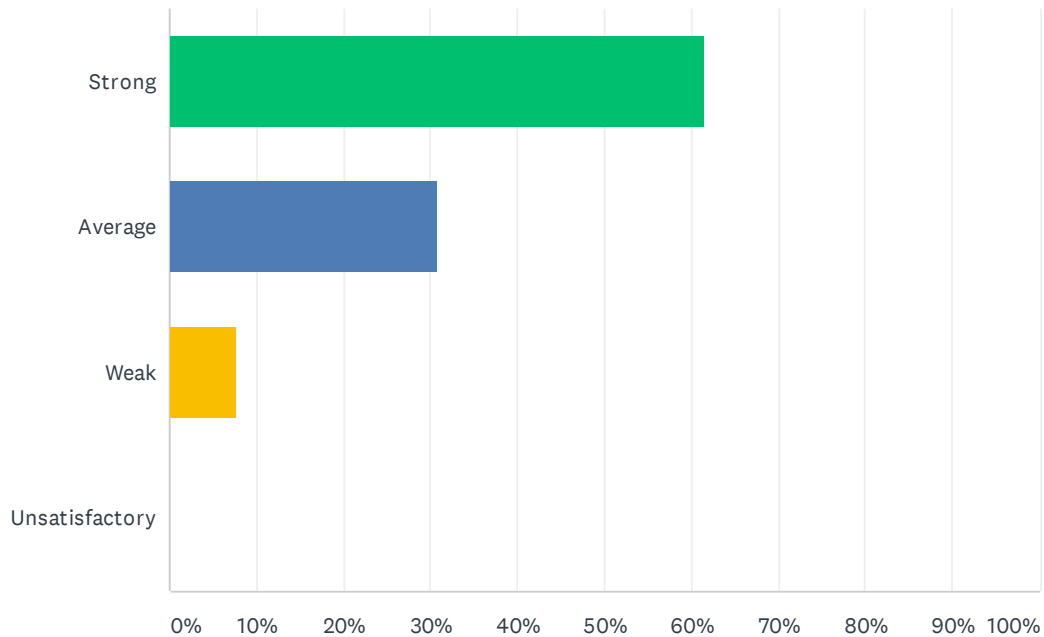
Answered: 27 Skipped: 0



ANSWER CHOICES	RESPONSES	
Strong	77.78%	21
Average	18.52%	5
Weak	3.70%	1
Unsatisfactory	0.00%	0
TOTAL		27

Q5 Site administration conducts classroom visits (walk-through) in least the disruptive manner and leaves timely feedback (within 24 hours).

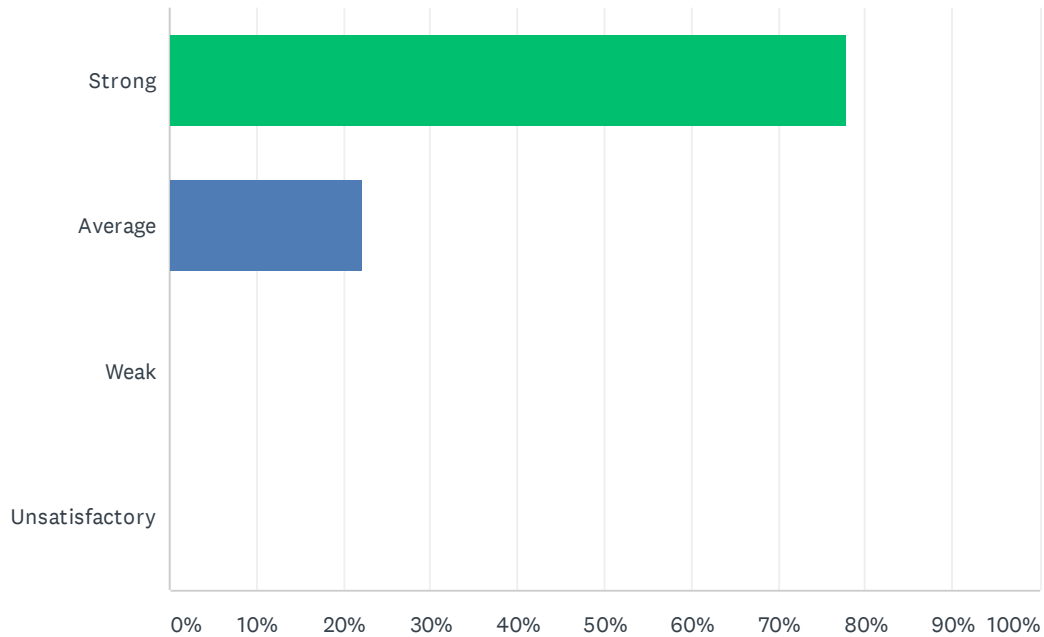
Answered: 26 Skipped: 1



ANSWER CHOICES	RESPONSES	
Strong	61.54%	16
Average	30.77%	8
Weak	7.69%	2
Unsatisfactory	0.00%	0
TOTAL		26

Q6 Site administration follows the contract and respects personal rights.

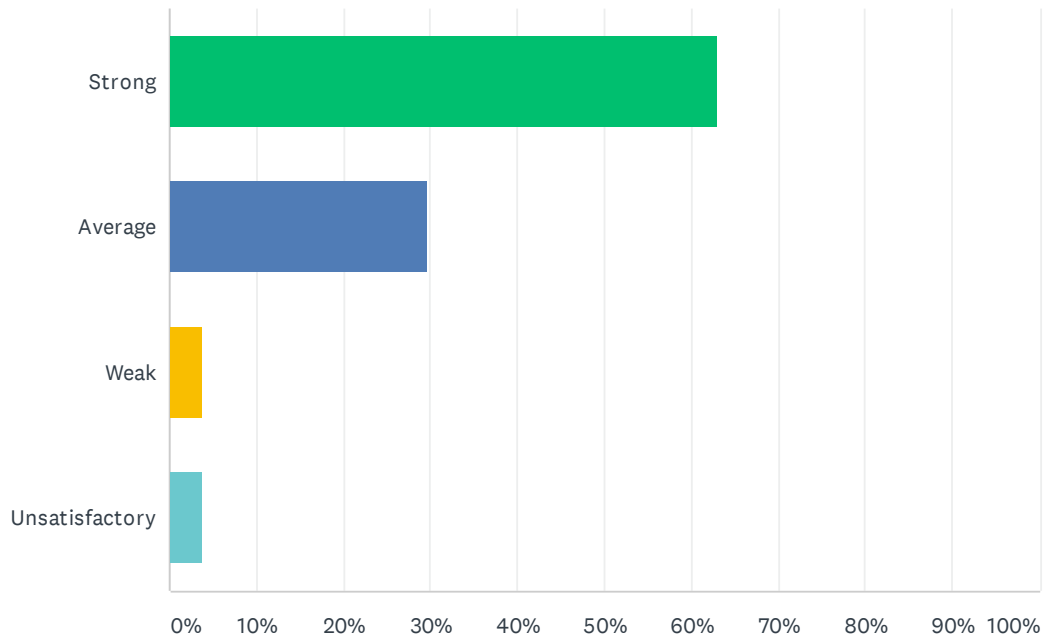
Answered: 27 Skipped: 0



ANSWER CHOICES	RESPONSES	
Strong	77.78%	21
Average	22.22%	6
Weak	0.00%	0
Unsatisfactory	0.00%	0
TOTAL		27

Q7 Administration utilizes staff according to their job description (ie. Coaches, APL's, Specialists & Staff).

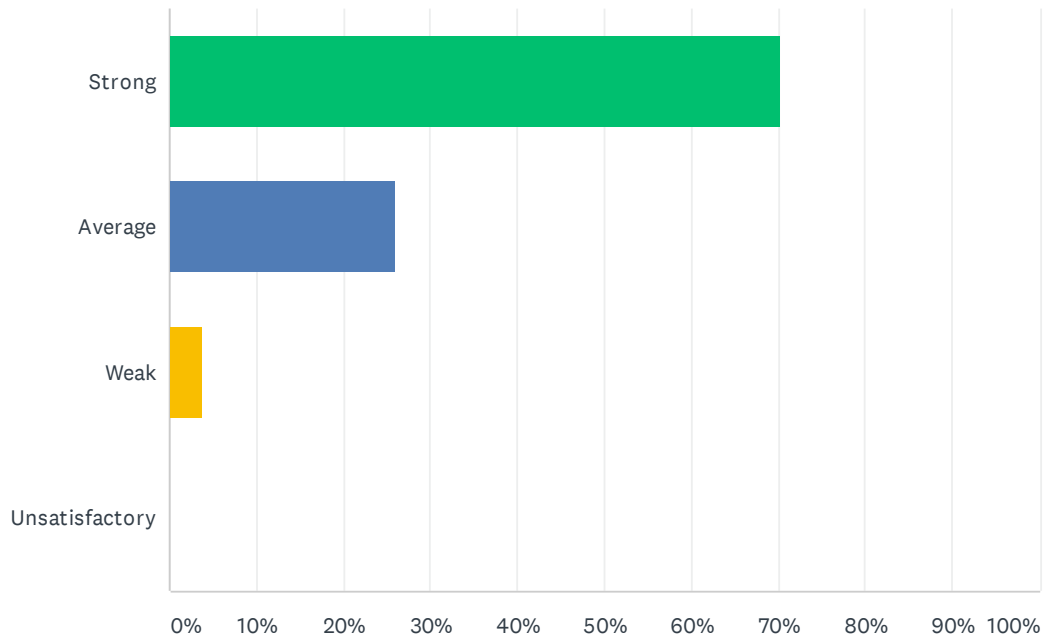
Answered: 27 Skipped: 0



ANSWER CHOICES	RESPONSES	
Strong	62.96%	17
Average	29.63%	8
Weak	3.70%	1
Unsatisfactory	3.70%	1
TOTAL		27

Q8 Administration maintains open communication with staff, parents, and students.

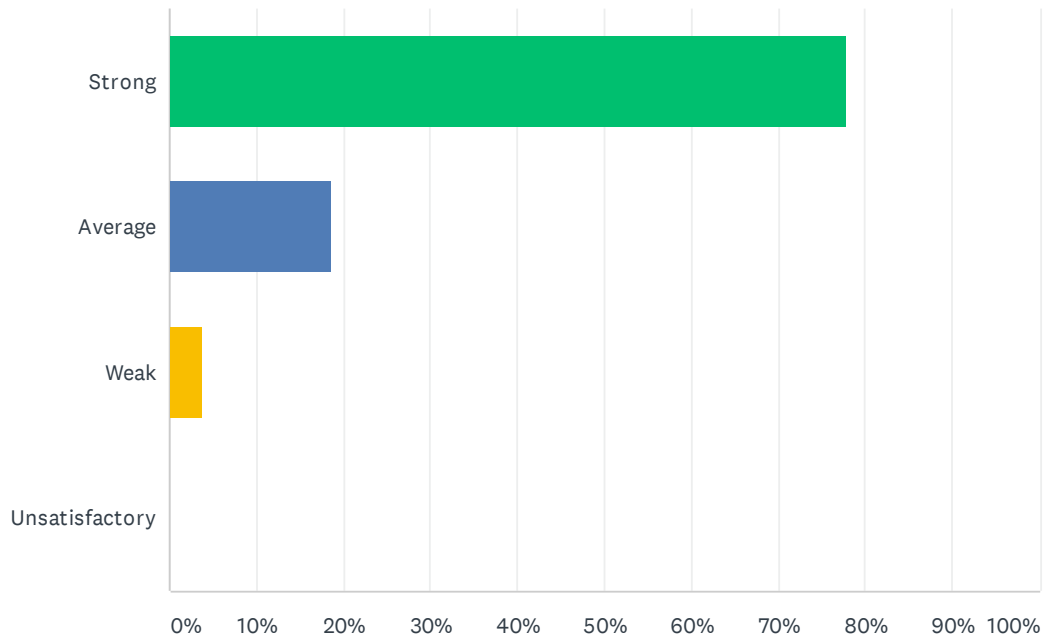
Answered: 27 Skipped: 0



ANSWER CHOICES	RESPONSES	
Strong	70.37%	19
Average	25.93%	7
Weak	3.70%	1
Unsatisfactory	0.00%	0
TOTAL		27

Q9 Administration supports staff against attacks and criticism from parents.

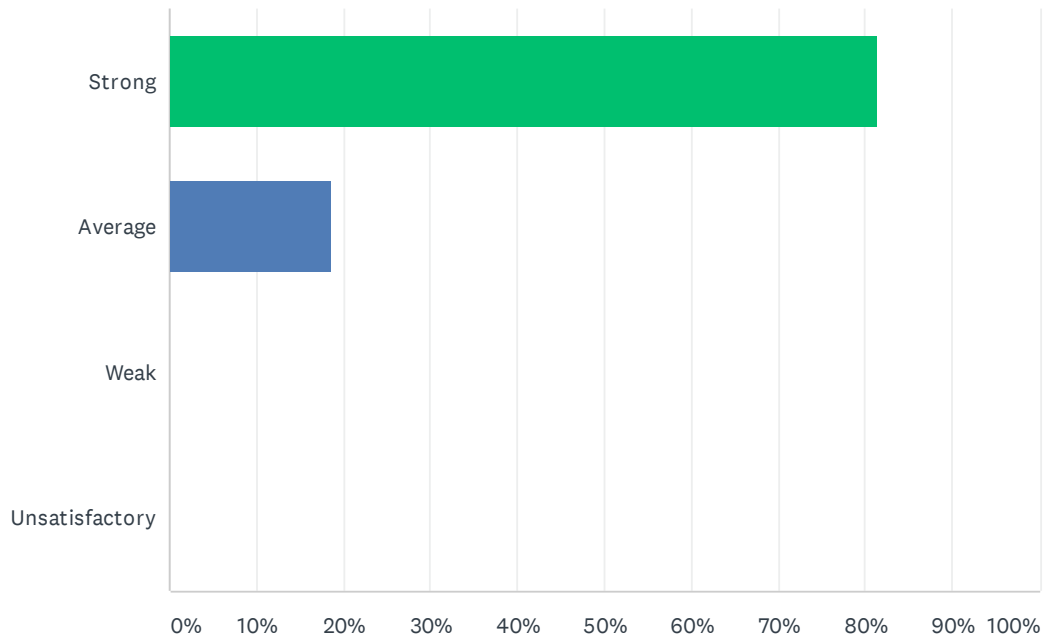
Answered: 27 Skipped: 0



ANSWER CHOICES	RESPONSES	
Strong	77.78%	21
Average	18.52%	5
Weak	3.70%	1
Unsatisfactory	0.00%	0
TOTAL		27

Q10 Site administration treats all teachers equally; there is no preferential treatment.

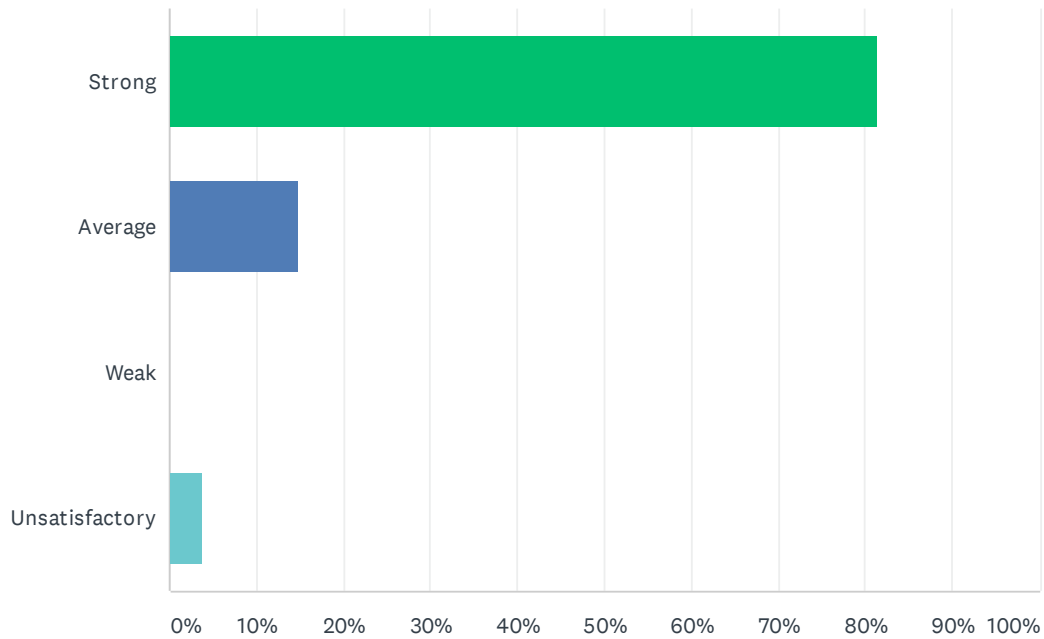
Answered: 27 Skipped: 0



ANSWER CHOICES	RESPONSES	
Strong	81.48%	22
Average	18.52%	5
Weak	0.00%	0
Unsatisfactory	0.00%	0
TOTAL		27

Q11 Administration supports classroom discipline procedures and follows District discipline guidelines.

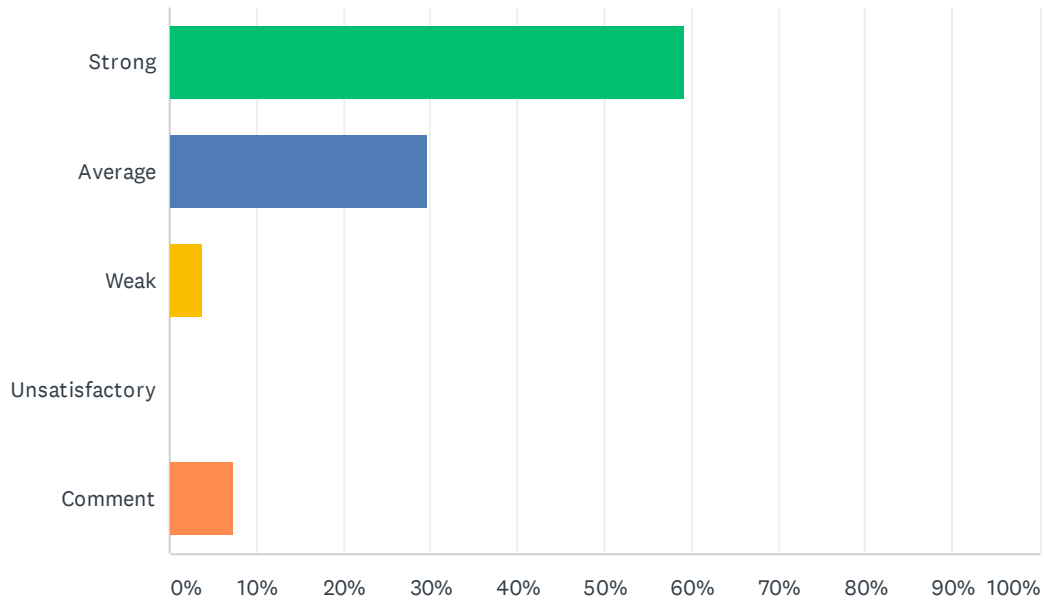
Answered: 27 Skipped: 0



ANSWER CHOICES	RESPONSES	
Strong	81.48%	22
Average	14.81%	4
Weak	0.00%	0
Unsatisfactory	3.70%	1
TOTAL		27

Q12 Administration processes ODR's (Office Disciplinary Referrals) within 48 hours and supports staff when discipline moves beyond classroom managed behaviors.

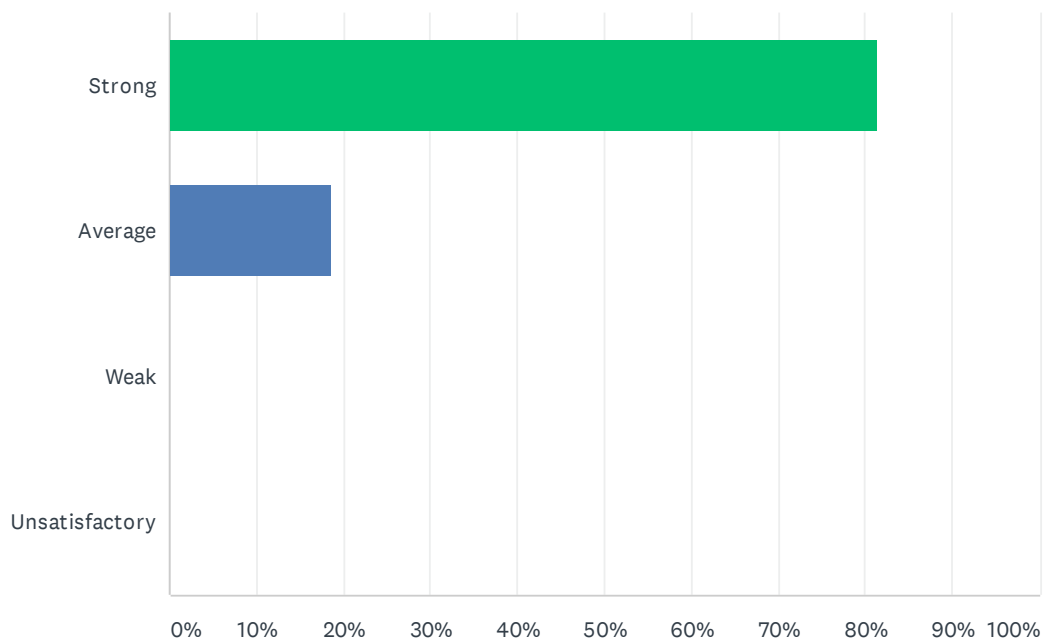
Answered: 27 Skipped: 0



ANSWER CHOICES	RESPONSES	
Strong	59.26%	16
Average	29.63%	8
Weak	3.70%	1
Unsatisfactory	0.00%	0
Comment	7.41%	2
TOTAL		27

Q13 Administration treats teachers as professionals; the teacher's word is not disregarded in favor of the student's.

Answered: 27 Skipped: 0



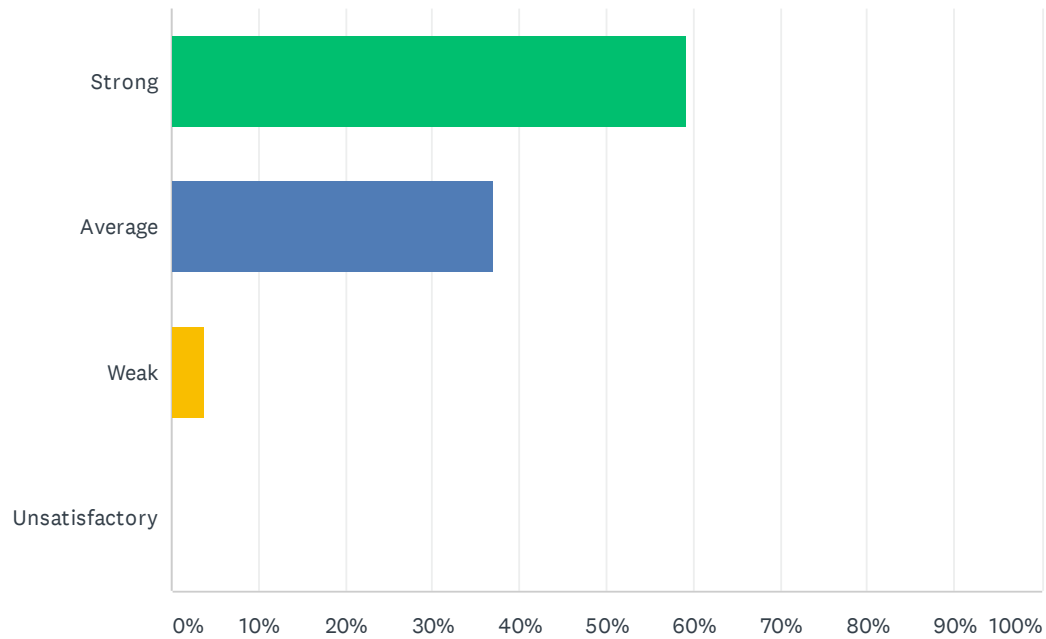
ANSWER CHOICES	RESPONSES	
Strong	81.48%	22
Average	18.52%	5
Weak	0.00%	0
Unsatisfactory	0.00%	0
TOTAL		27

Q14 How do you feel that your administration positively/negatively impacts working conditions at your site?

Answered: 20 Skipped: 7

Q15 Site staff is involved in setting school policies and budgetary priorities.

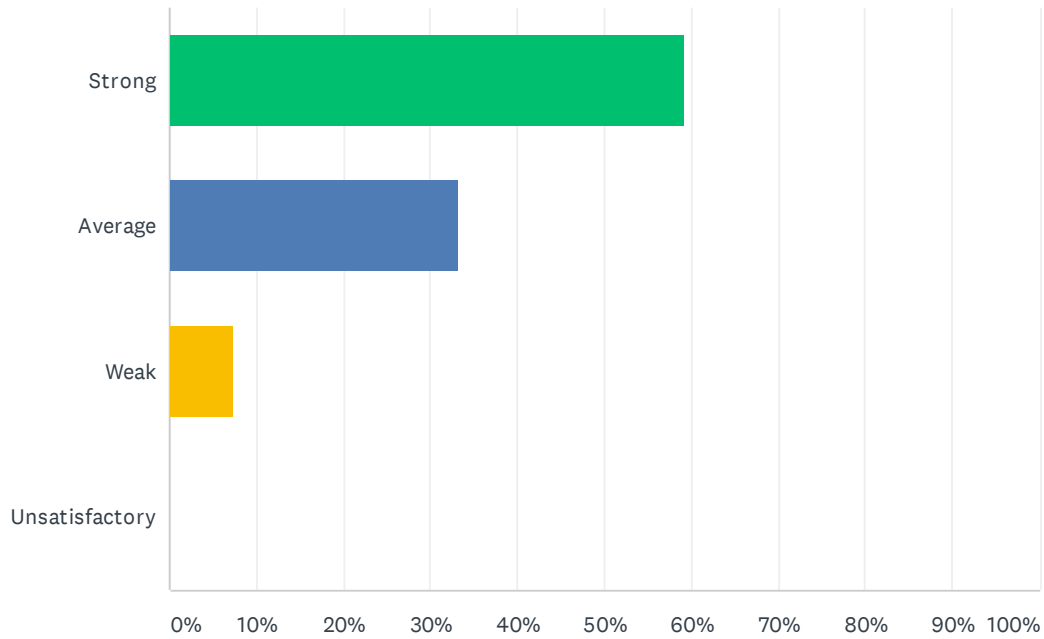
Answered: 27 Skipped: 0



ANSWER CHOICES	RESPONSES	
Strong	59.26%	16
Average	37.04%	10
Weak	3.70%	1
Unsatisfactory	0.00%	0
TOTAL		27

Q16 Site meetings are productive and not excessive.

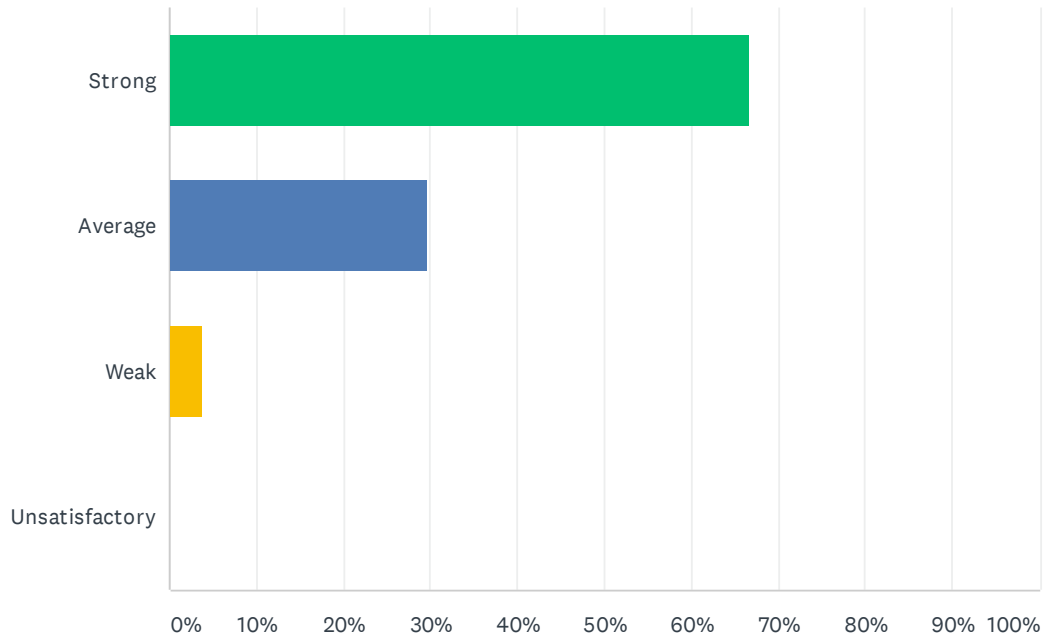
Answered: 27 Skipped: 0



ANSWER CHOICES	RESPONSES	
Strong	59.26%	16
Average	33.33%	9
Weak	7.41%	2
Unsatisfactory	0.00%	0
TOTAL		27

Q17 Bank days are used for PLC activities; Site administration uses two Bank Days a month and staff gets uninterrupted planning/preparation time twice a month during Bank Days.

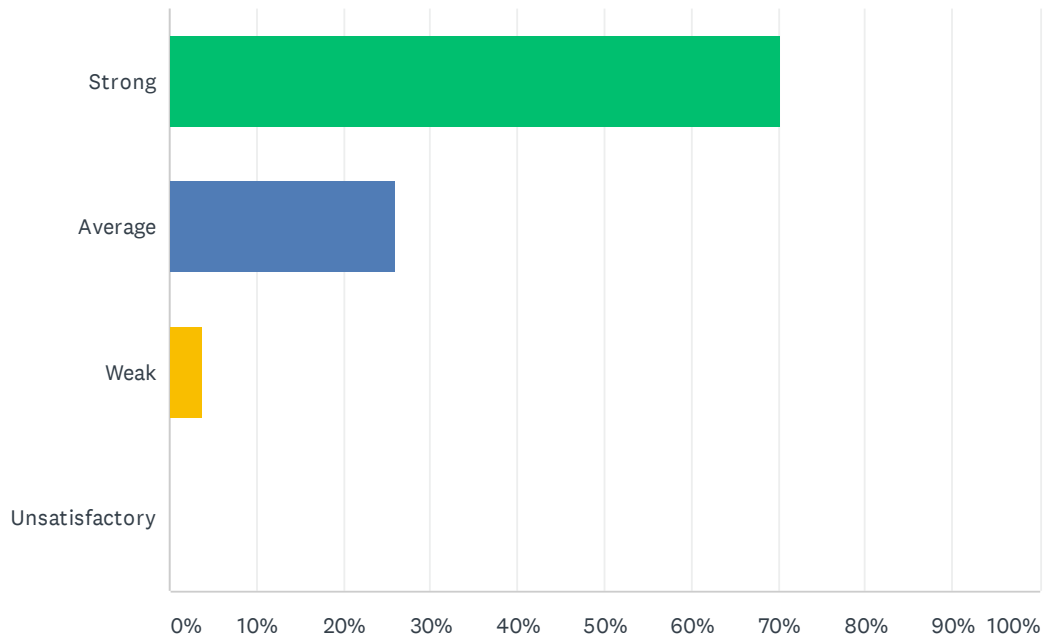
Answered: 27 Skipped: 0



ANSWER CHOICES	RESPONSES	
Strong	66.67%	18
Average	29.63%	8
Weak	3.70%	1
Unsatisfactory	0.00%	0
TOTAL		27

Q18 My site receives daily consecutive uninterrupted planning/preparation time. (30 minutes / 40 minutes)

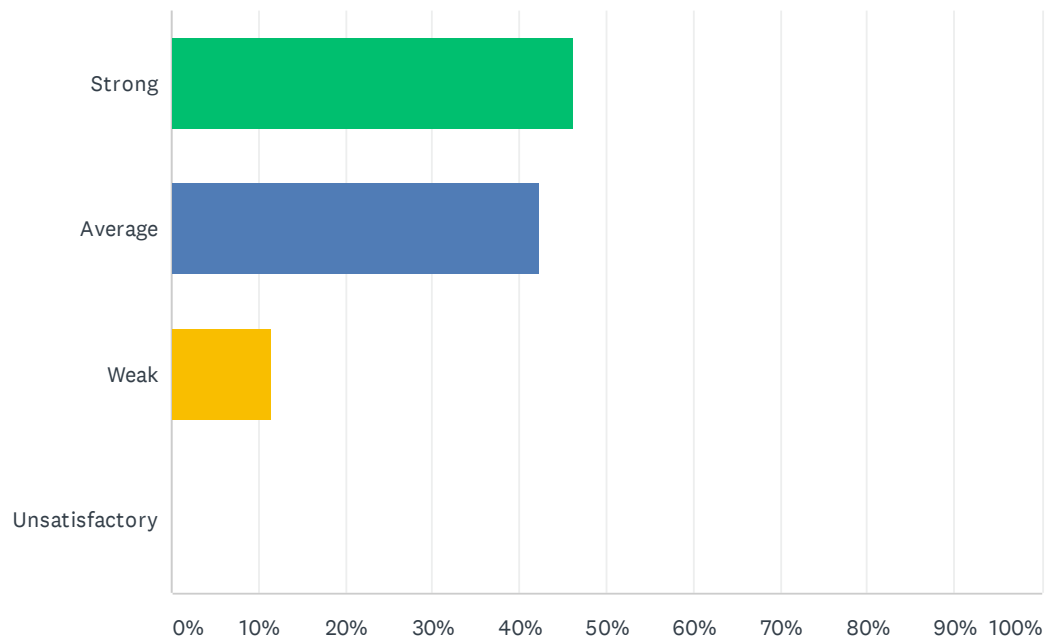
Answered: 27 Skipped: 0



ANSWER CHOICES	RESPONSES	
Strong	70.37%	19
Average	25.93%	7
Weak	3.70%	1
Unsatisfactory	0.00%	0
TOTAL		27

Q19 Staff is given time to input district required data (ie. Benchmarks, Dibels, CFAs, Report Card, and etc).

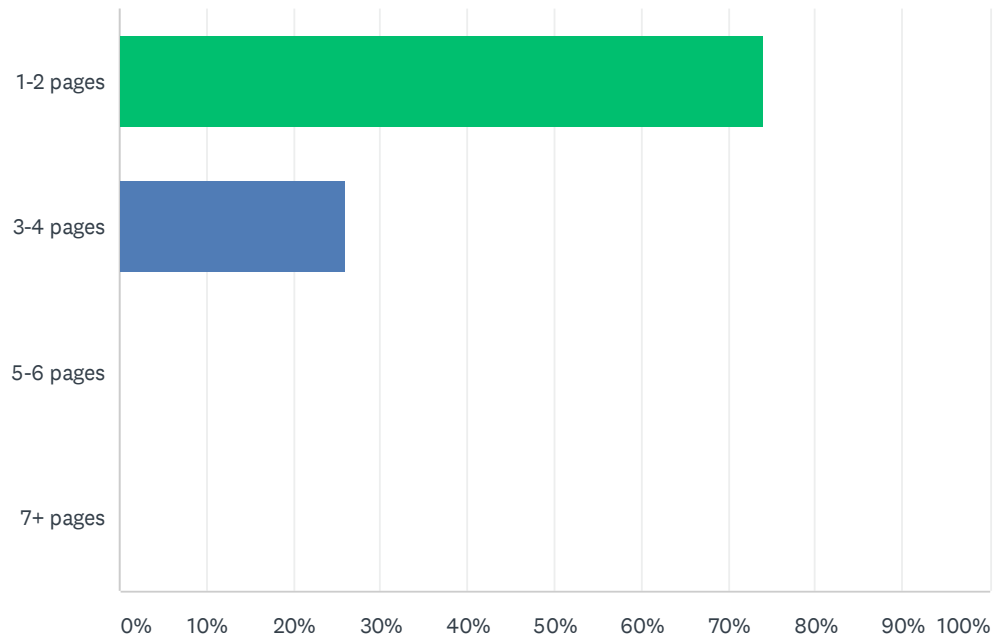
Answered: 26 Skipped: 1



ANSWER CHOICES	RESPONSES	
Strong	46.15%	12
Average	42.31%	11
Weak	11.54%	3
Unsatisfactory	0.00%	0
TOTAL		26

Q20 Teachers are required to submit complete, but not excessively lengthy lesson plans.

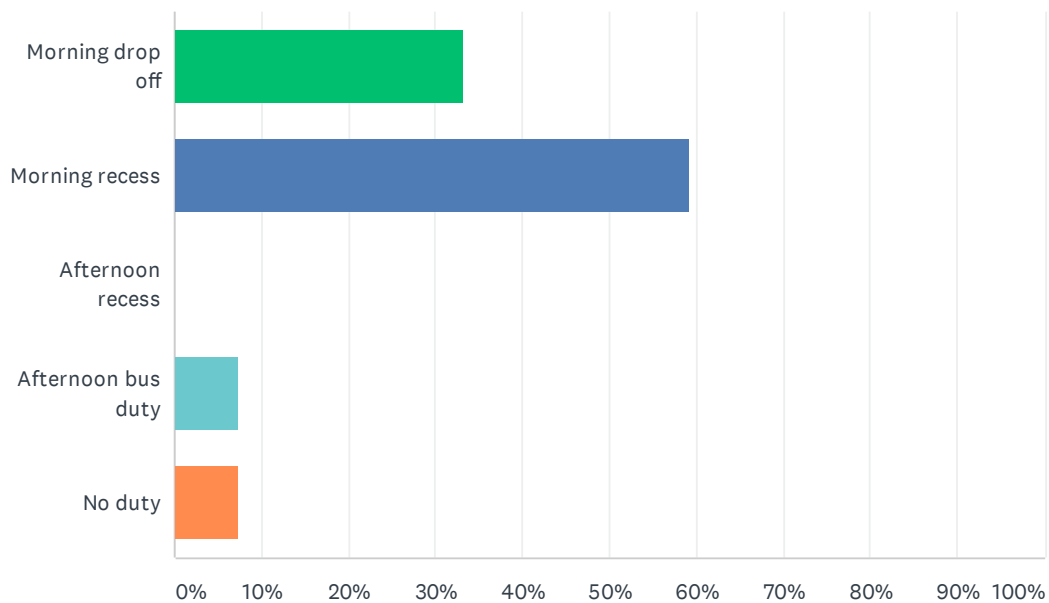
Answered: 27 Skipped: 0



ANSWER CHOICES	RESPONSES	
1-2 pages	74.07%	20
3-4 pages	25.93%	7
5-6 pages	0.00%	0
7+ pages	0.00%	0
TOTAL		27

Q21 Staff has recess and/or bus duty.

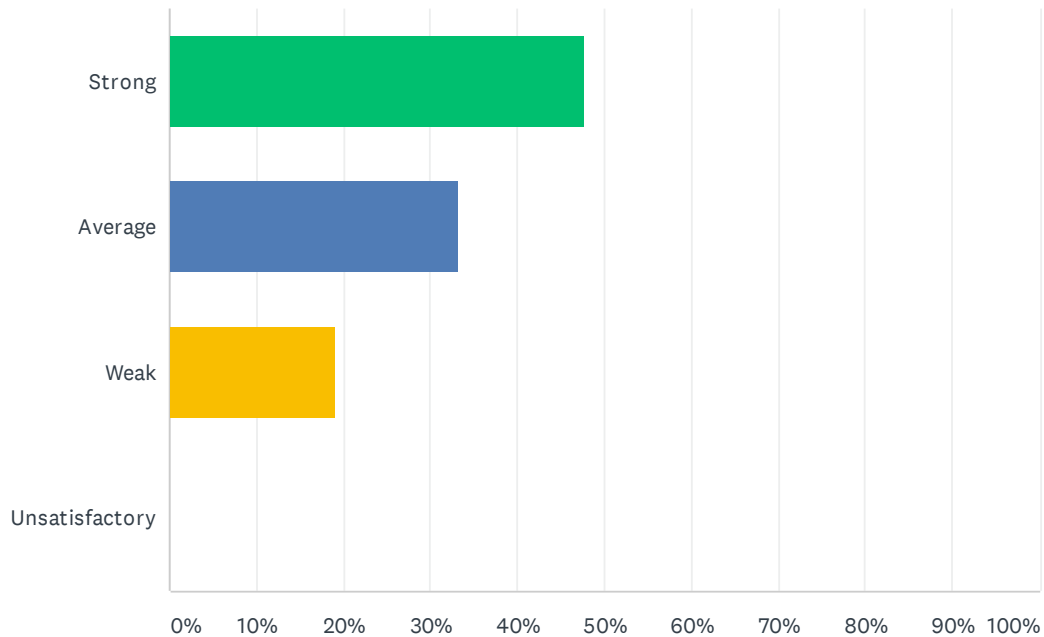
Answered: 27 Skipped: 0



ANSWER CHOICES	RESPONSES	
Morning drop off	33.33%	9
Morning recess	59.26%	16
Afternoon recess	0.00%	0
Afternoon bus duty	7.41%	2
No duty	7.41%	2
Total Respondents: 27		

Q22 The Special Education Department is assisting you with your questions, problems, and concerns.

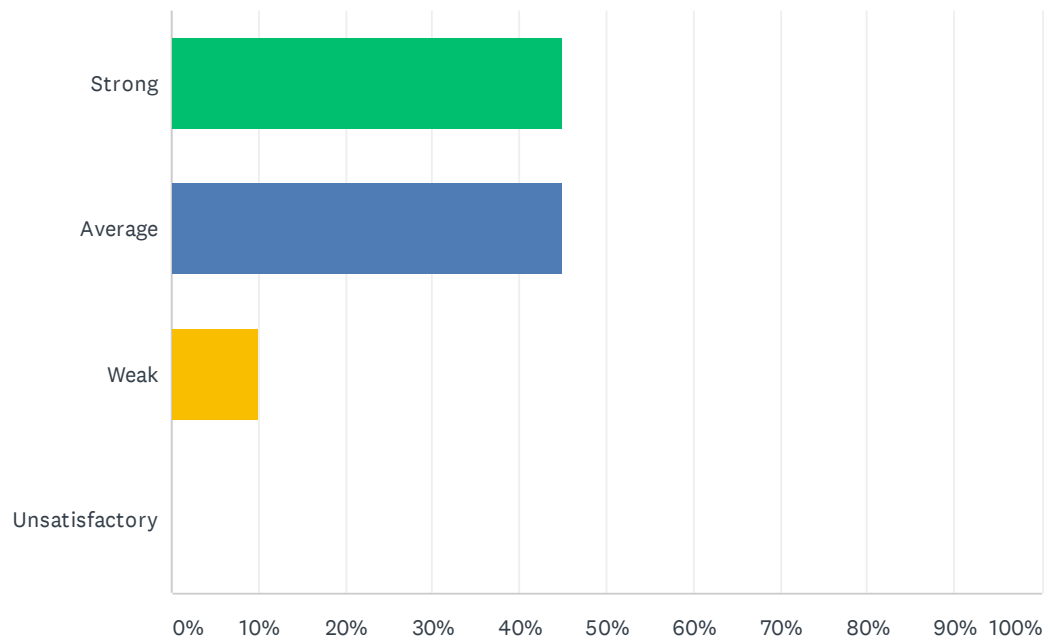
Answered: 21 Skipped: 6



ANSWER CHOICES	RESPONSES	
Strong	47.62%	10
Average	33.33%	7
Weak	19.05%	4
Unsatisfactory	0.00%	0
TOTAL		21

Q23 Special Education class size is balanced within each program to ensure student safety and individualized instruction.

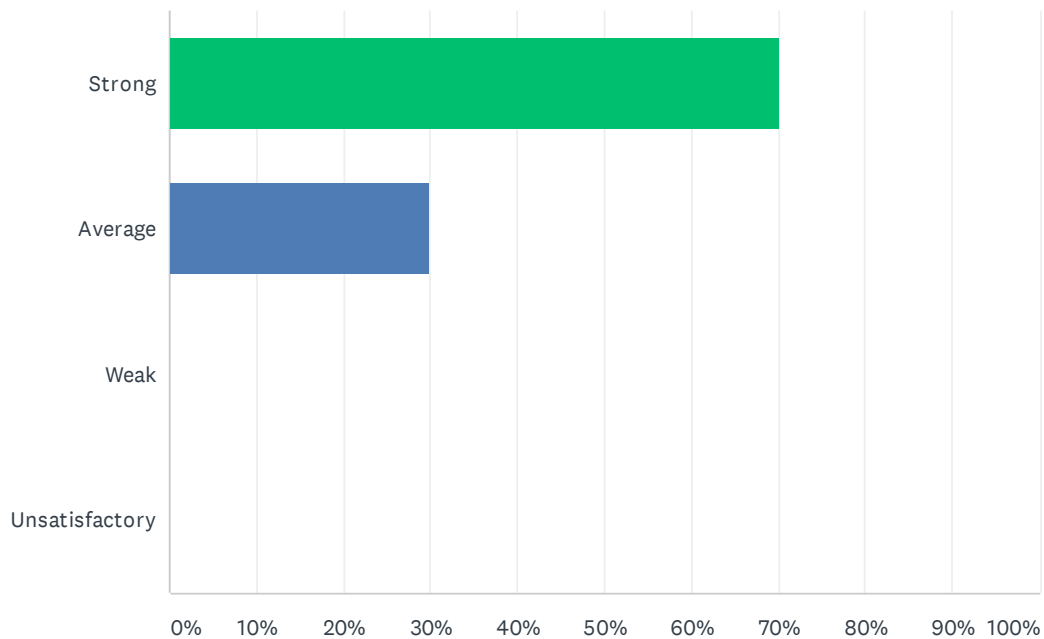
Answered: 20 Skipped: 7



ANSWER CHOICES	RESPONSES	
Strong	45.00%	9
Average	45.00%	9
Weak	10.00%	2
Unsatisfactory	0.00%	0
TOTAL		20

Q24 Special education teachers have opportunities to participate in school-based, content area staff development.

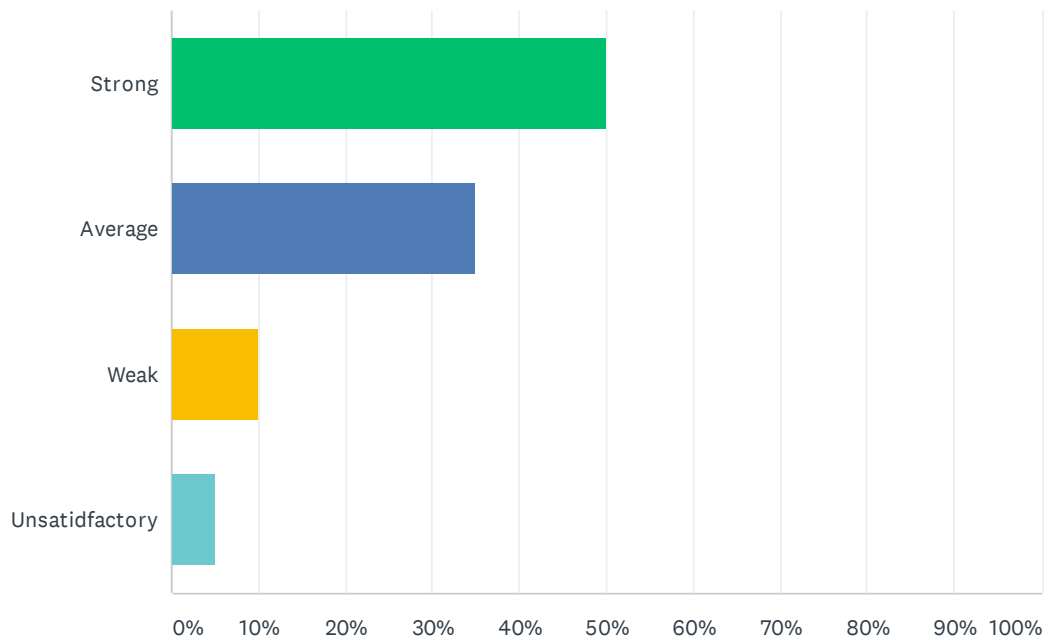
Answered: 20 Skipped: 7



ANSWER CHOICES	RESPONSES	
Strong	70.00%	14
Average	30.00%	6
Weak	0.00%	0
Unsatisfactory	0.00%	0
TOTAL		20

Q25 Special education teachers have needed access to ALL instructional resources provided to the general education teachers.

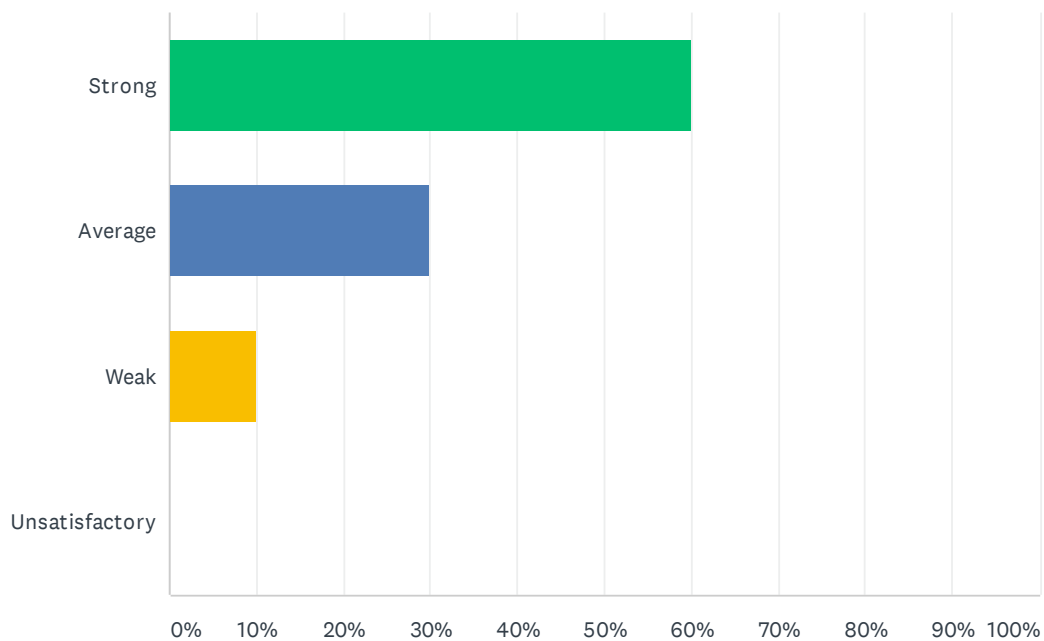
Answered: 20 Skipped: 7



ANSWER CHOICES	RESPONSES	
Strong	50.00%	10
Average	35.00%	7
Weak	10.00%	2
Unsatisfactory	5.00%	1
TOTAL		20

Q26 Special education teachers are adequately trained in the administration of state assessments and District IEP's.

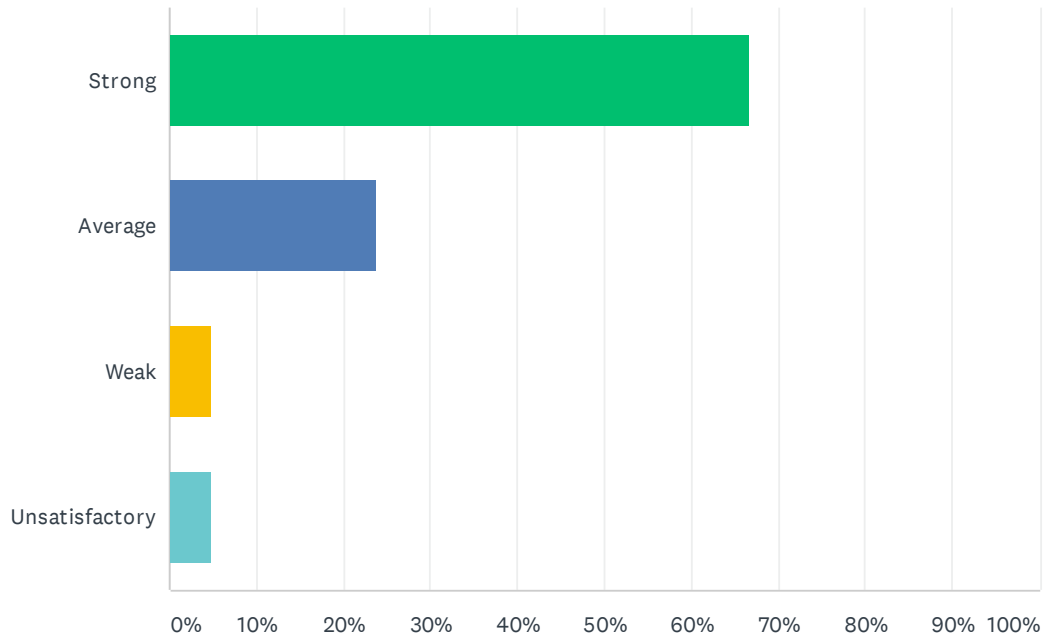
Answered: 20 Skipped: 7



ANSWER CHOICES	RESPONSES	
Strong	60.00%	12
Average	30.00%	6
Weak	10.00%	2
Unsatisfactory	0.00%	0
TOTAL		20

Q27 The site principal is accessible to discuss special education issues.

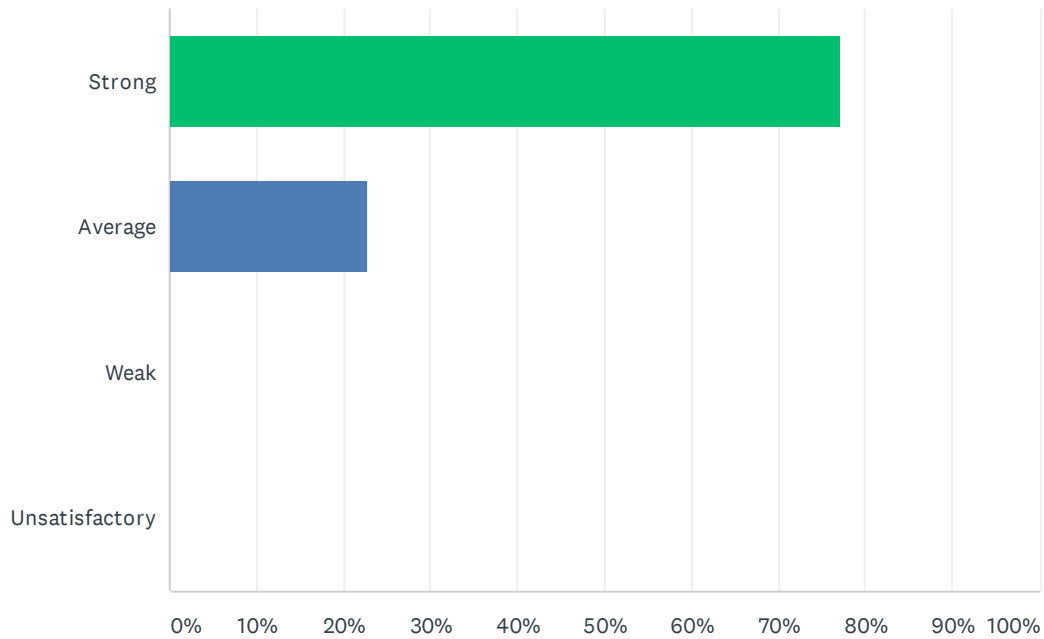
Answered: 21 Skipped: 6



ANSWER CHOICES	RESPONSES	
Strong	66.67%	14
Average	23.81%	5
Weak	4.76%	1
Unsatisfactory	4.76%	1
TOTAL		21

Q28 The site principal promotes equal opportunities for all students to learn.

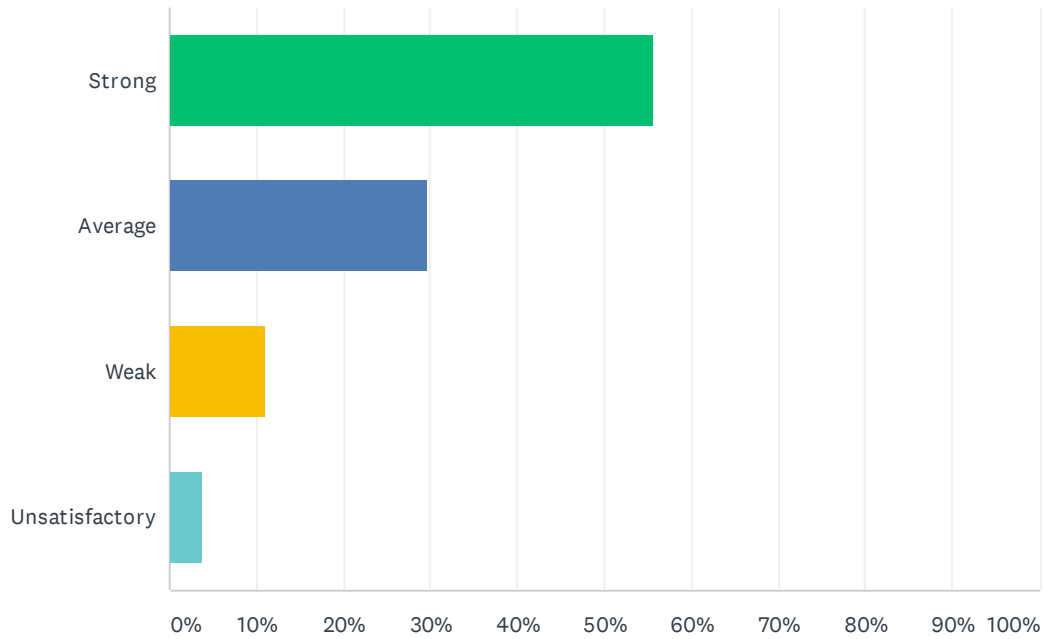
Answered: 22 Skipped: 5



ANSWER CHOICES	RESPONSES	
Strong	77.27%	17
Average	22.73%	5
Weak	0.00%	0
Unsatisfactory	0.00%	0
TOTAL		22

Q29 PBIS is used effectively and is improving behavior.

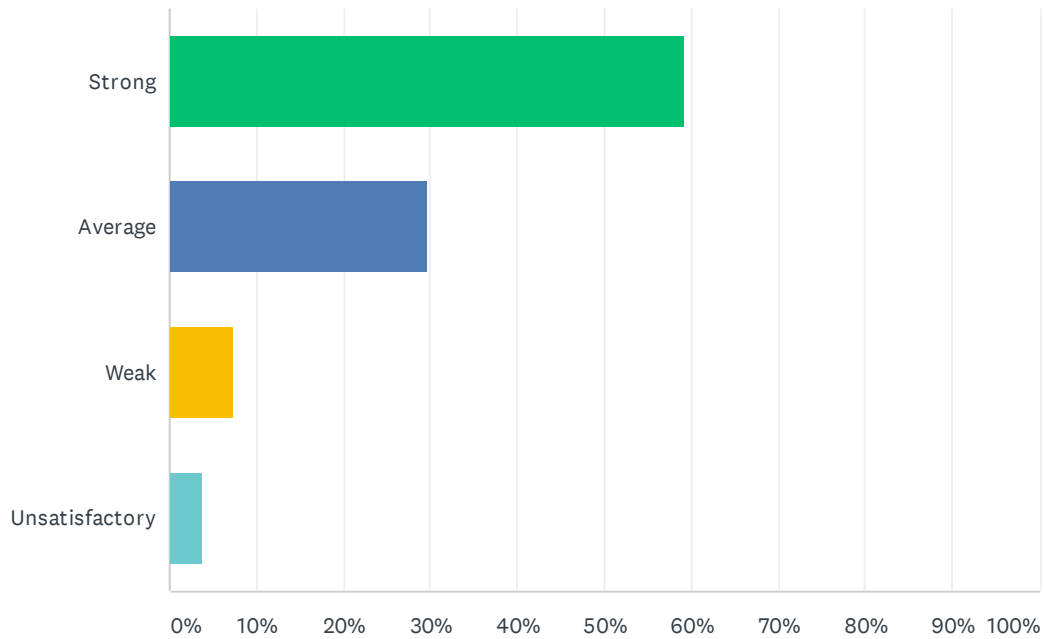
Answered: 27 Skipped: 0



ANSWER CHOICES	RESPONSES	
Strong	55.56%	15
Average	29.63%	8
Weak	11.11%	3
Unsatisfactory	3.70%	1
TOTAL		27

Q30 PBIS and Behavior Intervention Specialists are creating a safer environment at my site.

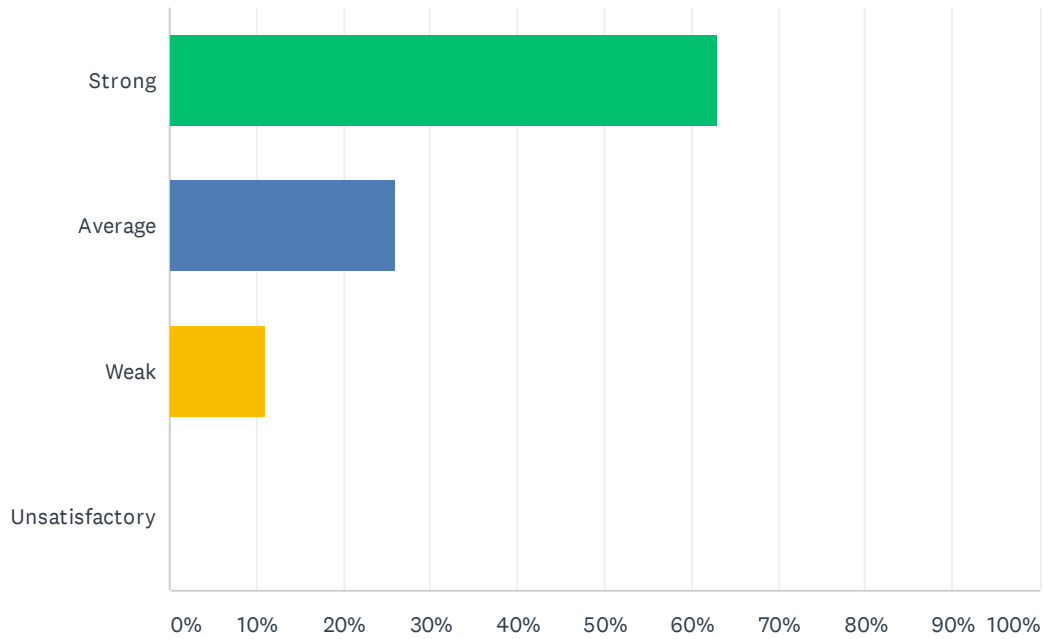
Answered: 27 Skipped: 0



ANSWER CHOICES	RESPONSES	
Strong	59.26%	16
Average	29.63%	8
Weak	7.41%	2
Unsatisfactory	3.70%	1
TOTAL		27

Q31 Staff and students feel safe at my site.

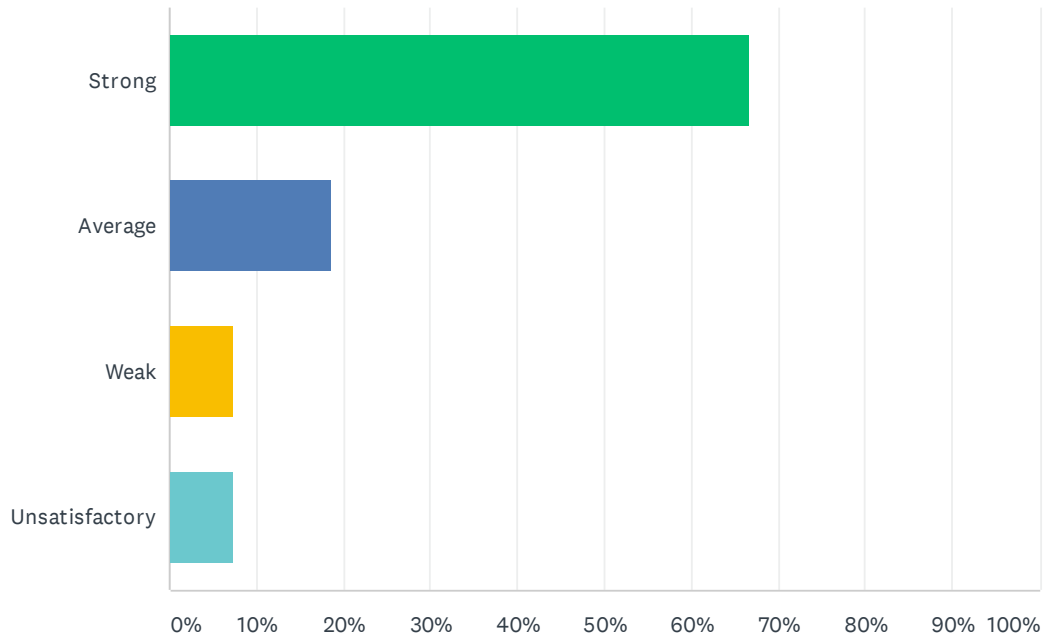
Answered: 27 Skipped: 0



ANSWER CHOICES	RESPONSES	
Strong	62.96%	17
Average	25.93%	7
Weak	11.11%	3
Unsatisfactory	0.00%	0
TOTAL		27

Q32 Discipline is improving at my site and not interfering with learning.

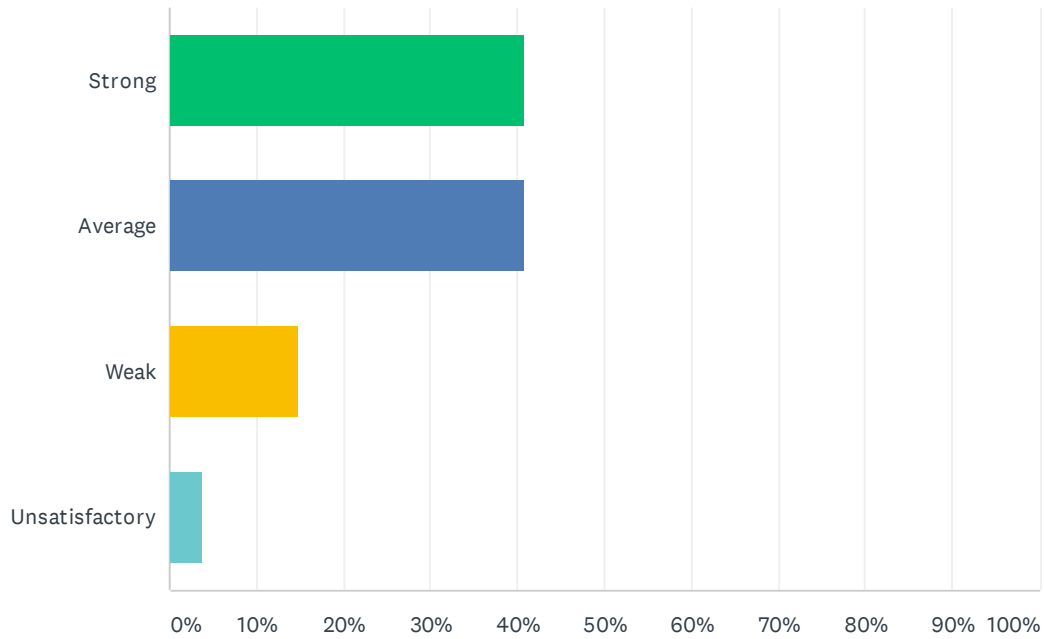
Answered: 27 Skipped: 0



ANSWER CHOICES	RESPONSES	
Strong	66.67%	18
Average	18.52%	5
Weak	7.41%	2
Unsatisfactory	7.41%	2
TOTAL		27

Q33 Positive referrals are an effective tool in improving discipline.

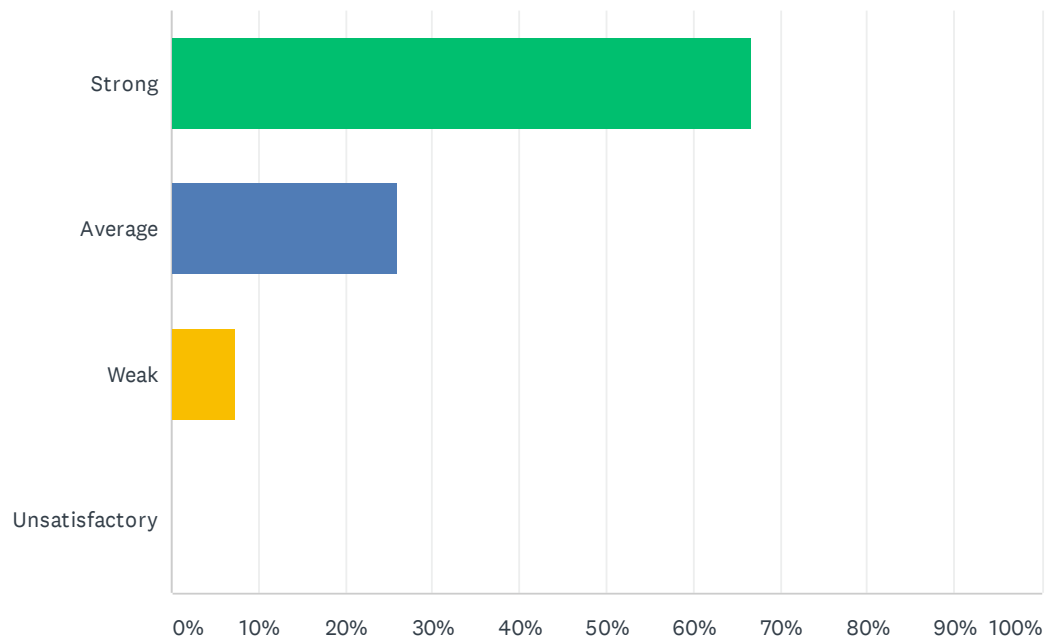
Answered: 27 Skipped: 0



ANSWER CHOICES	RESPONSES	
Strong	40.74%	11
Average	40.74%	11
Weak	14.81%	4
Unsatisfactory	3.70%	1
TOTAL		27

Q34 When ODR's (office disciplinary referral) are written the teacher's word is valued and trusted.

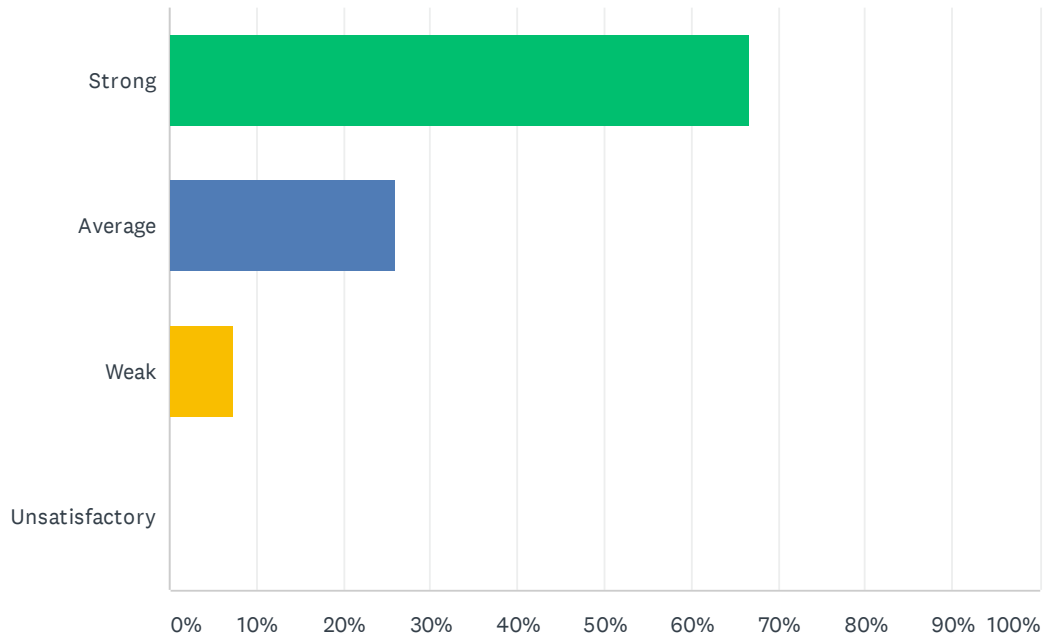
Answered: 27 Skipped: 0



ANSWER CHOICES	RESPONSES	
Strong	66.67%	18
Average	25.93%	7
Weak	7.41%	2
Unsatisfactory	0.00%	0
TOTAL		27

Q35 My site has a positive atmosphere.

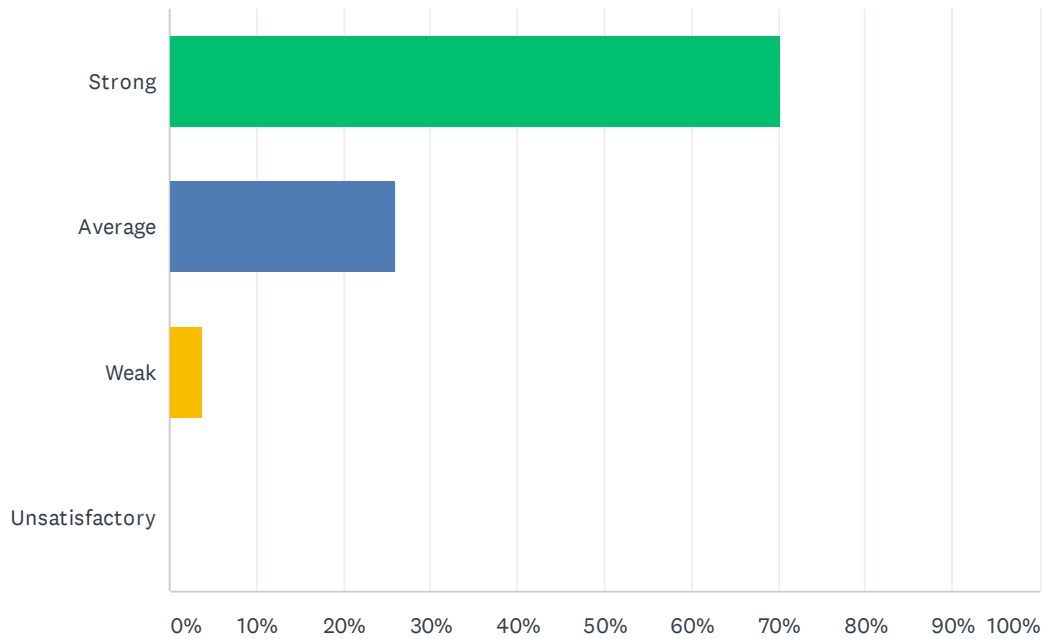
Answered: 27 Skipped: 0



ANSWER CHOICES	RESPONSES	
Strong	66.67%	18
Average	25.93%	7
Weak	7.41%	2
Unsatisfactory	0.00%	0
TOTAL		27

Q36 I would recommend my site to other employees and prospective teachers.

Answered: 27 Skipped: 0



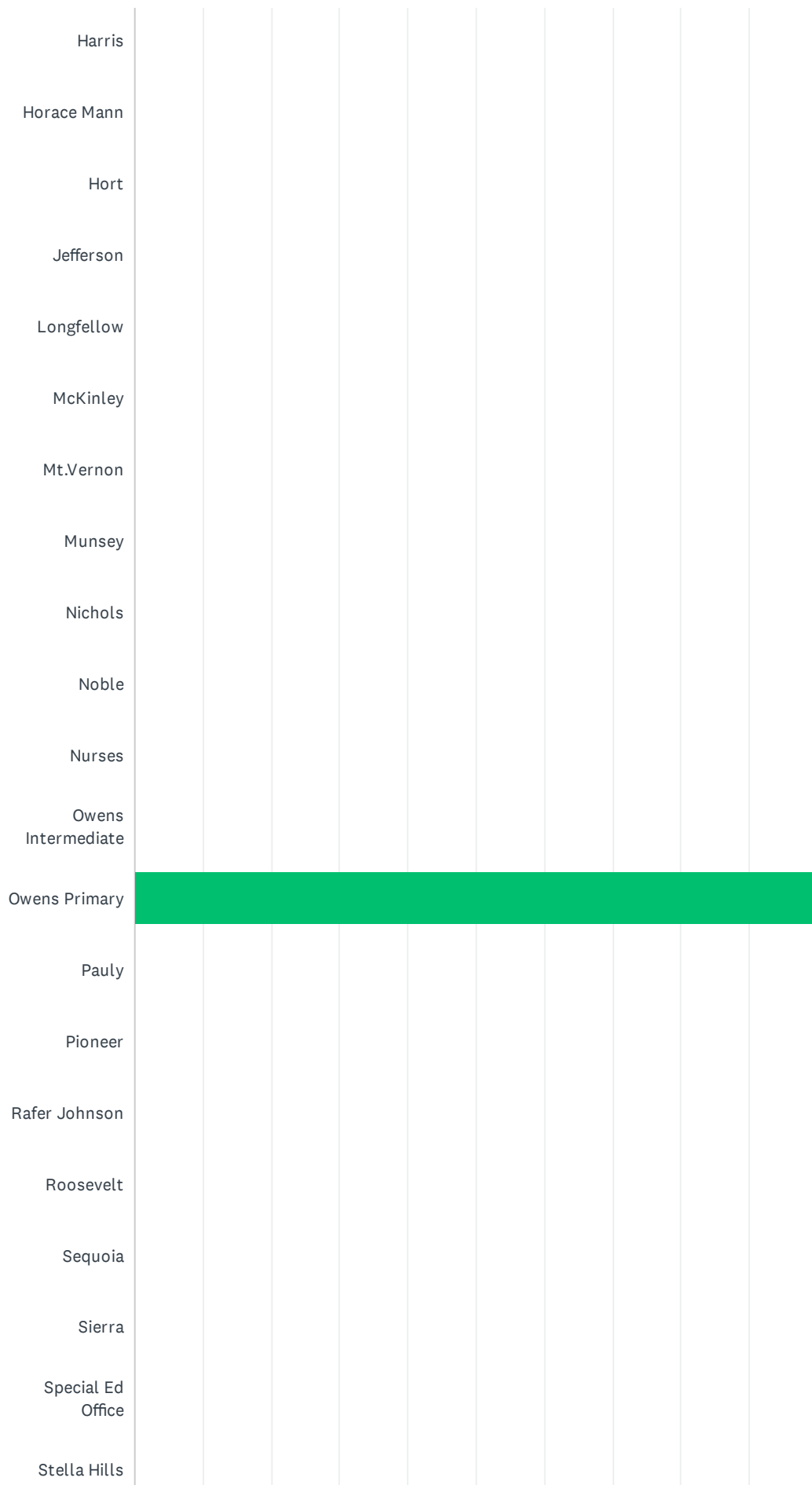
ANSWER CHOICES	RESPONSES	
Strong	70.37%	19
Average	25.93%	7
Weak	3.70%	1
Unsatisfactory	0.00%	0
TOTAL		27

Q1 School Site (If you work at multiple sites choose your home site OR complete a survey for each site at which you spend significant time.)

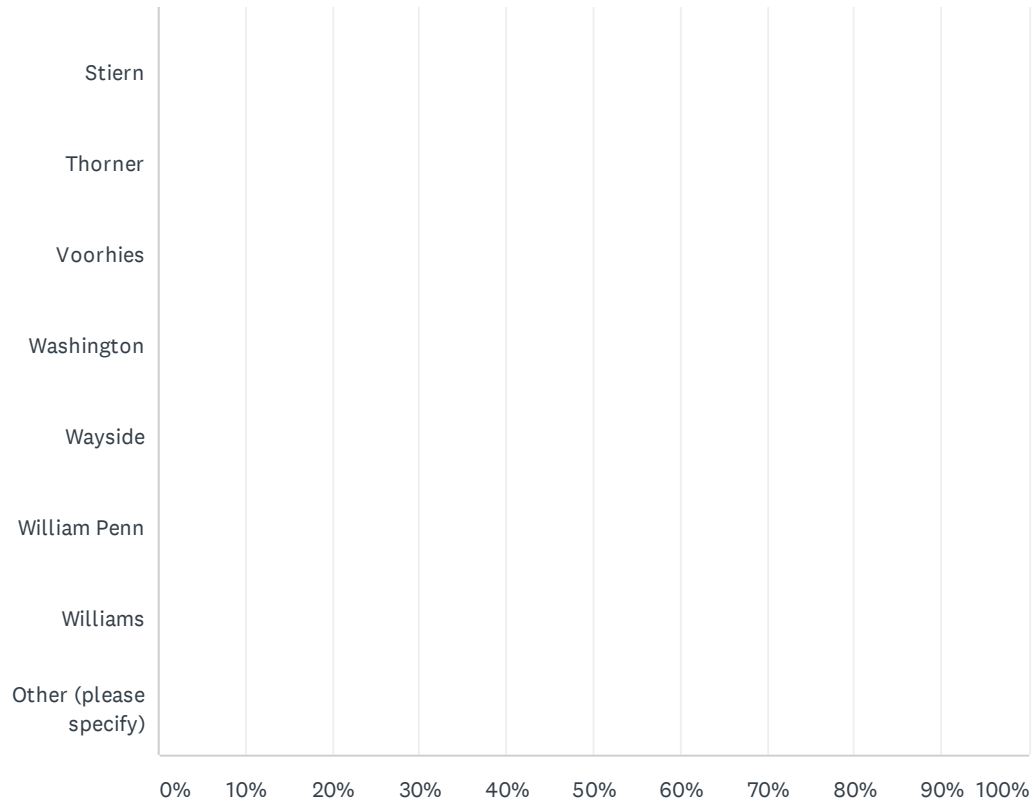
Answered: 11 Skipped: 0

Casa Loma											
Cato											
Chavez											
Chipman											
College Hts											
Compton											
Curran											
Downtown											
Ed Center											
Eissler											
Emerson											
Evergreen											
Fletcher											
Frank West											
Franklin											
Fremont											
Garza											
Harding											

2019-2020 BETA Administration/Site Climate Survey



2019-2020 BETA Administration/Site Climate Survey



2019-2020 BETA Administration/Site Climate Survey

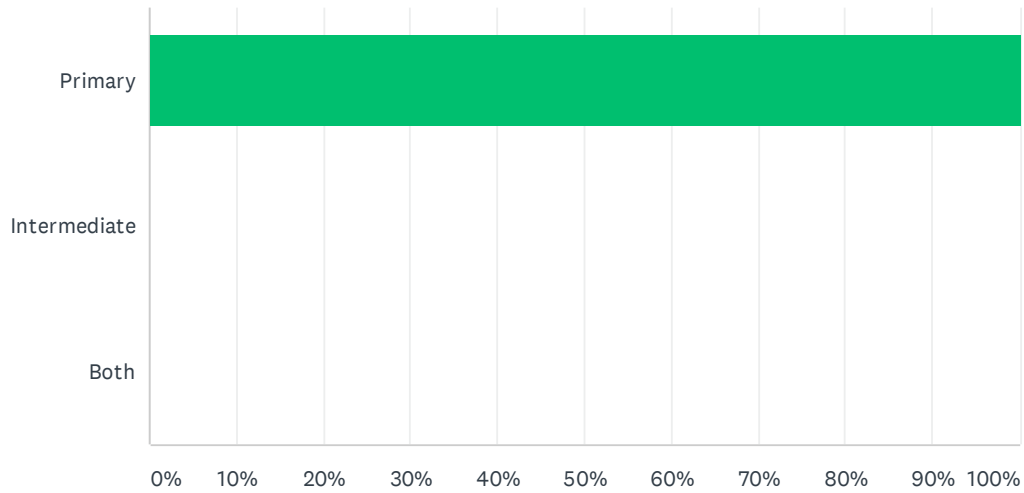
ANSWER CHOICES	RESPONSES	
Casa Loma	0.00%	0
Cato	0.00%	0
Chavez	0.00%	0
Chipman	0.00%	0
College Hts	0.00%	0
Compton	0.00%	0
Curran	0.00%	0
Downtown	0.00%	0
Ed Center	0.00%	0
Eissler	0.00%	0
Emerson	0.00%	0
Evergreen	0.00%	0
Fletcher	0.00%	0
Frank West	0.00%	0
Franklin	0.00%	0
Fremont	0.00%	0
Garza	0.00%	0
Harding	0.00%	0
Harris	0.00%	0
Horace Mann	0.00%	0
Hort	0.00%	0
Jefferson	0.00%	0
Longfellow	0.00%	0
McKinley	0.00%	0
Mt.Vernon	0.00%	0
Munsey	0.00%	0
Nichols	0.00%	0
Noble	0.00%	0
Nurses	0.00%	0
Owens Intermediate	0.00%	0
Owens Primary	100.00%	11
Pauly	0.00%	0

2019-2020 BETA Administration/Site Climate Survey

Pioneer	0.00%	0
Rafer Johnson	0.00%	0
Roosevelt	0.00%	0
Sequoia	0.00%	0
Sierra	0.00%	0
Special Ed Office	0.00%	0
Stella Hills	0.00%	0
Stiern	0.00%	0
Thorner	0.00%	0
Voorhies	0.00%	0
Washington	0.00%	0
Wayside	0.00%	0
William Penn	0.00%	0
Williams	0.00%	0
Other (please specify)	0.00%	0
Total Respondents: 11		

Q2 Instructional Grade Level or Support Services

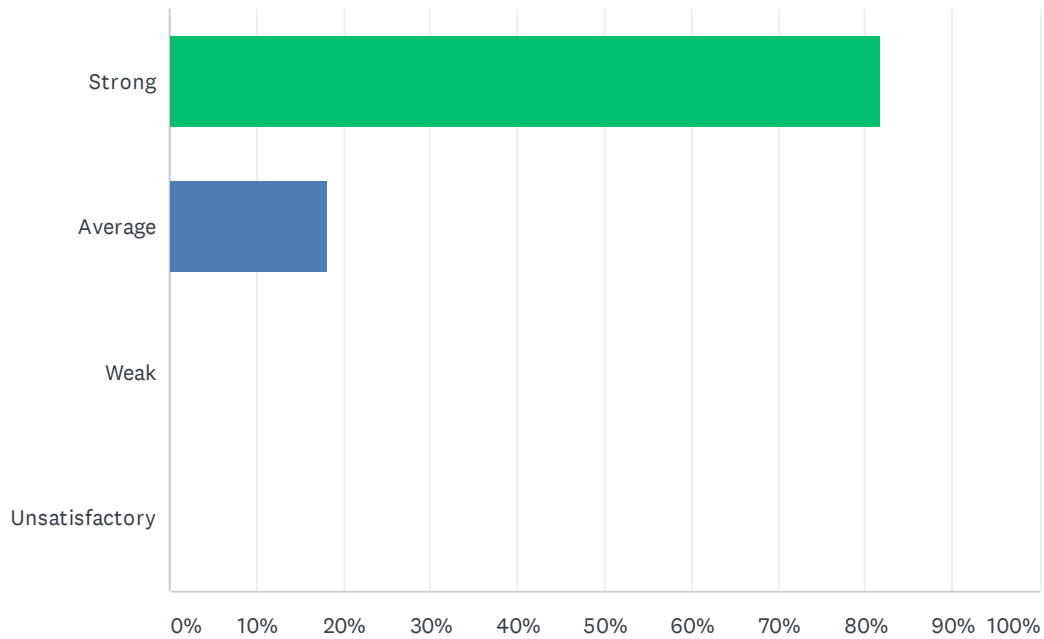
Answered: 11 Skipped: 0



ANSWER CHOICES	RESPONSES	
Primary	100.00%	11
Intermediate	0.00%	0
Both	0.00%	0
TOTAL		11

Q3 Site administration is sensitive to the needs of students, staff, and community.

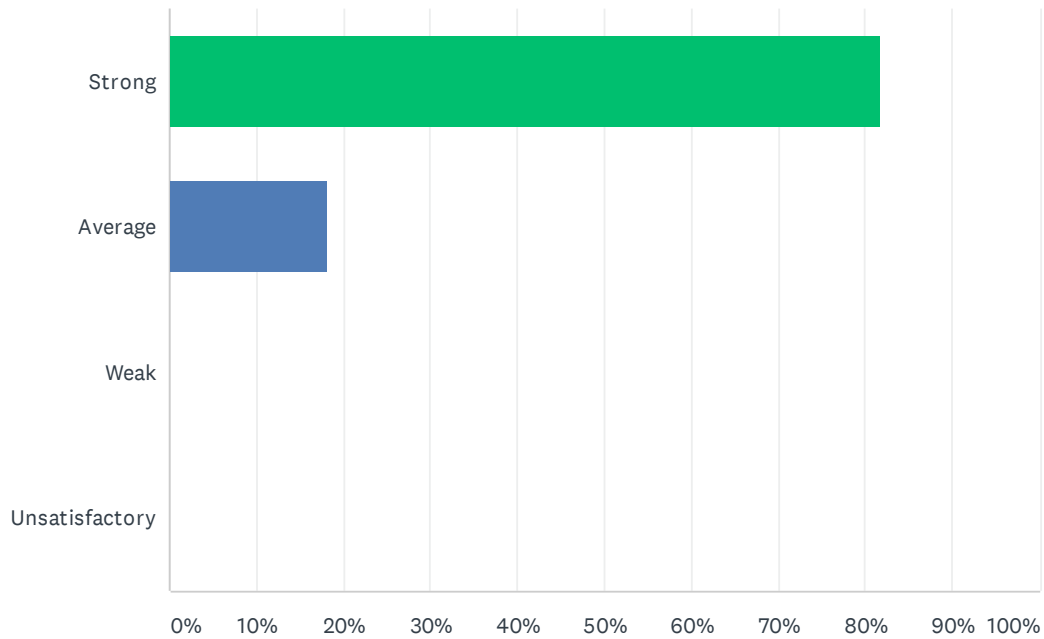
Answered: 11 Skipped: 0



ANSWER CHOICES	RESPONSES	
Strong	81.82%	9
Average	18.18%	2
Weak	0.00%	0
Unsatisfactory	0.00%	0
TOTAL		11

Q4 Site administration treats staff with respect; you feel like a valued member of a team

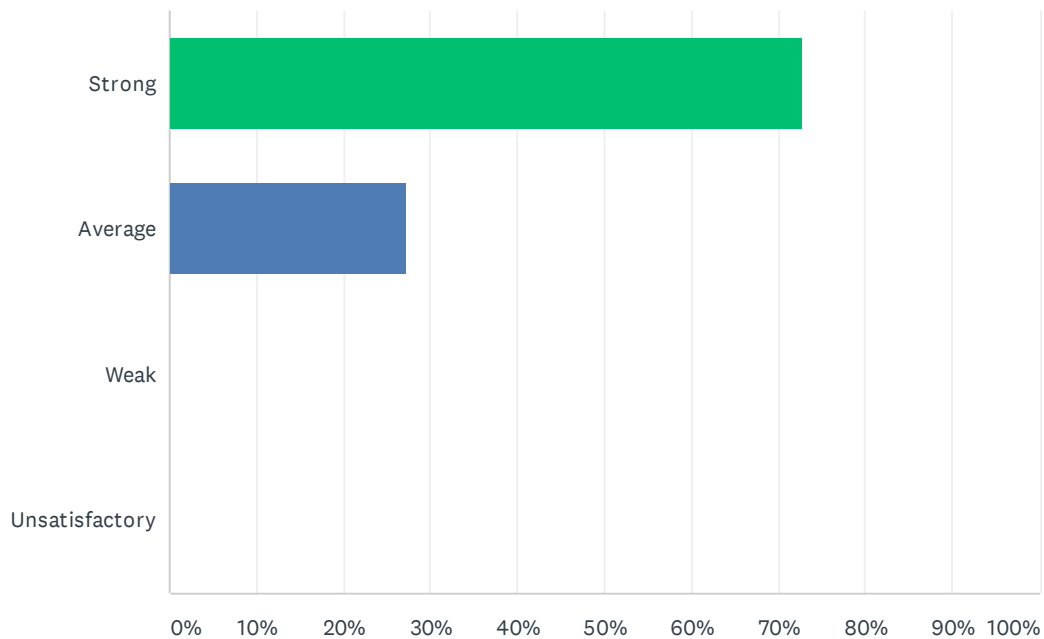
Answered: 11 Skipped: 0



ANSWER CHOICES	RESPONSES	
Strong	81.82%	9
Average	18.18%	2
Weak	0.00%	0
Unsatisfactory	0.00%	0
TOTAL		11

Q5 Site administration conducts classroom visits (walk-through) in least the disruptive manner and leaves timely feedback (within 24 hours).

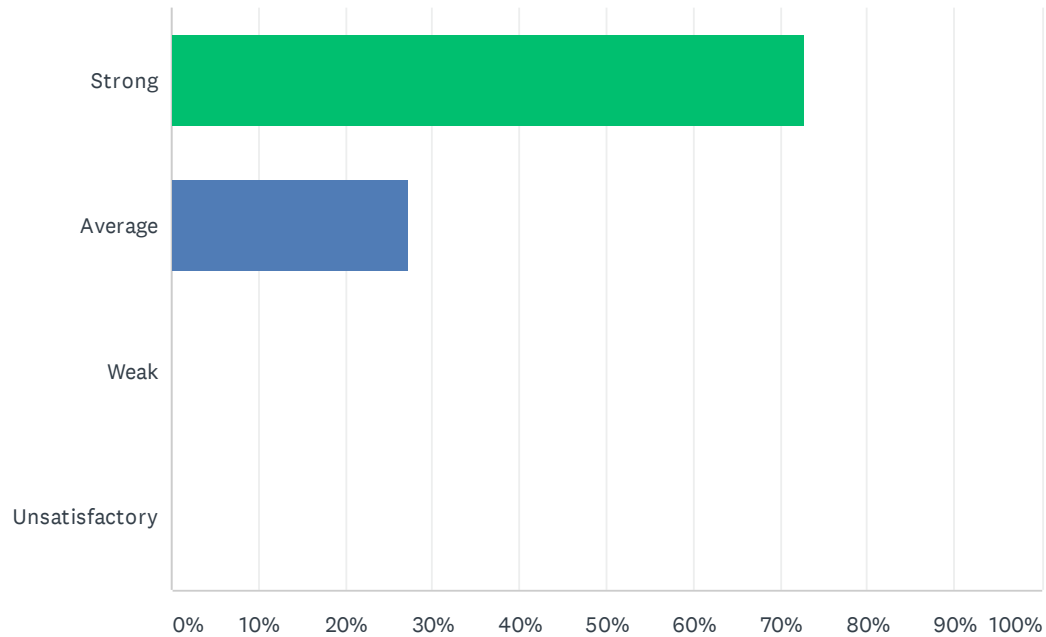
Answered: 11 Skipped: 0



ANSWER CHOICES	RESPONSES	
Strong	72.73%	8
Average	27.27%	3
Weak	0.00%	0
Unsatisfactory	0.00%	0
TOTAL		11

Q6 Site administration follows the contract and respects personal rights.

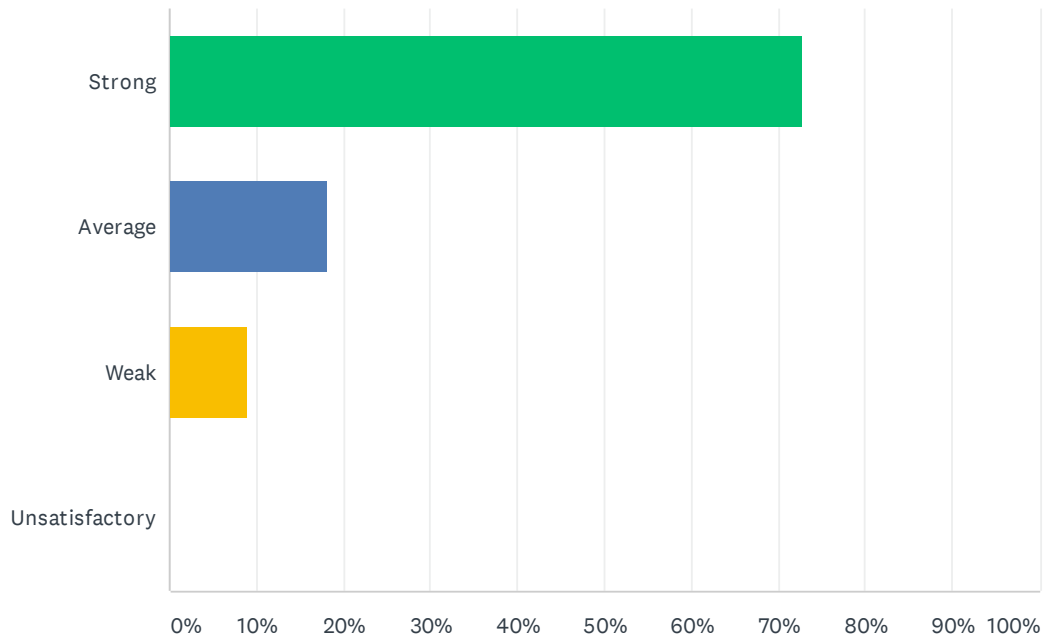
Answered: 11 Skipped: 0



ANSWER CHOICES	RESPONSES	
Strong	72.73%	8
Average	27.27%	3
Weak	0.00%	0
Unsatisfactory	0.00%	0
TOTAL		11

Q7 Administration utilizes staff according to their job description (ie. Coaches, APL's, Specialists & Staff).

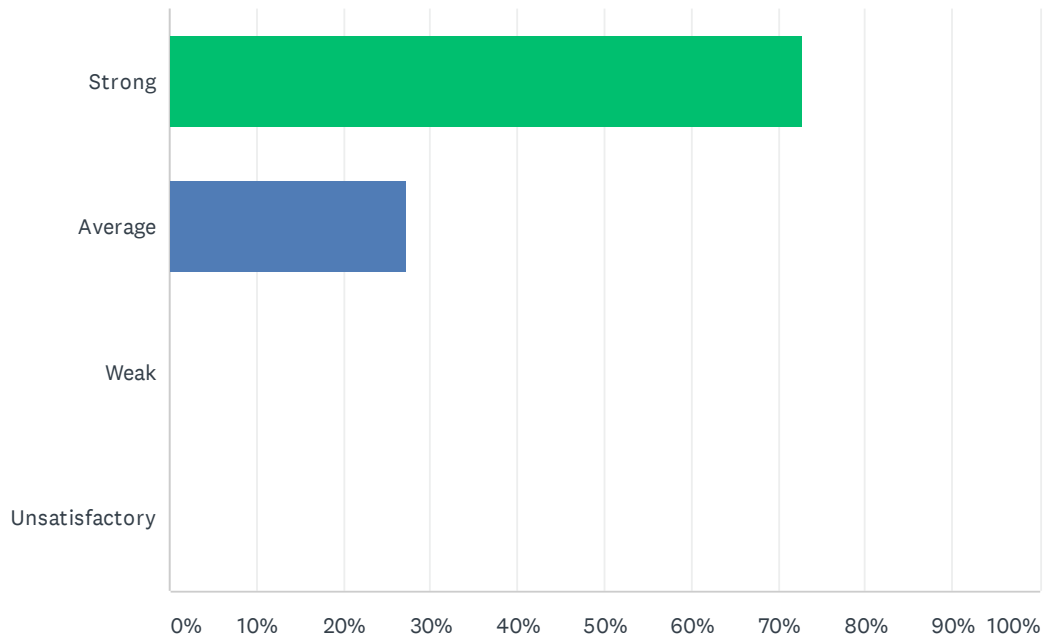
Answered: 11 Skipped: 0



ANSWER CHOICES	RESPONSES	
Strong	72.73%	8
Average	18.18%	2
Weak	9.09%	1
Unsatisfactory	0.00%	0
TOTAL		11

Q8 Administration maintains open communication with staff, parents, and students.

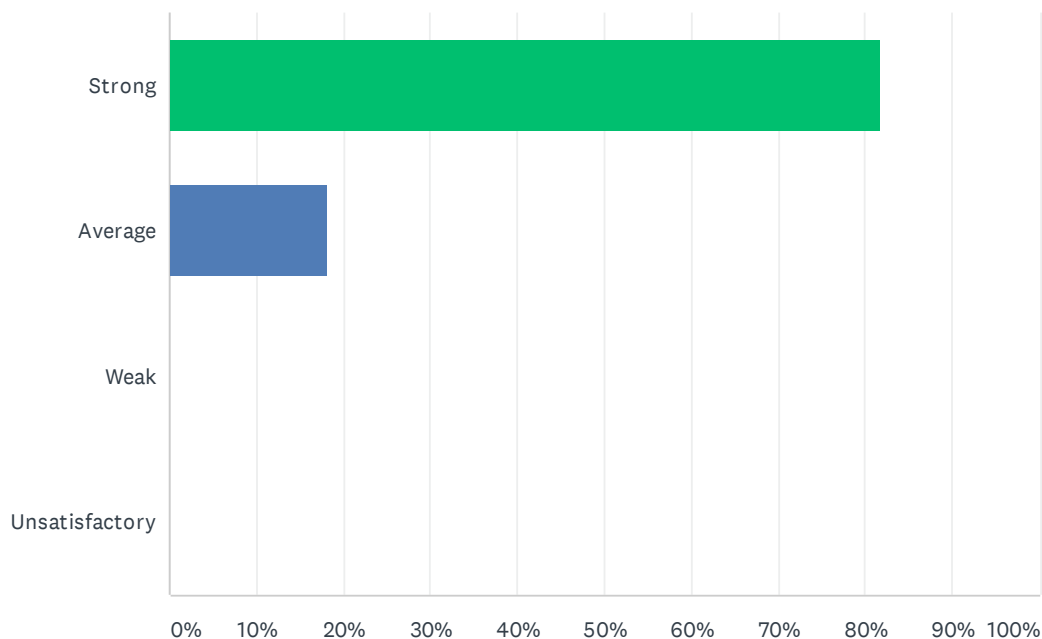
Answered: 11 Skipped: 0



ANSWER CHOICES	RESPONSES	
Strong	72.73%	8
Average	27.27%	3
Weak	0.00%	0
Unsatisfactory	0.00%	0
TOTAL		11

Q9 Administration supports staff against attacks and criticism from parents.

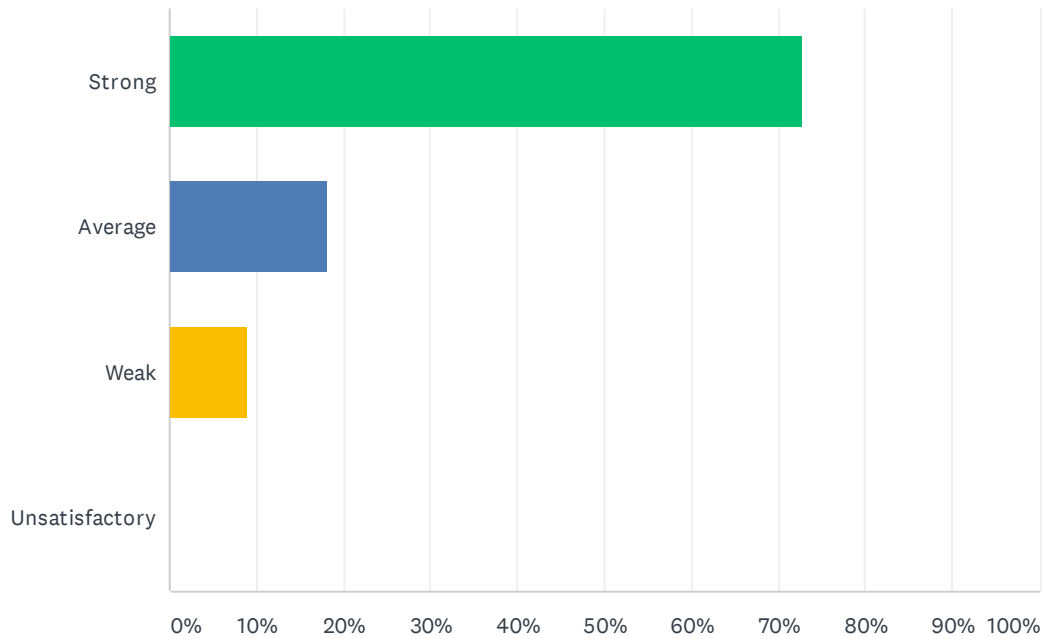
Answered: 11 Skipped: 0



ANSWER CHOICES	RESPONSES	
Strong	81.82%	9
Average	18.18%	2
Weak	0.00%	0
Unsatisfactory	0.00%	0
TOTAL		11

Q10 Site administration treats all teachers equally; there is no preferential treatment.

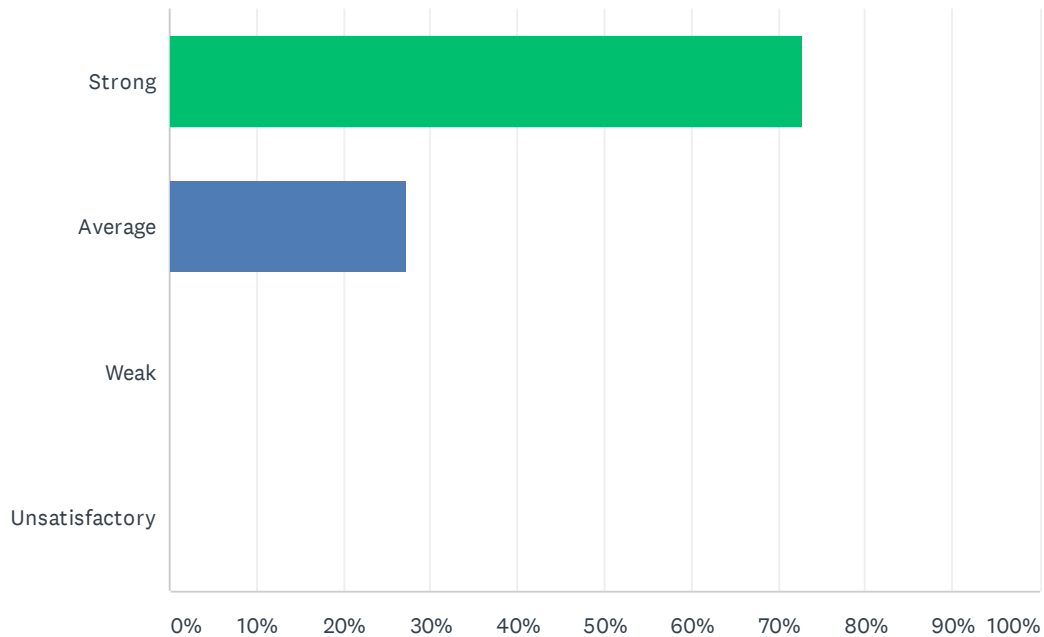
Answered: 11 Skipped: 0



ANSWER CHOICES	RESPONSES	
Strong	72.73%	8
Average	18.18%	2
Weak	9.09%	1
Unsatisfactory	0.00%	0
TOTAL		11

Q11 Administration supports classroom discipline procedures and follows District discipline guidelines.

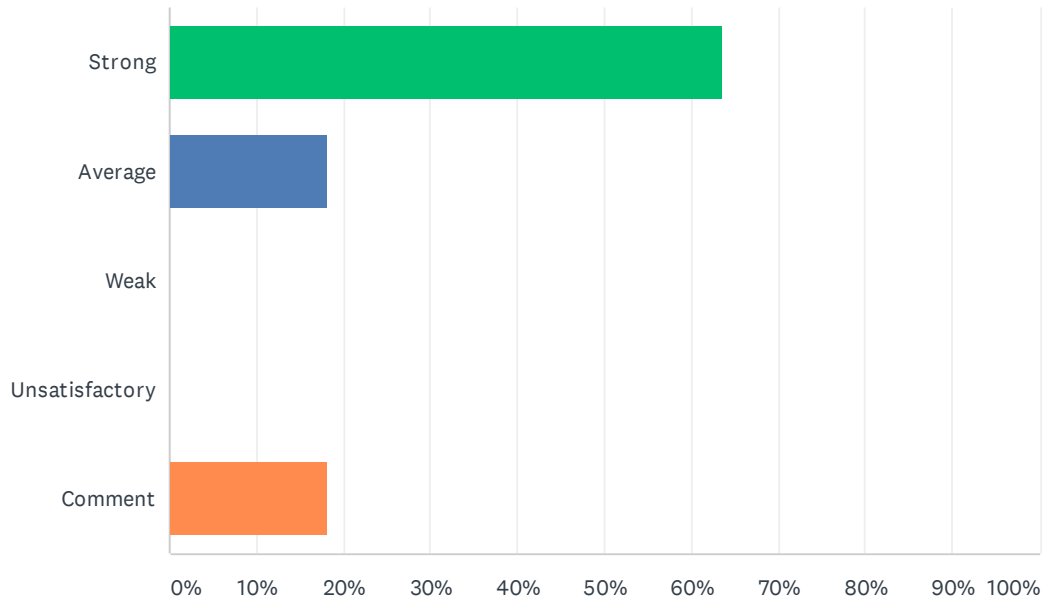
Answered: 11 Skipped: 0



ANSWER CHOICES	RESPONSES	
Strong	72.73%	8
Average	27.27%	3
Weak	0.00%	0
Unsatisfactory	0.00%	0
TOTAL		11

Q12 Administration processes ODR's (Office Disciplinary Referrals) within 48 hours and supports staff when discipline moves beyond classroom managed behaviors.

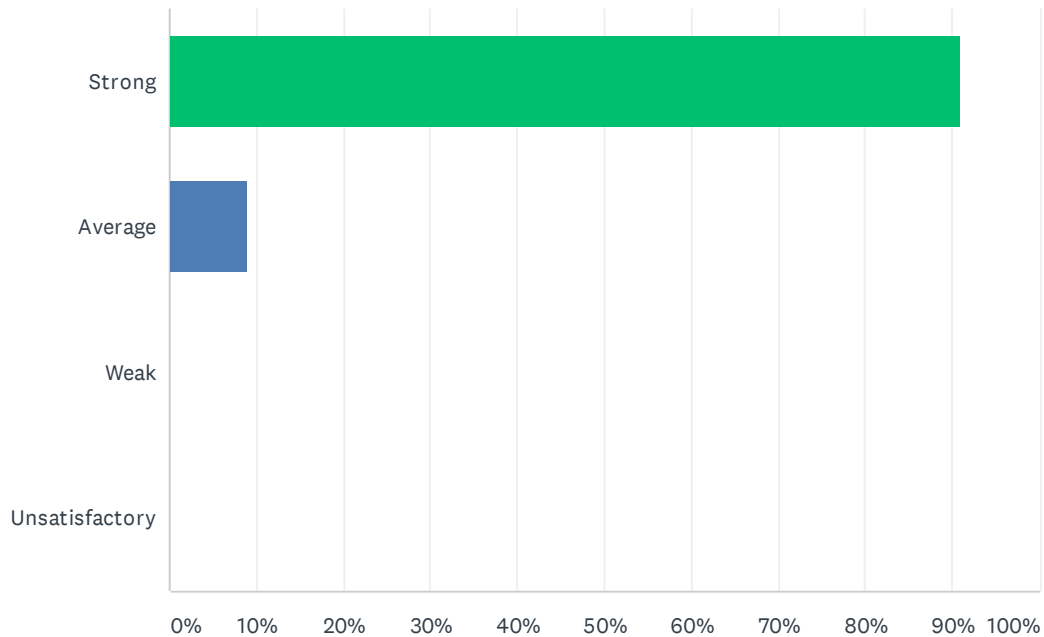
Answered: 11 Skipped: 0



ANSWER CHOICES	RESPONSES	
Strong	63.64%	7
Average	18.18%	2
Weak	0.00%	0
Unsatisfactory	0.00%	0
Comment	18.18%	2
TOTAL		11

Q13 Administration treats teachers as professionals; the teacher's word is not disregarded in favor of the student's.

Answered: 11 Skipped: 0



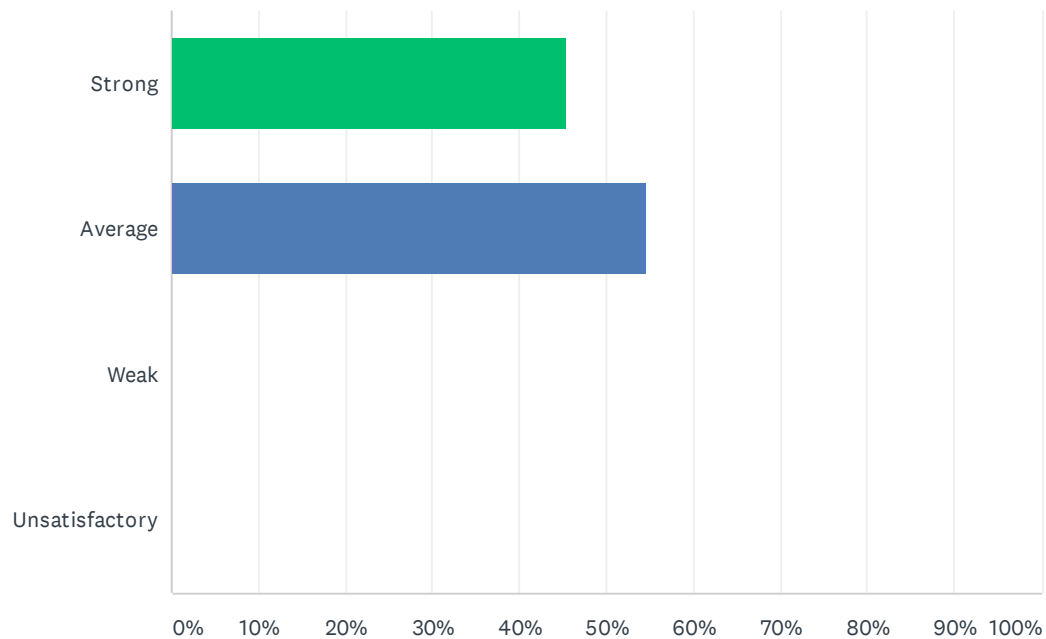
ANSWER CHOICES	RESPONSES	
Strong	90.91%	10
Average	9.09%	1
Weak	0.00%	0
Unsatisfactory	0.00%	0
TOTAL		11

Q14 How do you feel that your administration positively/negatively impacts working conditions at your site?

Answered: 7 Skipped: 4

Q15 Site staff is involved in setting school policies and budgetary priorities.

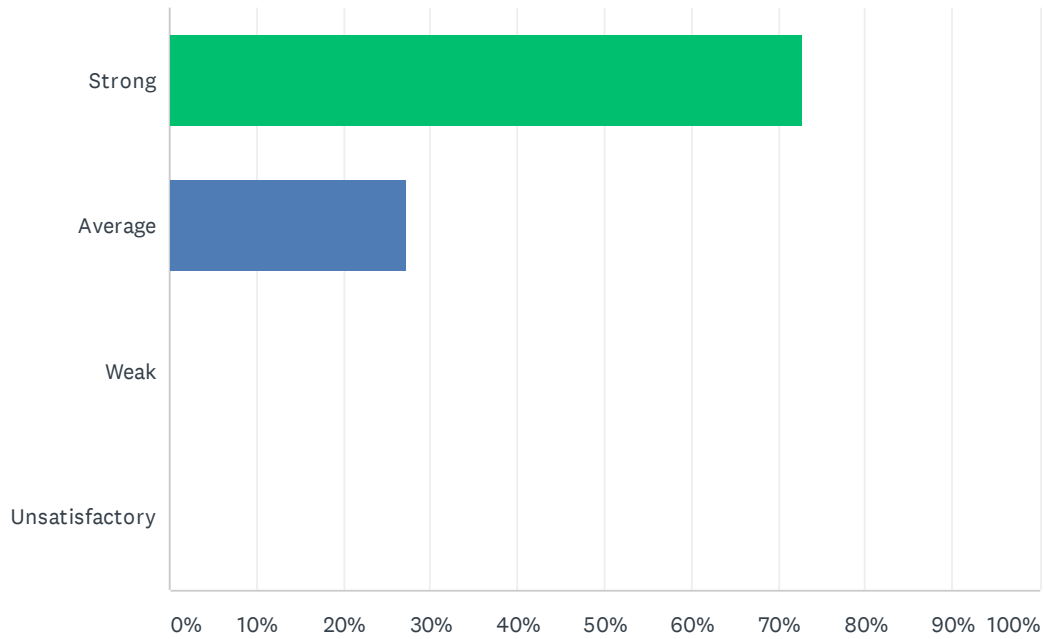
Answered: 11 Skipped: 0



ANSWER CHOICES	RESPONSES	
Strong	45.45%	5
Average	54.55%	6
Weak	0.00%	0
Unsatisfactory	0.00%	0
TOTAL		11

Q16 Site meetings are productive and not excessive.

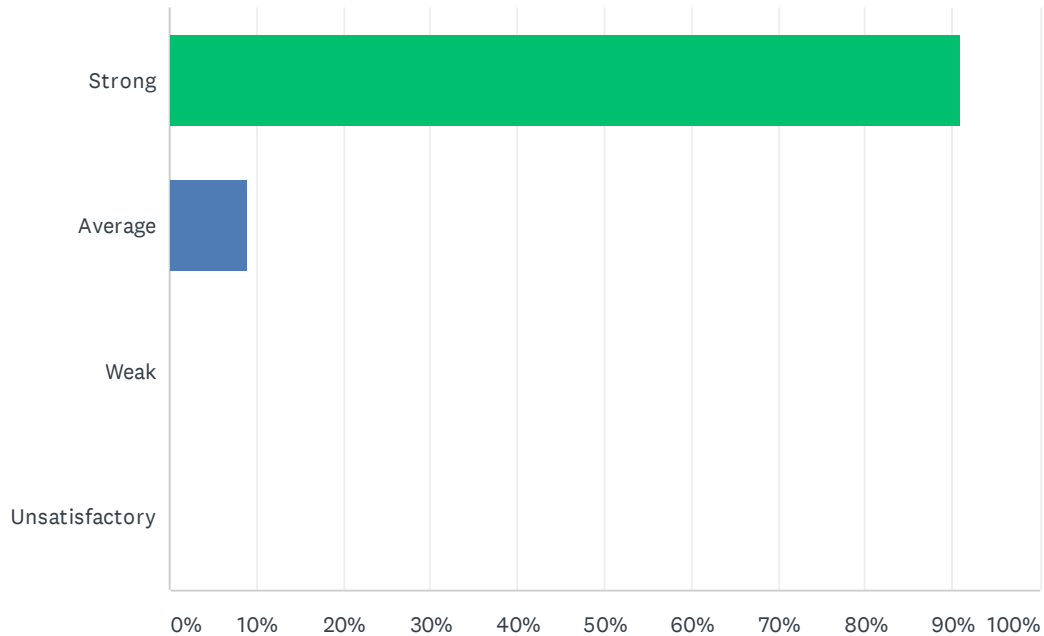
Answered: 11 Skipped: 0



ANSWER CHOICES	RESPONSES	
Strong	72.73%	8
Average	27.27%	3
Weak	0.00%	0
Unsatisfactory	0.00%	0
TOTAL		11

Q17 Bank days are used for PLC activities; Site administration uses two Bank Days a month and staff gets uninterrupted planning/preparation time twice a month during Bank Days.

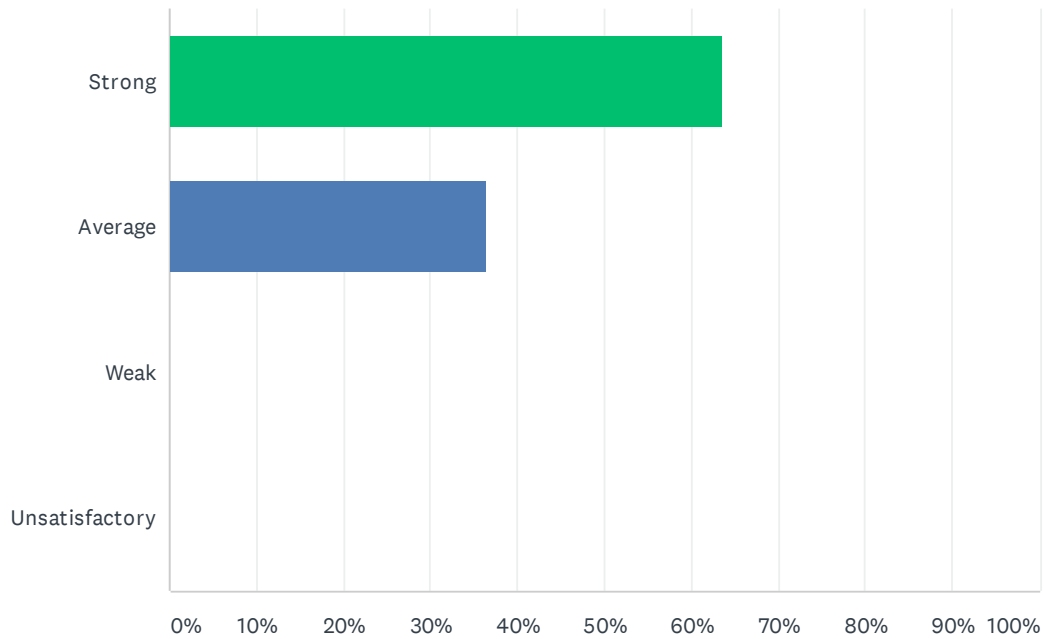
Answered: 11 Skipped: 0



ANSWER CHOICES	RESPONSES	
Strong	90.91%	10
Average	9.09%	1
Weak	0.00%	0
Unsatisfactory	0.00%	0
TOTAL		11

Q18 My site receives daily consecutive uninterrupted planning/preparation time. (30 minutes / 40 minutes)

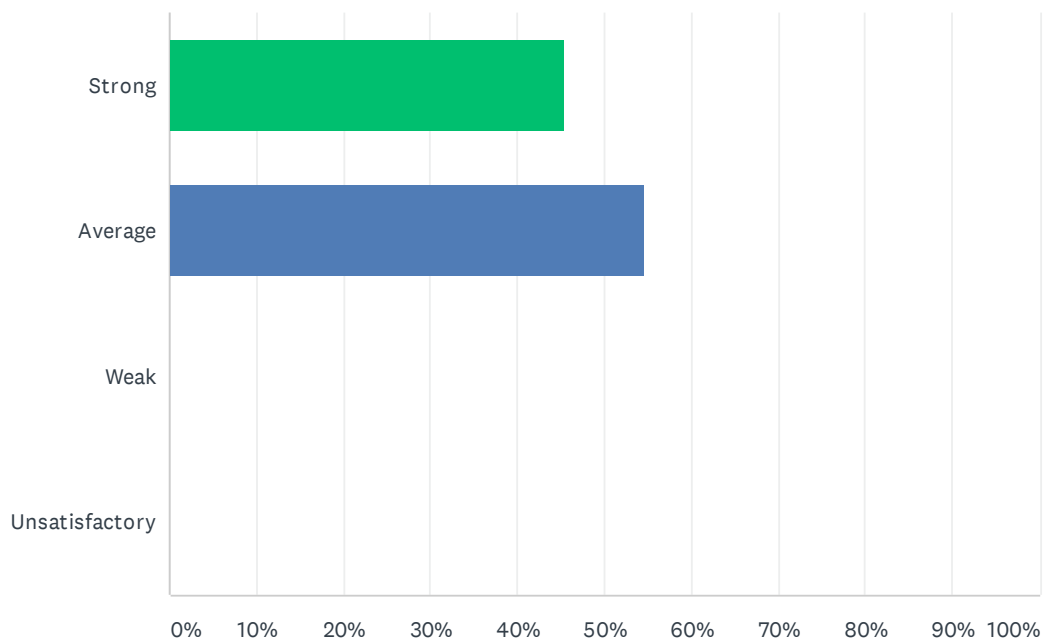
Answered: 11 Skipped: 0



ANSWER CHOICES	RESPONSES	
Strong	63.64%	7
Average	36.36%	4
Weak	0.00%	0
Unsatisfactory	0.00%	0
TOTAL		11

Q19 Staff is given time to input district required data (ie. Benchmarks, Dibels, CFAs, Report Card, and etc).

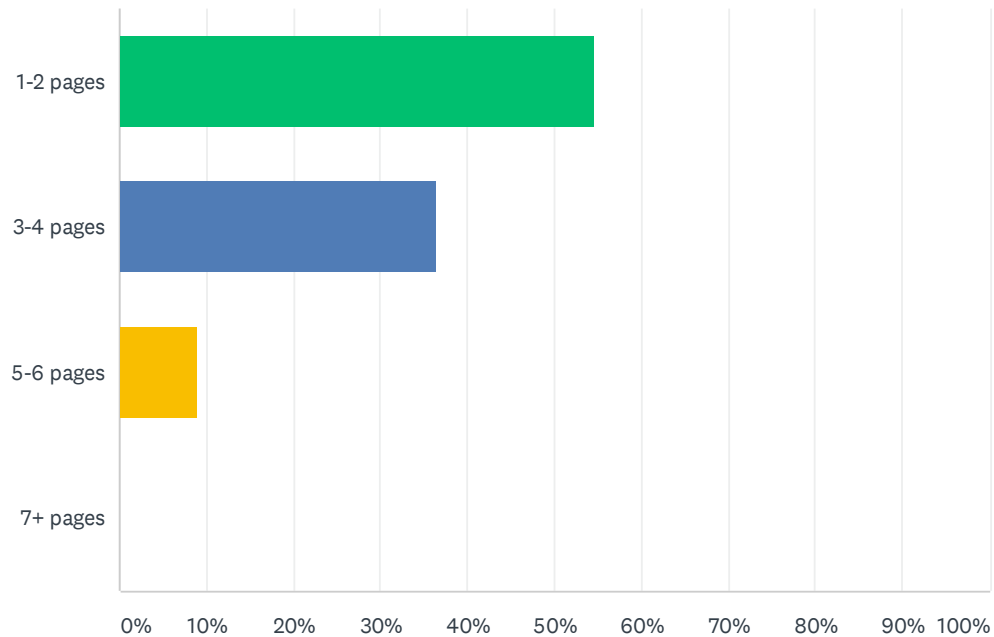
Answered: 11 Skipped: 0



ANSWER CHOICES	RESPONSES	
Strong	45.45%	5
Average	54.55%	6
Weak	0.00%	0
Unsatisfactory	0.00%	0
TOTAL		11

Q20 Teachers are required to submit complete, but not excessively lengthy lesson plans.

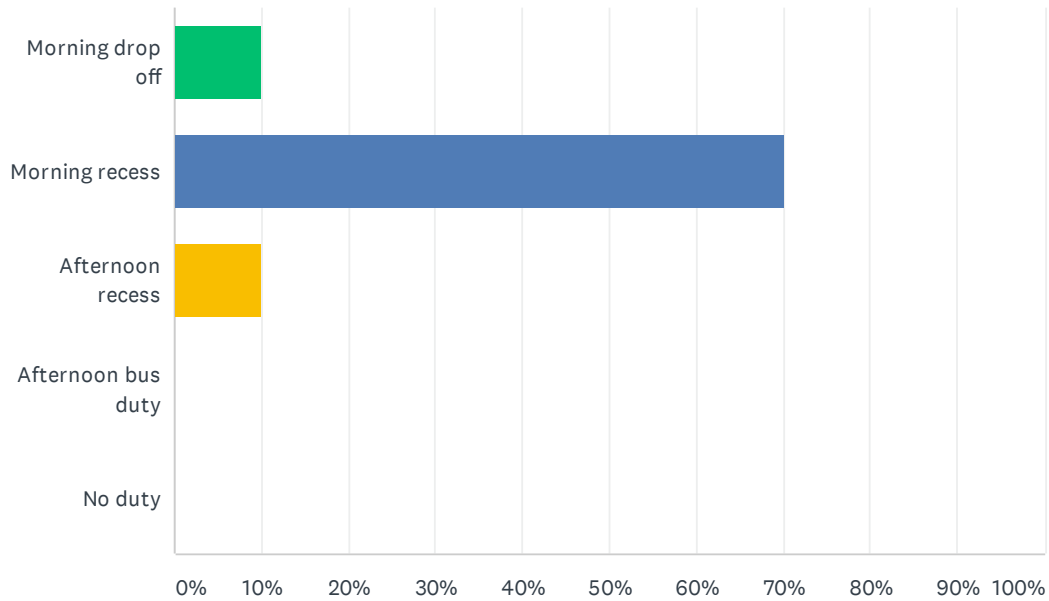
Answered: 11 Skipped: 0



ANSWER CHOICES	RESPONSES	
1-2 pages	54.55%	6
3-4 pages	36.36%	4
5-6 pages	9.09%	1
7+ pages	0.00%	0
TOTAL		11

Q21 Staff has recess and/or bus duty.

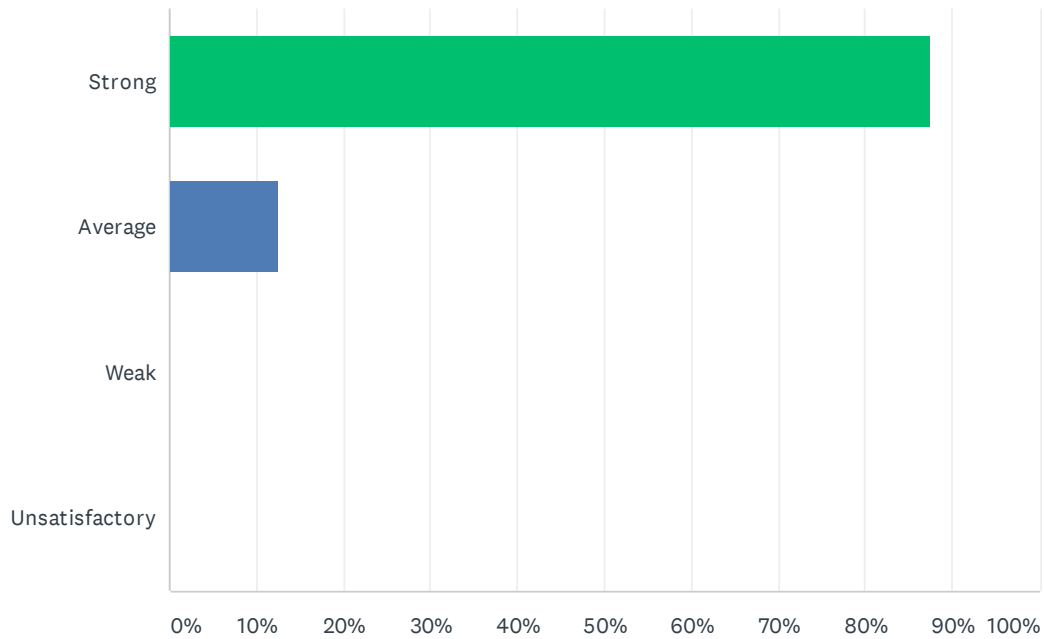
Answered: 10 Skipped: 1



ANSWER CHOICES	RESPONSES	
Morning drop off	10.00%	1
Morning recess	70.00%	7
Afternoon recess	10.00%	1
Afternoon bus duty	0.00%	0
No duty	0.00%	0
Total Respondents: 10		

Q22 The Special Education Department is assisting you with your questions, problems, and concerns.

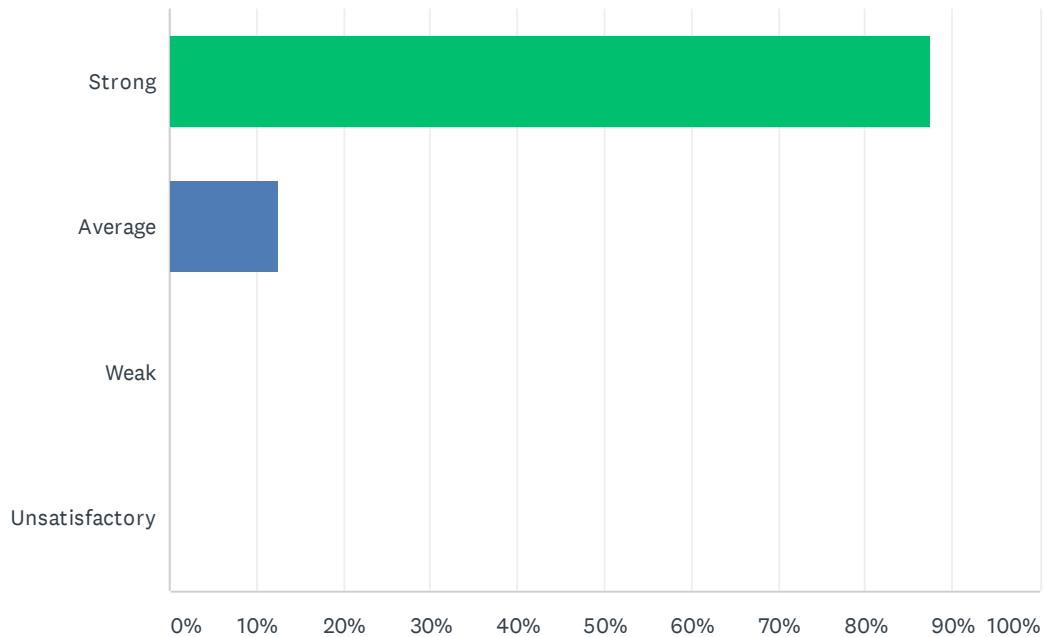
Answered: 8 Skipped: 3



ANSWER CHOICES	RESPONSES	
Strong	87.50%	7
Average	12.50%	1
Weak	0.00%	0
Unsatisfactory	0.00%	0
TOTAL		8

Q23 Special Education class size is balanced within each program to ensure student safety and individualized instruction.

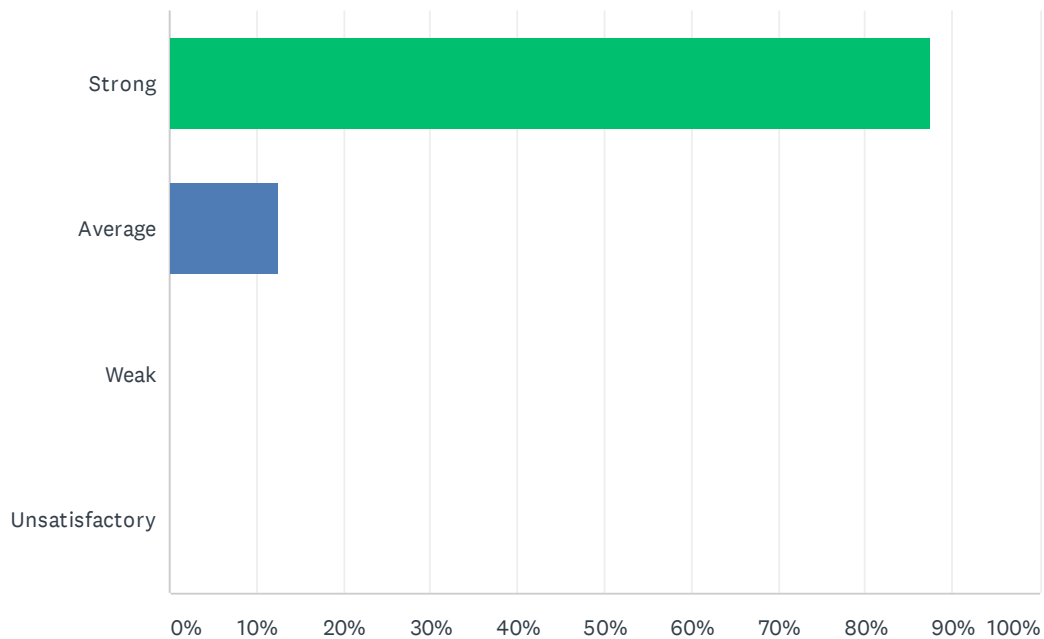
Answered: 8 Skipped: 3



ANSWER CHOICES	RESPONSES	
Strong	87.50%	7
Average	12.50%	1
Weak	0.00%	0
Unsatisfactory	0.00%	0
TOTAL		8

Q24 Special education teachers have opportunities to participate in school-based, content area staff development.

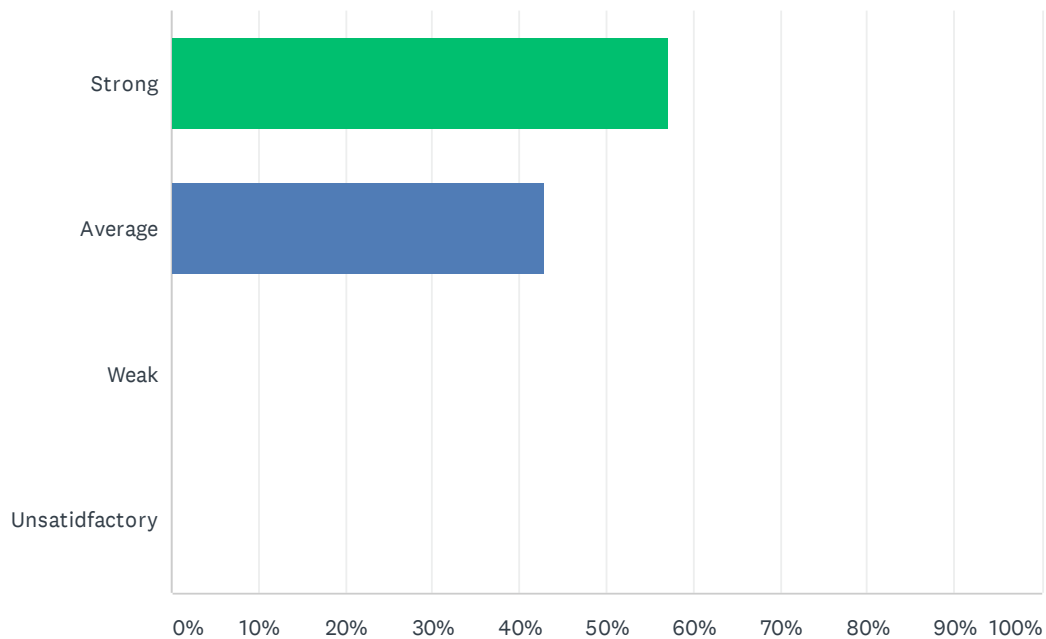
Answered: 8 Skipped: 3



ANSWER CHOICES	RESPONSES	
Strong	87.50%	7
Average	12.50%	1
Weak	0.00%	0
Unsatisfactory	0.00%	0
TOTAL		8

Q25 Special education teachers have needed access to ALL instructional resources provided to the general education teachers.

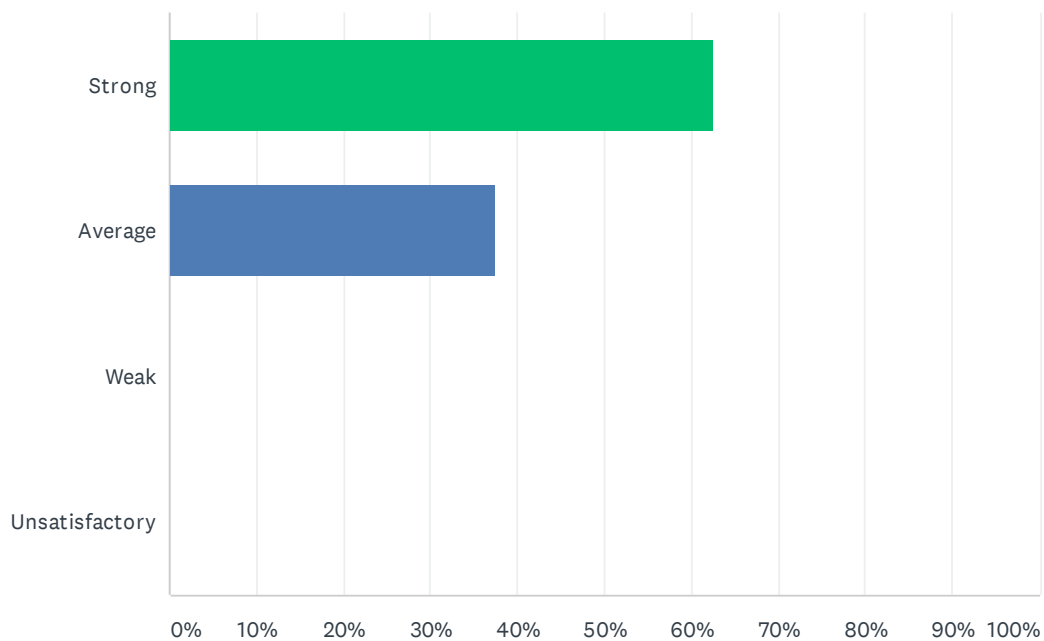
Answered: 7 Skipped: 4



ANSWER CHOICES	RESPONSES	
Strong	57.14%	4
Average	42.86%	3
Weak	0.00%	0
Unsatisfactory	0.00%	0
TOTAL		7

Q26 Special education teachers are adequately trained in the administration of state assessments and District IEP's.

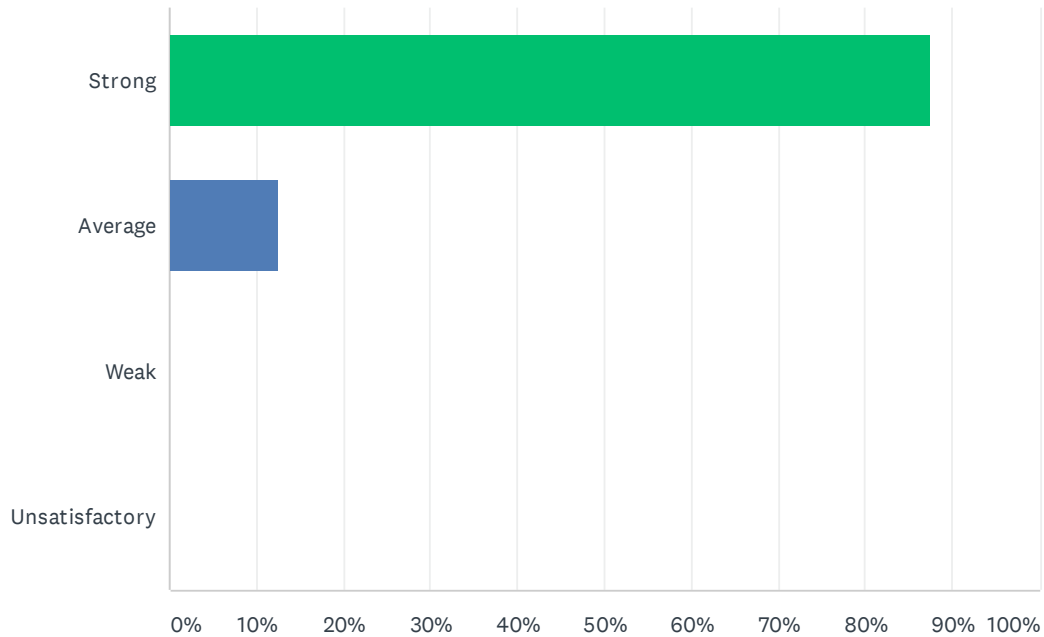
Answered: 8 Skipped: 3



ANSWER CHOICES	RESPONSES	
Strong	62.50%	5
Average	37.50%	3
Weak	0.00%	0
Unsatisfactory	0.00%	0
TOTAL		8

Q27 The site principal is accessible to discuss special education issues.

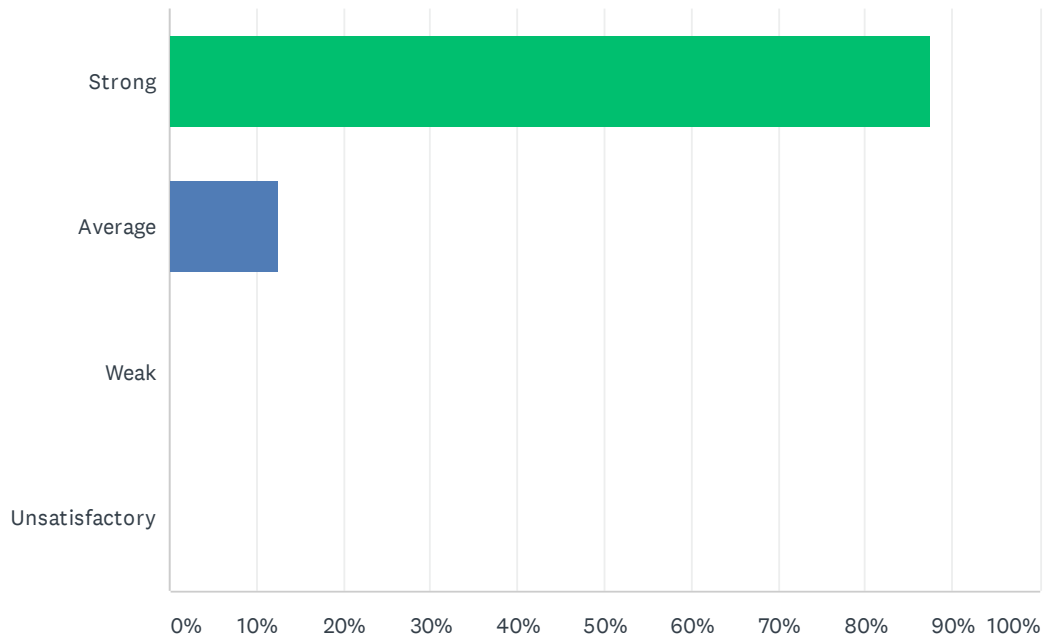
Answered: 8 Skipped: 3



ANSWER CHOICES	RESPONSES	
Strong	87.50%	7
Average	12.50%	1
Weak	0.00%	0
Unsatisfactory	0.00%	0
TOTAL		8

Q28 The site principal promotes equal opportunities for all students to learn.

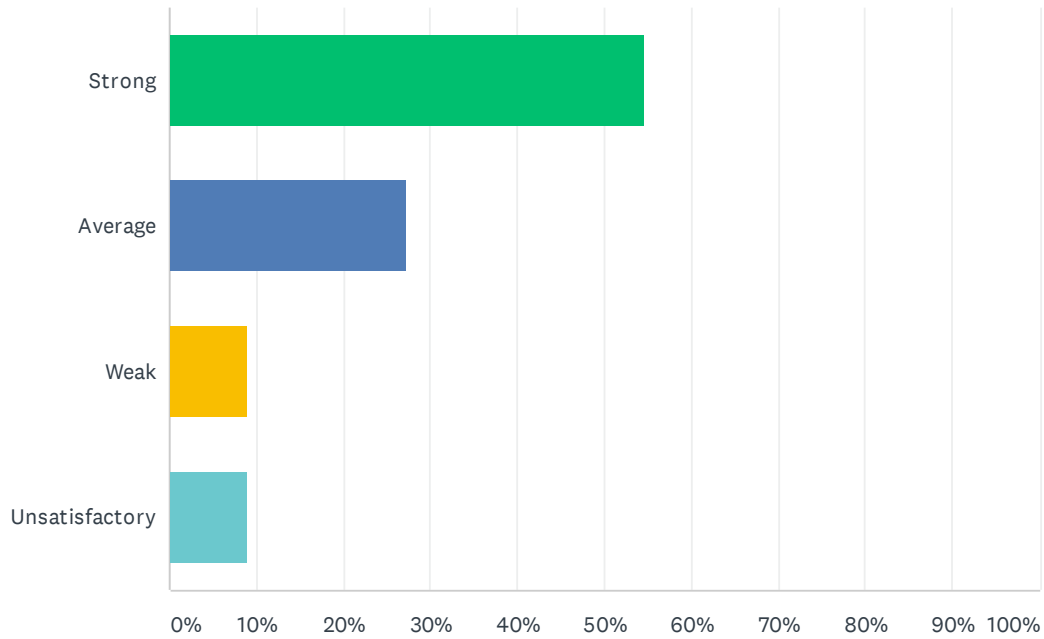
Answered: 8 Skipped: 3



ANSWER CHOICES	RESPONSES	
Strong	87.50%	7
Average	12.50%	1
Weak	0.00%	0
Unsatisfactory	0.00%	0
TOTAL		8

Q29 PBIS is used effectively and is improving behavior.

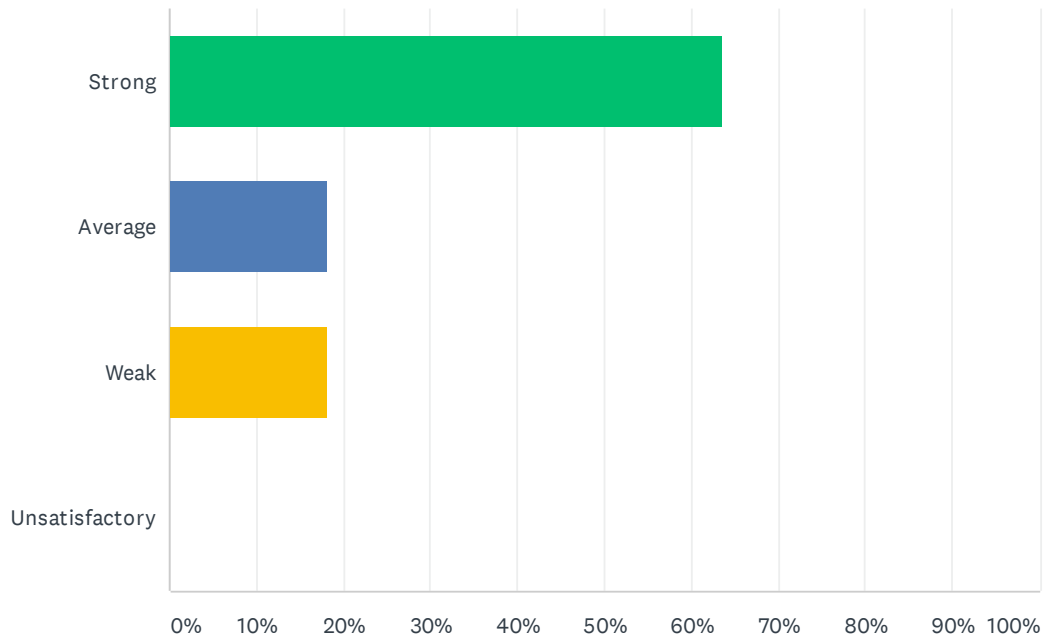
Answered: 11 Skipped: 0



ANSWER CHOICES	RESPONSES	
Strong	54.55%	6
Average	27.27%	3
Weak	9.09%	1
Unsatisfactory	9.09%	1
TOTAL		11

Q30 PBIS and Behavior Intervention Specialists are creating a safer environment at my site.

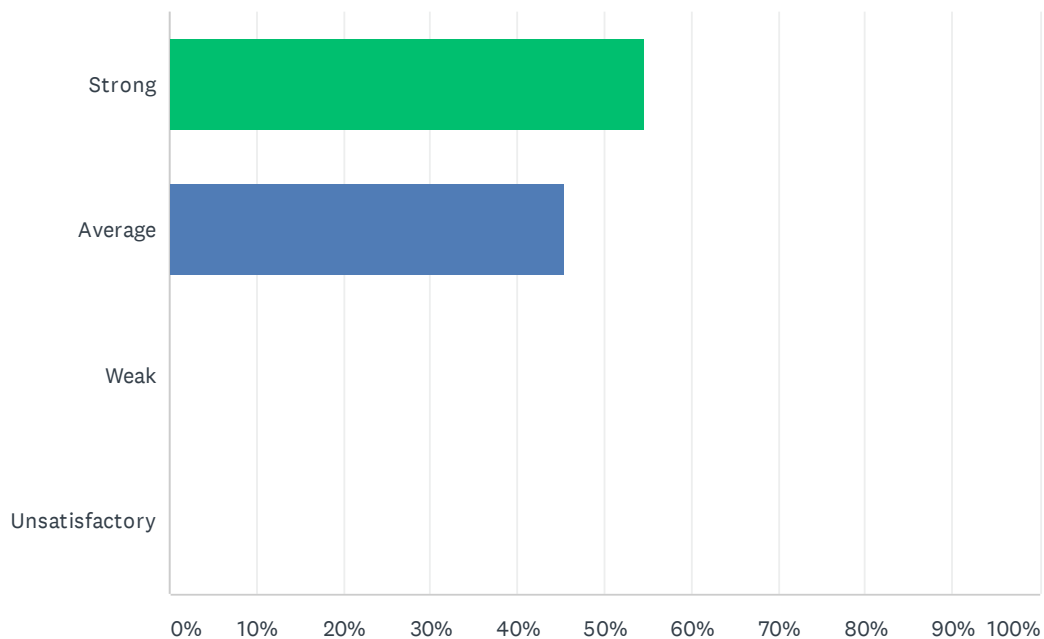
Answered: 11 Skipped: 0



ANSWER CHOICES	RESPONSES	
Strong	63.64%	7
Average	18.18%	2
Weak	18.18%	2
Unsatisfactory	0.00%	0
TOTAL		11

Q31 Staff and students feel safe at my site.

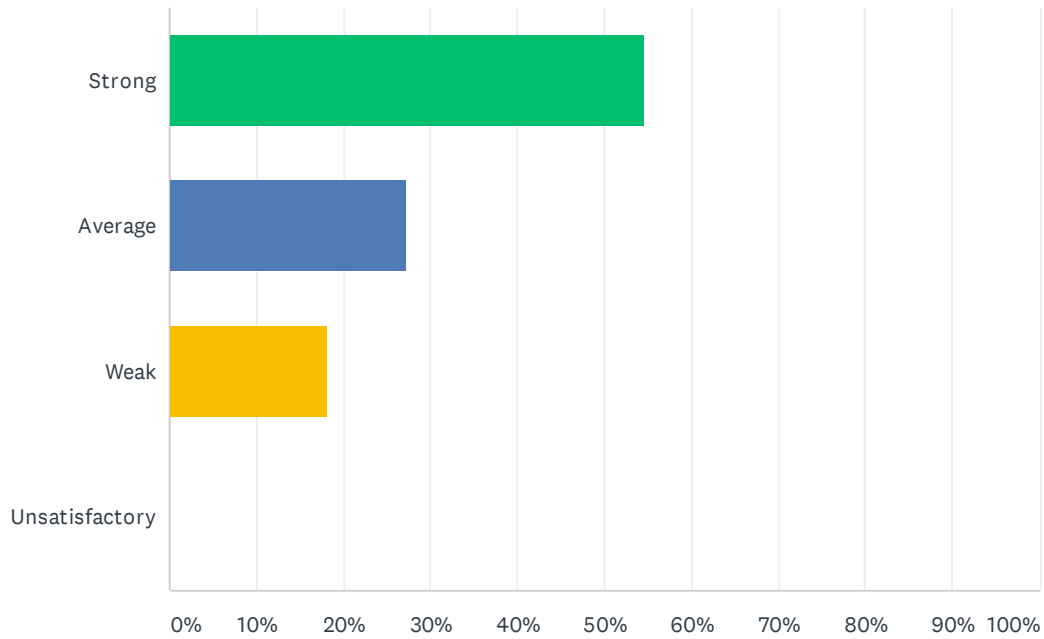
Answered: 11 Skipped: 0



ANSWER CHOICES	RESPONSES	
Strong	54.55%	6
Average	45.45%	5
Weak	0.00%	0
Unsatisfactory	0.00%	0
TOTAL		11

Q32 Discipline is improving at my site and not interfering with learning.

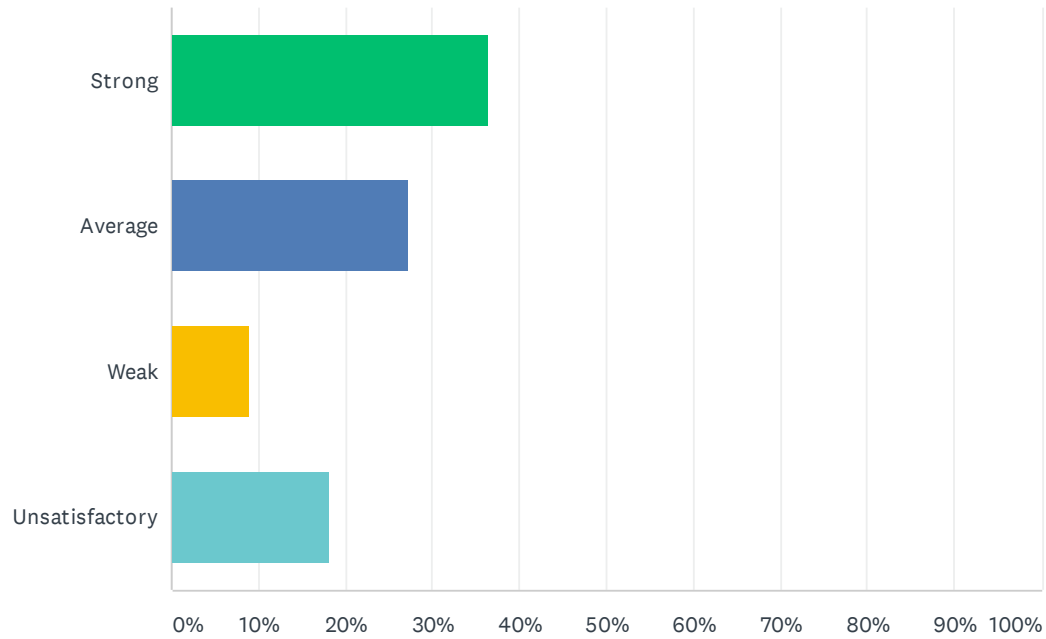
Answered: 11 Skipped: 0



ANSWER CHOICES	RESPONSES	
Strong	54.55%	6
Average	27.27%	3
Weak	18.18%	2
Unsatisfactory	0.00%	0
TOTAL		11

Q33 Positive referrals are an effective tool in improving discipline.

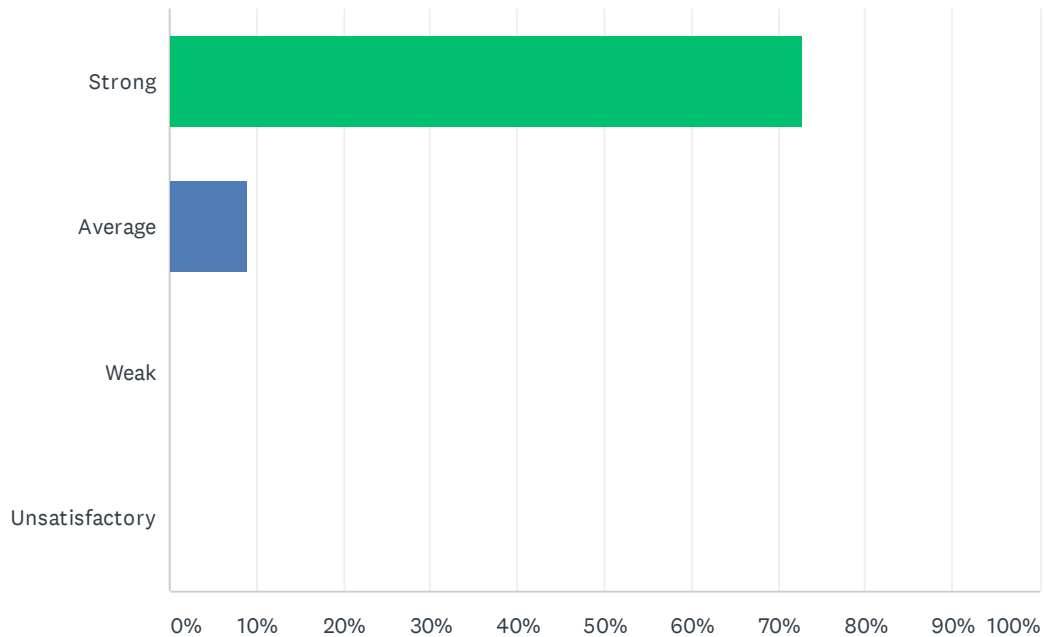
Answered: 11 Skipped: 0



ANSWER CHOICES	RESPONSES	
Strong	36.36%	4
Average	27.27%	3
Weak	9.09%	1
Unsatisfactory	18.18%	2
TOTAL		11

Q34 When ODR's (office disciplinary referral) are written the teacher's word is valued and trusted.

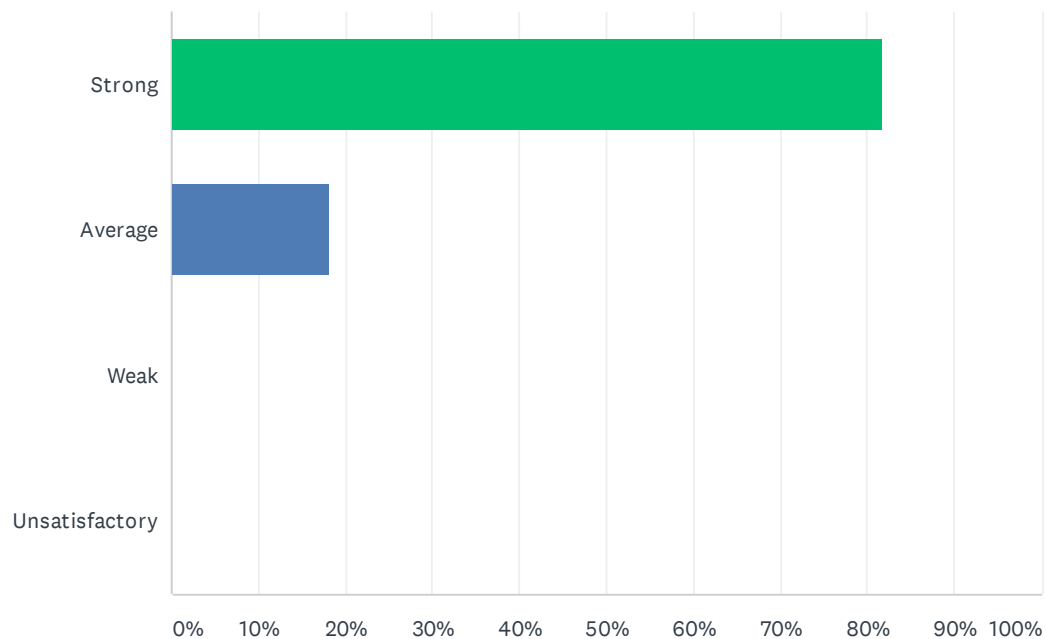
Answered: 11 Skipped: 0



ANSWER CHOICES	RESPONSES	
Strong	72.73%	8
Average	9.09%	1
Weak	0.00%	0
Unsatisfactory	0.00%	0
TOTAL		11

Q35 My site has a positive atmosphere.

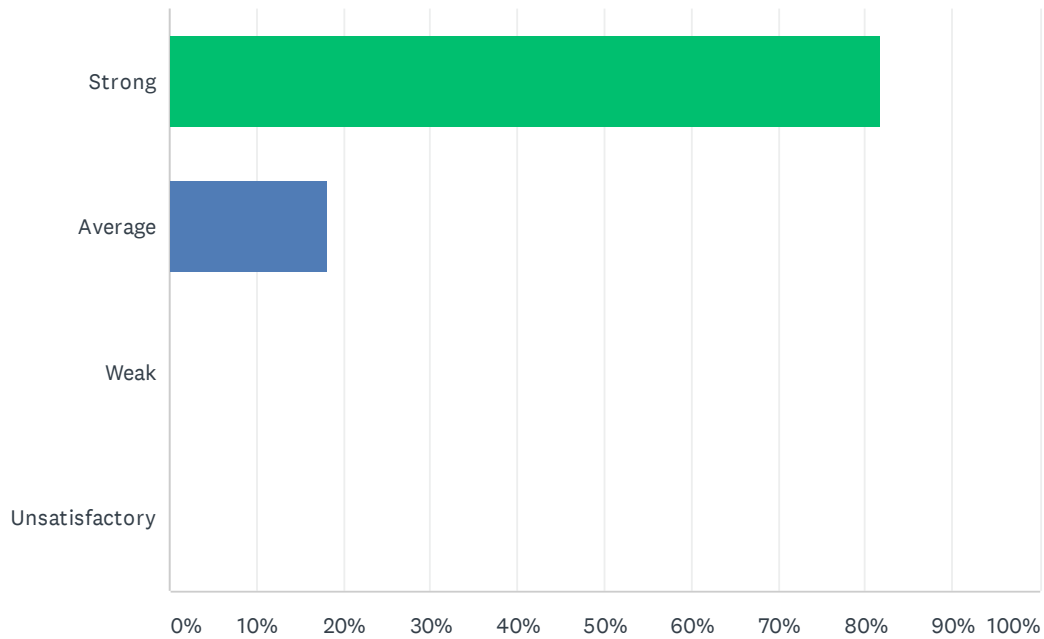
Answered: 11 Skipped: 0



ANSWER CHOICES	RESPONSES	
Strong	81.82%	9
Average	18.18%	2
Weak	0.00%	0
Unsatisfactory	0.00%	0
TOTAL		11

Q36 I would recommend my site to other employees and prospective teachers.

Answered: 11 Skipped: 0



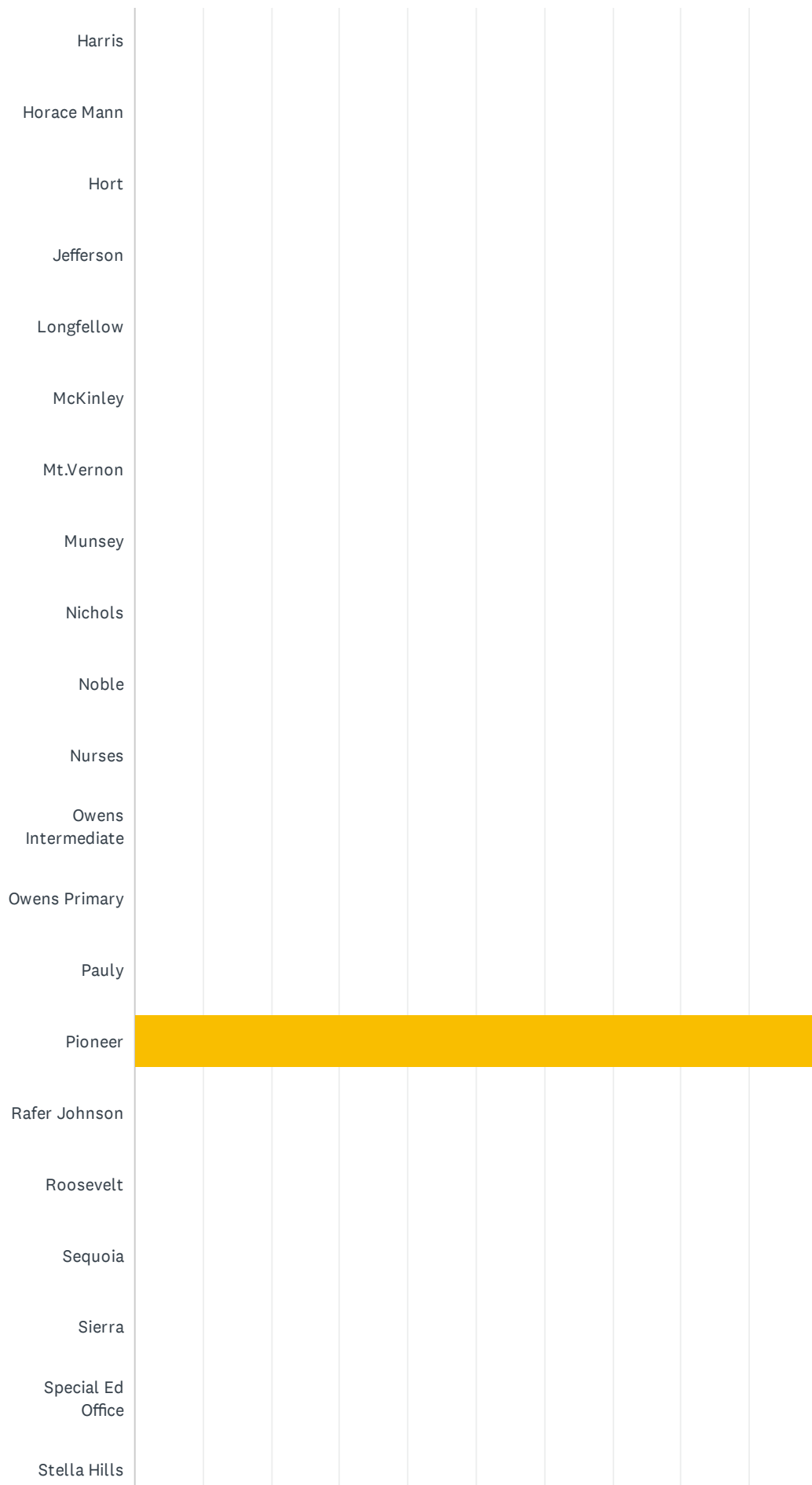
ANSWER CHOICES	RESPONSES	
Strong	81.82%	9
Average	18.18%	2
Weak	0.00%	0
Unsatisfactory	0.00%	0
TOTAL		11

Q1 School Site (If you work at multiple sites choose your home site OR complete a survey for each site at which you spend significant time.)

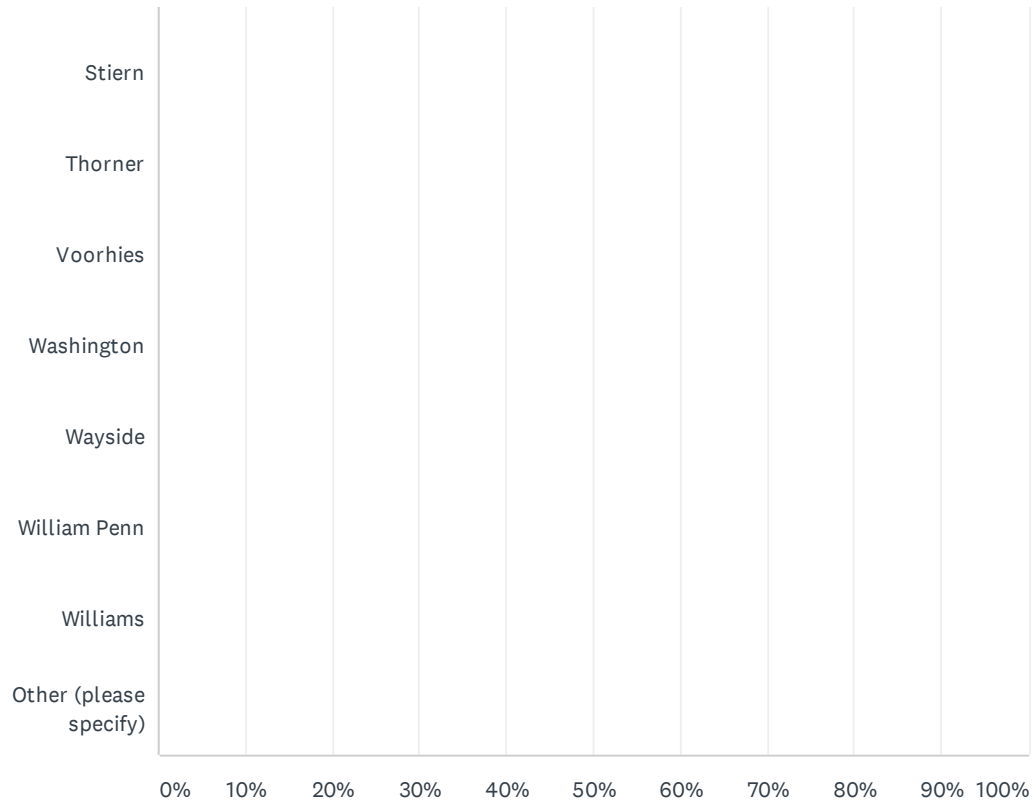
Answered: 14 Skipped: 0

Casa Loma
Cato
Chavez
Chipman
College Hts
Compton
Curran
Downtown
Ed Center
Eissler
Emerson
Evergreen
Fletcher
Frank West
Franklin
Fremont
Garza
Harding

2019-2020 BETA Administration/Site Climate Survey



2019-2020 BETA Administration/Site Climate Survey



2019-2020 BETA Administration/Site Climate Survey

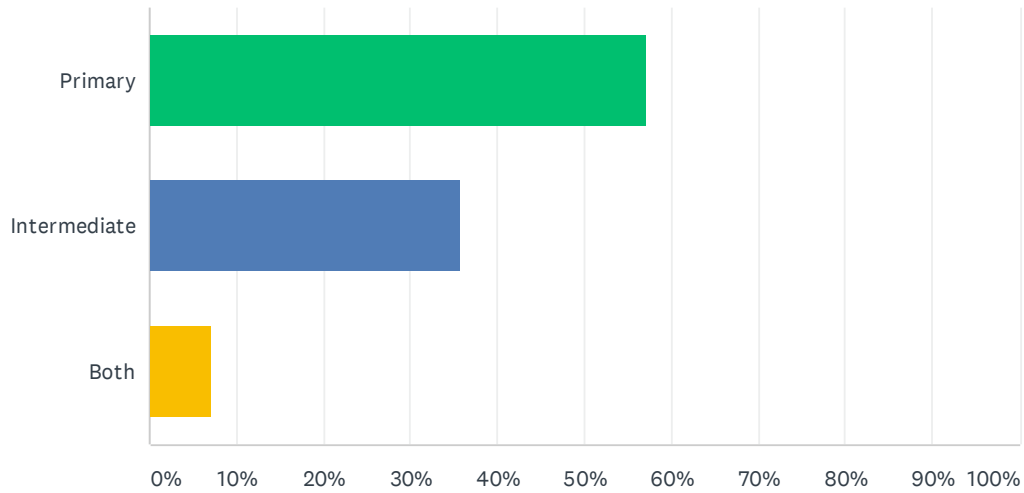
ANSWER CHOICES	RESPONSES	
Casa Loma	0.00%	0
Cato	0.00%	0
Chavez	0.00%	0
Chipman	0.00%	0
College Hts	0.00%	0
Compton	0.00%	0
Curran	0.00%	0
Downtown	0.00%	0
Ed Center	0.00%	0
Eissler	0.00%	0
Emerson	0.00%	0
Evergreen	0.00%	0
Fletcher	0.00%	0
Frank West	0.00%	0
Franklin	0.00%	0
Fremont	0.00%	0
Garza	0.00%	0
Harding	0.00%	0
Harris	0.00%	0
Horace Mann	0.00%	0
Hort	0.00%	0
Jefferson	0.00%	0
Longfellow	0.00%	0
McKinley	0.00%	0
Mt.Vernon	0.00%	0
Munsey	0.00%	0
Nichols	0.00%	0
Noble	0.00%	0
Nurses	0.00%	0
Owens Intermediate	0.00%	0
Owens Primary	0.00%	0
Pauly	0.00%	0

2019-2020 BETA Administration/Site Climate Survey

Pioneer	100.00%	14
Rafer Johnson	0.00%	0
Roosevelt	0.00%	0
Sequoia	0.00%	0
Sierra	0.00%	0
Special Ed Office	0.00%	0
Stella Hills	0.00%	0
Stiern	0.00%	0
Thorner	0.00%	0
Voorhies	0.00%	0
Washington	0.00%	0
Wayside	0.00%	0
William Penn	0.00%	0
Williams	0.00%	0
Other (please specify)	0.00%	0
Total Respondents: 14		

Q2 Instructional Grade Level or Support Services

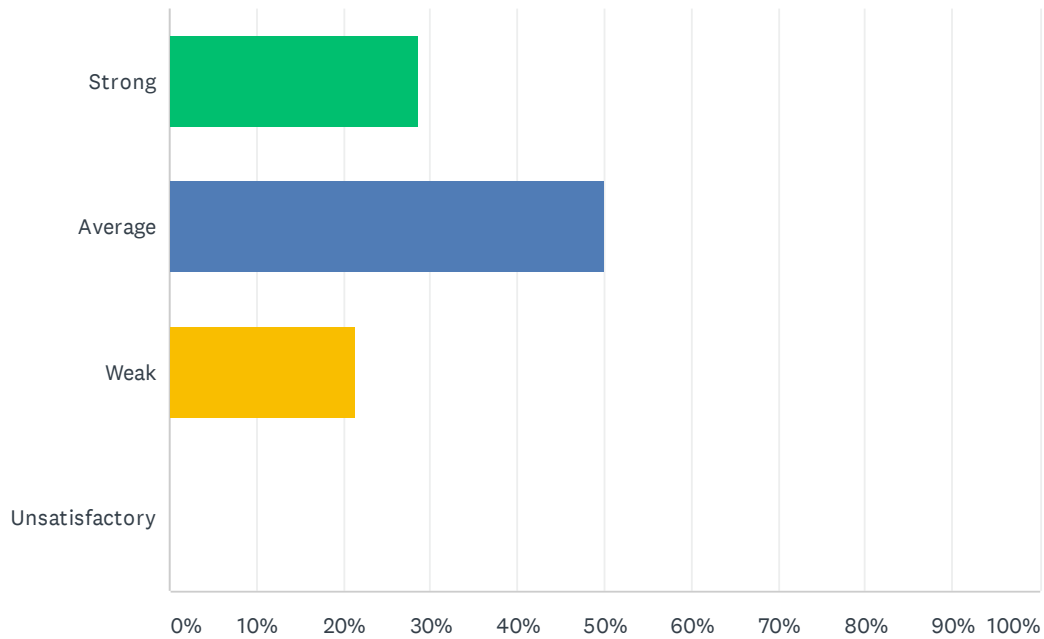
Answered: 14 Skipped: 0



ANSWER CHOICES	RESPONSES	
Primary	57.14%	8
Intermediate	35.71%	5
Both	7.14%	1
TOTAL		14

Q3 Site administration is sensitive to the needs of students, staff, and community.

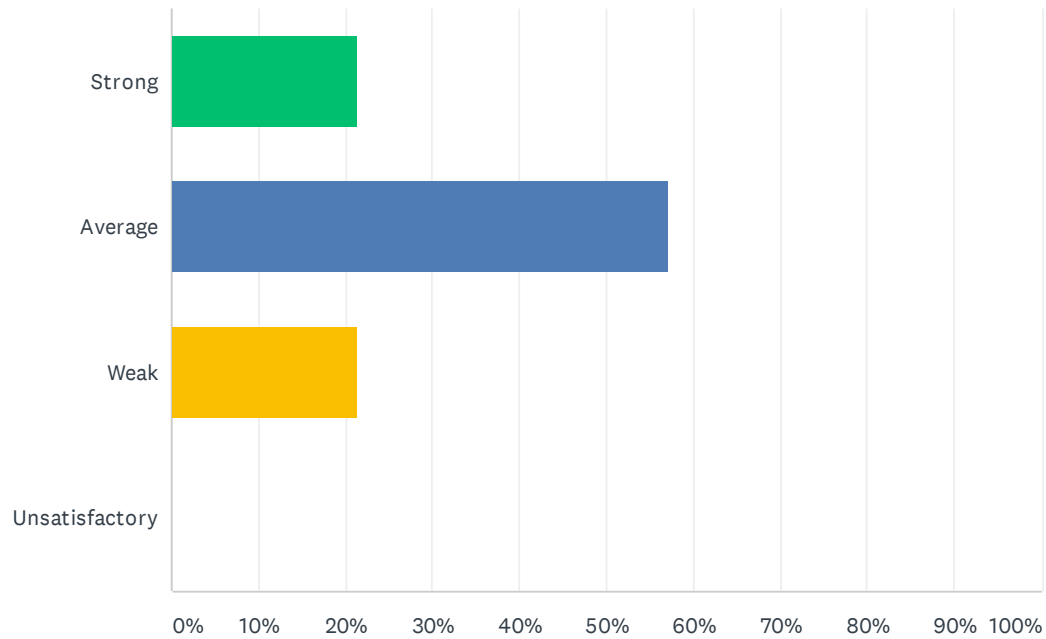
Answered: 14 Skipped: 0



ANSWER CHOICES	RESPONSES	
Strong	28.57%	4
Average	50.00%	7
Weak	21.43%	3
Unsatisfactory	0.00%	0
TOTAL		14

Q4 Site administration treats staff with respect; you feel like a valued member of a team

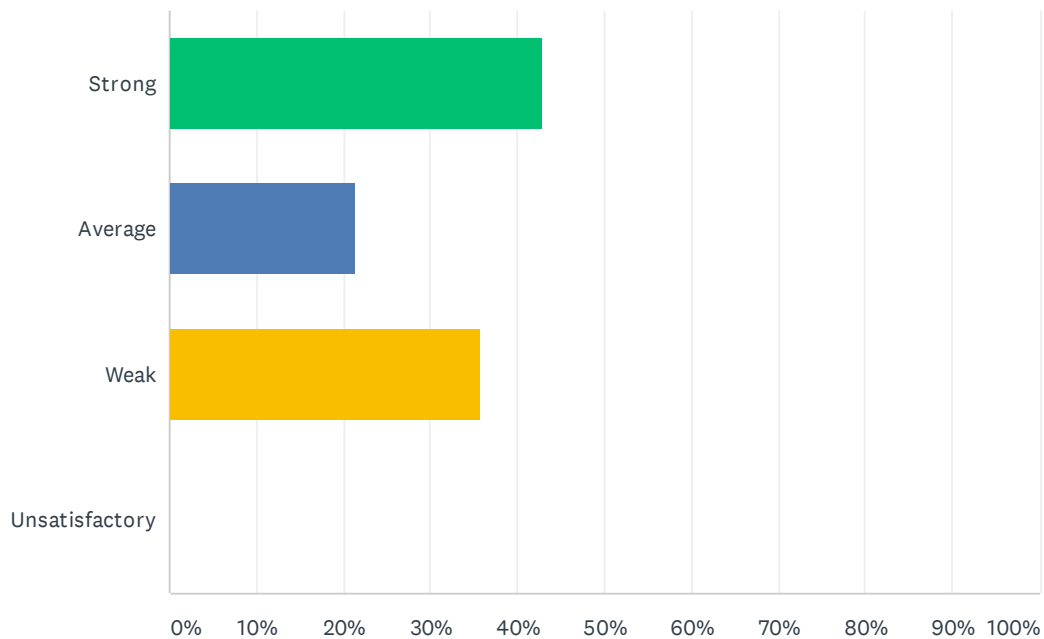
Answered: 14 Skipped: 0



ANSWER CHOICES	RESPONSES	
Strong	21.43%	3
Average	57.14%	8
Weak	21.43%	3
Unsatisfactory	0.00%	0
TOTAL		14

Q5 Site administration conducts classroom visits (walk-through) in least the disruptive manner and leaves timely feedback (within 24 hours).

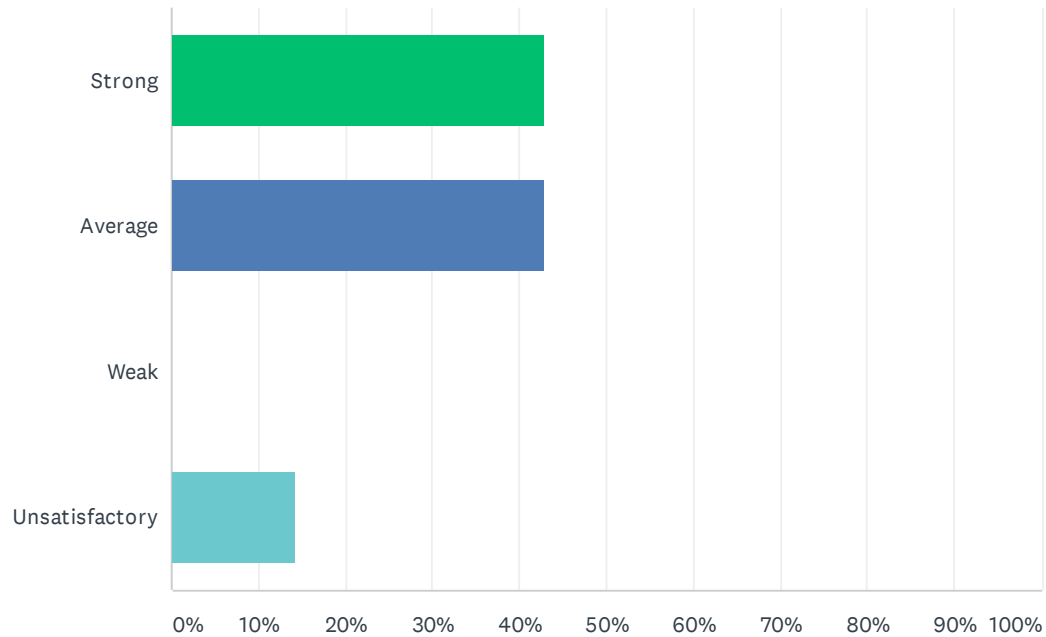
Answered: 14 Skipped: 0



ANSWER CHOICES	RESPONSES	
Strong	42.86%	6
Average	21.43%	3
Weak	35.71%	5
Unsatisfactory	0.00%	0
TOTAL		14

Q6 Site administration follows the contract and respects personal rights.

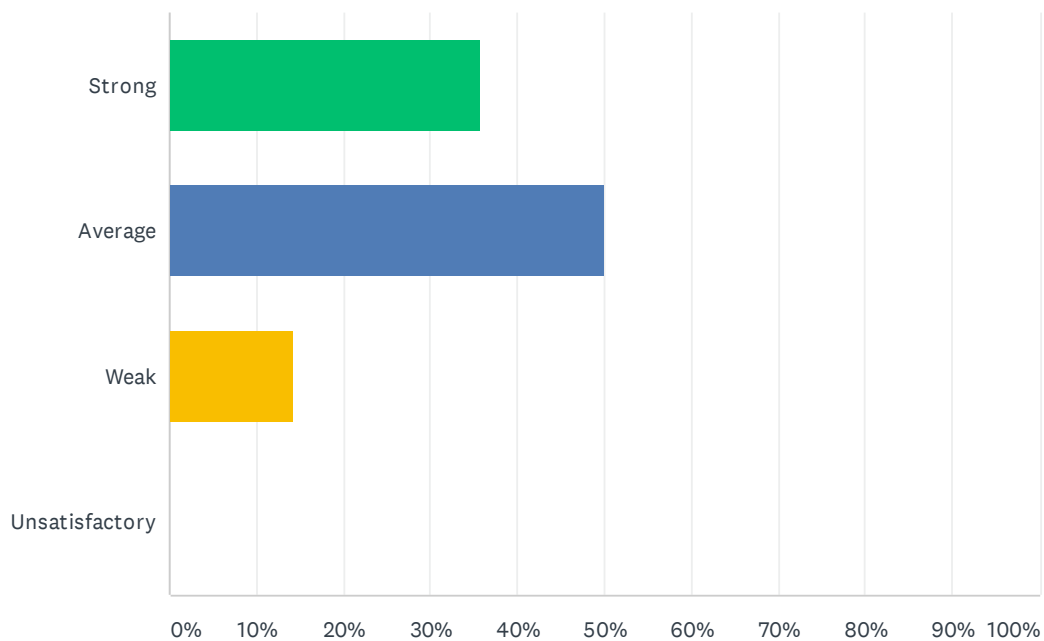
Answered: 14 Skipped: 0



ANSWER CHOICES	RESPONSES	
Strong	42.86%	6
Average	42.86%	6
Weak	0.00%	0
Unsatisfactory	14.29%	2
TOTAL		14

Q7 Administration utilizes staff according to their job description (ie. Coaches, APL's, Specialists & Staff).

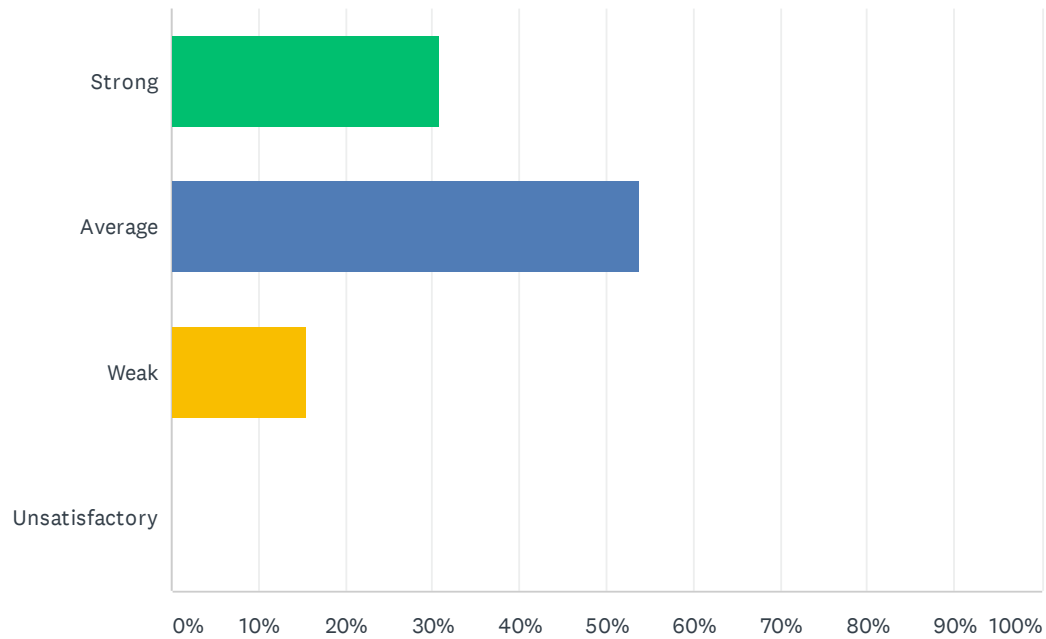
Answered: 14 Skipped: 0



ANSWER CHOICES	RESPONSES	
Strong	35.71%	5
Average	50.00%	7
Weak	14.29%	2
Unsatisfactory	0.00%	0
TOTAL		14

Q8 Administration maintains open communication with staff, parents, and students.

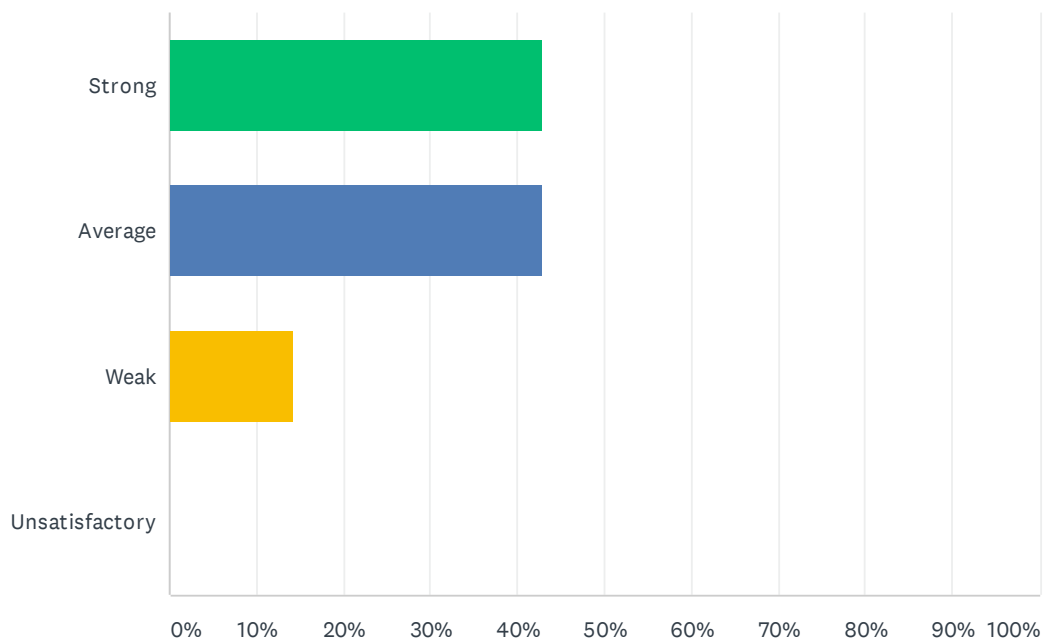
Answered: 13 Skipped: 1



ANSWER CHOICES	RESPONSES	
Strong	30.77%	4
Average	53.85%	7
Weak	15.38%	2
Unsatisfactory	0.00%	0
TOTAL		13

Q9 Administration supports staff against attacks and criticism from parents.

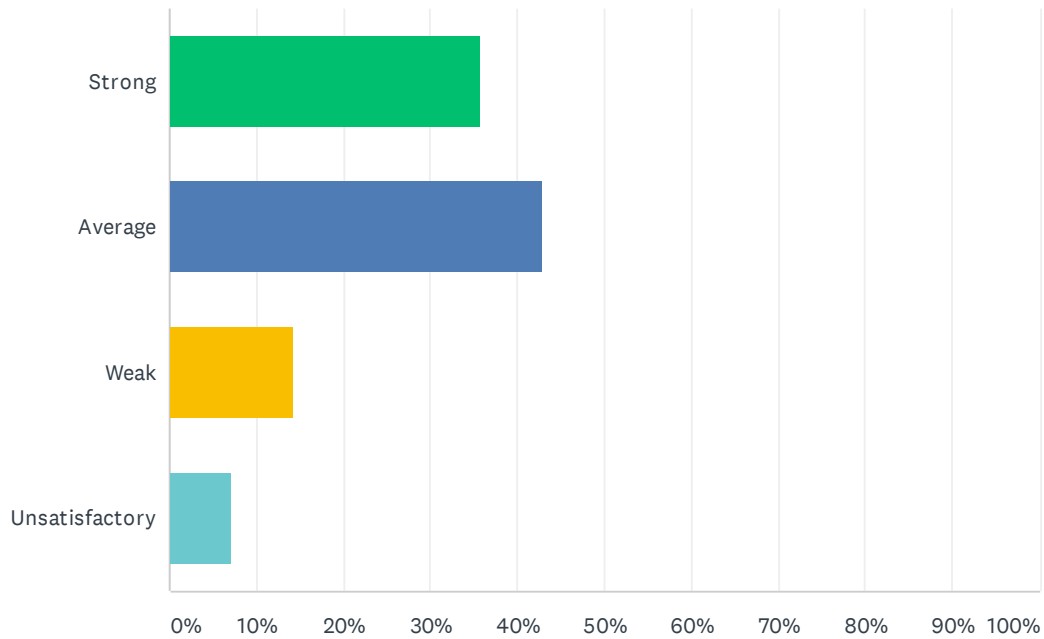
Answered: 14 Skipped: 0



ANSWER CHOICES	RESPONSES	
Strong	42.86%	6
Average	42.86%	6
Weak	14.29%	2
Unsatisfactory	0.00%	0
TOTAL		14

Q10 Site administration treats all teachers equally; there is no preferential treatment.

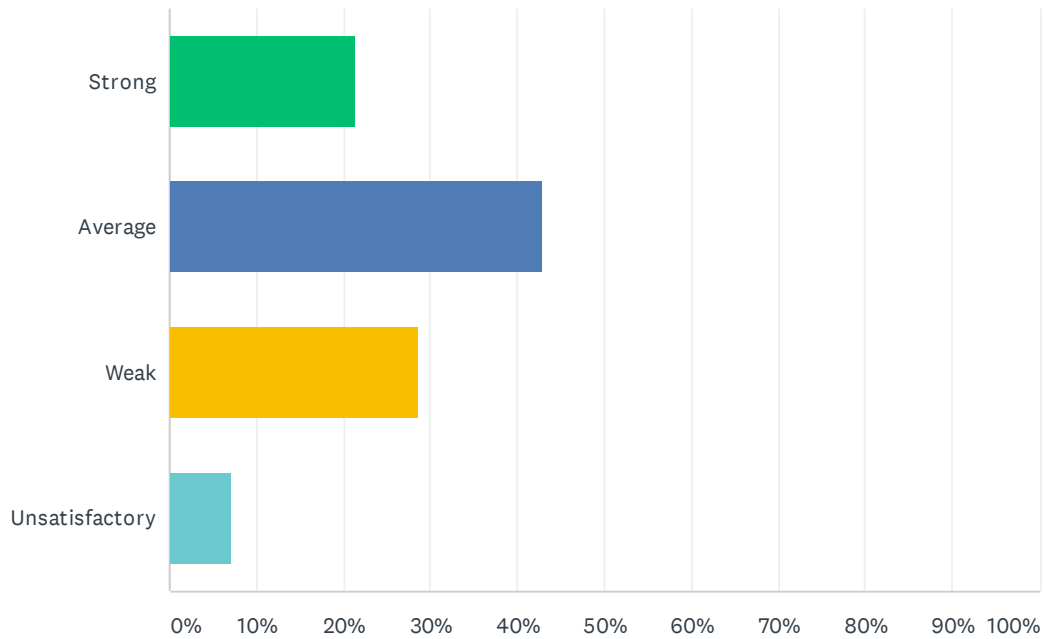
Answered: 14 Skipped: 0



ANSWER CHOICES	RESPONSES	
Strong	35.71%	5
Average	42.86%	6
Weak	14.29%	2
Unsatisfactory	7.14%	1
TOTAL		14

Q11 Administration supports classroom discipline procedures and follows District discipline guidelines.

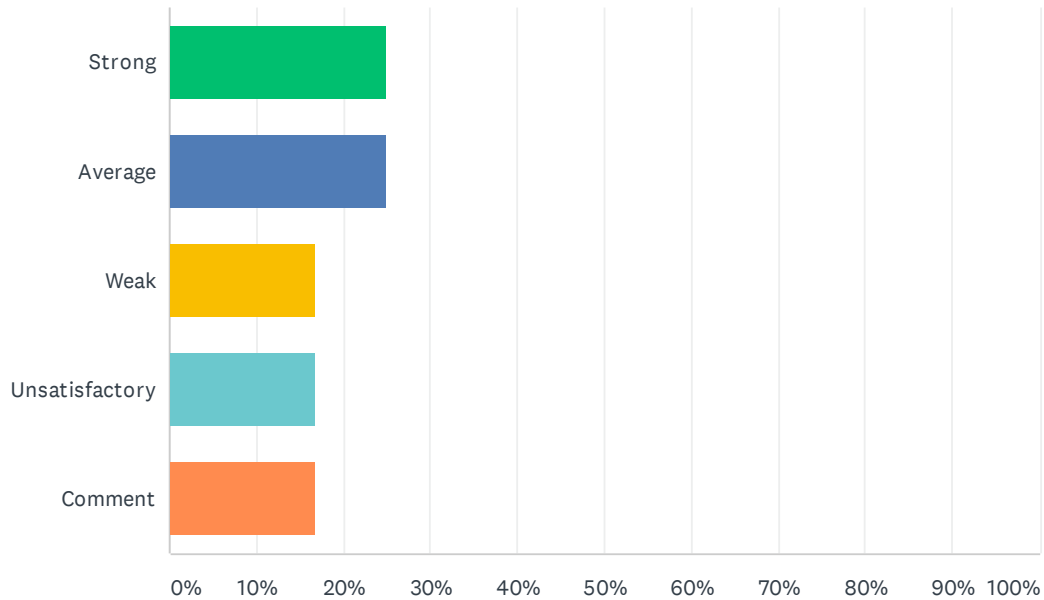
Answered: 14 Skipped: 0



ANSWER CHOICES	RESPONSES	
Strong	21.43%	3
Average	42.86%	6
Weak	28.57%	4
Unsatisfactory	7.14%	1
TOTAL		14

Q12 Administration processes ODR's (Office Disciplinary Referrals) within 48 hours and supports staff when discipline moves beyond classroom managed behaviors.

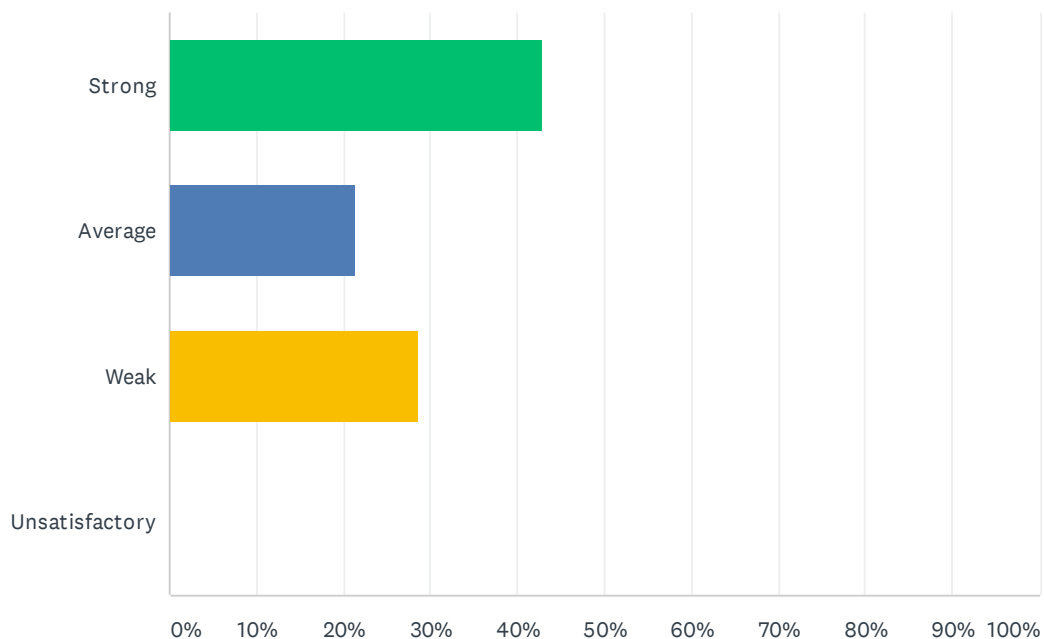
Answered: 12 Skipped: 2



ANSWER CHOICES	RESPONSES	
Strong	25.00%	3
Average	25.00%	3
Weak	16.67%	2
Unsatisfactory	16.67%	2
Comment	16.67%	2
TOTAL		12

Q13 Administration treats teachers as professionals; the teacher's word is not disregarded in favor of the student's.

Answered: 14 Skipped: 0



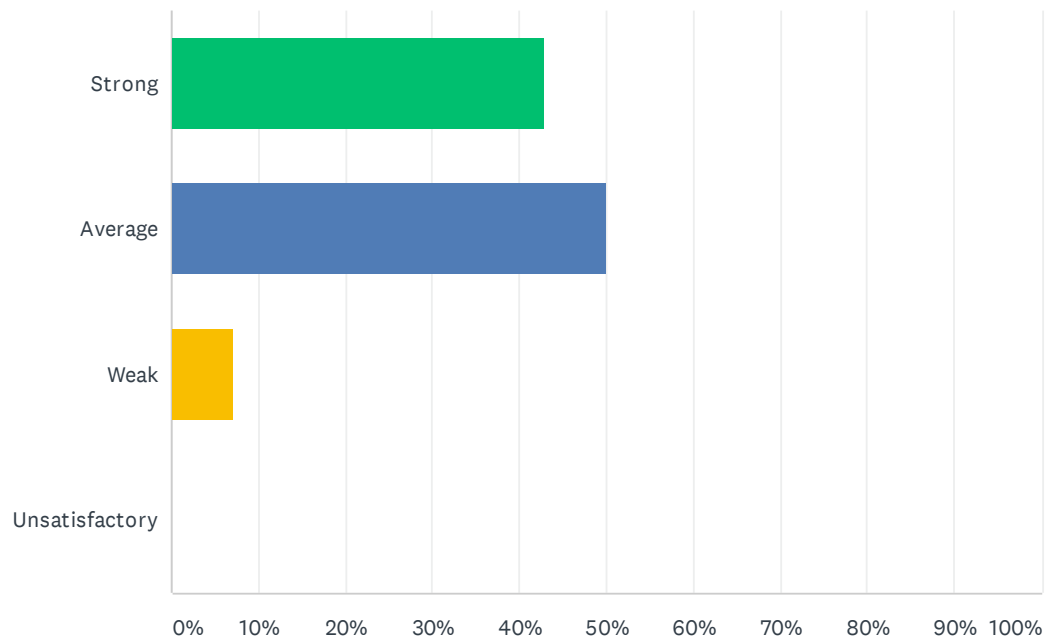
ANSWER CHOICES	RESPONSES	
Strong	42.86%	6
Average	21.43%	3
Weak	28.57%	4
Unsatisfactory	0.00%	0
TOTAL		14

Q14 How do you feel that your administration positively/negatively impacts working conditions at your site?

Answered: 12 Skipped: 2

Q15 Site staff is involved in setting school policies and budgetary priorities.

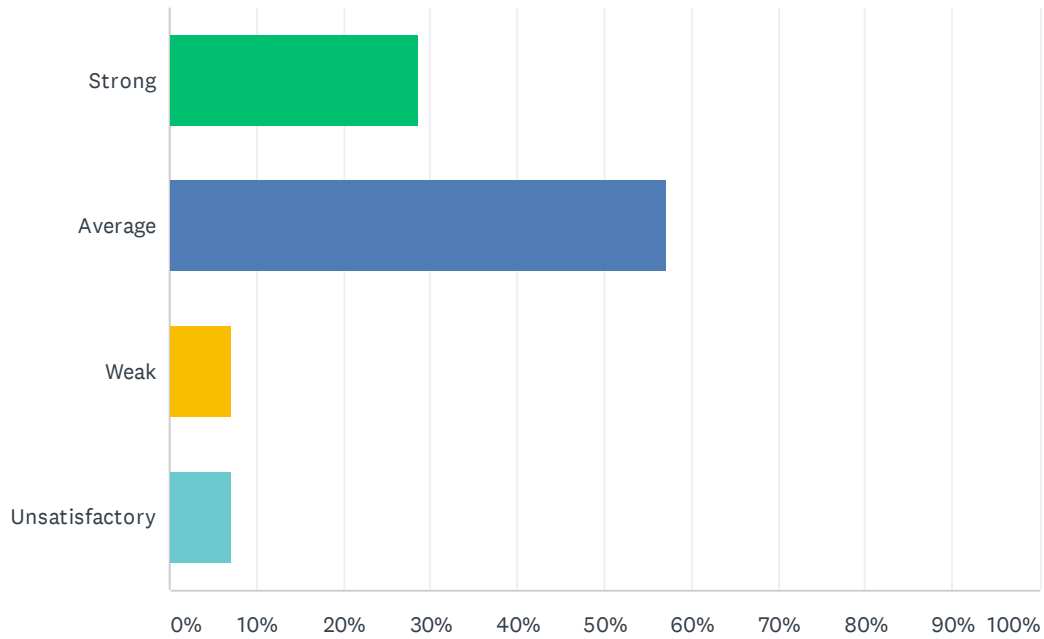
Answered: 14 Skipped: 0



ANSWER CHOICES	RESPONSES	
Strong	42.86%	6
Average	50.00%	7
Weak	7.14%	1
Unsatisfactory	0.00%	0
TOTAL		14

Q16 Site meetings are productive and not excessive.

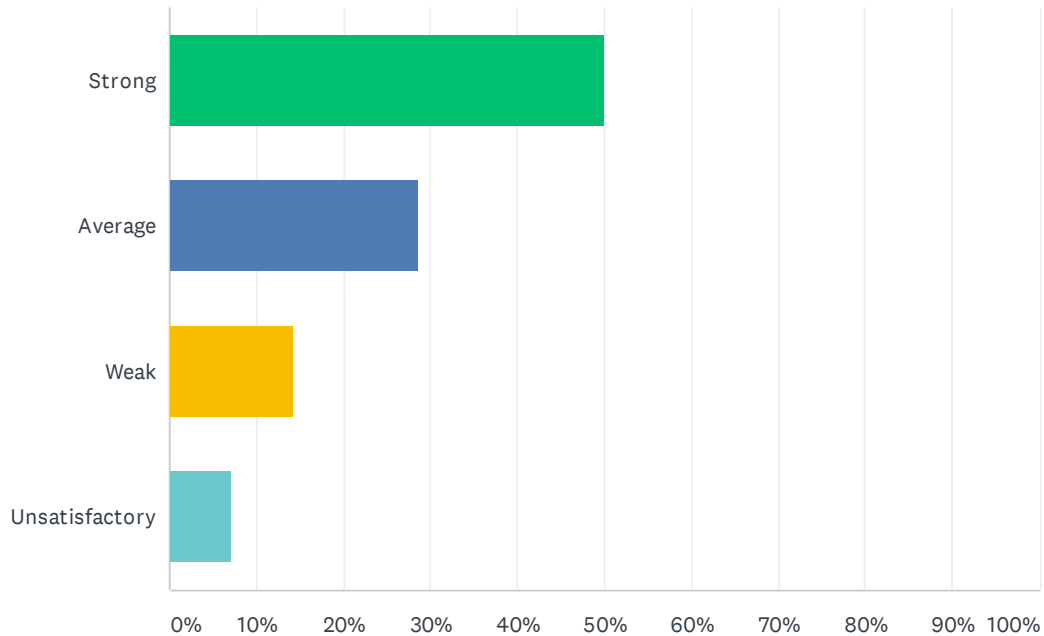
Answered: 14 Skipped: 0



ANSWER CHOICES	RESPONSES	
Strong	28.57%	4
Average	57.14%	8
Weak	7.14%	1
Unsatisfactory	7.14%	1
TOTAL		14

Q17 Bank days are used for PLC activities; Site administration uses two Bank Days a month and staff gets uninterrupted planning/preparation time twice a month during Bank Days.

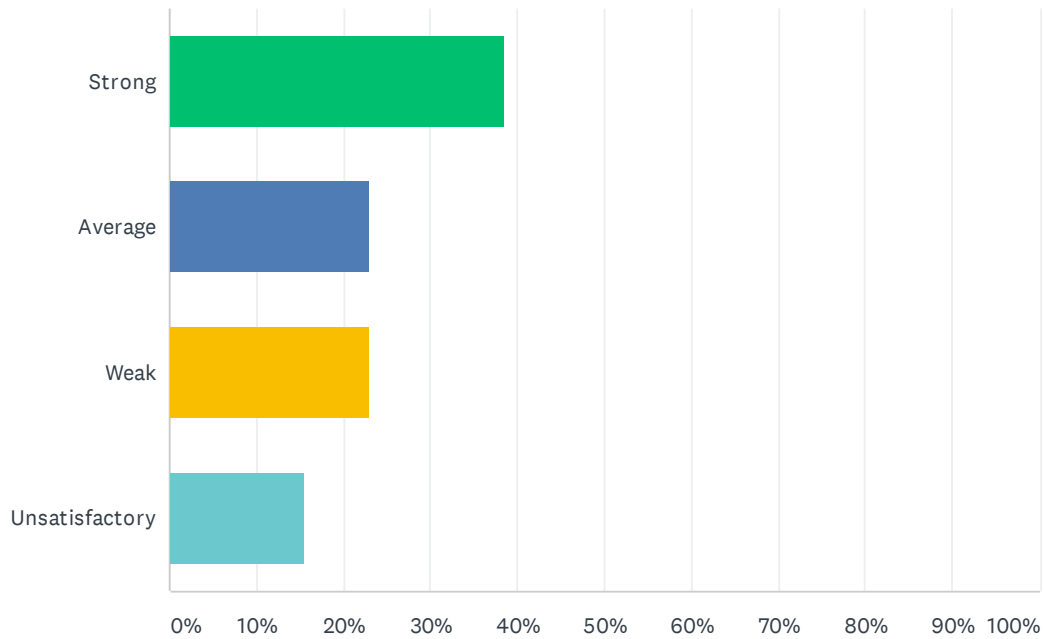
Answered: 14 Skipped: 0



ANSWER CHOICES	RESPONSES	
Strong	50.00%	7
Average	28.57%	4
Weak	14.29%	2
Unsatisfactory	7.14%	1
TOTAL		14

Q18 My site receives daily consecutive uninterrupted planning/preparation time. (30 minutes / 40 minutes)

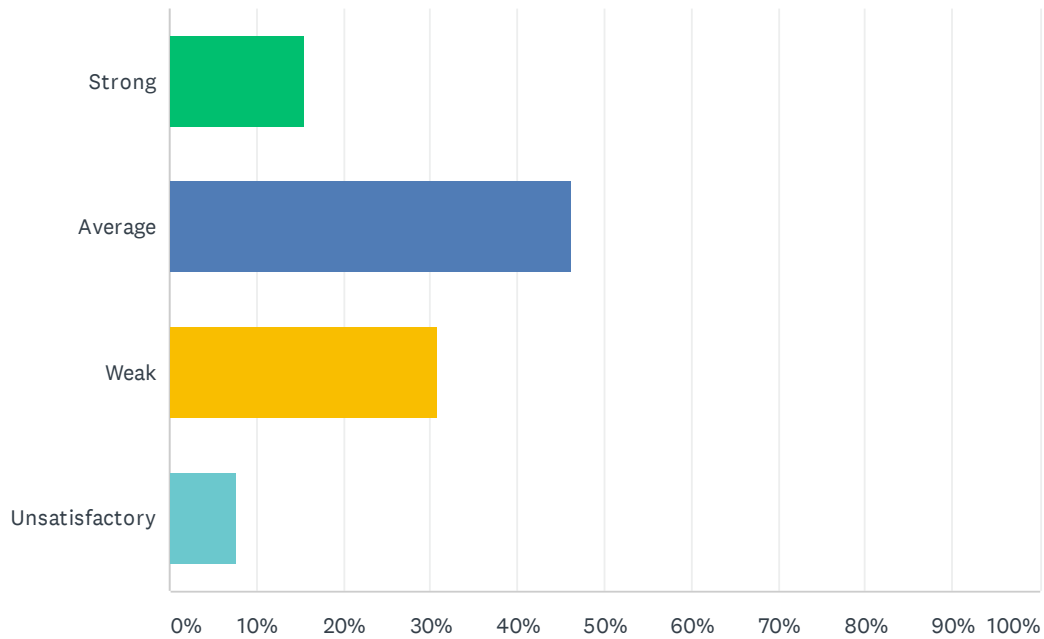
Answered: 13 Skipped: 1



ANSWER CHOICES	RESPONSES	
Strong	38.46%	5
Average	23.08%	3
Weak	23.08%	3
Unsatisfactory	15.38%	2
TOTAL		13

Q19 Staff is given time to input district required data (ie. Benchmarks, Dibels, CFAs, Report Card, and etc).

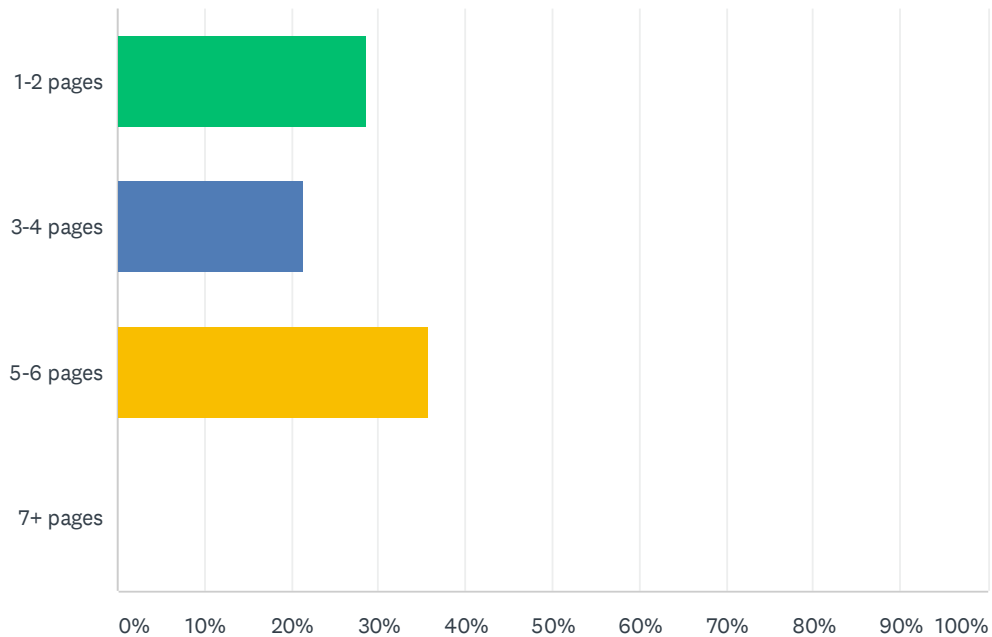
Answered: 13 Skipped: 1



ANSWER CHOICES	RESPONSES	
Strong	15.38%	2
Average	46.15%	6
Weak	30.77%	4
Unsatisfactory	7.69%	1
TOTAL		13

Q20 Teachers are required to submit complete, but not excessively lengthy lesson plans.

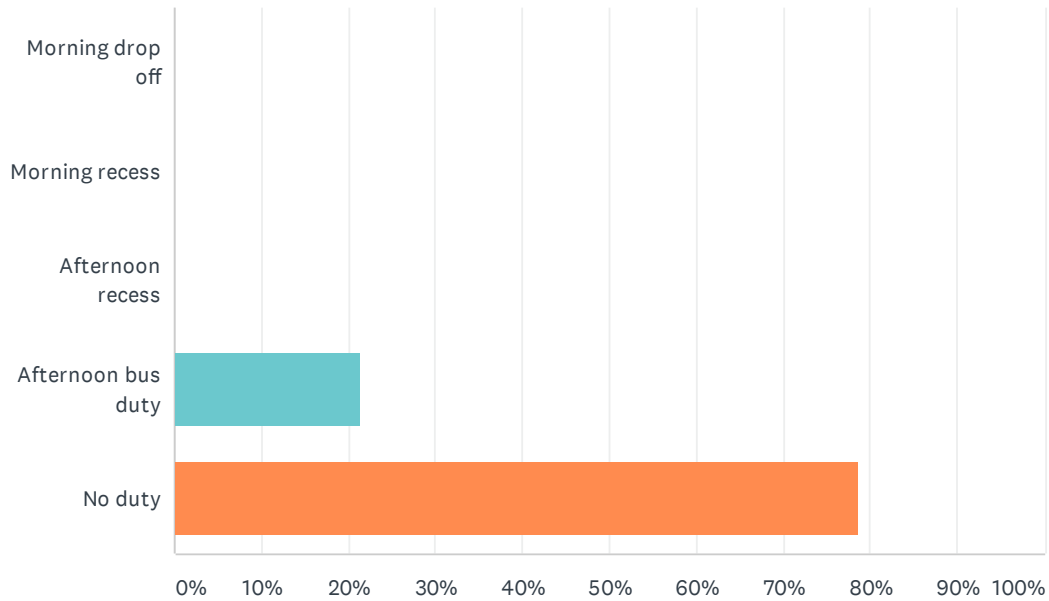
Answered: 14 Skipped: 0



ANSWER CHOICES	RESPONSES	
1-2 pages	28.57%	4
3-4 pages	21.43%	3
5-6 pages	35.71%	5
7+ pages	0.00%	0
TOTAL		14

Q21 Staff has recess and/or bus duty.

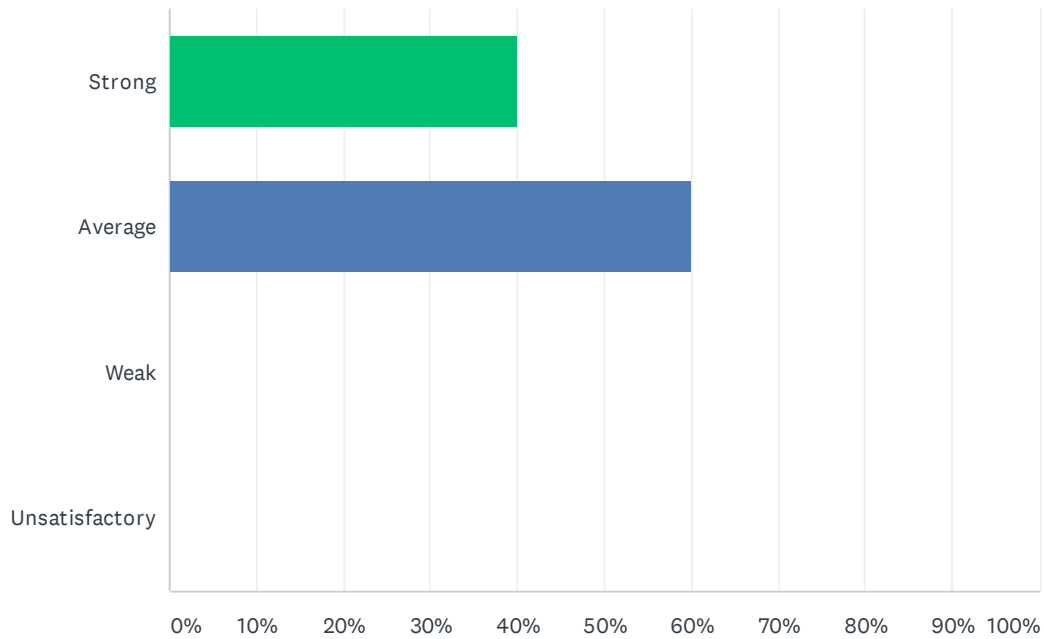
Answered: 14 Skipped: 0



ANSWER CHOICES	RESPONSES	
Morning drop off	0.00%	0
Morning recess	0.00%	0
Afternoon recess	0.00%	0
Afternoon bus duty	21.43%	3
No duty	78.57%	11
Total Respondents: 14		

Q22 The Special Education Department is assisting you with your questions, problems, and concerns.

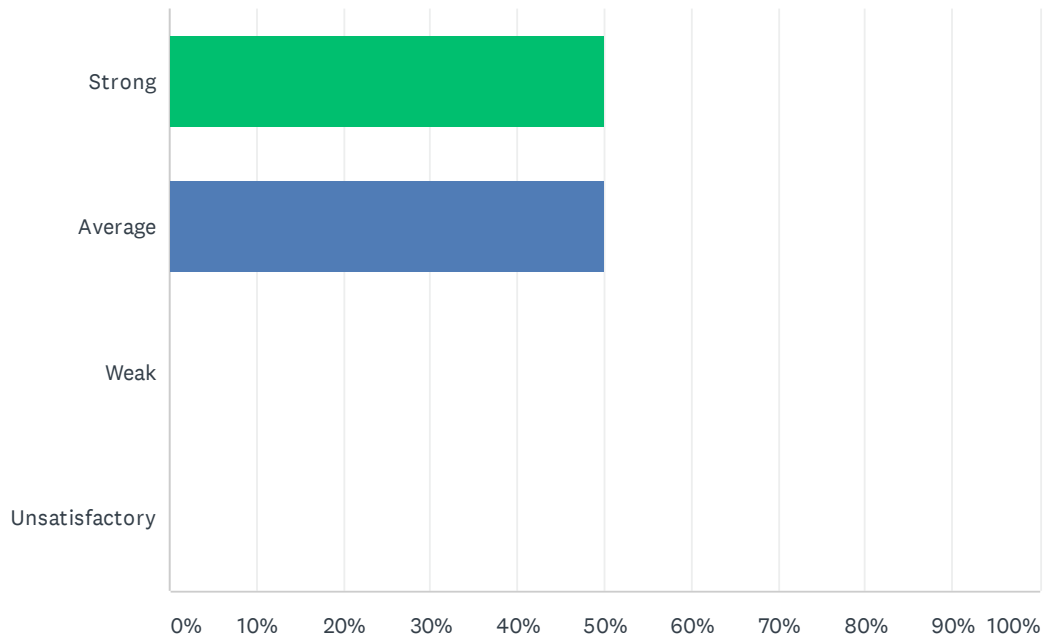
Answered: 5 Skipped: 9



ANSWER CHOICES	RESPONSES	
Strong	40.00%	2
Average	60.00%	3
Weak	0.00%	0
Unsatisfactory	0.00%	0
TOTAL		5

Q23 Special Education class size is balanced within each program to ensure student safety and individualized instruction.

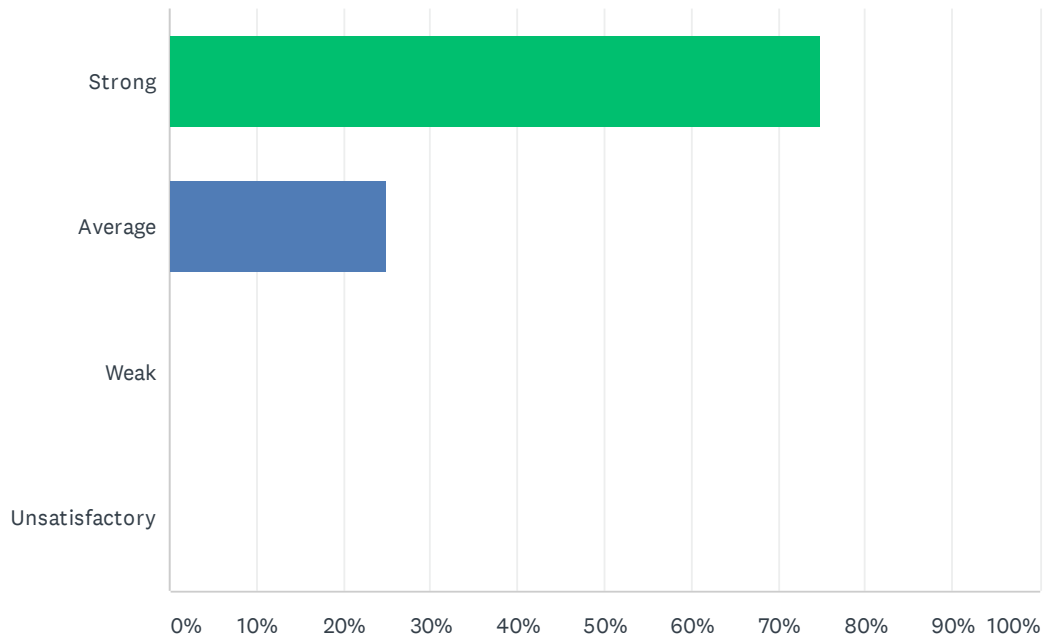
Answered: 4 Skipped: 10



ANSWER CHOICES	RESPONSES	
Strong	50.00%	2
Average	50.00%	2
Weak	0.00%	0
Unsatisfactory	0.00%	0
TOTAL		4

Q24 Special education teachers have opportunities to participate in school-based, content area staff development.

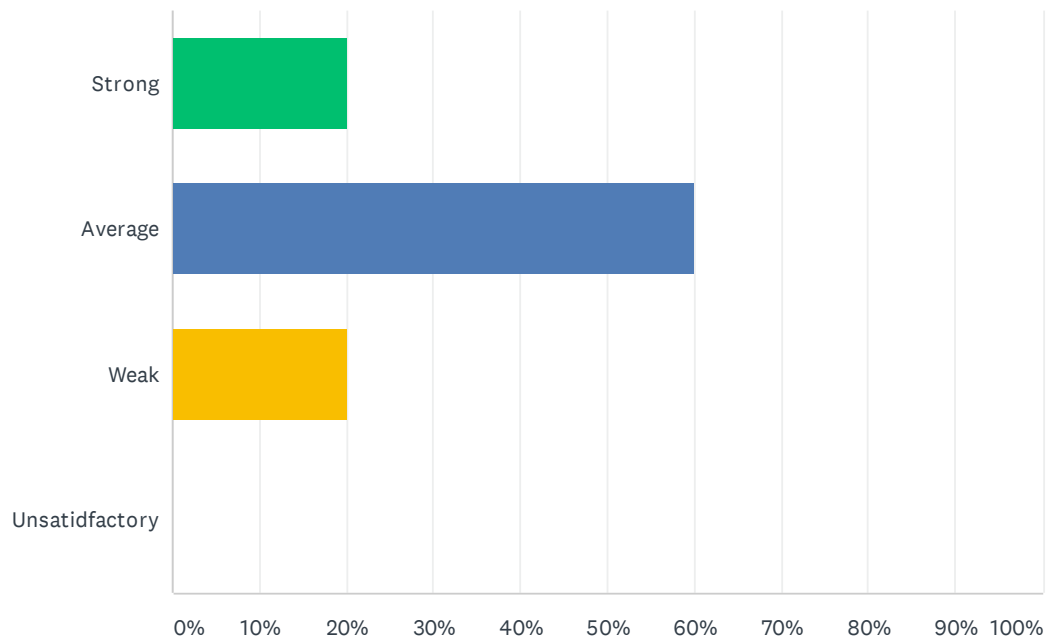
Answered: 4 Skipped: 10



ANSWER CHOICES	RESPONSES	
Strong	75.00%	3
Average	25.00%	1
Weak	0.00%	0
Unsatisfactory	0.00%	0
TOTAL		4

Q25 Special education teachers have needed access to ALL instructional resources provided to the general education teachers.

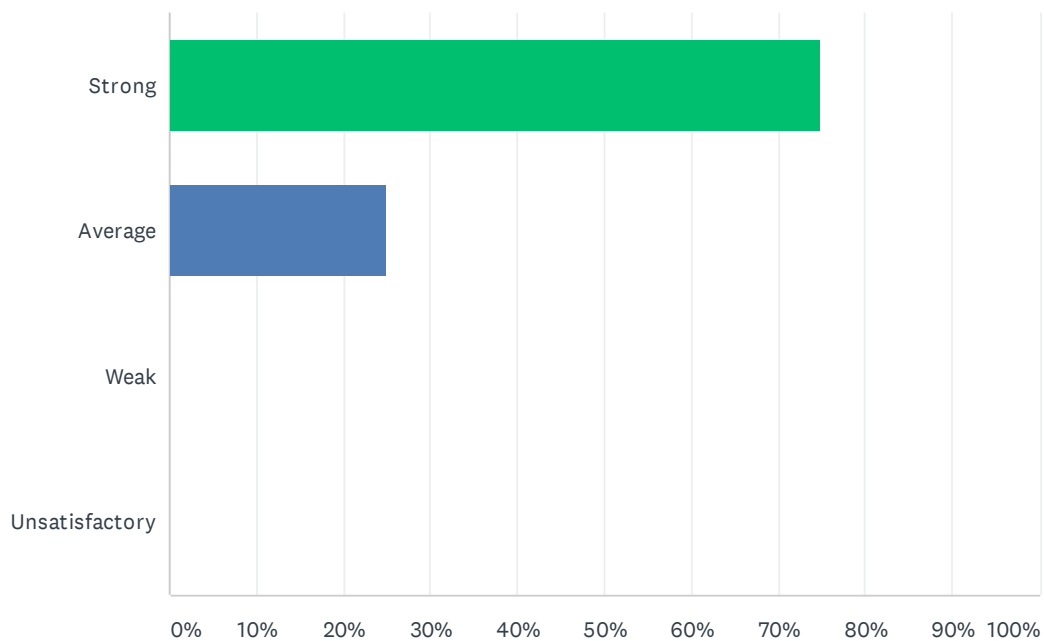
Answered: 5 Skipped: 9



ANSWER CHOICES	RESPONSES	
Strong	20.00%	1
Average	60.00%	3
Weak	20.00%	1
Unsatisfactory	0.00%	0
TOTAL		5

Q26 Special education teachers are adequately trained in the administration of state assessments and District IEP's.

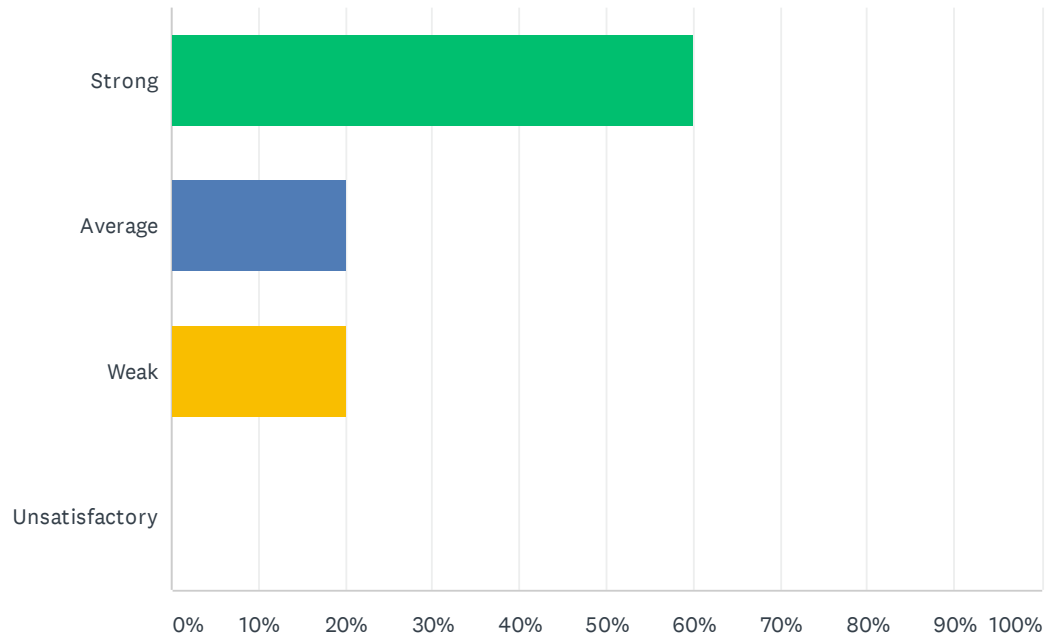
Answered: 4 Skipped: 10



ANSWER CHOICES	RESPONSES	
Strong	75.00%	3
Average	25.00%	1
Weak	0.00%	0
Unsatisfactory	0.00%	0
TOTAL		4

Q27 The site principal is accessible to discuss special education issues.

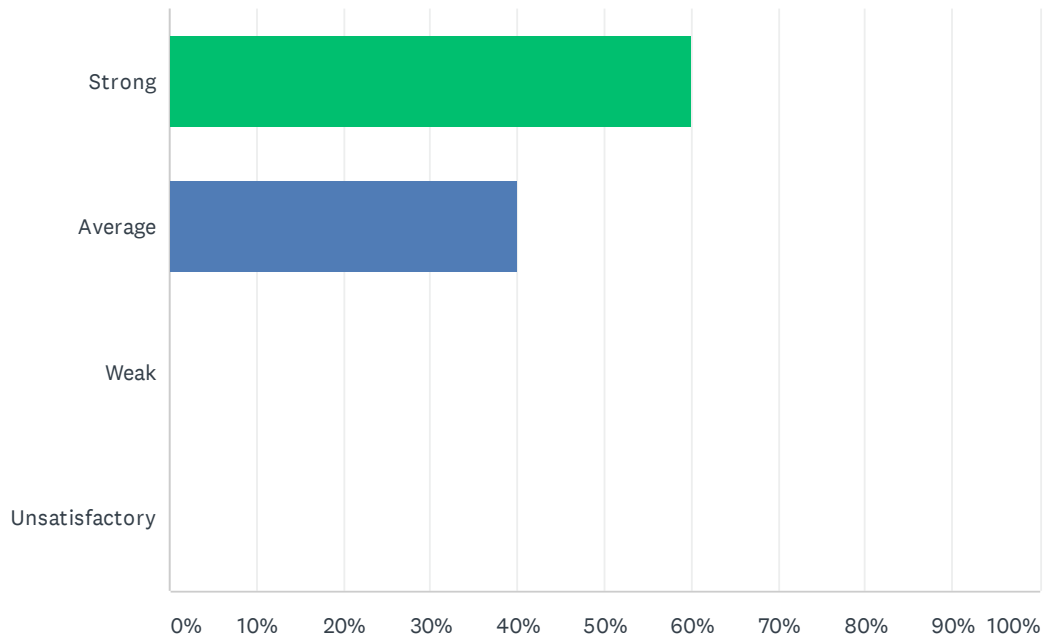
Answered: 5 Skipped: 9



ANSWER CHOICES	RESPONSES	
Strong	60.00%	3
Average	20.00%	1
Weak	20.00%	1
Unsatisfactory	0.00%	0
TOTAL		5

Q28 The site principal promotes equal opportunities for all students to learn.

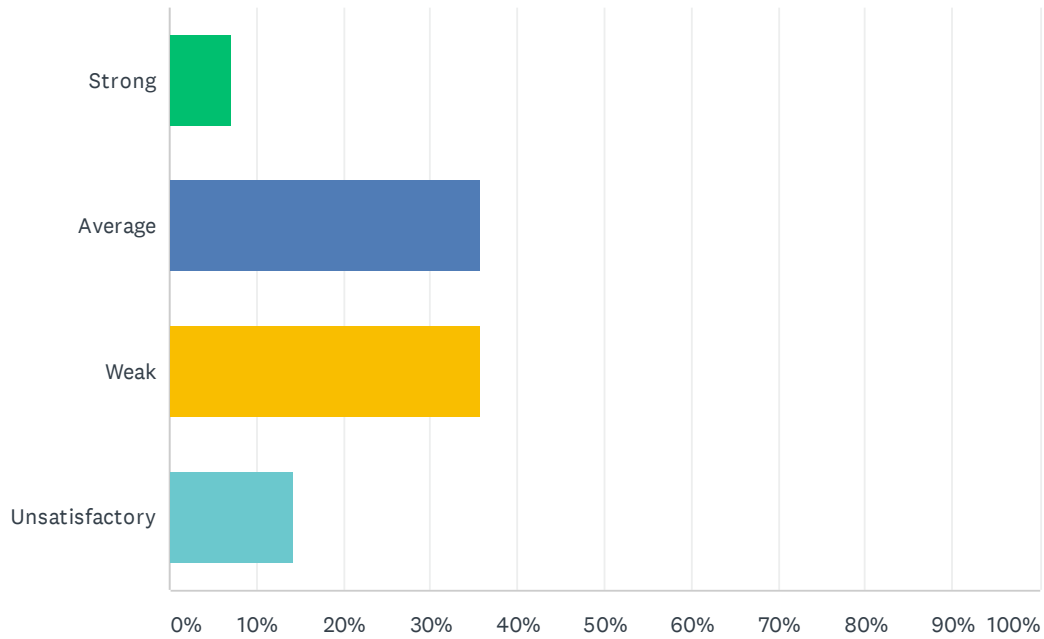
Answered: 5 Skipped: 9



ANSWER CHOICES	RESPONSES	
Strong	60.00%	3
Average	40.00%	2
Weak	0.00%	0
Unsatisfactory	0.00%	0
TOTAL		5

Q29 PBIS is used effectively and is improving behavior.

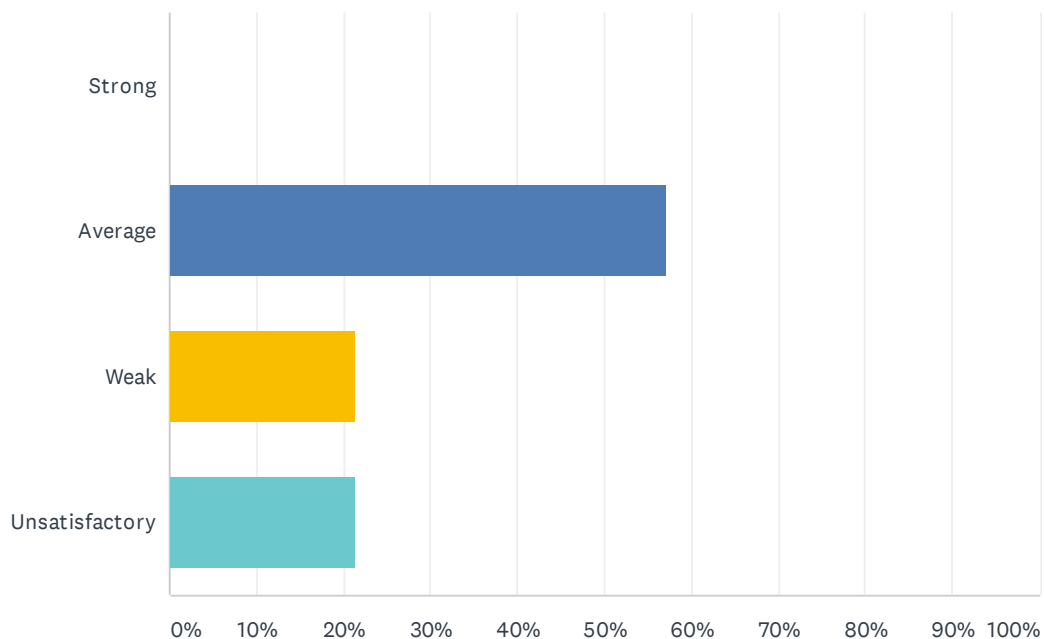
Answered: 14 Skipped: 0



ANSWER CHOICES	RESPONSES	
Strong	7.14%	1
Average	35.71%	5
Weak	35.71%	5
Unsatisfactory	14.29%	2
TOTAL		14

Q30 PBIS and Behavior Intervention Specialists are creating a safer environment at my site.

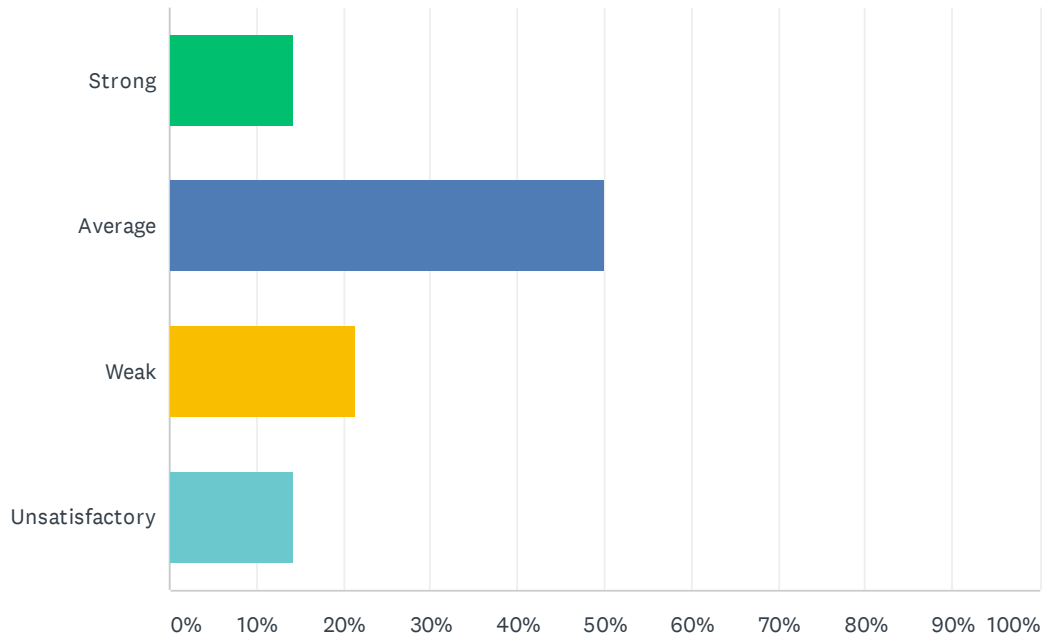
Answered: 14 Skipped: 0



ANSWER CHOICES	RESPONSES	
Strong	0.00%	0
Average	57.14%	8
Weak	21.43%	3
Unsatisfactory	21.43%	3
TOTAL		14

Q31 Staff and students feel safe at my site.

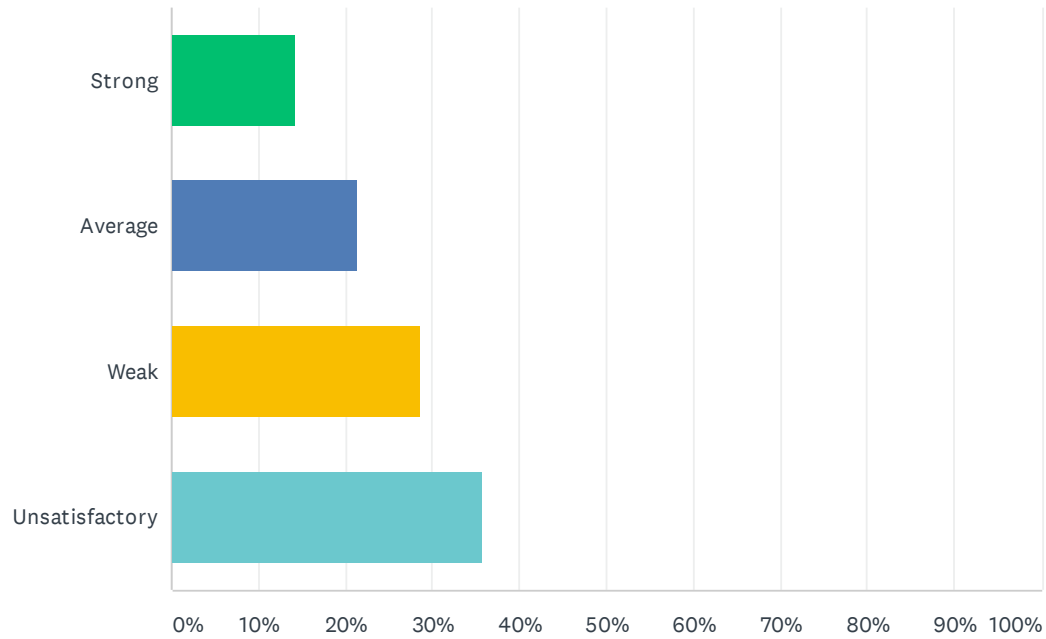
Answered: 14 Skipped: 0



ANSWER CHOICES	RESPONSES	
Strong	14.29%	2
Average	50.00%	7
Weak	21.43%	3
Unsatisfactory	14.29%	2
TOTAL		14

Q32 Discipline is improving at my site and not interfering with learning.

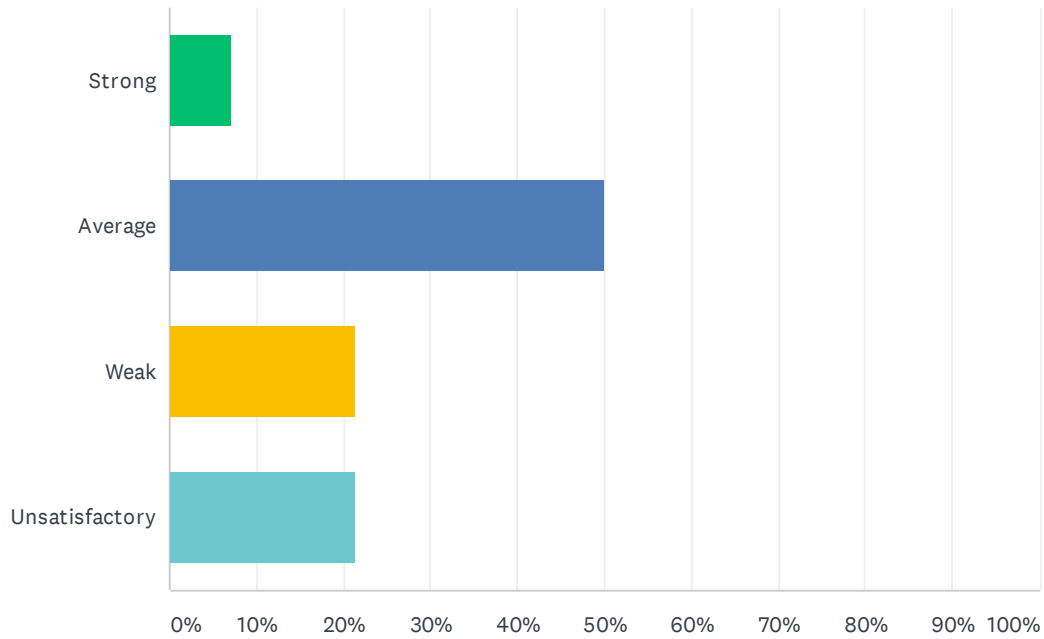
Answered: 14 Skipped: 0



ANSWER CHOICES	RESPONSES	
Strong	14.29%	2
Average	21.43%	3
Weak	28.57%	4
Unsatisfactory	35.71%	5
TOTAL		14

Q33 Positive referrals are an effective tool in improving discipline.

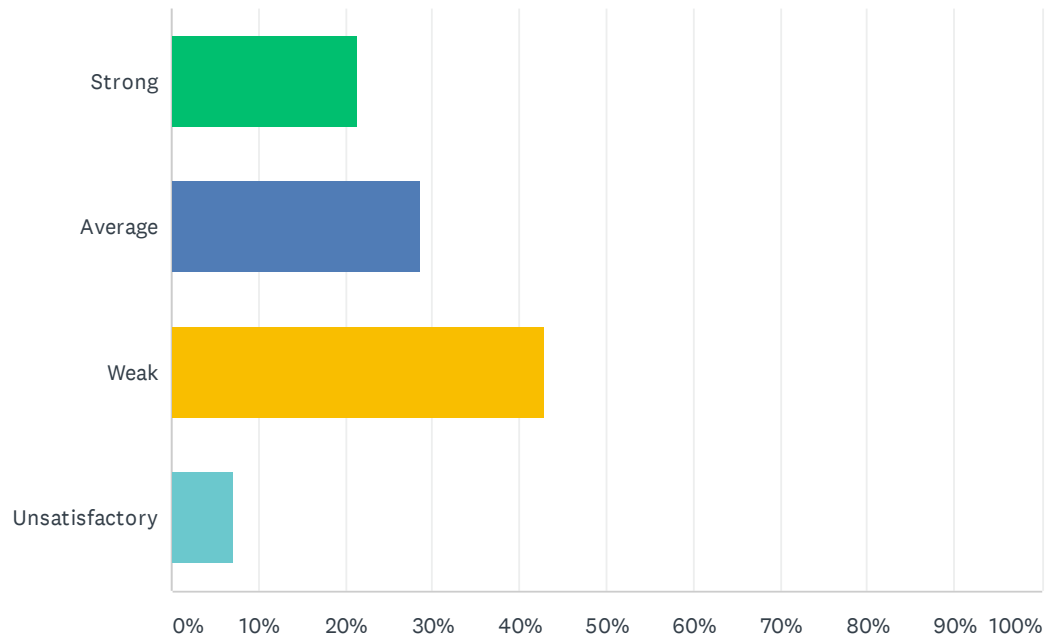
Answered: 14 Skipped: 0



ANSWER CHOICES	RESPONSES	
Strong	7.14%	1
Average	50.00%	7
Weak	21.43%	3
Unsatisfactory	21.43%	3
TOTAL		14

Q34 When ODR's (office disciplinary referral) are written the teacher's word is valued and trusted.

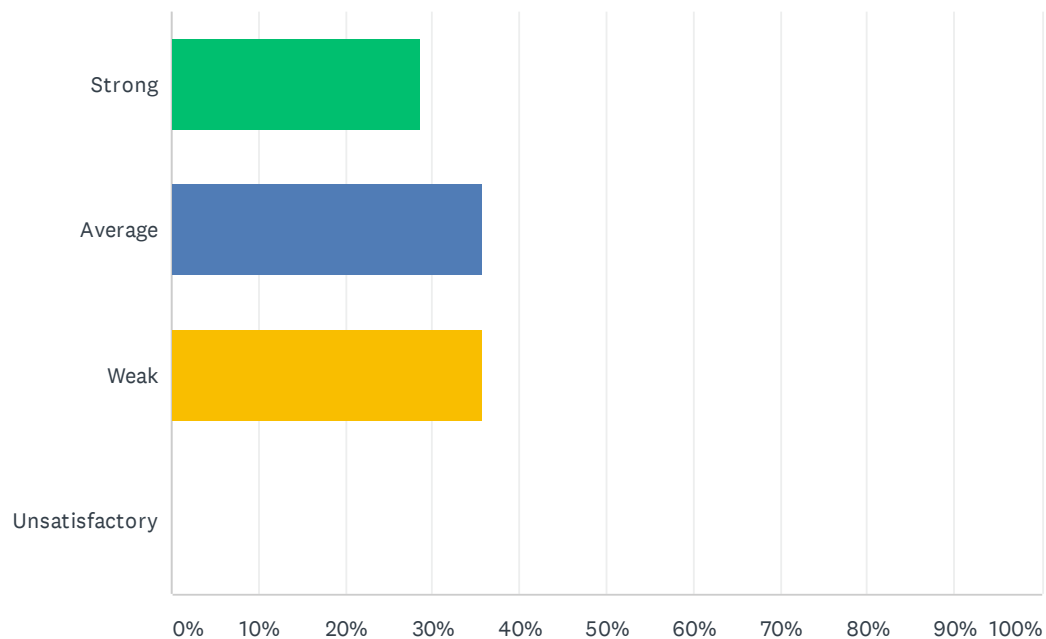
Answered: 14 Skipped: 0



ANSWER CHOICES	RESPONSES	
Strong	21.43%	3
Average	28.57%	4
Weak	42.86%	6
Unsatisfactory	7.14%	1
TOTAL		14

Q35 My site has a positive atmosphere.

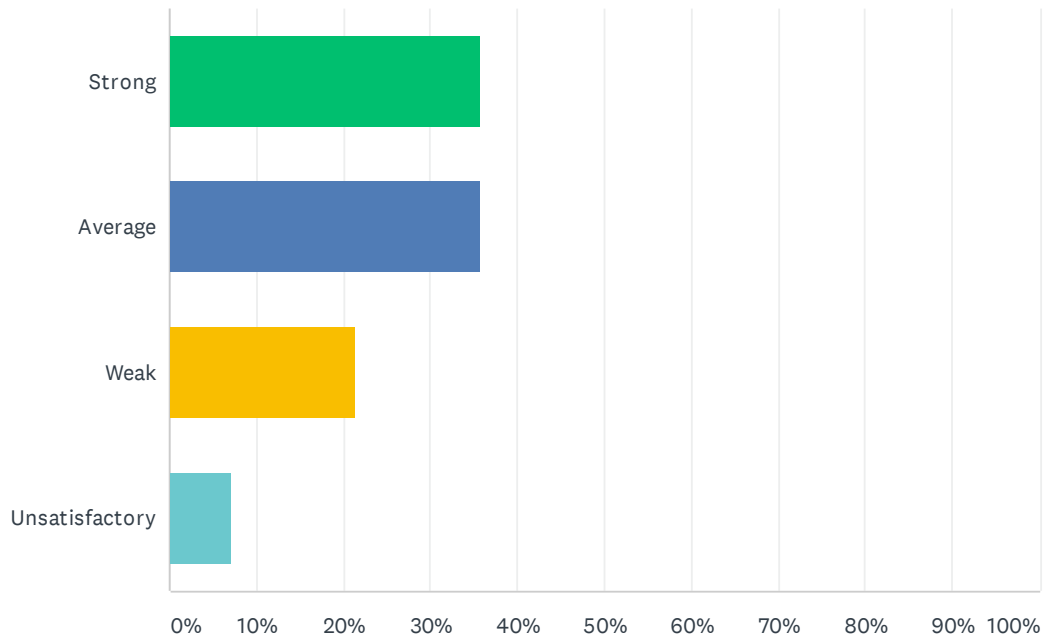
Answered: 14 Skipped: 0



ANSWER CHOICES	RESPONSES	
Strong	28.57%	4
Average	35.71%	5
Weak	35.71%	5
Unsatisfactory	0.00%	0
TOTAL		14

Q36 I would recommend my site to other employees and prospective teachers.

Answered: 14 Skipped: 0



ANSWER CHOICES	RESPONSES	
Strong	35.71%	5
Average	35.71%	5
Weak	21.43%	3
Unsatisfactory	7.14%	1
TOTAL		14

Q1 School Site (If you work at multiple sites choose your home site OR complete a survey for each site at which you spend significant time.)

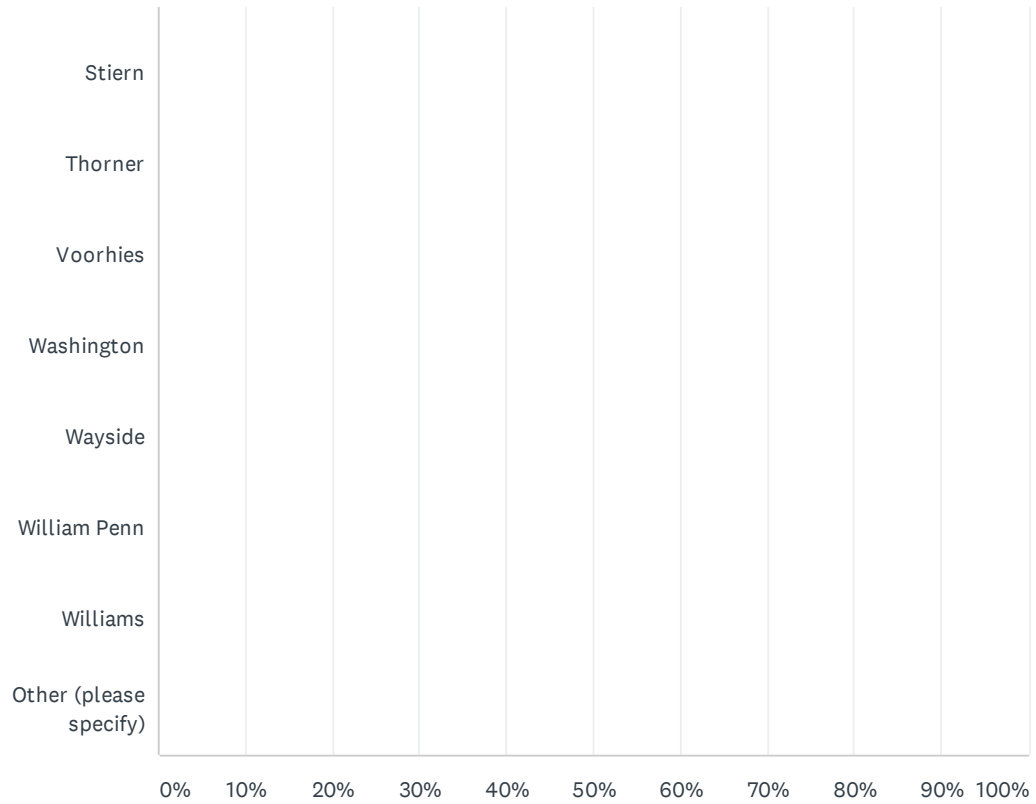
Answered: 19 Skipped: 0

Casa Loma											
Cato											
Chavez											
Chipman											
College Hts											
Compton											
Curran											
Downtown											
Ed Center											
Eissler											
Emerson											
Evergreen											
Fletcher											
Frank West											
Franklin											
Fremont											
Garza											
Harding											

2019-2020 BETA Administration/Site Climate Survey



2019-2020 BETA Administration/Site Climate Survey



2019-2020 BETA Administration/Site Climate Survey

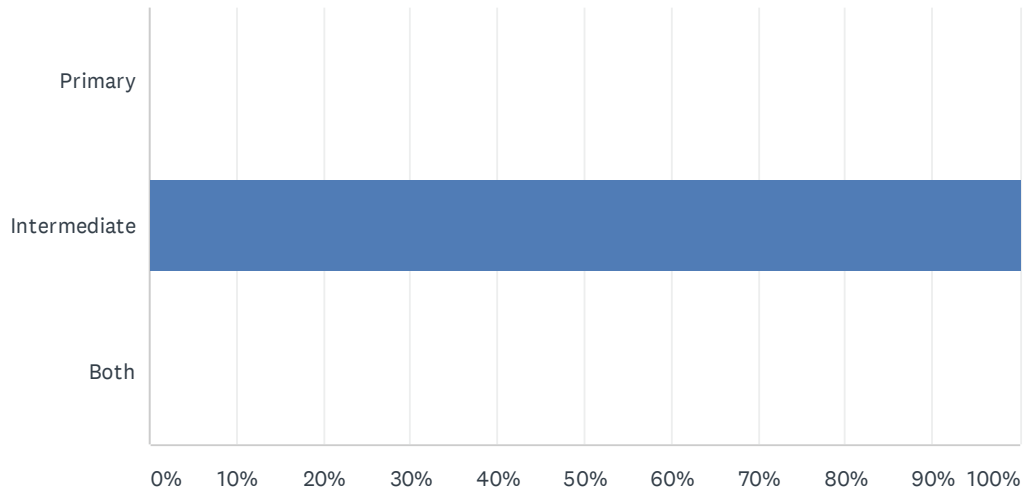
ANSWER CHOICES	RESPONSES	
Casa Loma	0.00%	0
Cato	0.00%	0
Chavez	0.00%	0
Chipman	0.00%	0
College Hts	0.00%	0
Compton	0.00%	0
Curran	0.00%	0
Downtown	0.00%	0
Ed Center	0.00%	0
Eissler	0.00%	0
Emerson	0.00%	0
Evergreen	0.00%	0
Fletcher	0.00%	0
Frank West	0.00%	0
Franklin	0.00%	0
Fremont	0.00%	0
Garza	0.00%	0
Harding	0.00%	0
Harris	0.00%	0
Horace Mann	0.00%	0
Hort	0.00%	0
Jefferson	0.00%	0
Longfellow	0.00%	0
McKinley	0.00%	0
Mt.Vernon	0.00%	0
Munsey	0.00%	0
Nichols	0.00%	0
Noble	0.00%	0
Nurses	0.00%	0
Owens Intermediate	0.00%	0
Owens Primary	0.00%	0
Pauly	0.00%	0

2019-2020 BETA Administration/Site Climate Survey

Pioneer	0.00%	0
Rafer Johnson	0.00%	0
Roosevelt	0.00%	0
Sequoia	0.00%	0
Sierra	100.00%	19
Special Ed Office	0.00%	0
Stella Hills	0.00%	0
Stiern	0.00%	0
Thorner	0.00%	0
Voorhies	0.00%	0
Washington	0.00%	0
Wayside	0.00%	0
William Penn	0.00%	0
Williams	0.00%	0
Other (please specify)	0.00%	0
Total Respondents: 19		

Q2 Instructional Grade Level or Support Services

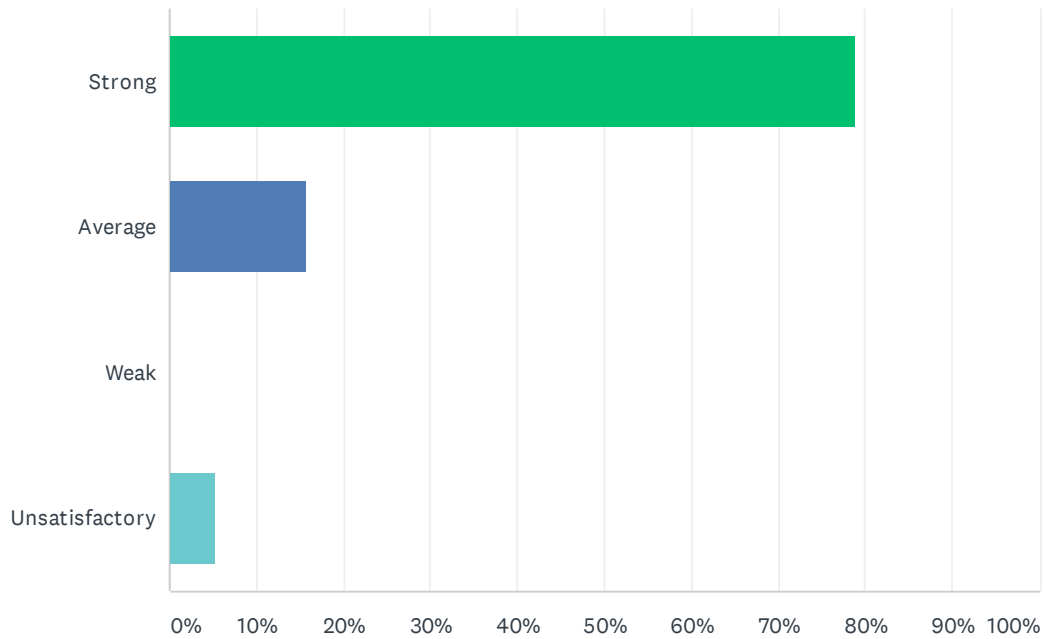
Answered: 19 Skipped: 0



ANSWER CHOICES	RESPONSES	
Primary	0.00%	0
Intermediate	100.00%	19
Both	0.00%	0
TOTAL		19

Q3 Site administration is sensitive to the needs of students, staff, and community.

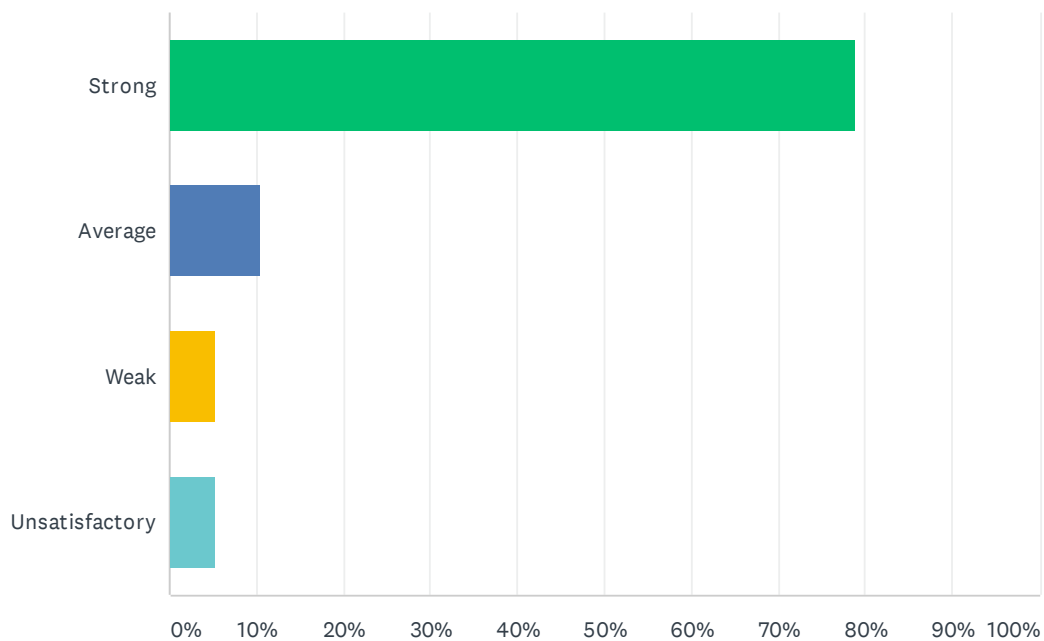
Answered: 19 Skipped: 0



ANSWER CHOICES	RESPONSES	
Strong	78.95%	15
Average	15.79%	3
Weak	0.00%	0
Unsatisfactory	5.26%	1
TOTAL		19

Q4 Site administration treats staff with respect; you feel like a valued member of a team

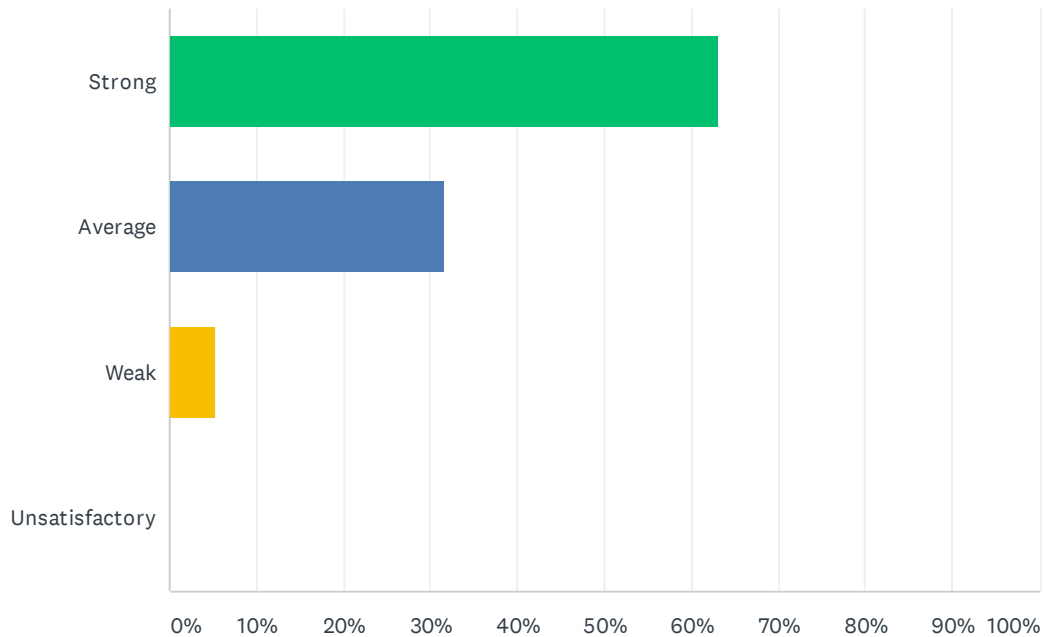
Answered: 19 Skipped: 0



ANSWER CHOICES	RESPONSES	
Strong	78.95%	15
Average	10.53%	2
Weak	5.26%	1
Unsatisfactory	5.26%	1
TOTAL		19

Q5 Site administration conducts classroom visits (walk-through) in least the disruptive manner and leaves timely feedback (within 24 hours).

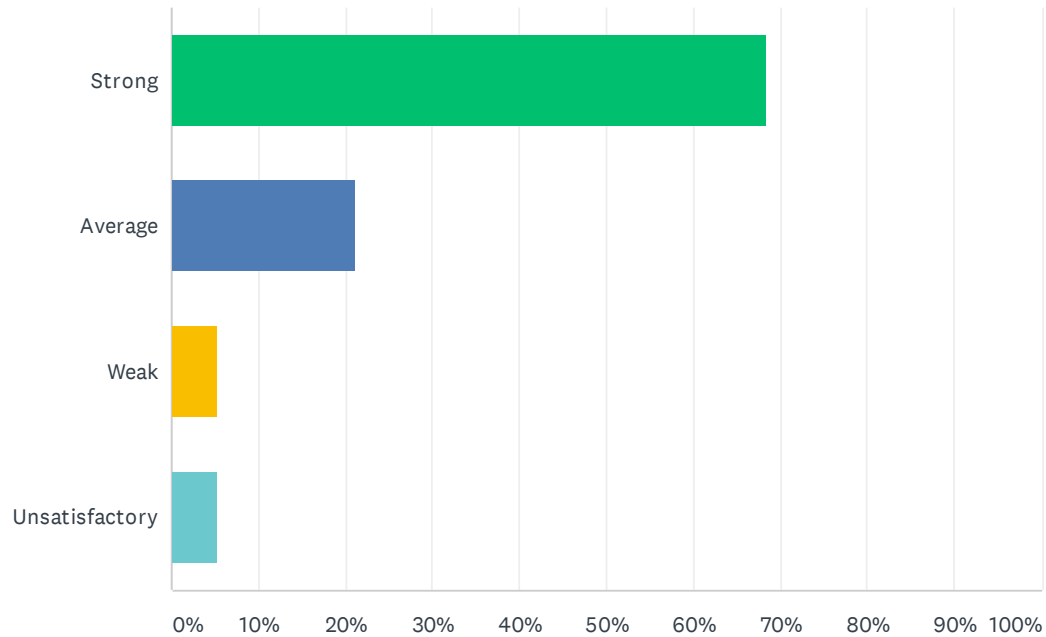
Answered: 19 Skipped: 0



ANSWER CHOICES	RESPONSES	
Strong	63.16%	12
Average	31.58%	6
Weak	5.26%	1
Unsatisfactory	0.00%	0
TOTAL		19

Q6 Site administration follows the contract and respects personal rights.

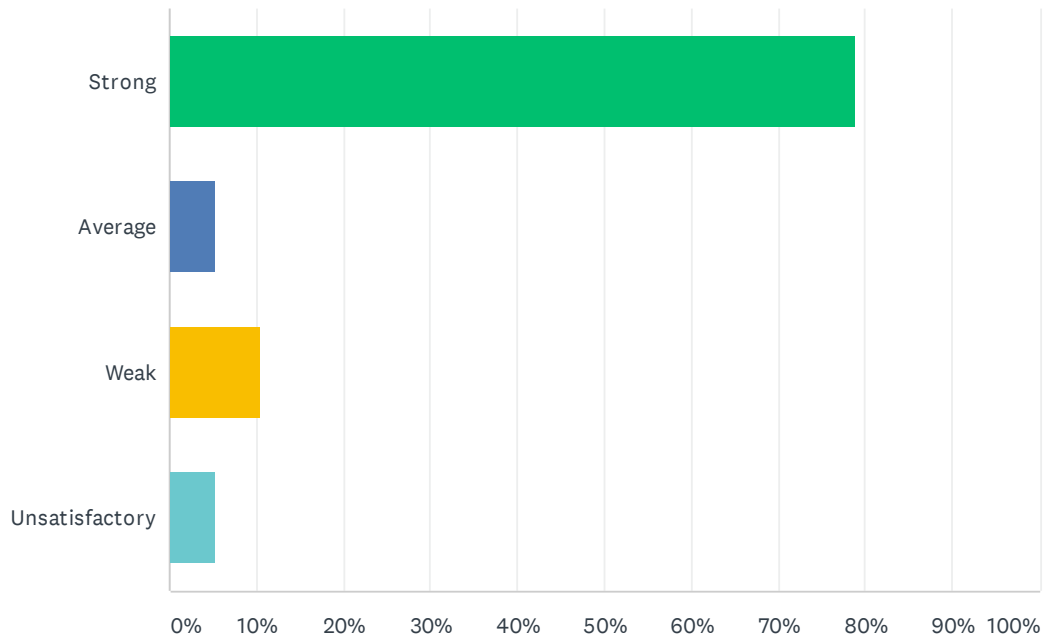
Answered: 19 Skipped: 0



ANSWER CHOICES	RESPONSES	
Strong	68.42%	13
Average	21.05%	4
Weak	5.26%	1
Unsatisfactory	5.26%	1
TOTAL		19

Q7 Administration utilizes staff according to their job description (ie. Coaches, APL's, Specialists & Staff).

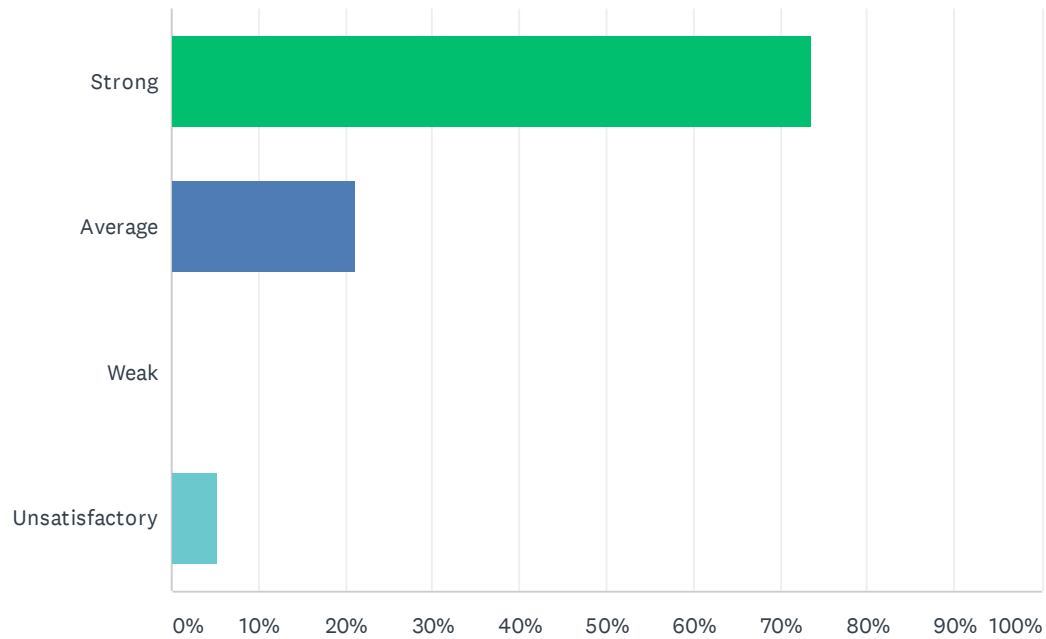
Answered: 19 Skipped: 0



ANSWER CHOICES	RESPONSES	
Strong	78.95%	15
Average	5.26%	1
Weak	10.53%	2
Unsatisfactory	5.26%	1
TOTAL		19

Q8 Administration maintains open communication with staff, parents, and students.

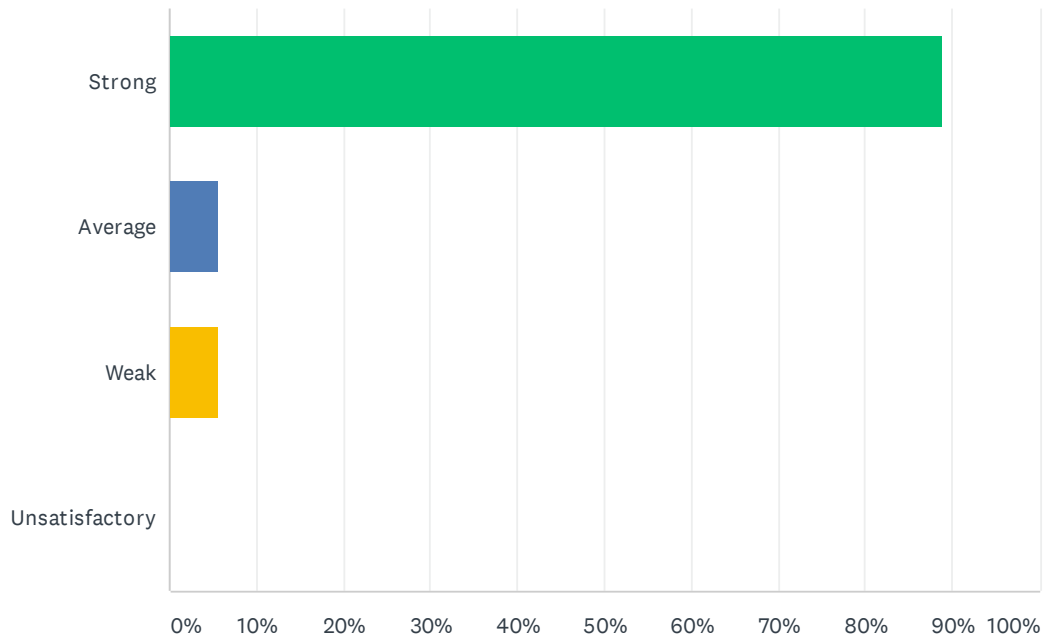
Answered: 19 Skipped: 0



ANSWER CHOICES	RESPONSES	
Strong	73.68%	14
Average	21.05%	4
Weak	0.00%	0
Unsatisfactory	5.26%	1
TOTAL		19

Q9 Administration supports staff against attacks and criticism from parents.

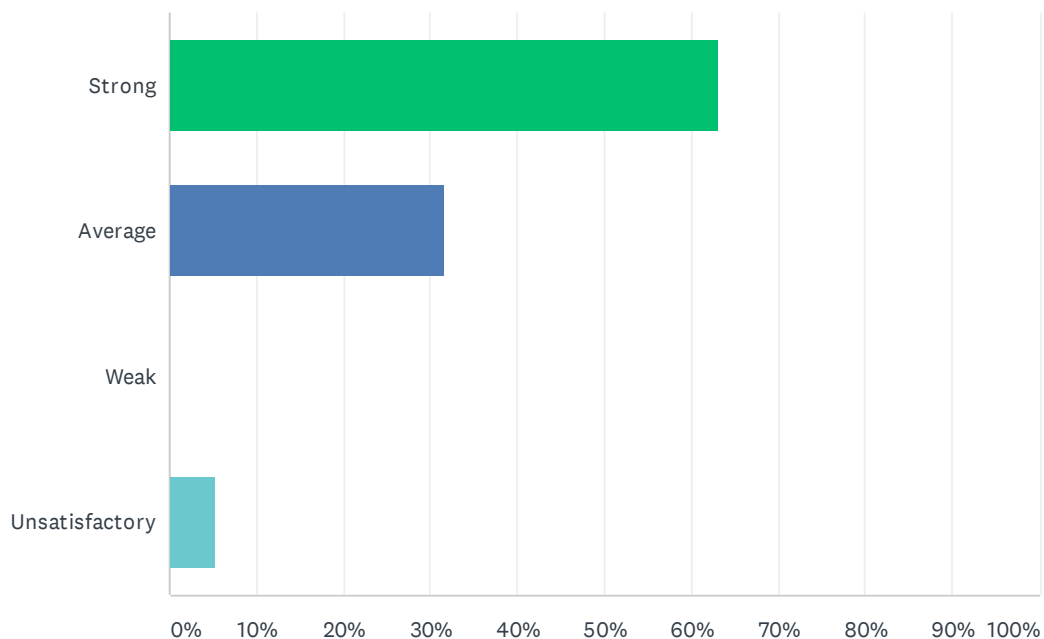
Answered: 18 Skipped: 1



ANSWER CHOICES	RESPONSES	
Strong	88.89%	16
Average	5.56%	1
Weak	5.56%	1
Unsatisfactory	0.00%	0
TOTAL		18

Q10 Site administration treats all teachers equally; there is no preferential treatment.

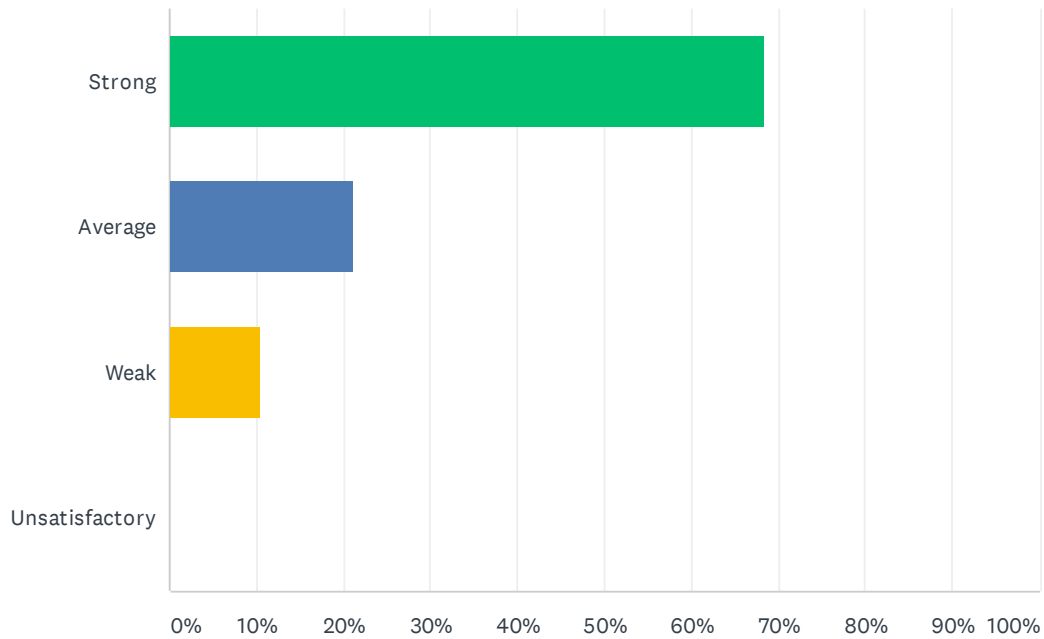
Answered: 19 Skipped: 0



ANSWER CHOICES	RESPONSES	
Strong	63.16%	12
Average	31.58%	6
Weak	0.00%	0
Unsatisfactory	5.26%	1
TOTAL		19

Q11 Administration supports classroom discipline procedures and follows District discipline guidelines.

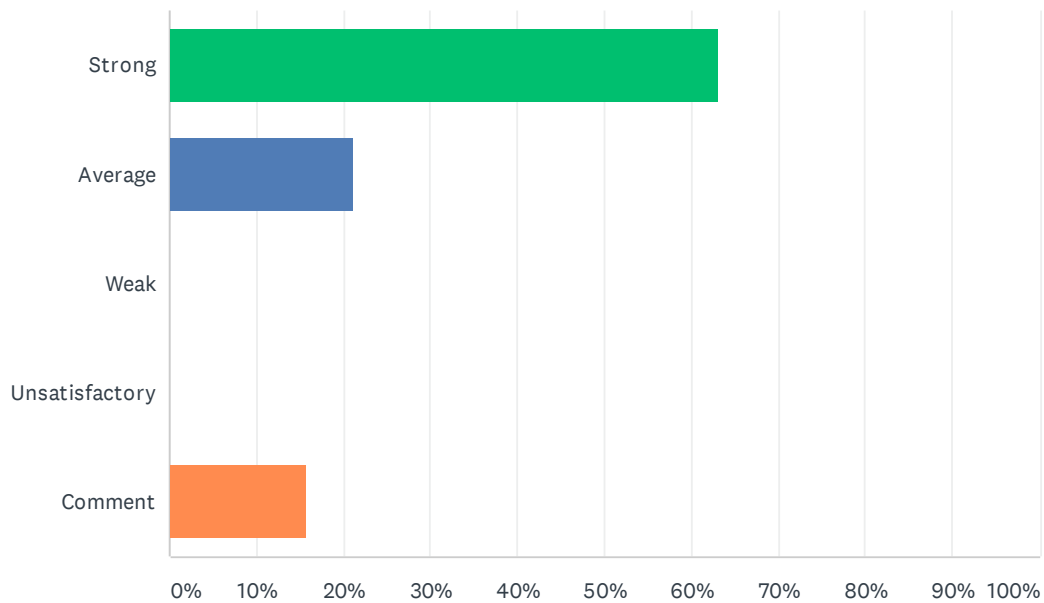
Answered: 19 Skipped: 0



ANSWER CHOICES	RESPONSES	
Strong	68.42%	13
Average	21.05%	4
Weak	10.53%	2
Unsatisfactory	0.00%	0
TOTAL		19

Q12 Administration processes ODR's (Office Disciplinary Referrals) within 48 hours and supports staff when discipline moves beyond classroom managed behaviors.

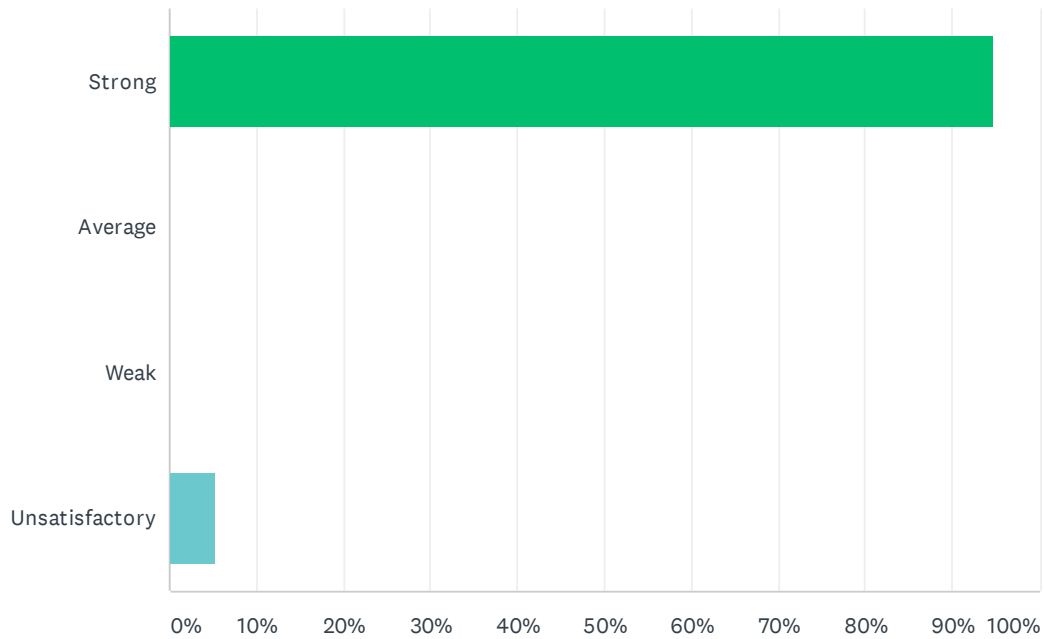
Answered: 19 Skipped: 0



ANSWER CHOICES	RESPONSES	
Strong	63.16%	12
Average	21.05%	4
Weak	0.00%	0
Unsatisfactory	0.00%	0
Comment	15.79%	3
TOTAL		19

Q13 Administration treats teachers as professionals; the teacher's word is not disregarded in favor of the student's.

Answered: 19 Skipped: 0



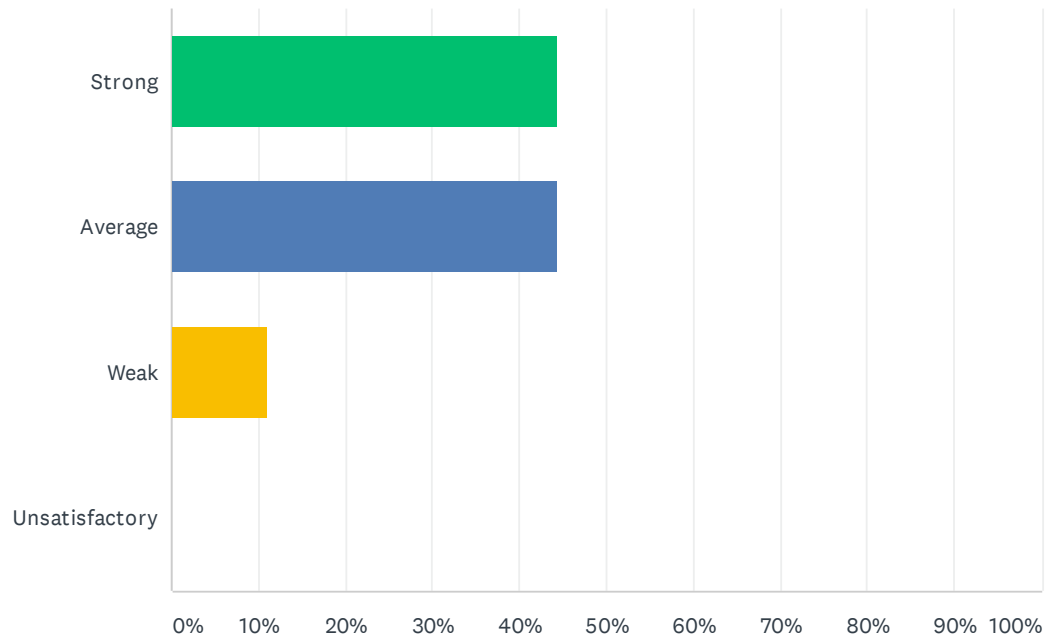
ANSWER CHOICES	RESPONSES	
Strong	94.74%	18
Average	0.00%	0
Weak	0.00%	0
Unsatisfactory	5.26%	1
TOTAL		19

Q14 How do you feel that your administration positively/negatively impacts working conditions at your site?

Answered: 12 Skipped: 7

Q15 Site staff is involved in setting school policies and budgetary priorities.

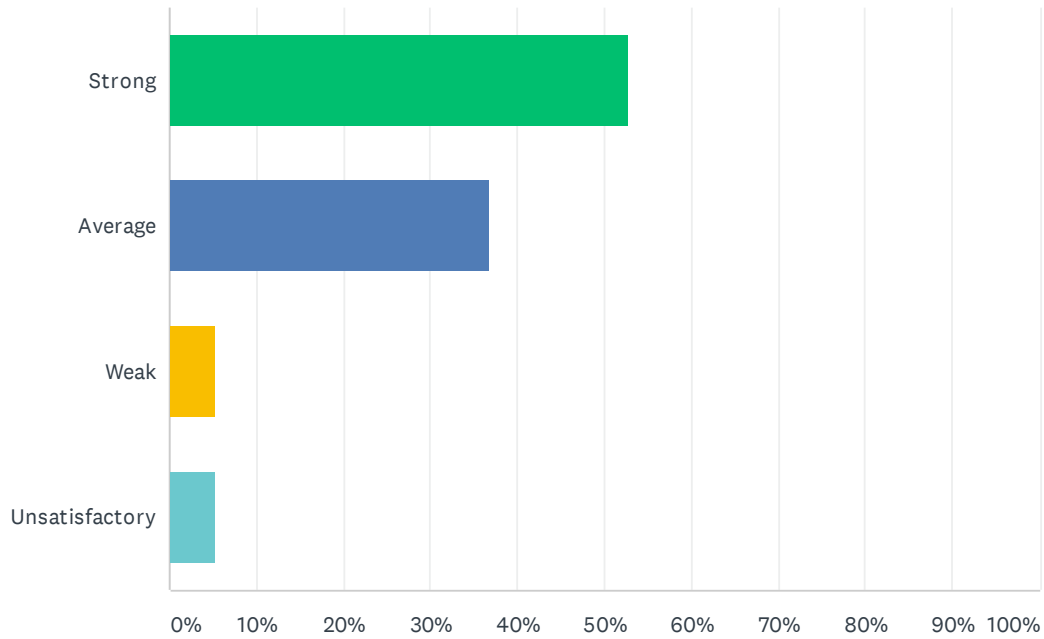
Answered: 18 Skipped: 1



ANSWER CHOICES	RESPONSES	
Strong	44.44%	8
Average	44.44%	8
Weak	11.11%	2
Unsatisfactory	0.00%	0
TOTAL		18

Q16 Site meetings are productive and not excessive.

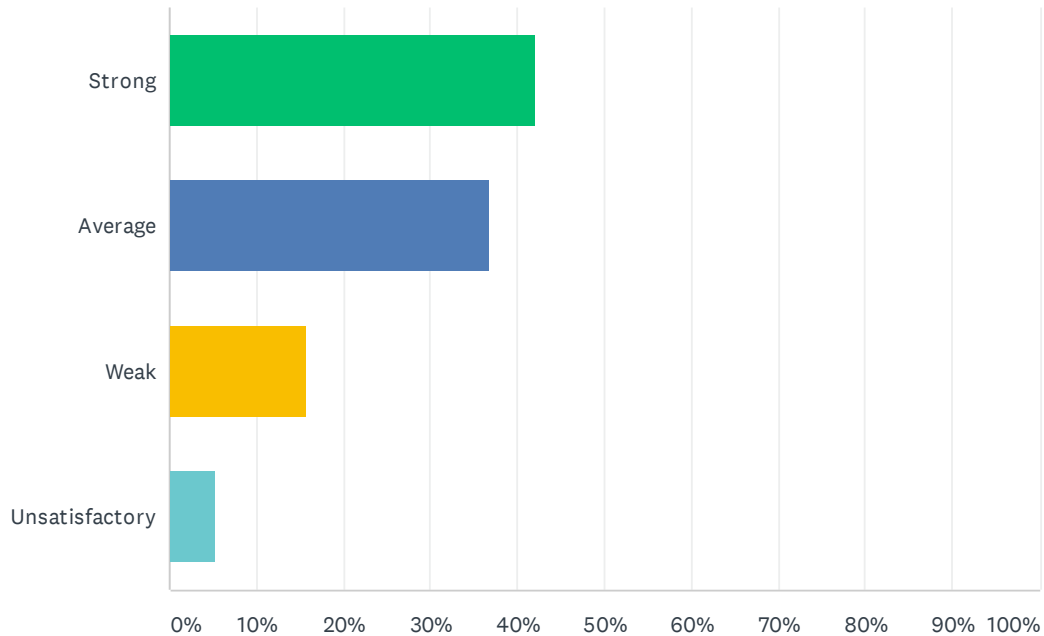
Answered: 19 Skipped: 0



ANSWER CHOICES	RESPONSES	
Strong	52.63%	10
Average	36.84%	7
Weak	5.26%	1
Unsatisfactory	5.26%	1
TOTAL		19

Q17 Bank days are used for PLC activities; Site administration uses two Bank Days a month and staff gets uninterrupted planning/preparation time twice a month during Bank Days.

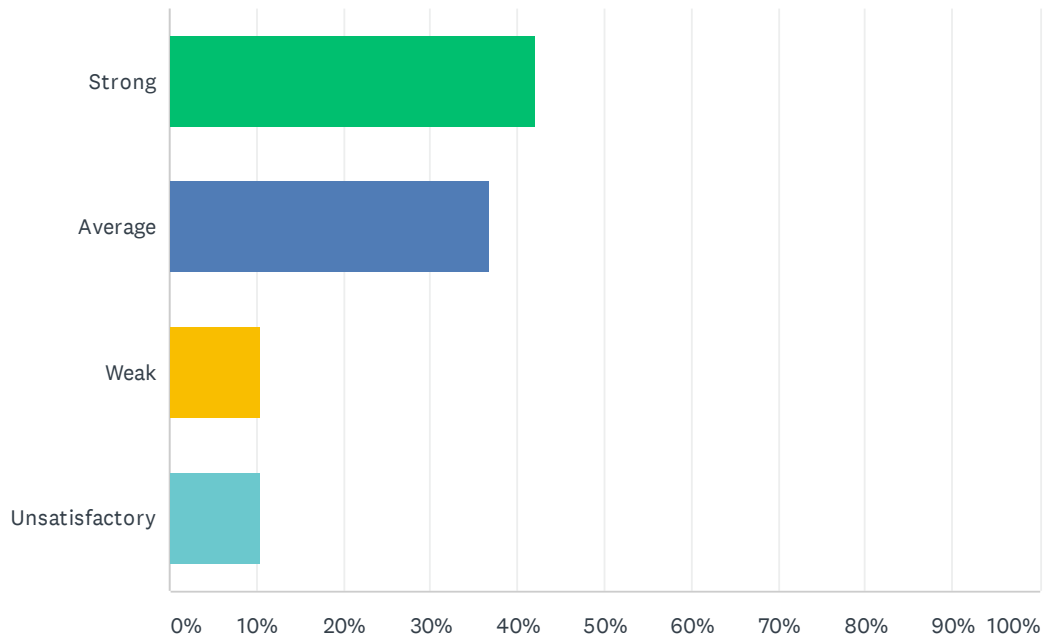
Answered: 19 Skipped: 0



ANSWER CHOICES	RESPONSES	
Strong	42.11%	8
Average	36.84%	7
Weak	15.79%	3
Unsatisfactory	5.26%	1
TOTAL		19

Q18 My site receives daily consecutive uninterrupted planning/preparation time. (30 minutes / 40 minutes)

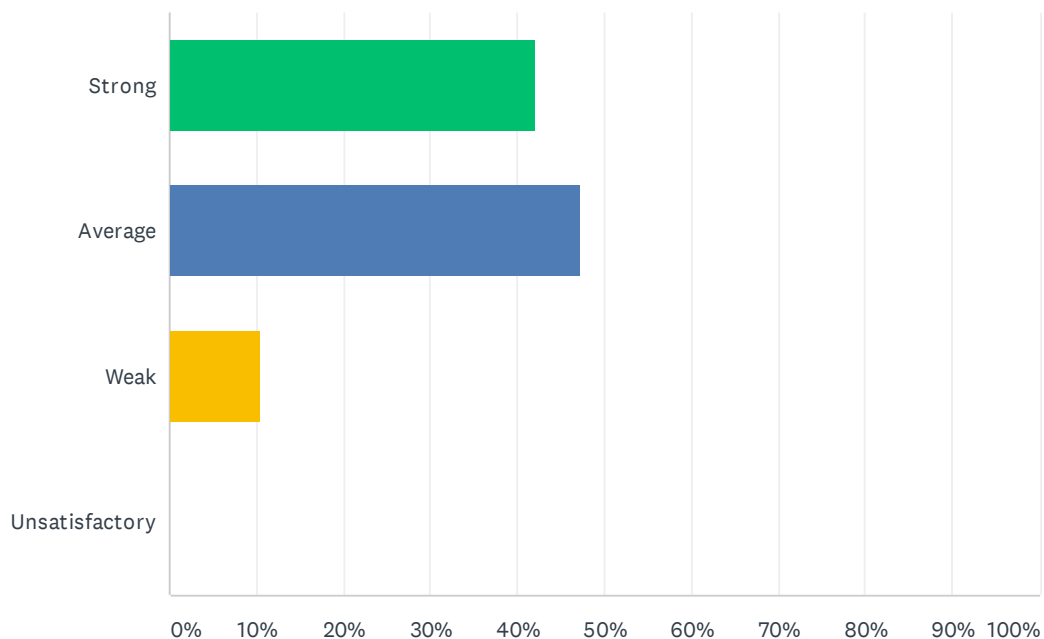
Answered: 19 Skipped: 0



ANSWER CHOICES	RESPONSES	
Strong	42.11%	8
Average	36.84%	7
Weak	10.53%	2
Unsatisfactory	10.53%	2
TOTAL		19

Q19 Staff is given time to input district required data (ie. Benchmarks, Dibels, CFAs, Report Card, and etc).

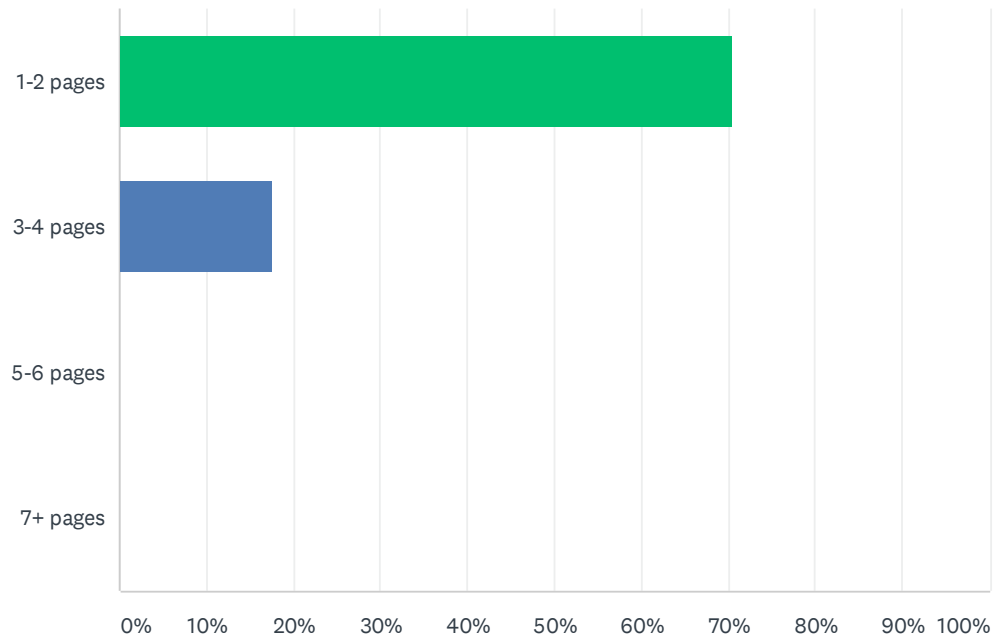
Answered: 19 Skipped: 0



ANSWER CHOICES	RESPONSES	
Strong	42.11%	8
Average	47.37%	9
Weak	10.53%	2
Unsatisfactory	0.00%	0
TOTAL		19

Q20 Teachers are required to submit complete, but not excessively lengthy lesson plans.

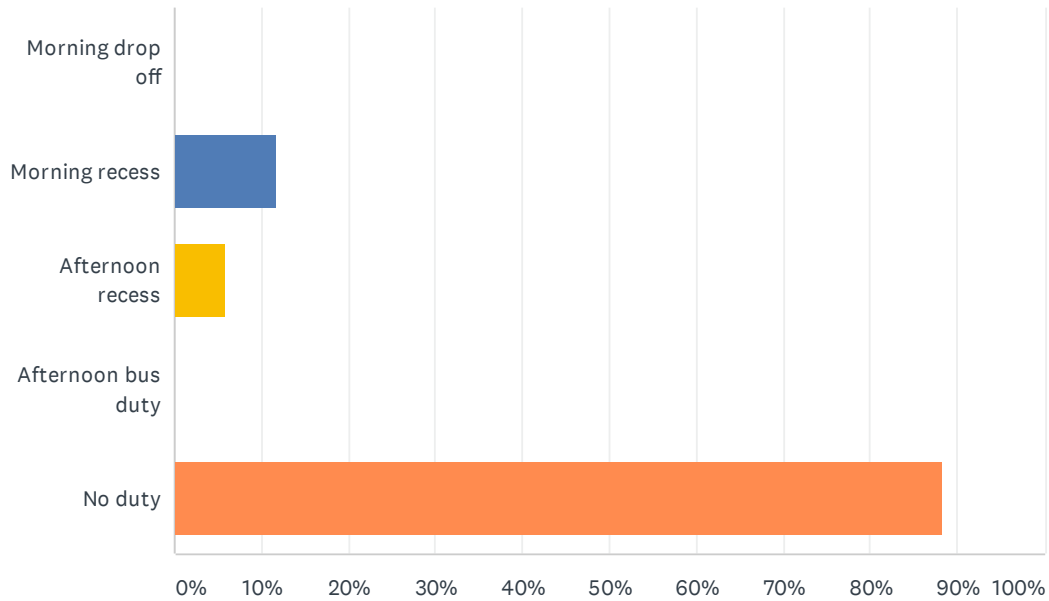
Answered: 17 Skipped: 2



ANSWER CHOICES	RESPONSES	
1-2 pages	70.59%	12
3-4 pages	17.65%	3
5-6 pages	0.00%	0
7+ pages	0.00%	0
TOTAL		17

Q21 Staff has recess and/or bus duty.

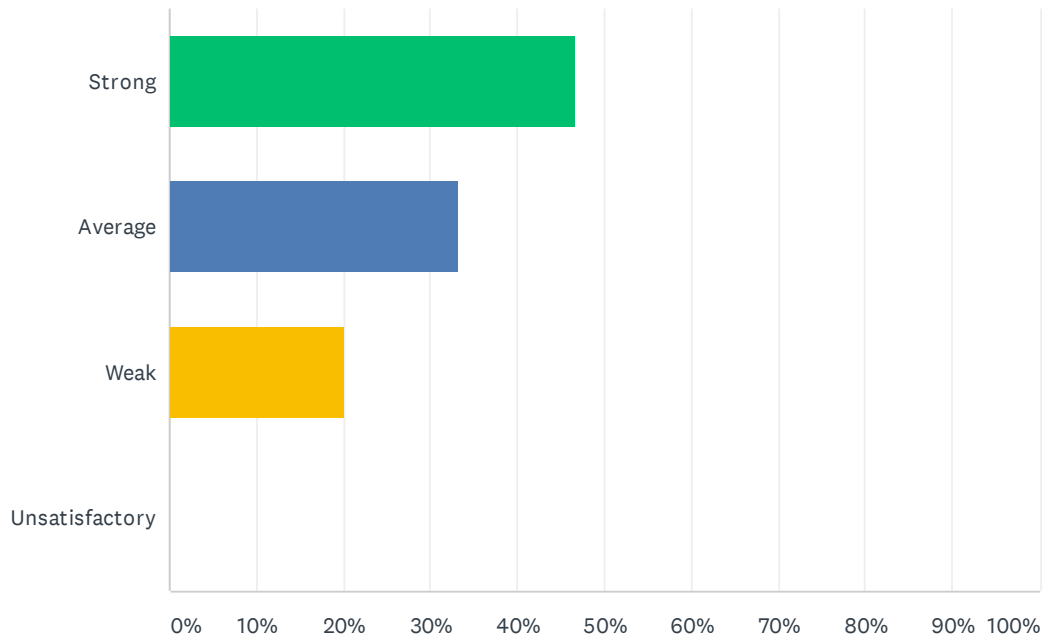
Answered: 17 Skipped: 2



ANSWER CHOICES	RESPONSES	
Morning drop off	0.00%	0
Morning recess	11.76%	2
Afternoon recess	5.88%	1
Afternoon bus duty	0.00%	0
No duty	88.24%	15
Total Respondents: 17		

Q22 The Special Education Department is assisting you with your questions, problems, and concerns.

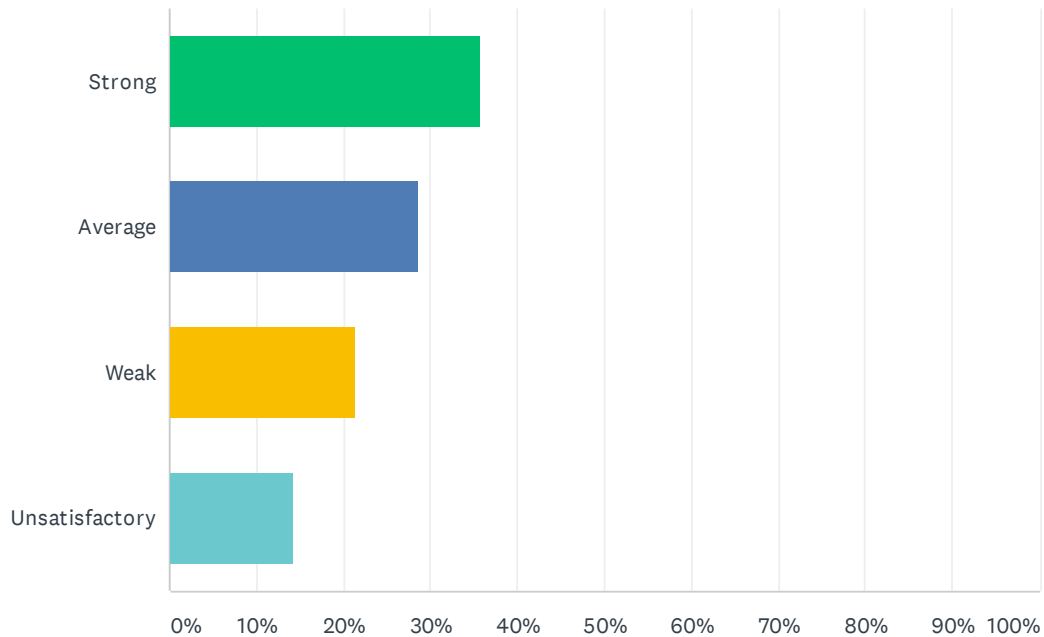
Answered: 15 Skipped: 4



ANSWER CHOICES	RESPONSES	
Strong	46.67%	7
Average	33.33%	5
Weak	20.00%	3
Unsatisfactory	0.00%	0
TOTAL		15

Q23 Special Education class size is balanced within each program to ensure student safety and individualized instruction.

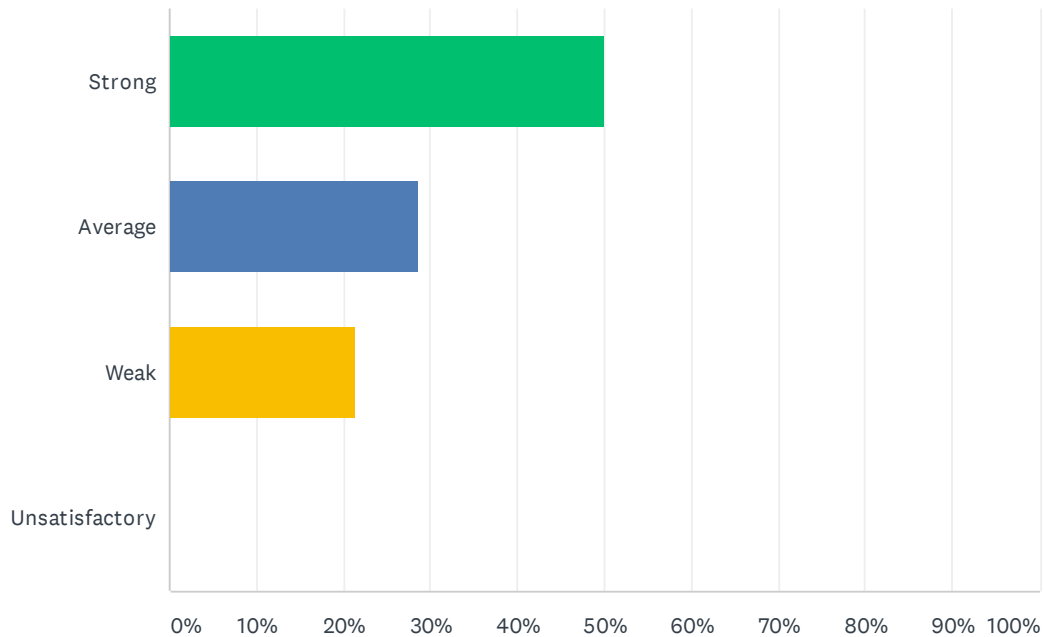
Answered: 14 Skipped: 5



ANSWER CHOICES	RESPONSES	
Strong	35.71%	5
Average	28.57%	4
Weak	21.43%	3
Unsatisfactory	14.29%	2
TOTAL		14

Q24 Special education teachers have opportunities to participate in school-based, content area staff development.

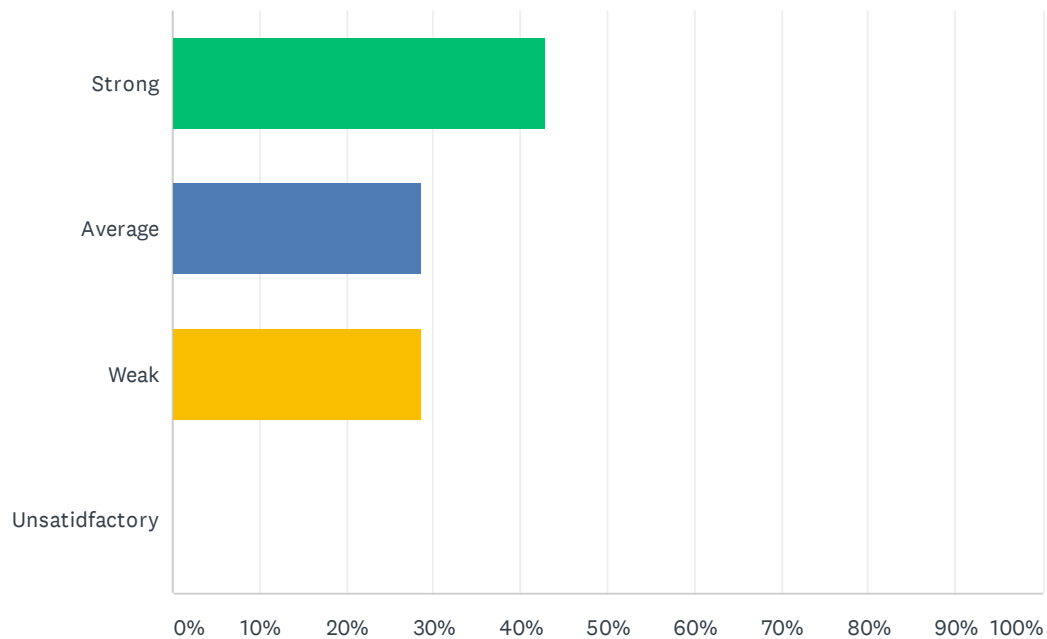
Answered: 14 Skipped: 5



ANSWER CHOICES	RESPONSES	
Strong	50.00%	7
Average	28.57%	4
Weak	21.43%	3
Unsatisfactory	0.00%	0
TOTAL		14

Q25 Special education teachers have needed access to ALL instructional resources provided to the general education teachers.

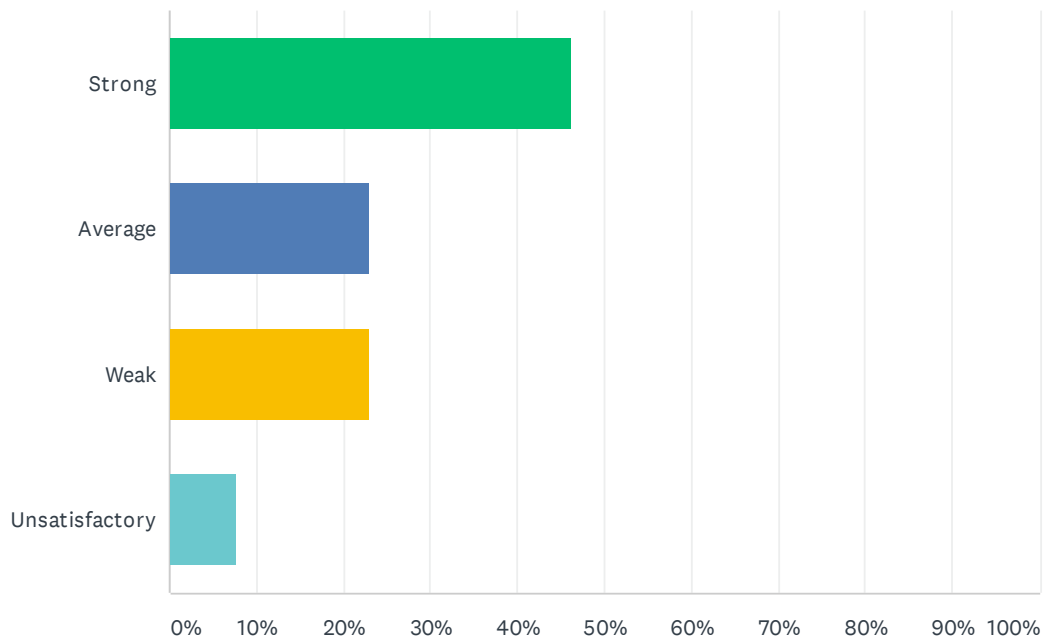
Answered: 14 Skipped: 5



ANSWER CHOICES	RESPONSES	
Strong	42.86%	6
Average	28.57%	4
Weak	28.57%	4
Unsatisfactory	0.00%	0
TOTAL		14

Q26 Special education teachers are adequately trained in the administration of state assessments and District IEP's.

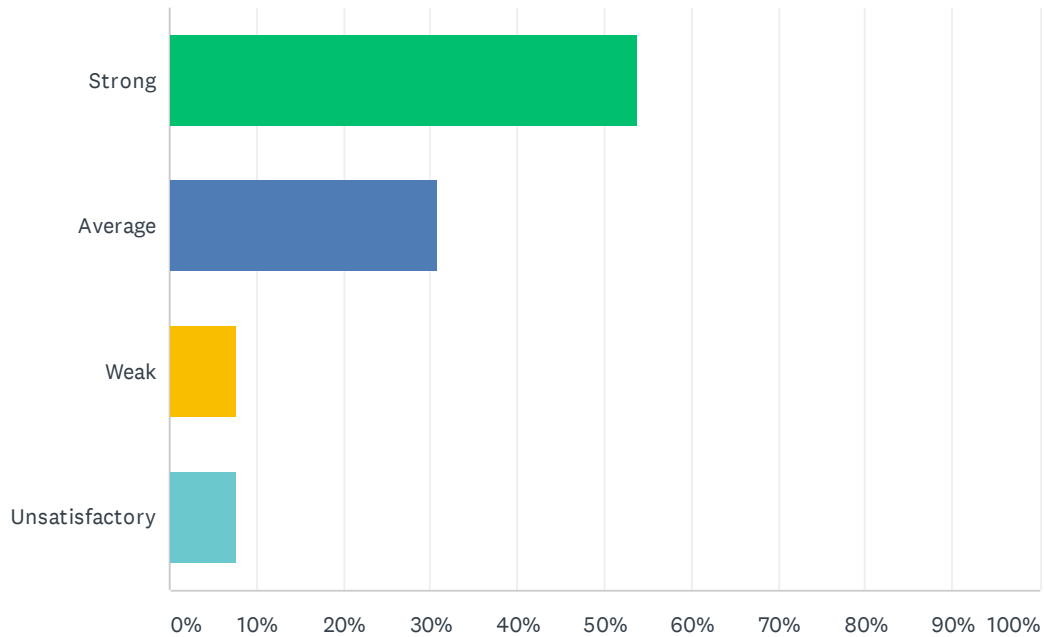
Answered: 13 Skipped: 6



ANSWER CHOICES	RESPONSES	
Strong	46.15%	6
Average	23.08%	3
Weak	23.08%	3
Unsatisfactory	7.69%	1
TOTAL		13

Q27 The site principal is accessible to discuss special education issues.

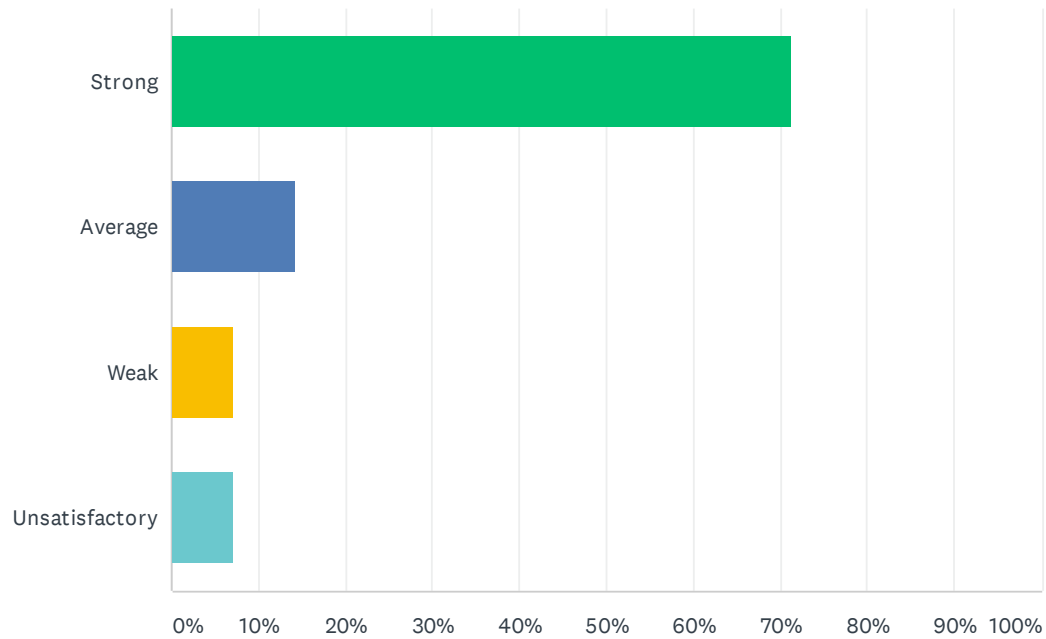
Answered: 13 Skipped: 6



ANSWER CHOICES	RESPONSES	
Strong	53.85%	7
Average	30.77%	4
Weak	7.69%	1
Unsatisfactory	7.69%	1
TOTAL		13

Q28 The site principal promotes equal opportunities for all students to learn.

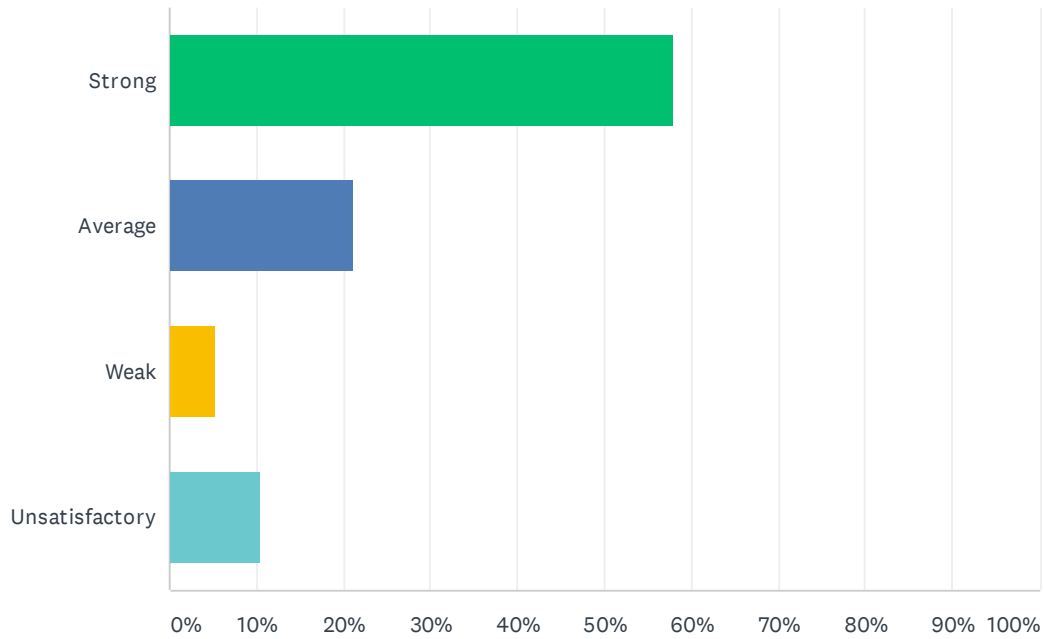
Answered: 14 Skipped: 5



ANSWER CHOICES	RESPONSES	
Strong	71.43%	10
Average	14.29%	2
Weak	7.14%	1
Unsatisfactory	7.14%	1
TOTAL		14

Q29 PBIS is used effectively and is improving behavior.

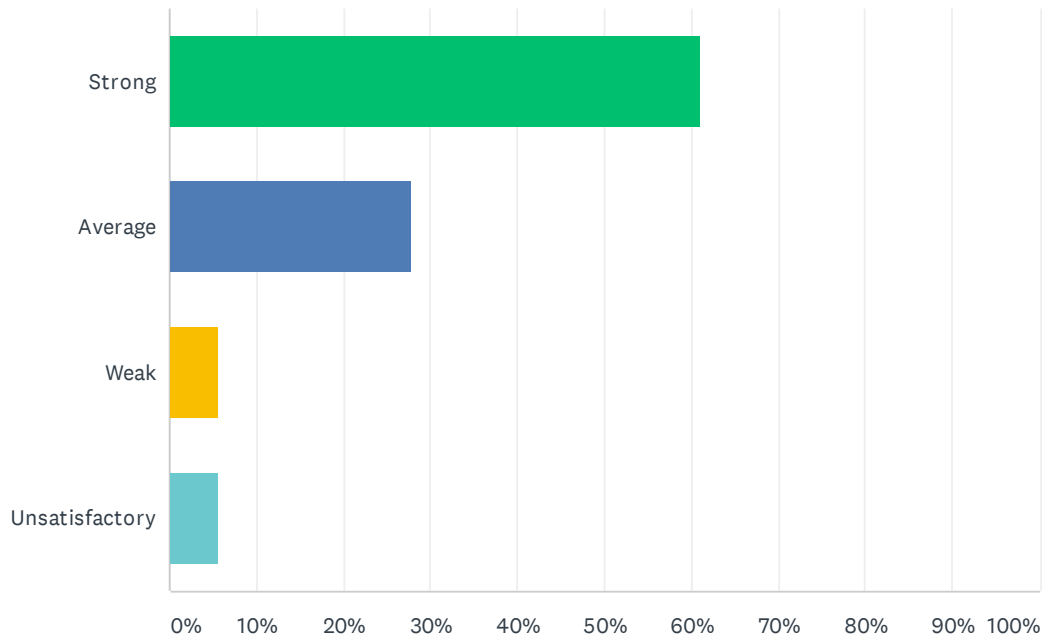
Answered: 19 Skipped: 0



ANSWER CHOICES	RESPONSES	
Strong	57.89%	11
Average	21.05%	4
Weak	5.26%	1
Unsatisfactory	10.53%	2
TOTAL		19

Q30 PBIS and Behavior Intervention Specialists are creating a safer environment at my site.

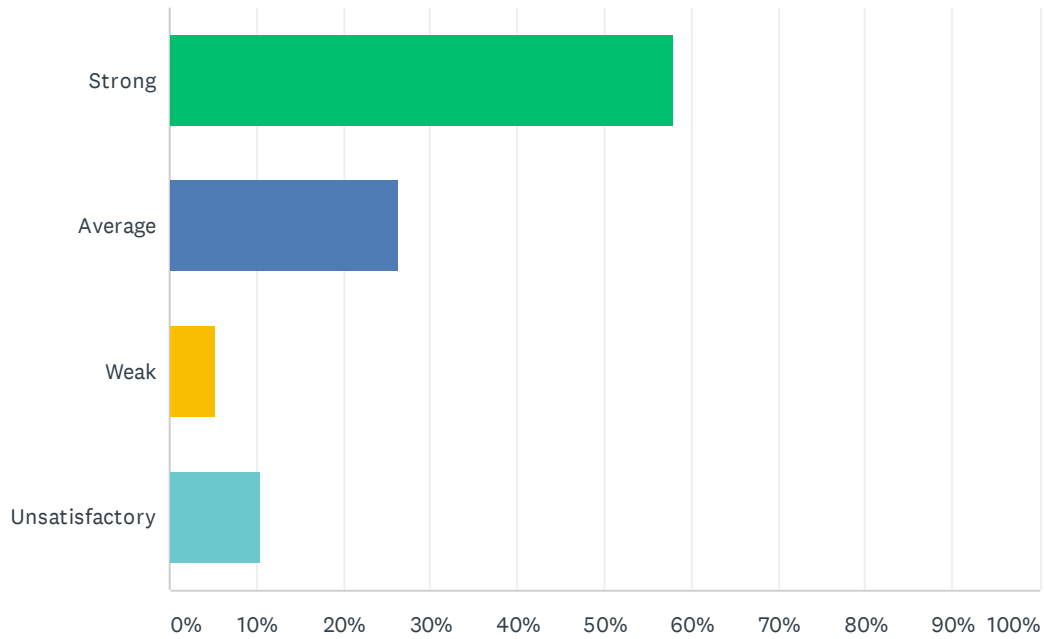
Answered: 18 Skipped: 1



ANSWER CHOICES	RESPONSES	
Strong	61.11%	11
Average	27.78%	5
Weak	5.56%	1
Unsatisfactory	5.56%	1
TOTAL		18

Q31 Staff and students feel safe at my site.

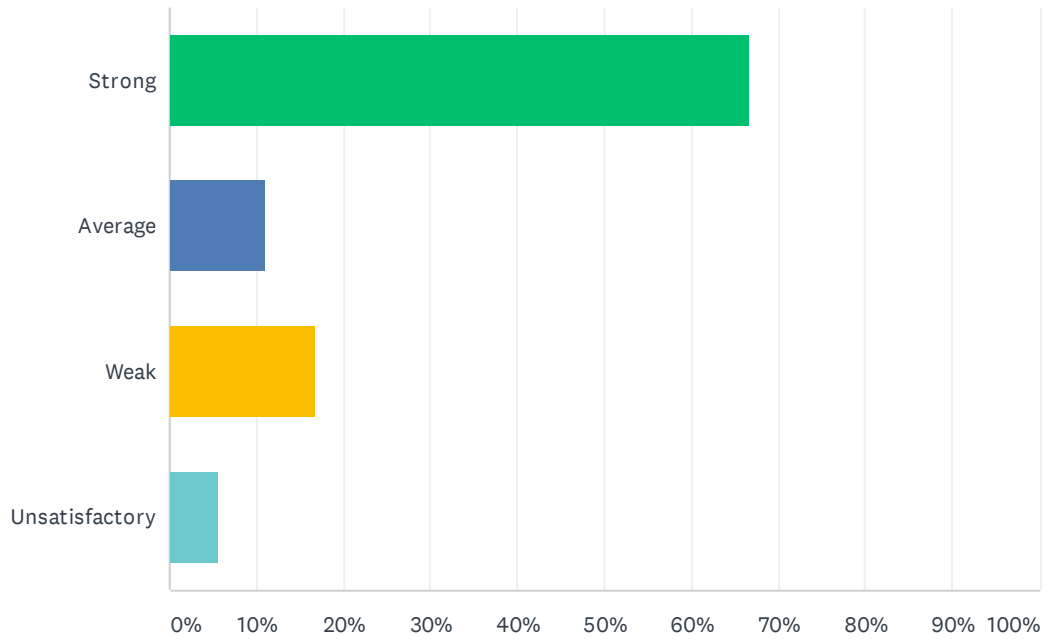
Answered: 19 Skipped: 0



ANSWER CHOICES	RESPONSES	
Strong	57.89%	11
Average	26.32%	5
Weak	5.26%	1
Unsatisfactory	10.53%	2
TOTAL		19

Q32 Discipline is improving at my site and not interfering with learning.

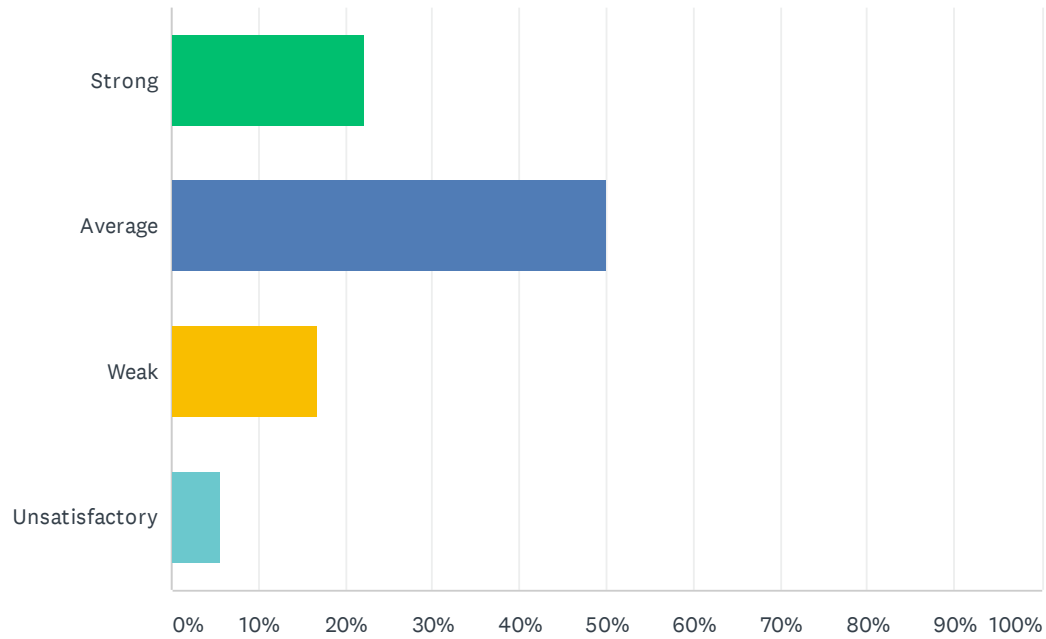
Answered: 18 Skipped: 1



ANSWER CHOICES	RESPONSES	
Strong	66.67%	12
Average	11.11%	2
Weak	16.67%	3
Unsatisfactory	5.56%	1
TOTAL		18

Q33 Positive referrals are an effective tool in improving discipline.

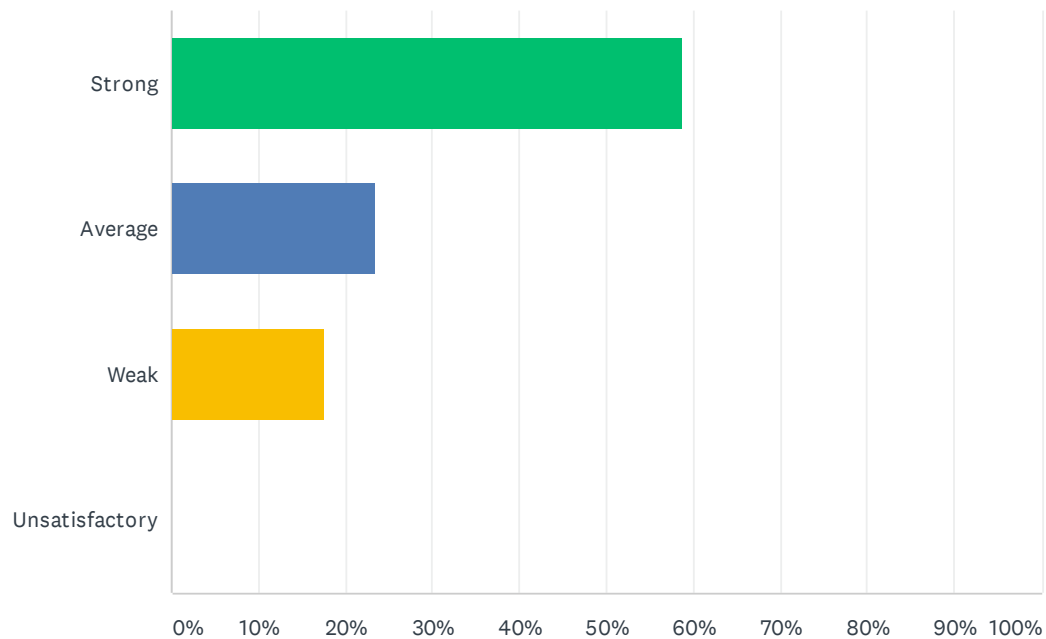
Answered: 18 Skipped: 1



ANSWER CHOICES	RESPONSES	
Strong	22.22%	4
Average	50.00%	9
Weak	16.67%	3
Unsatisfactory	5.56%	1
TOTAL		18

Q34 When ODR's (office disciplinary referral) are written the teacher's word is valued and trusted.

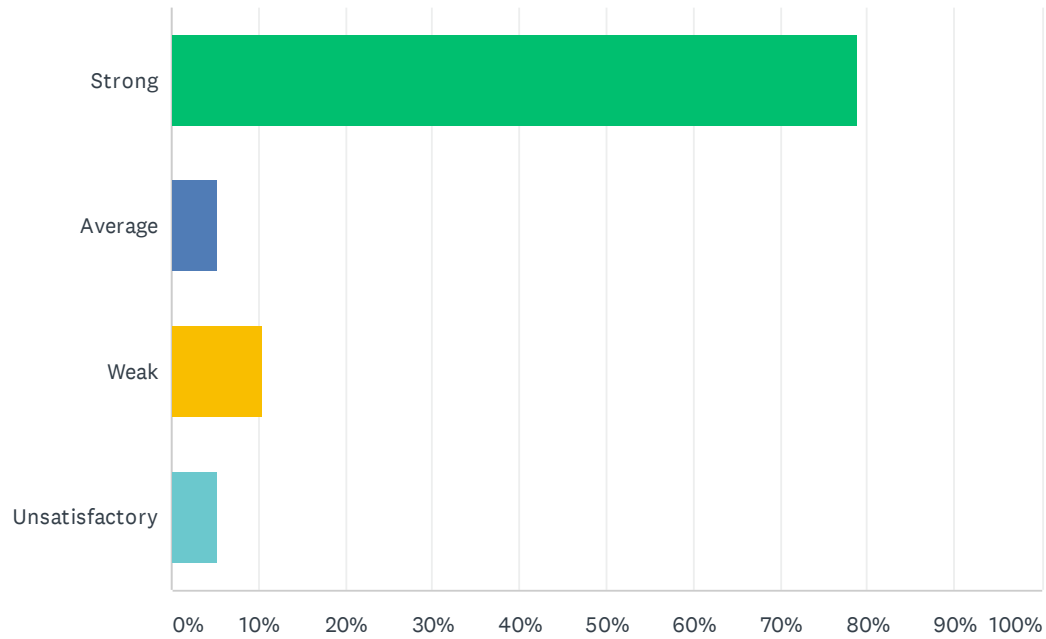
Answered: 17 Skipped: 2



ANSWER CHOICES	RESPONSES	
Strong	58.82%	10
Average	23.53%	4
Weak	17.65%	3
Unsatisfactory	0.00%	0
TOTAL		17

Q35 My site has a positive atmosphere.

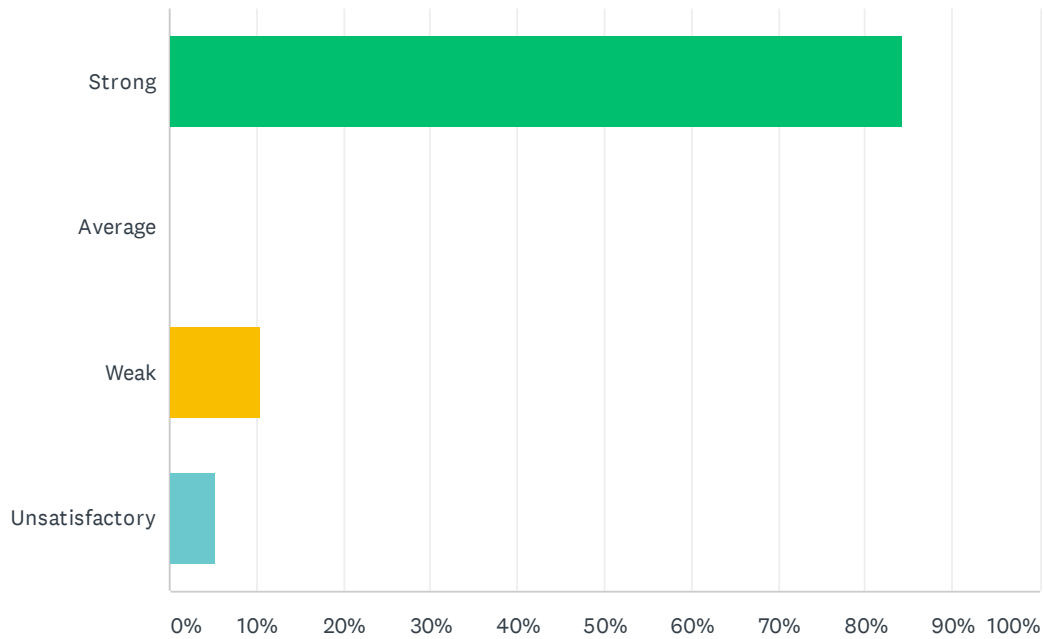
Answered: 19 Skipped: 0



ANSWER CHOICES	RESPONSES	
Strong	78.95%	15
Average	5.26%	1
Weak	10.53%	2
Unsatisfactory	5.26%	1
TOTAL		19

Q36 I would recommend my site to other employees and prospective teachers.

Answered: 19 Skipped: 0



ANSWER CHOICES	RESPONSES	
Strong	84.21%	16
Average	0.00%	0
Weak	10.53%	2
Unsatisfactory	5.26%	1
TOTAL		19

Q1 School Site (If you work at multiple sites choose your home site OR complete a survey for each site at which you spend significant time.)

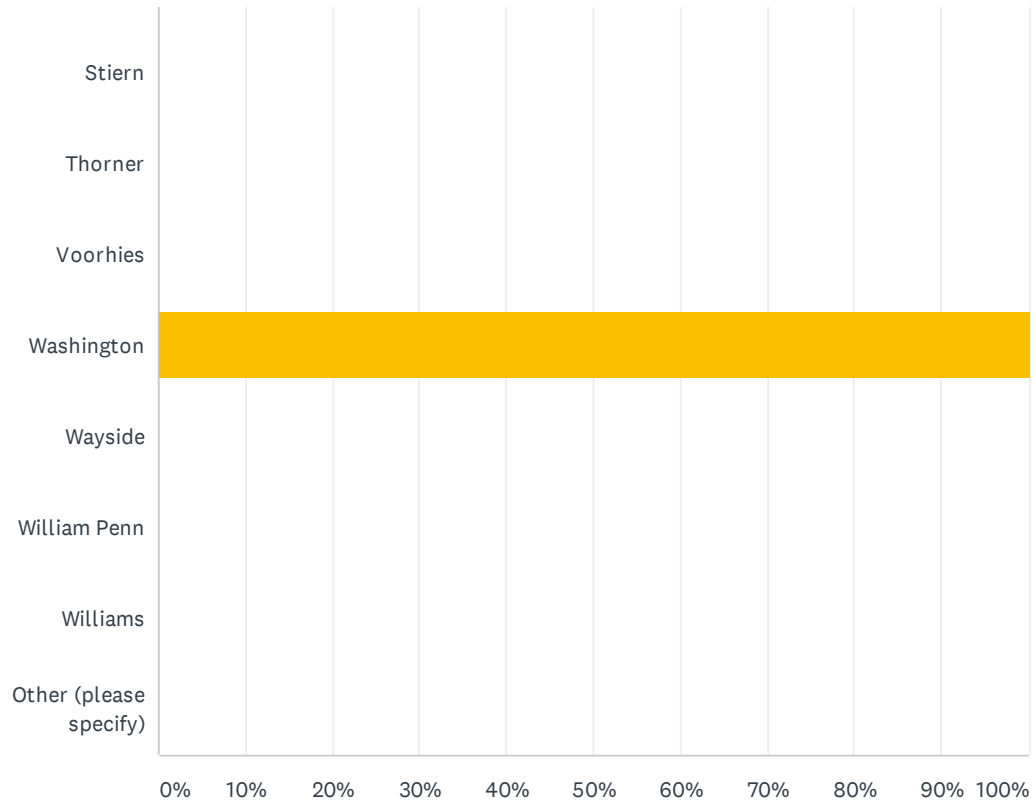
Answered: 9 Skipped: 0

Casa Loma											
Cato											
Chavez											
Chipman											
College Hts											
Compton											
Curran											
Downtown											
Ed Center											
Eissler											
Emerson											
Evergreen											
Fletcher											
Frank West											
Franklin											
Fremont											
Garza											
Harding											

2019-2020 BETA Administration/Site Climate Survey

Harris										
Horace Mann										
Hort										
Jefferson										
Longfellow										
McKinley										
Mt.Vernon										
Munsey										
Nichols										
Noble										
Nurses										
Owens Intermediate										
Owens Primary										
Pauly										
Pioneer										
Rafer Johnson										
Roosevelt										
Sequoia										
Sierra										
Special Ed Office										
Stella Hills										

2019-2020 BETA Administration/Site Climate Survey



2019-2020 BETA Administration/Site Climate Survey

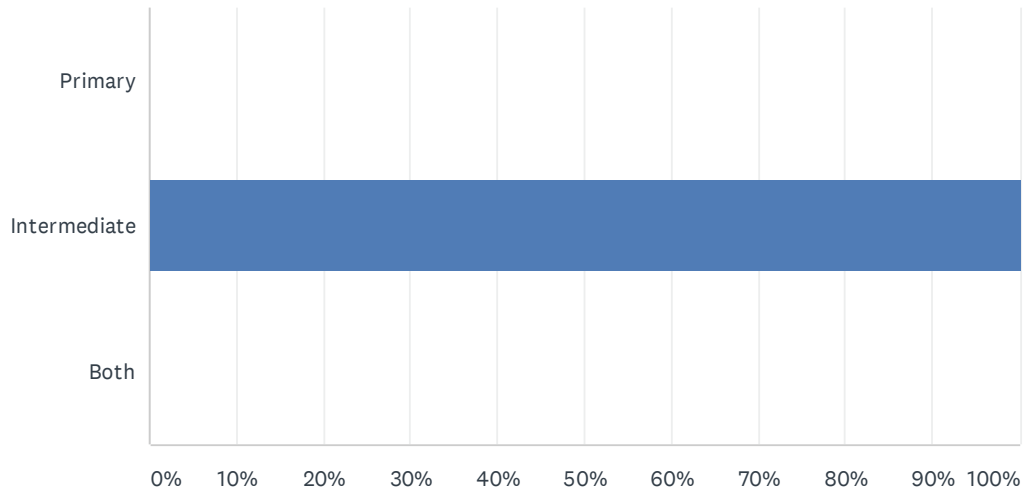
ANSWER CHOICES	RESPONSES	
Casa Loma	0.00%	0
Cato	0.00%	0
Chavez	0.00%	0
Chipman	0.00%	0
College Hts	0.00%	0
Compton	0.00%	0
Curran	0.00%	0
Downtown	0.00%	0
Ed Center	0.00%	0
Eissler	0.00%	0
Emerson	0.00%	0
Evergreen	0.00%	0
Fletcher	0.00%	0
Frank West	0.00%	0
Franklin	0.00%	0
Fremont	0.00%	0
Garza	0.00%	0
Harding	0.00%	0
Harris	0.00%	0
Horace Mann	0.00%	0
Hort	0.00%	0
Jefferson	0.00%	0
Longfellow	0.00%	0
McKinley	0.00%	0
Mt.Vernon	0.00%	0
Munsey	0.00%	0
Nichols	0.00%	0
Noble	0.00%	0
Nurses	0.00%	0
Owens Intermediate	0.00%	0
Owens Primary	0.00%	0
Pauly	0.00%	0

2019-2020 BETA Administration/Site Climate Survey

Pioneer	0.00%	0
Rafer Johnson	0.00%	0
Roosevelt	0.00%	0
Sequoia	0.00%	0
Sierra	0.00%	0
Special Ed Office	0.00%	0
Stella Hills	0.00%	0
Stiern	0.00%	0
Thorner	0.00%	0
Voorhies	0.00%	0
Washington	100.00%	9
Wayside	0.00%	0
William Penn	0.00%	0
Williams	0.00%	0
Other (please specify)	0.00%	0
Total Respondents: 9		

Q2 Instructional Grade Level or Support Services

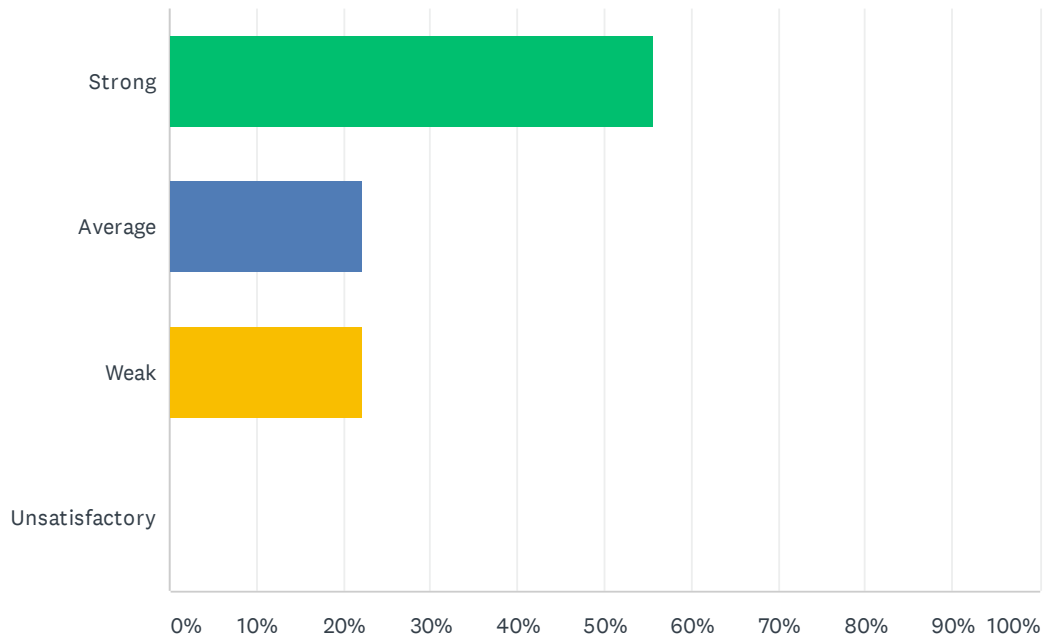
Answered: 9 Skipped: 0



ANSWER CHOICES	RESPONSES	
Primary	0.00%	0
Intermediate	100.00%	9
Both	0.00%	0
TOTAL		9

Q3 Site administration is sensitive to the needs of students, staff, and community.

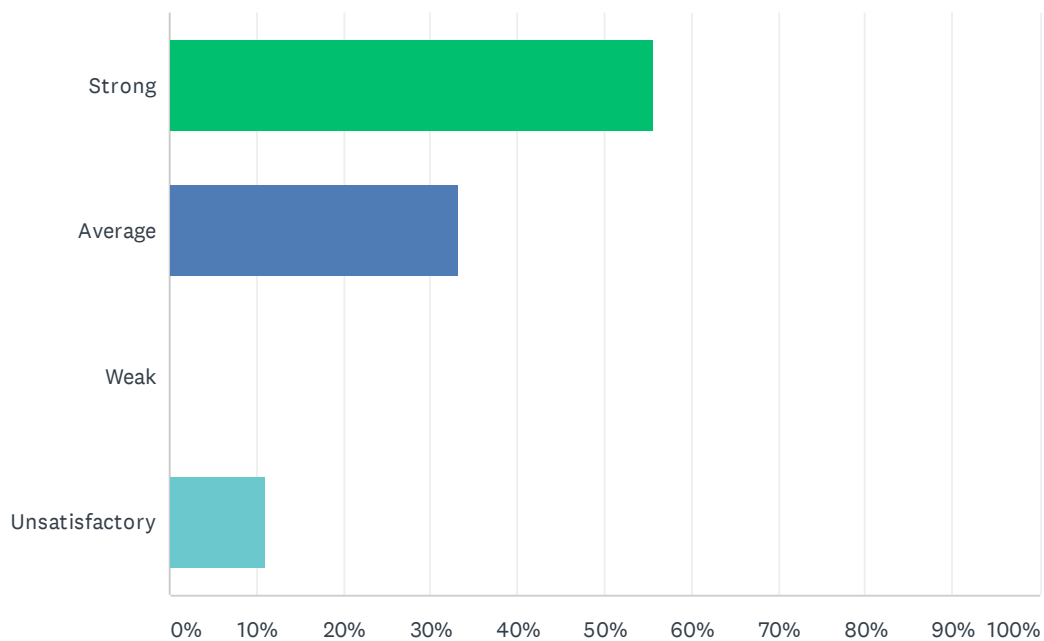
Answered: 9 Skipped: 0



ANSWER CHOICES	RESPONSES	
Strong	55.56%	5
Average	22.22%	2
Weak	22.22%	2
Unsatisfactory	0.00%	0
TOTAL		9

Q4 Site administration treats staff with respect; you feel like a valued member of a team

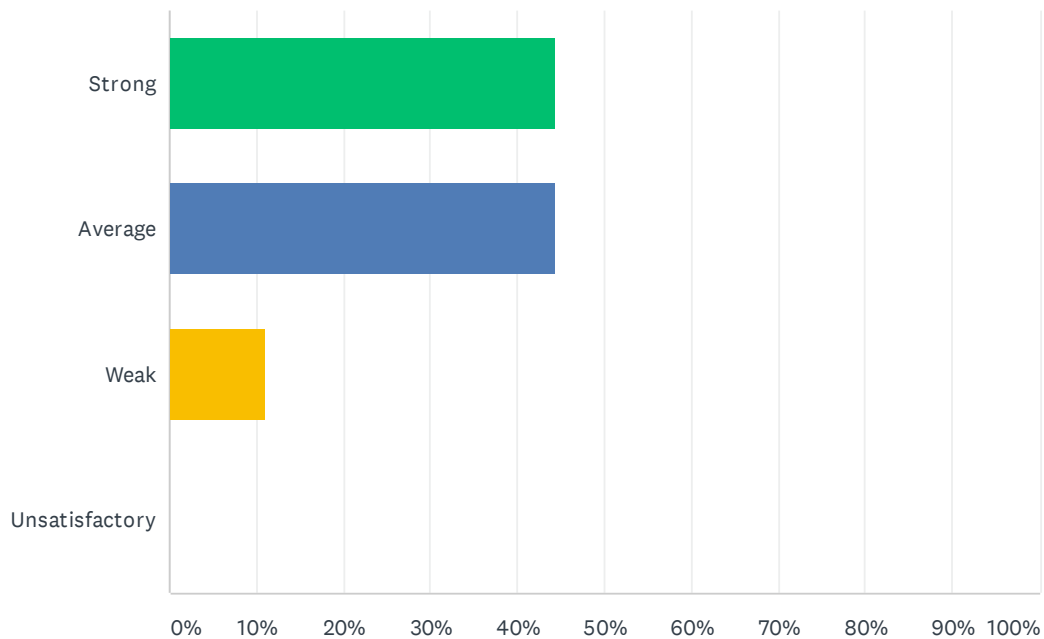
Answered: 9 Skipped: 0



ANSWER CHOICES	RESPONSES	
Strong	55.56%	5
Average	33.33%	3
Weak	0.00%	0
Unsatisfactory	11.11%	1
TOTAL		9

Q5 Site administration conducts classroom visits (walk-through) in least the disruptive manner and leaves timely feedback (within 24 hours).

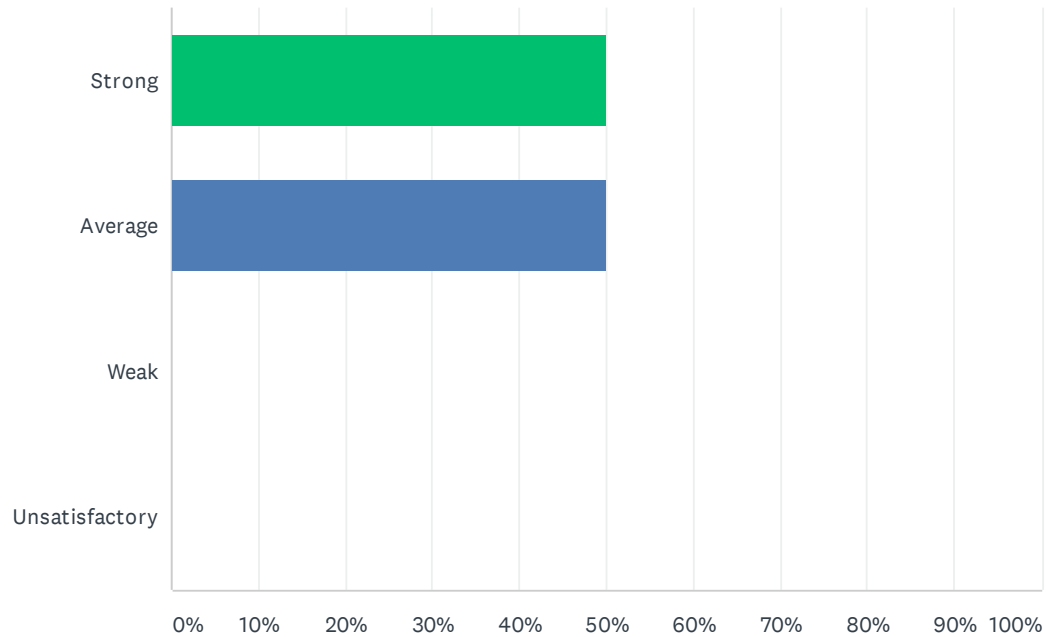
Answered: 9 Skipped: 0



ANSWER CHOICES	RESPONSES	
Strong	44.44%	4
Average	44.44%	4
Weak	11.11%	1
Unsatisfactory	0.00%	0
TOTAL		9

Q6 Site administration follows the contract and respects personal rights.

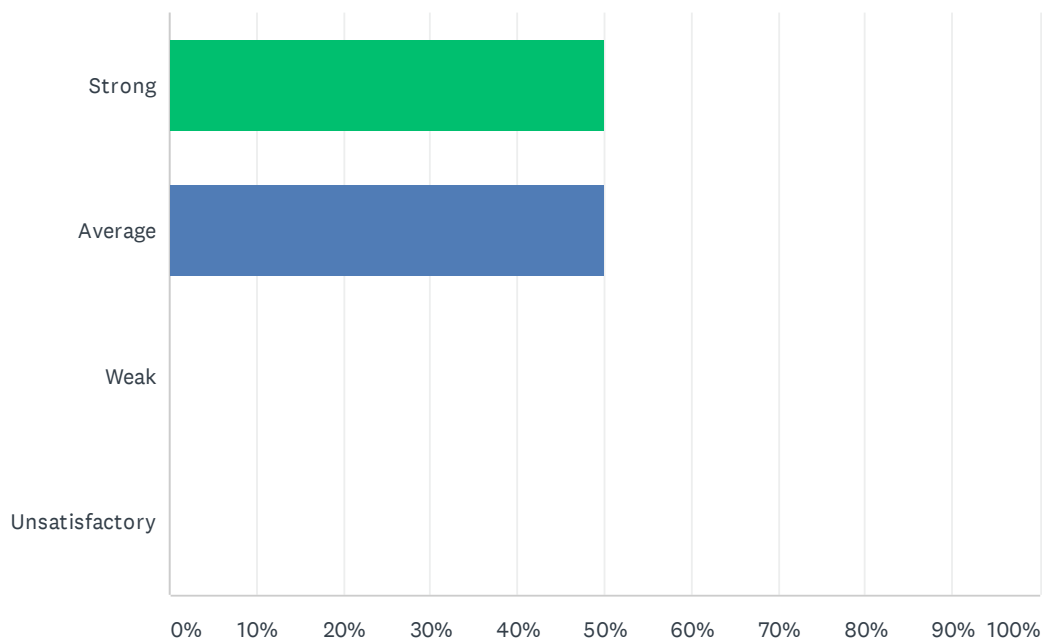
Answered: 8 Skipped: 1



ANSWER CHOICES	RESPONSES	
Strong	50.00%	4
Average	50.00%	4
Weak	0.00%	0
Unsatisfactory	0.00%	0
TOTAL		8

Q7 Administration utilizes staff according to their job description (ie. Coaches, APL's, Specialists & Staff).

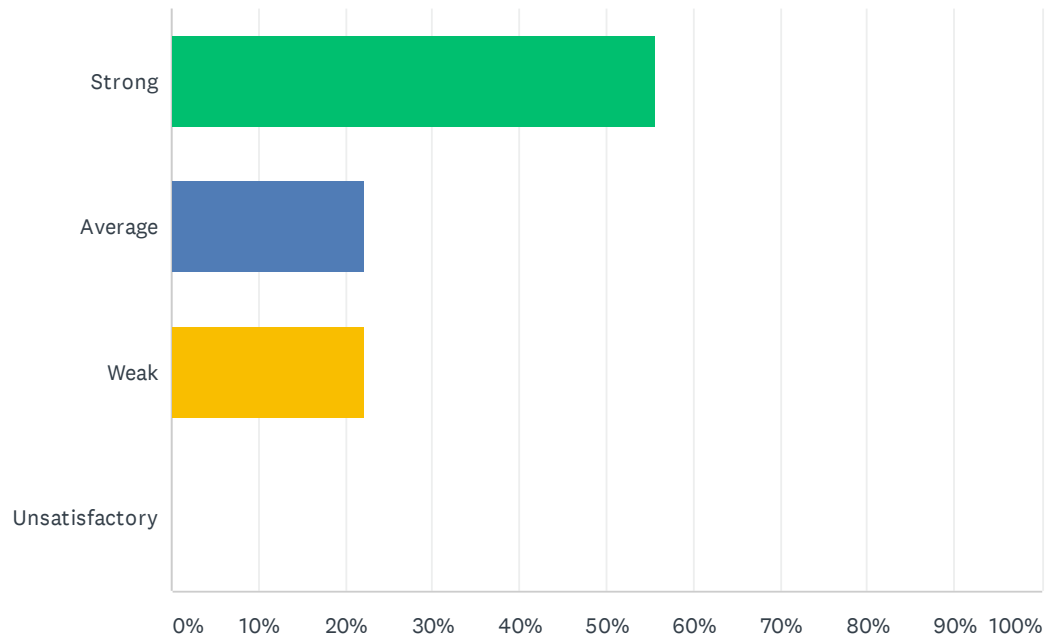
Answered: 8 Skipped: 1



ANSWER CHOICES	RESPONSES	
Strong	50.00%	4
Average	50.00%	4
Weak	0.00%	0
Unsatisfactory	0.00%	0
TOTAL		8

Q8 Administration maintains open communication with staff, parents, and students.

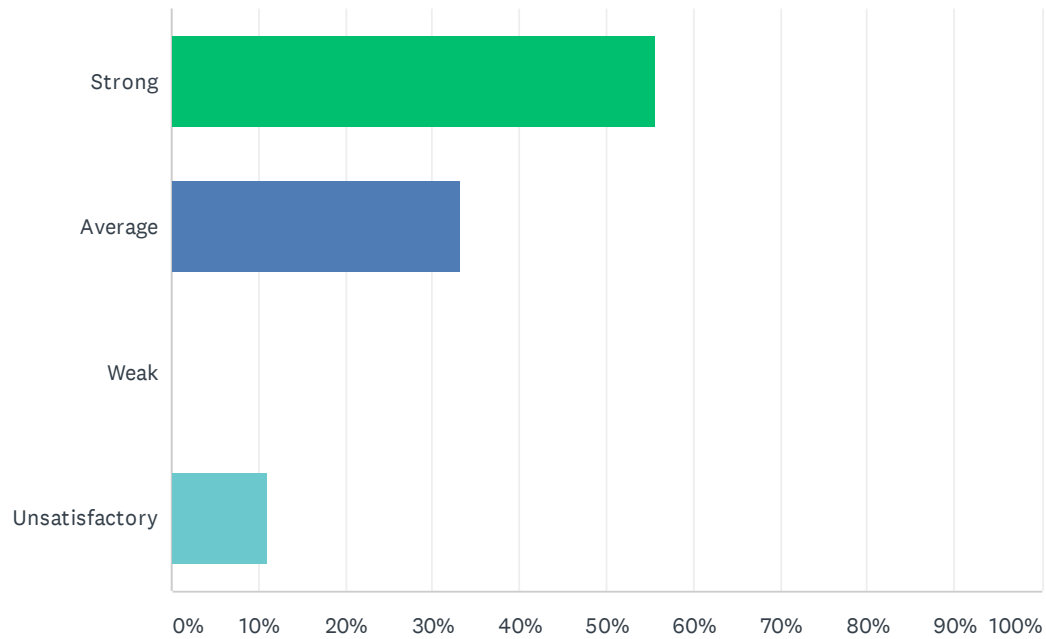
Answered: 9 Skipped: 0



ANSWER CHOICES	RESPONSES	
Strong	55.56%	5
Average	22.22%	2
Weak	22.22%	2
Unsatisfactory	0.00%	0
TOTAL		9

Q9 Administration supports staff against attacks and criticism from parents.

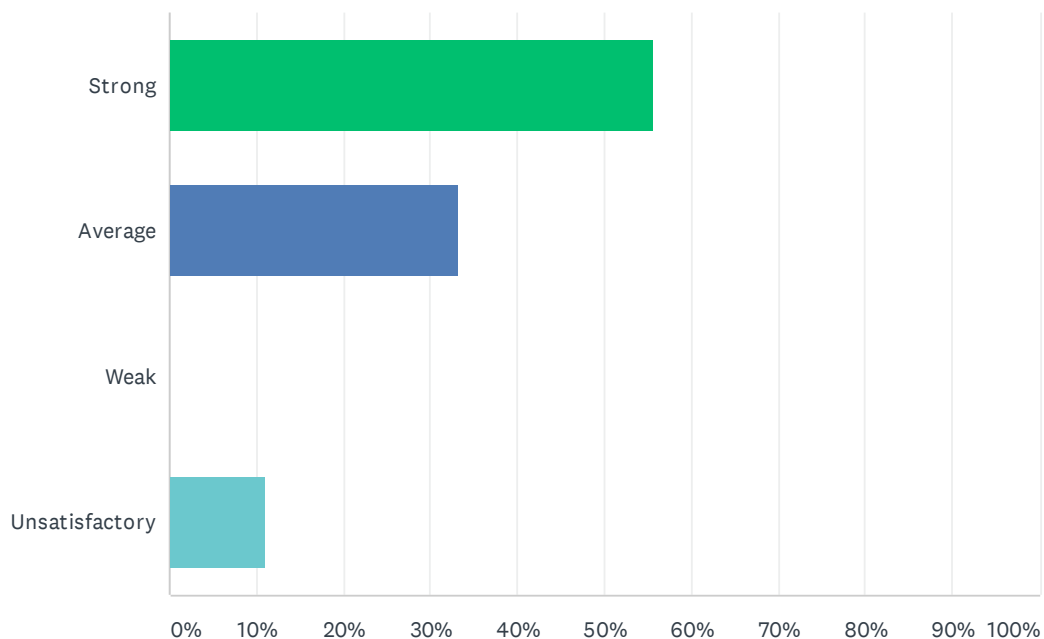
Answered: 9 Skipped: 0



ANSWER CHOICES	RESPONSES	
Strong	55.56%	5
Average	33.33%	3
Weak	0.00%	0
Unsatisfactory	11.11%	1
TOTAL		9

Q10 Site administration treats all teachers equally; there is no preferential treatment.

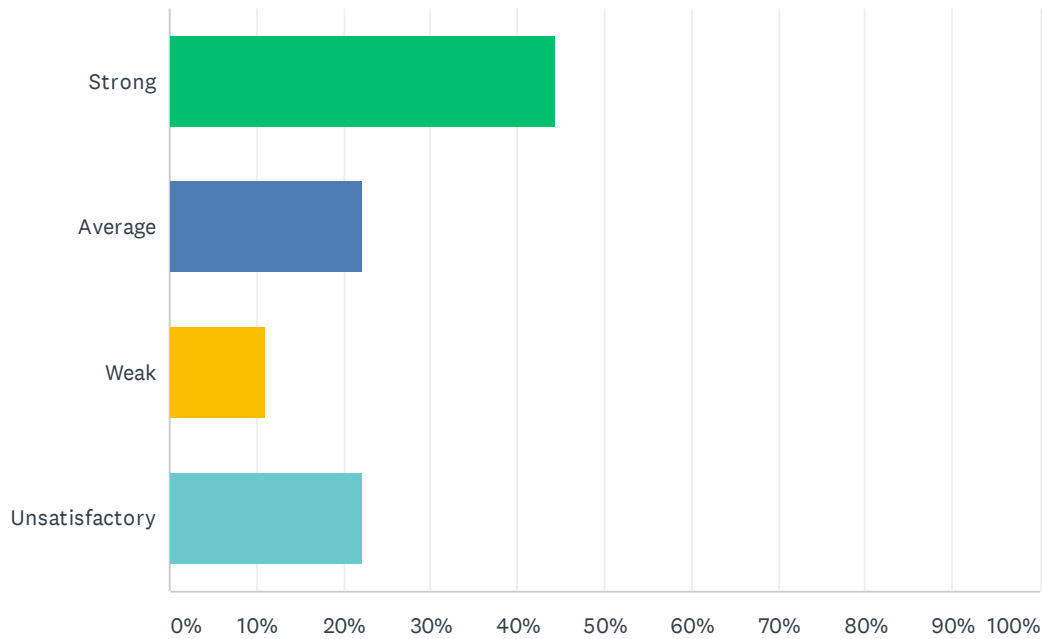
Answered: 9 Skipped: 0



ANSWER CHOICES	RESPONSES	
Strong	55.56%	5
Average	33.33%	3
Weak	0.00%	0
Unsatisfactory	11.11%	1
TOTAL		9

Q11 Administration supports classroom discipline procedures and follows District discipline guidelines.

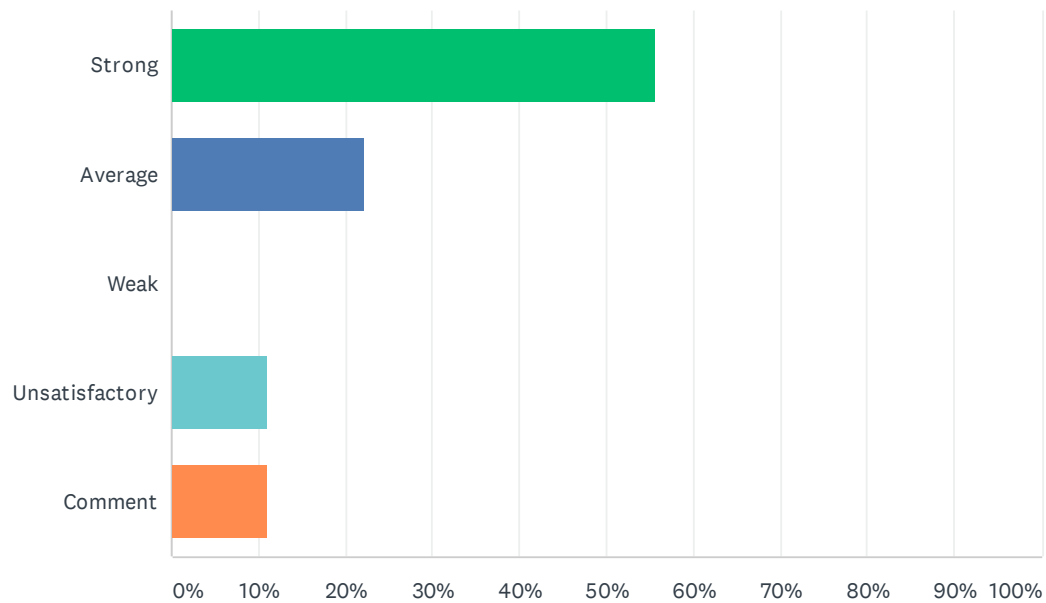
Answered: 9 Skipped: 0



ANSWER CHOICES	RESPONSES	
Strong	44.44%	4
Average	22.22%	2
Weak	11.11%	1
Unsatisfactory	22.22%	2
TOTAL		9

Q12 Administration processes ODR's (Office Disciplinary Referrals) within 48 hours and supports staff when discipline moves beyond classroom managed behaviors.

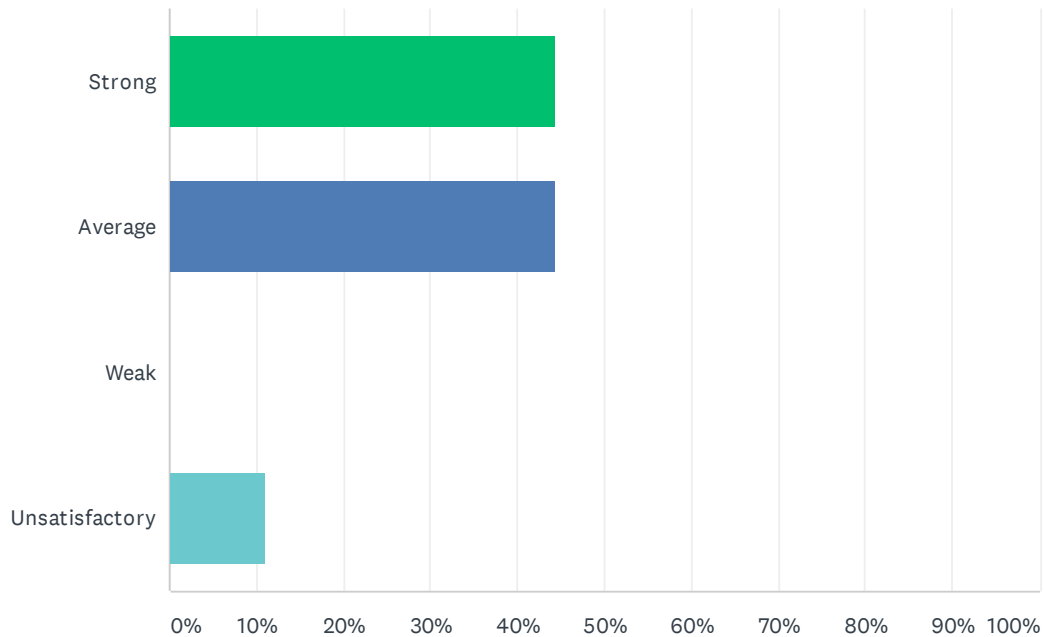
Answered: 9 Skipped: 0



ANSWER CHOICES	RESPONSES	
Strong	55.56%	5
Average	22.22%	2
Weak	0.00%	0
Unsatisfactory	11.11%	1
Comment	11.11%	1
TOTAL		9

Q13 Administration treats teachers as professionals; the teacher's word is not disregarded in favor of the student's.

Answered: 9 Skipped: 0



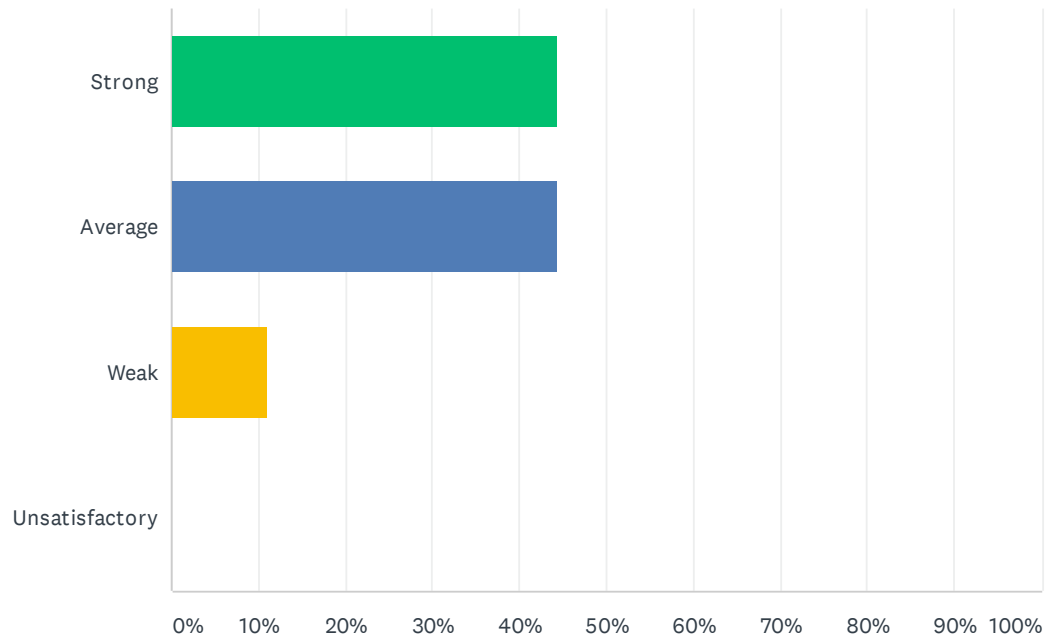
ANSWER CHOICES	RESPONSES	
Strong	44.44%	4
Average	44.44%	4
Weak	0.00%	0
Unsatisfactory	11.11%	1
TOTAL		9

Q14 How do you feel that your administration positively/negatively impacts working conditions at your site?

Answered: 8 Skipped: 1

Q15 Site staff is involved in setting school policies and budgetary priorities.

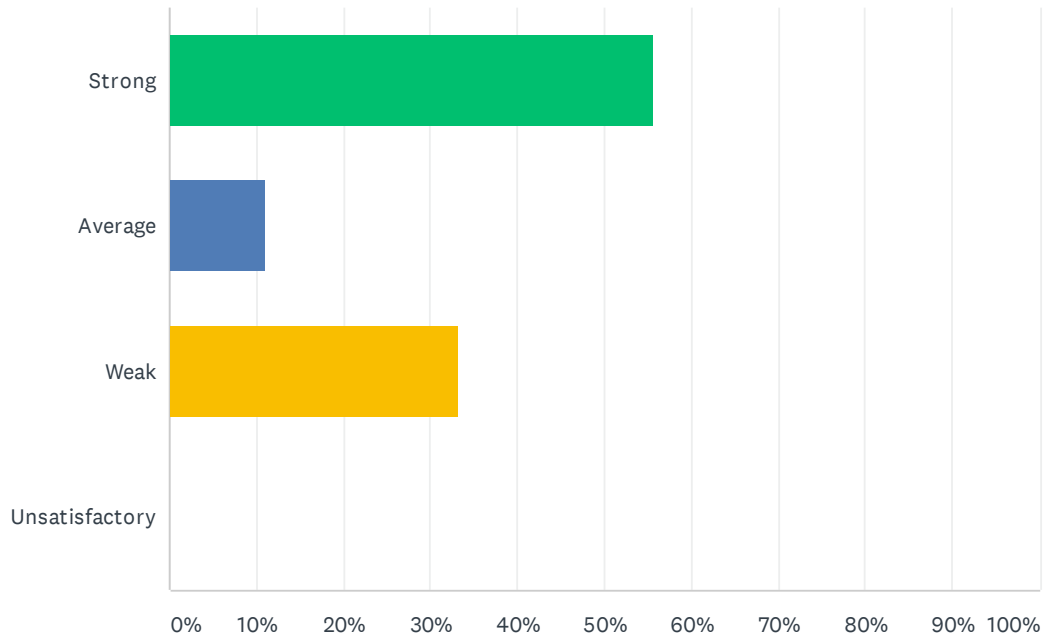
Answered: 9 Skipped: 0



ANSWER CHOICES	RESPONSES	
Strong	44.44%	4
Average	44.44%	4
Weak	11.11%	1
Unsatisfactory	0.00%	0
TOTAL		9

Q16 Site meetings are productive and not excessive.

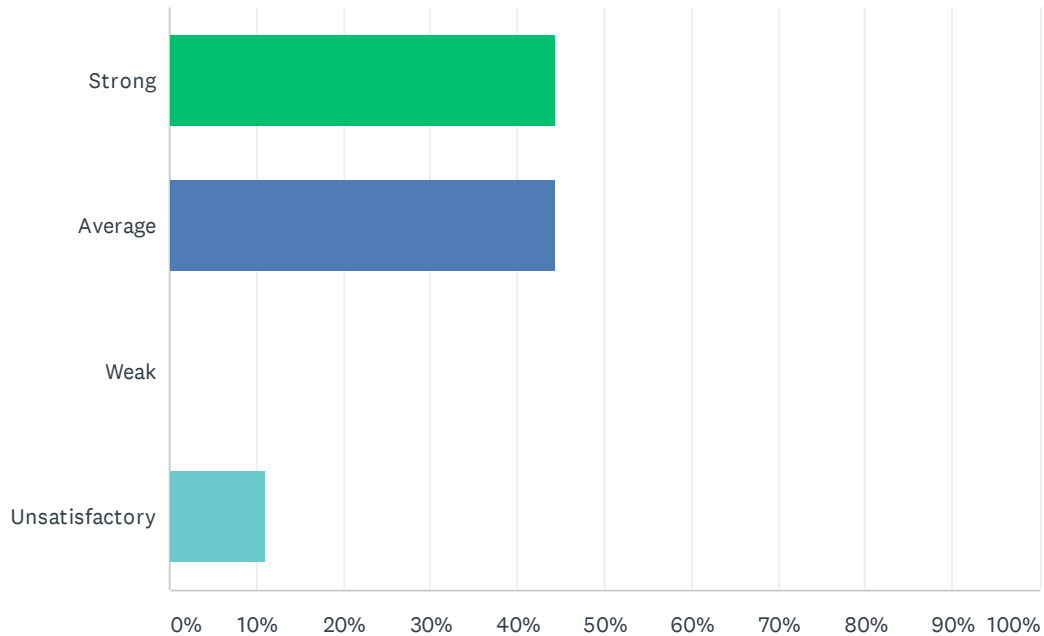
Answered: 9 Skipped: 0



ANSWER CHOICES	RESPONSES	
Strong	55.56%	5
Average	11.11%	1
Weak	33.33%	3
Unsatisfactory	0.00%	0
TOTAL		9

Q17 Bank days are used for PLC activities; Site administration uses two Bank Days a month and staff gets uninterrupted planning/preparation time twice a month during Bank Days.

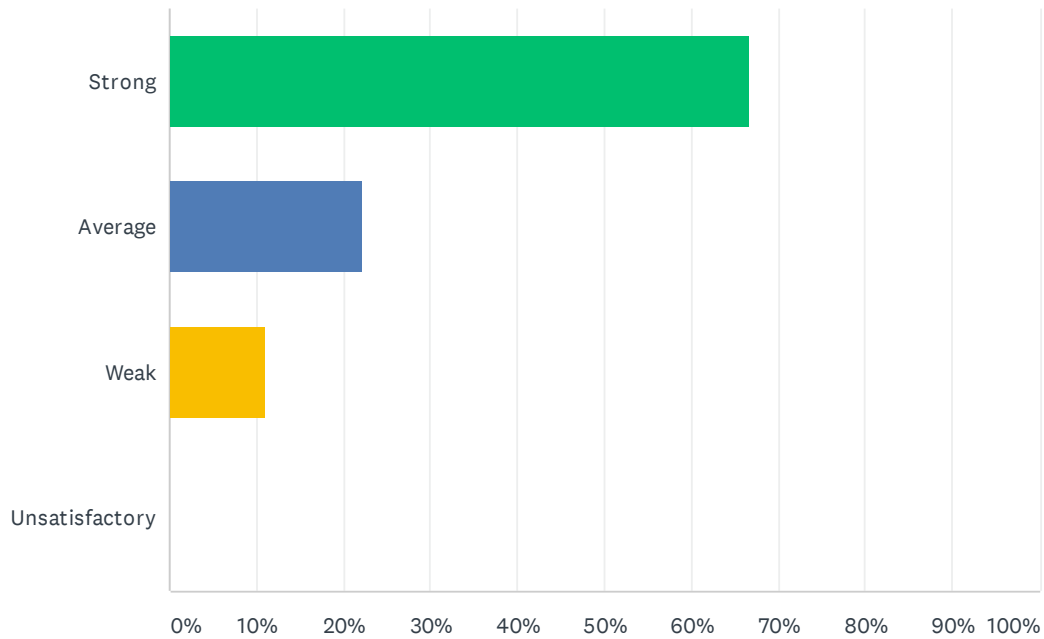
Answered: 9 Skipped: 0



ANSWER CHOICES	RESPONSES	
Strong	44.44%	4
Average	44.44%	4
Weak	0.00%	0
Unsatisfactory	11.11%	1
TOTAL		9

Q18 My site receives daily consecutive uninterrupted planning/preparation time. (30 minutes / 40 minutes)

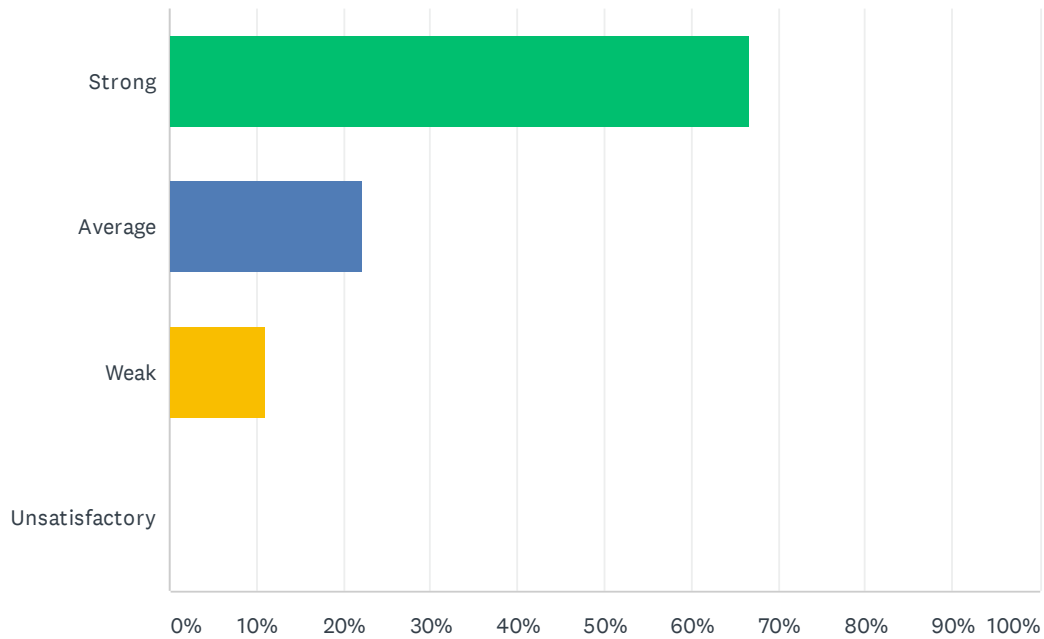
Answered: 9 Skipped: 0



ANSWER CHOICES	RESPONSES	
Strong	66.67%	6
Average	22.22%	2
Weak	11.11%	1
Unsatisfactory	0.00%	0
TOTAL		9

Q19 Staff is given time to input district required data (ie. Benchmarks, Dibels, CFAs, Report Card, and etc).

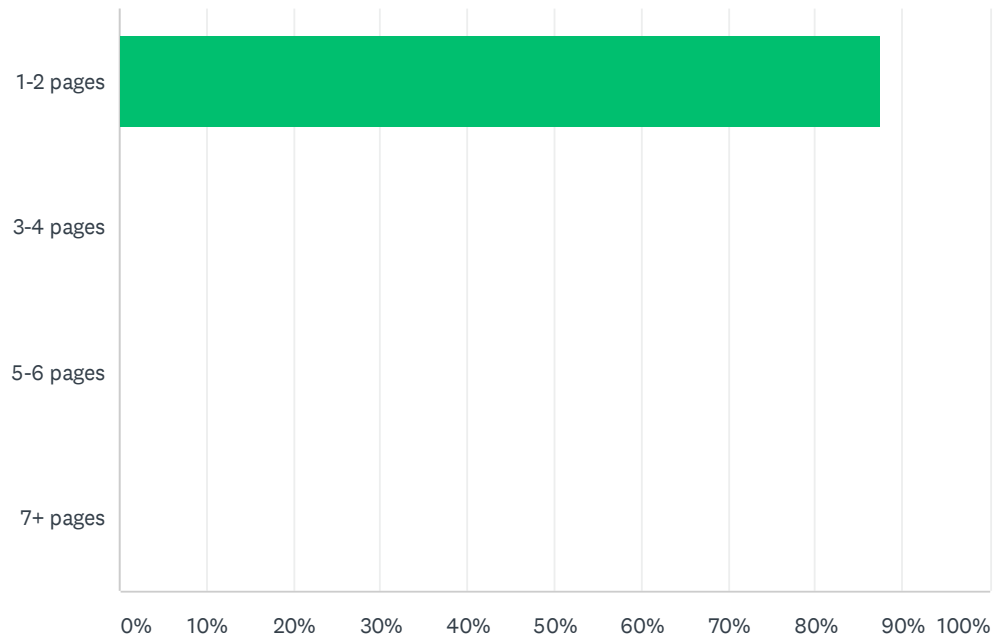
Answered: 9 Skipped: 0



ANSWER CHOICES	RESPONSES	
Strong	66.67%	6
Average	22.22%	2
Weak	11.11%	1
Unsatisfactory	0.00%	0
TOTAL		9

Q20 Teachers are required to submit complete, but not excessively lengthy lesson plans.

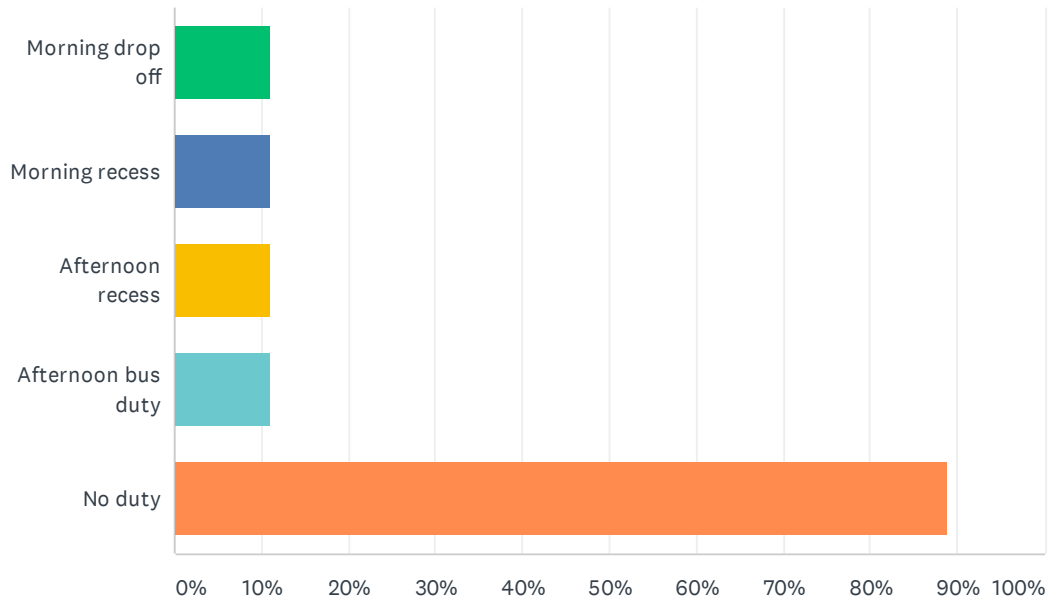
Answered: 8 Skipped: 1



ANSWER CHOICES	RESPONSES	
1-2 pages	87.50%	7
3-4 pages	0.00%	0
5-6 pages	0.00%	0
7+ pages	0.00%	0
TOTAL		8

Q21 Staff has recess and/or bus duty.

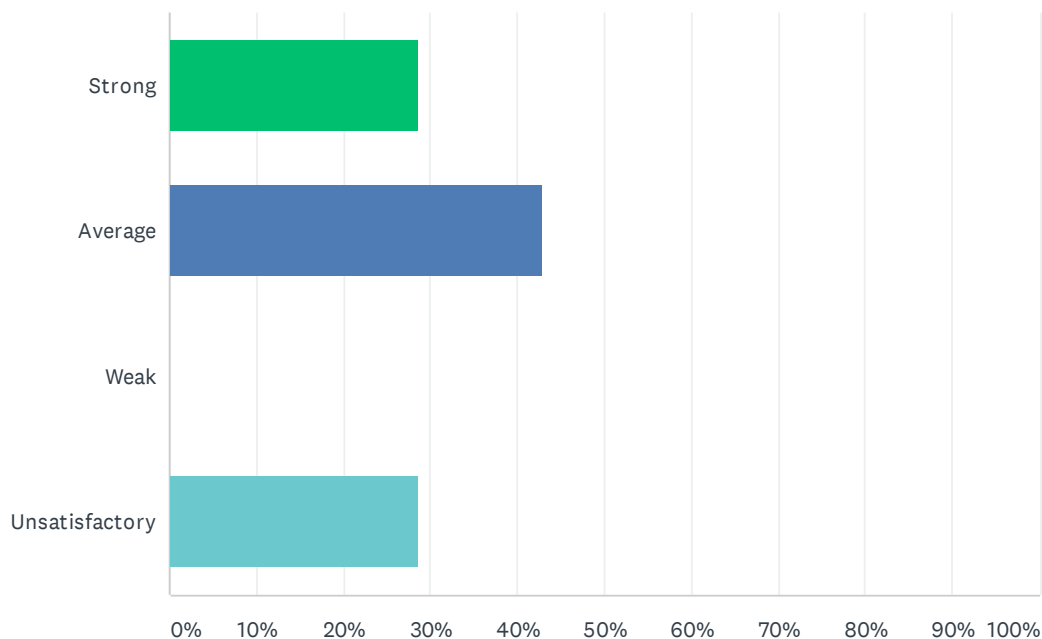
Answered: 9 Skipped: 0



ANSWER CHOICES	RESPONSES	
Morning drop off	11.11%	1
Morning recess	11.11%	1
Afternoon recess	11.11%	1
Afternoon bus duty	11.11%	1
No duty	88.89%	8
Total Respondents: 9		

Q22 The Special Education Department is assisting you with your questions, problems, and concerns.

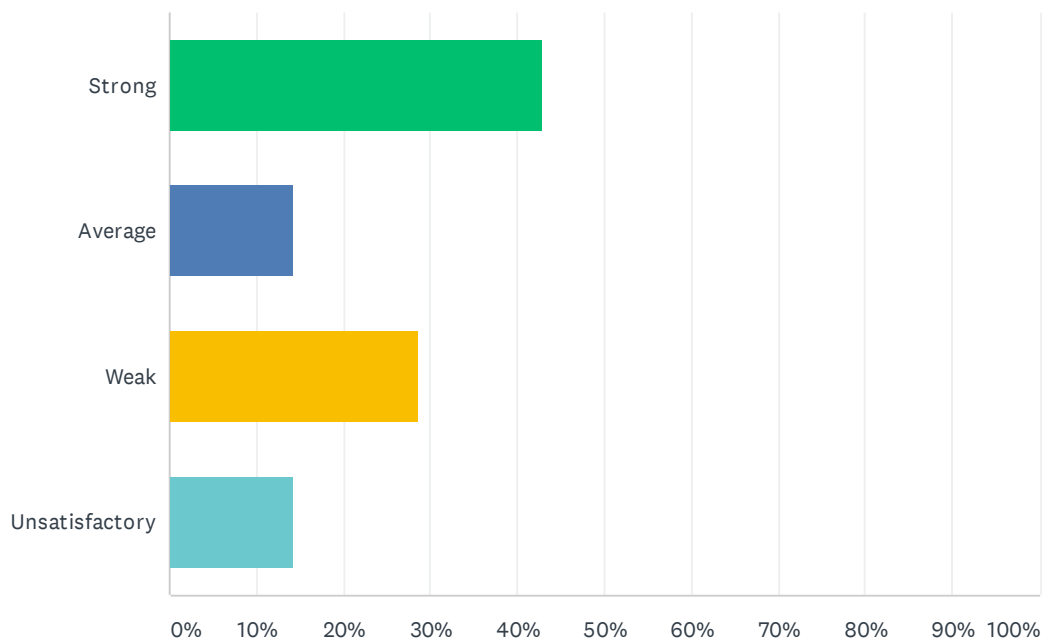
Answered: 7 Skipped: 2



ANSWER CHOICES	RESPONSES	
Strong	28.57%	2
Average	42.86%	3
Weak	0.00%	0
Unsatisfactory	28.57%	2
TOTAL		7

Q23 Special Education class size is balanced within each program to ensure student safety and individualized instruction.

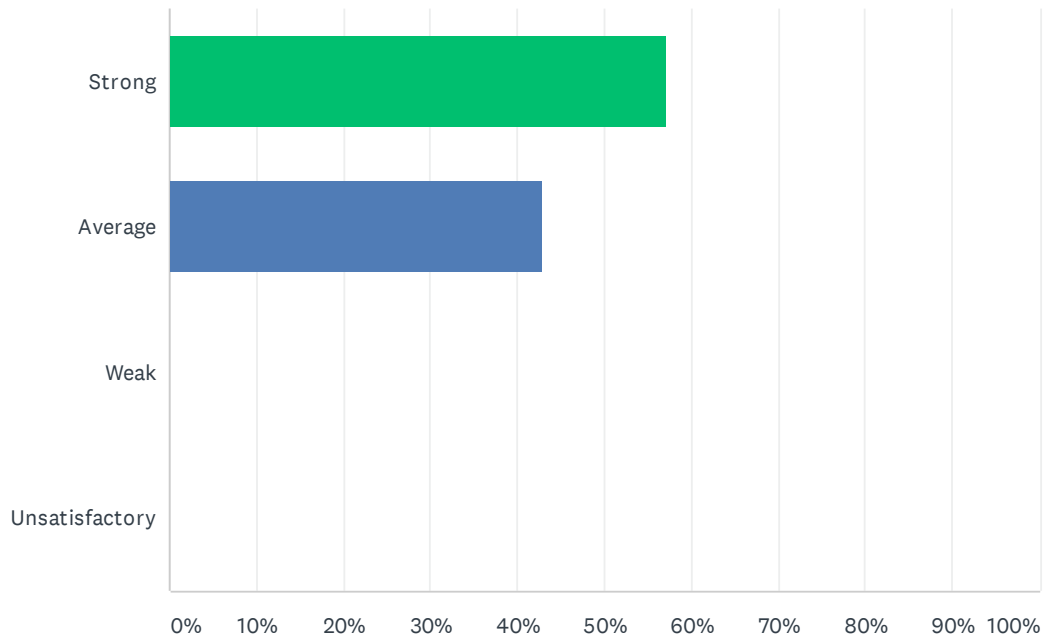
Answered: 7 Skipped: 2



ANSWER CHOICES	RESPONSES	
Strong	42.86%	3
Average	14.29%	1
Weak	28.57%	2
Unsatisfactory	14.29%	1
TOTAL		7

Q24 Special education teachers have opportunities to participate in school-based, content area staff development.

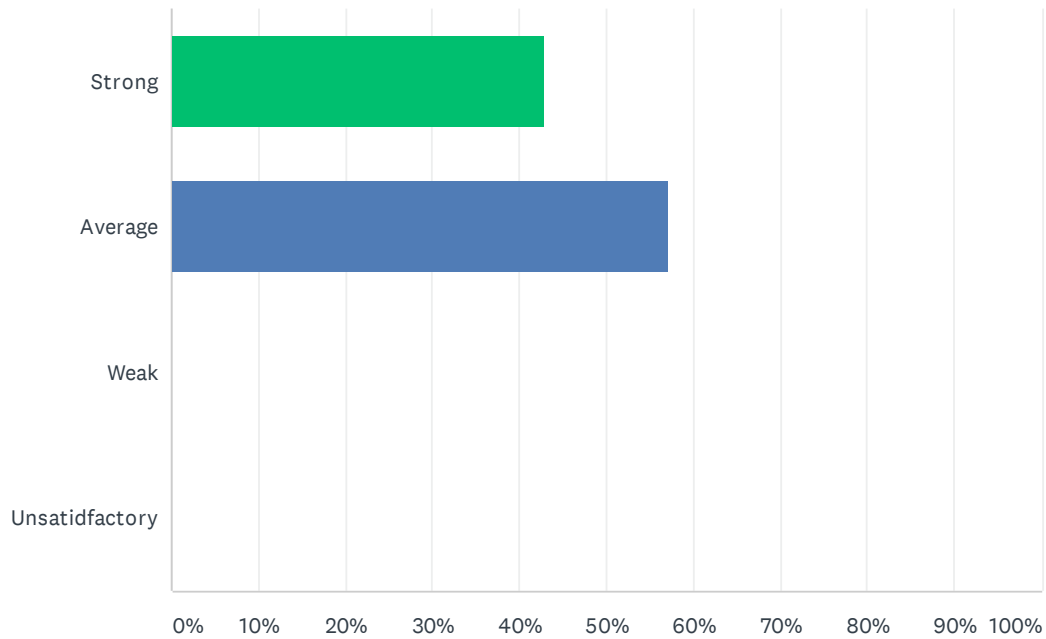
Answered: 7 Skipped: 2



ANSWER CHOICES	RESPONSES	
Strong	57.14%	4
Average	42.86%	3
Weak	0.00%	0
Unsatisfactory	0.00%	0
TOTAL		7

Q25 Special education teachers have needed access to ALL instructional resources provided to the general education teachers.

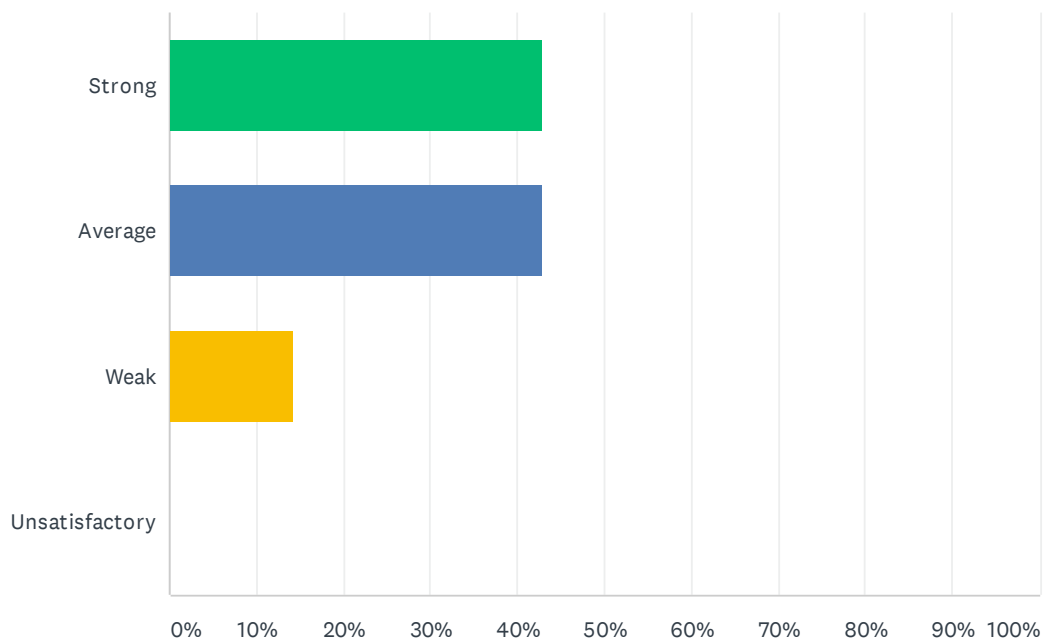
Answered: 7 Skipped: 2



ANSWER CHOICES	RESPONSES	
Strong	42.86%	3
Average	57.14%	4
Weak	0.00%	0
Unsatisfactory	0.00%	0
TOTAL		7

Q26 Special education teachers are adequately trained in the administration of state assessments and District IEP's.

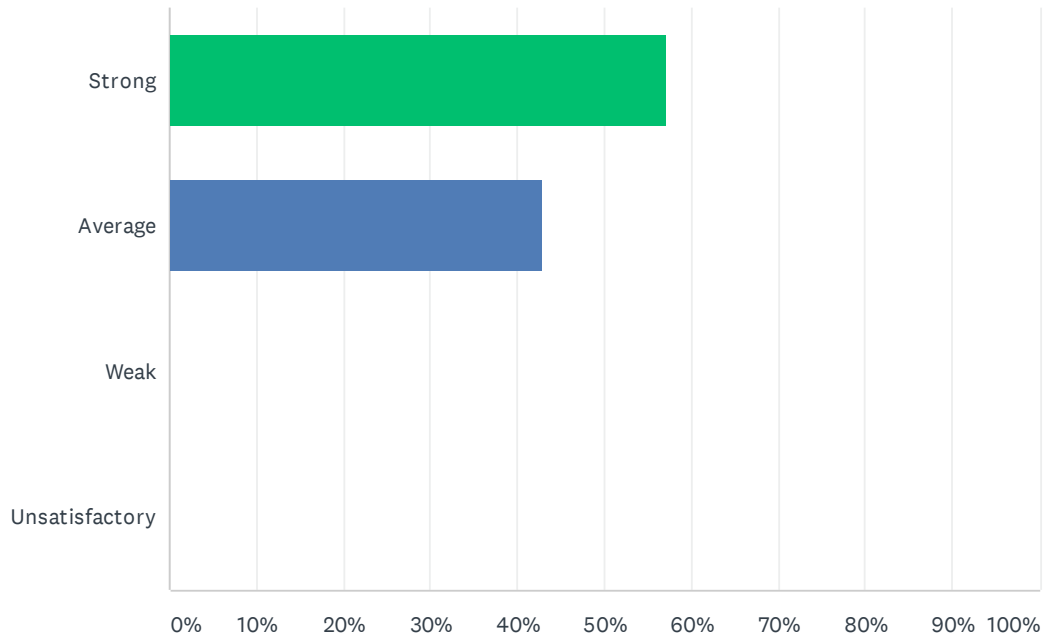
Answered: 7 Skipped: 2



ANSWER CHOICES	RESPONSES	
Strong	42.86%	3
Average	42.86%	3
Weak	14.29%	1
Unsatisfactory	0.00%	0
TOTAL		7

Q27 The site principal is accessible to discuss special education issues.

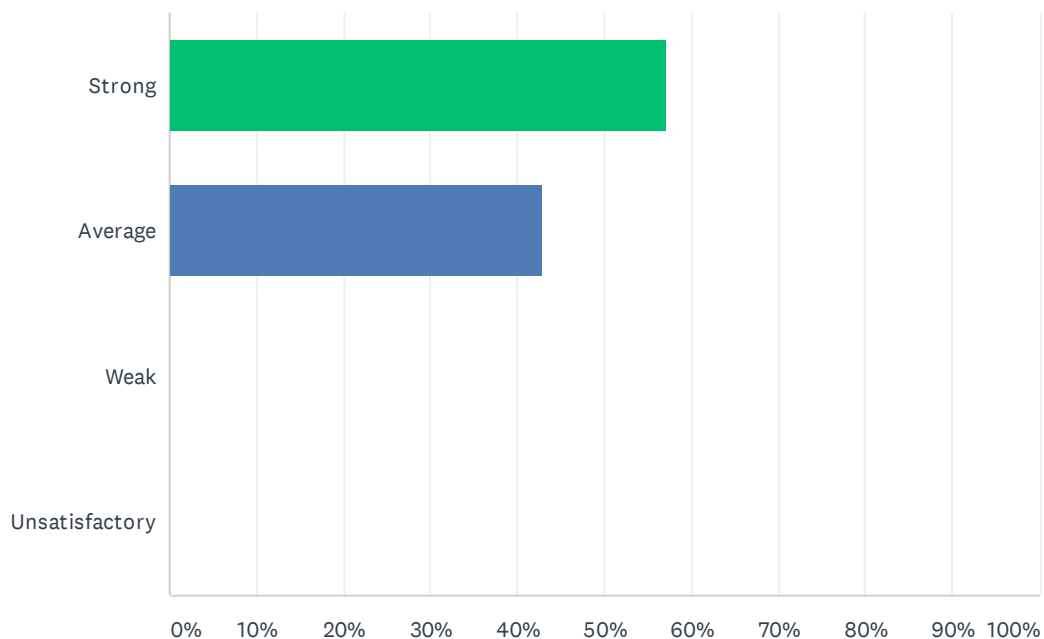
Answered: 7 Skipped: 2



ANSWER CHOICES	RESPONSES	
Strong	57.14%	4
Average	42.86%	3
Weak	0.00%	0
Unsatisfactory	0.00%	0
TOTAL		7

Q28 The site principal promotes equal opportunities for all students to learn.

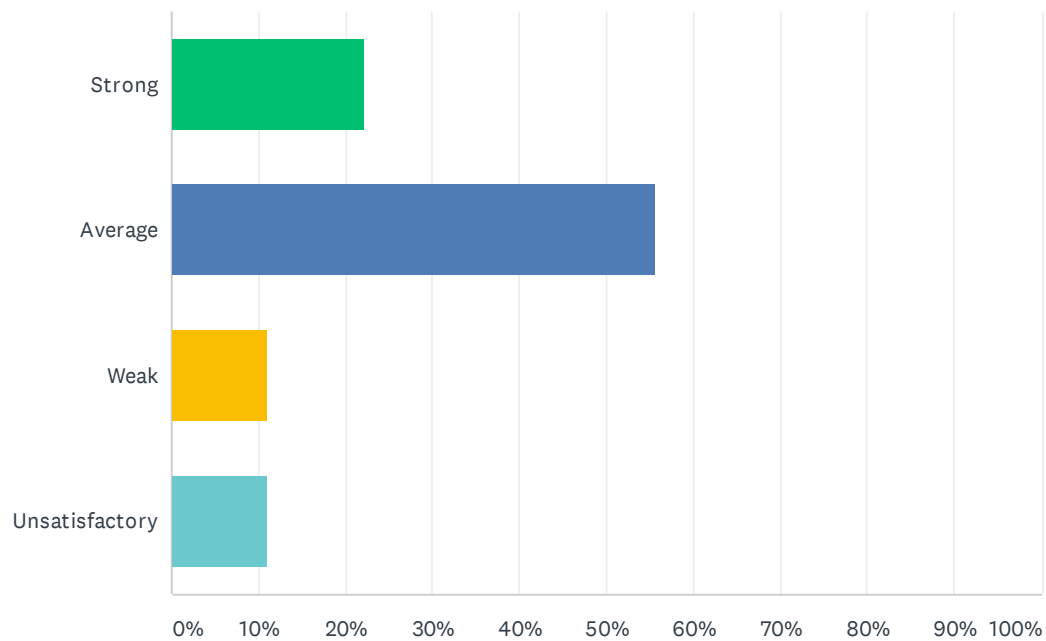
Answered: 7 Skipped: 2



ANSWER CHOICES	RESPONSES	
Strong	57.14%	4
Average	42.86%	3
Weak	0.00%	0
Unsatisfactory	0.00%	0
TOTAL		7

Q29 PBIS is used effectively and is improving behavior.

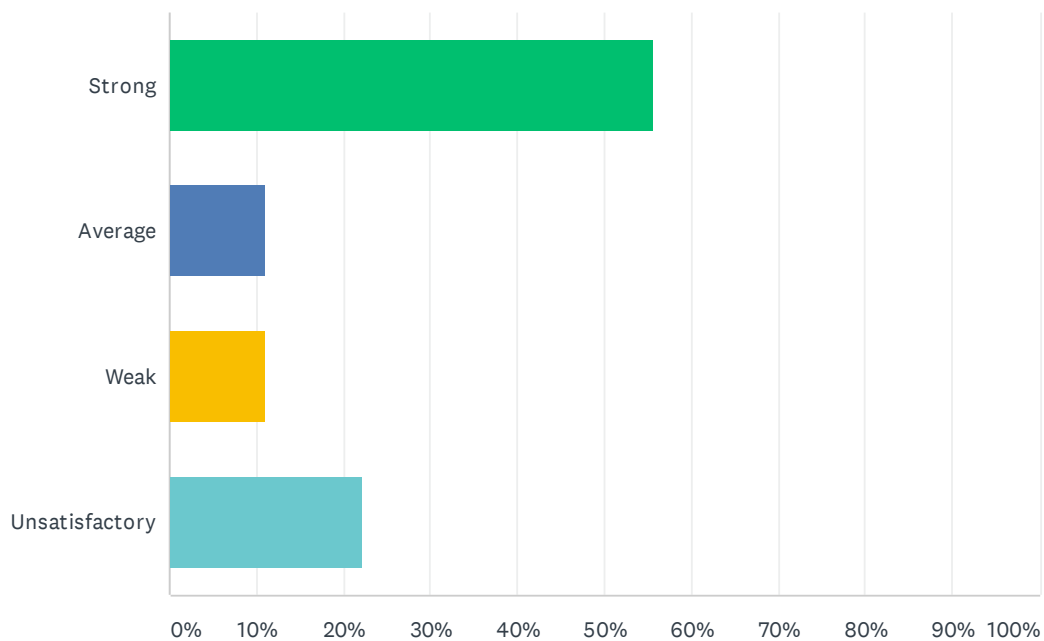
Answered: 9 Skipped: 0



ANSWER CHOICES	RESPONSES	
Strong	22.22%	2
Average	55.56%	5
Weak	11.11%	1
Unsatisfactory	11.11%	1
TOTAL		9

Q30 PBIS and Behavior Intervention Specialists are creating a safer environment at my site.

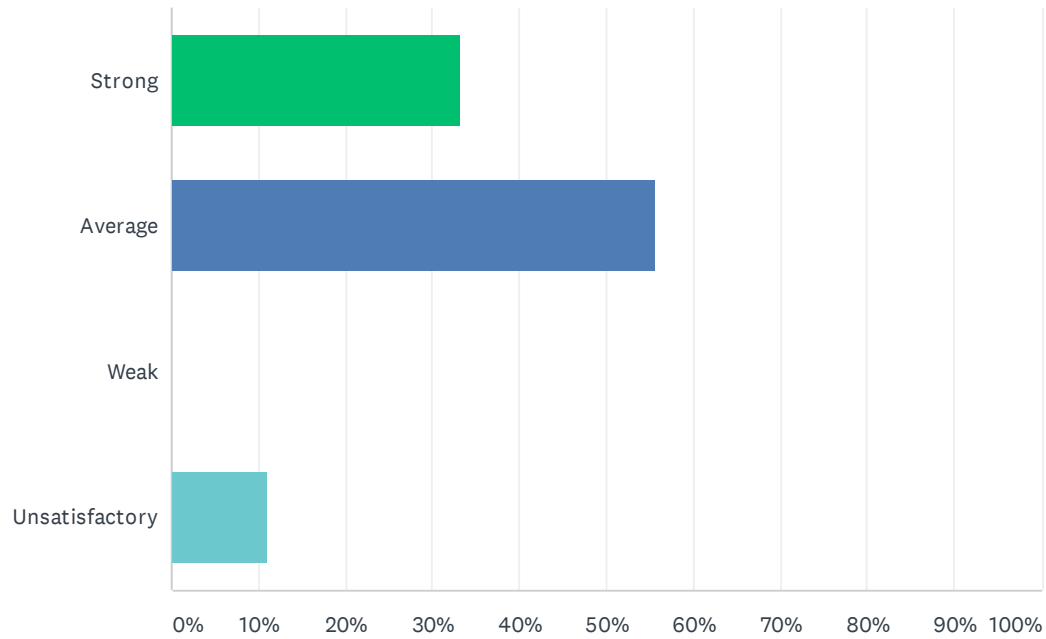
Answered: 9 Skipped: 0



ANSWER CHOICES	RESPONSES	
Strong	55.56%	5
Average	11.11%	1
Weak	11.11%	1
Unsatisfactory	22.22%	2
TOTAL		9

Q31 Staff and students feel safe at my site.

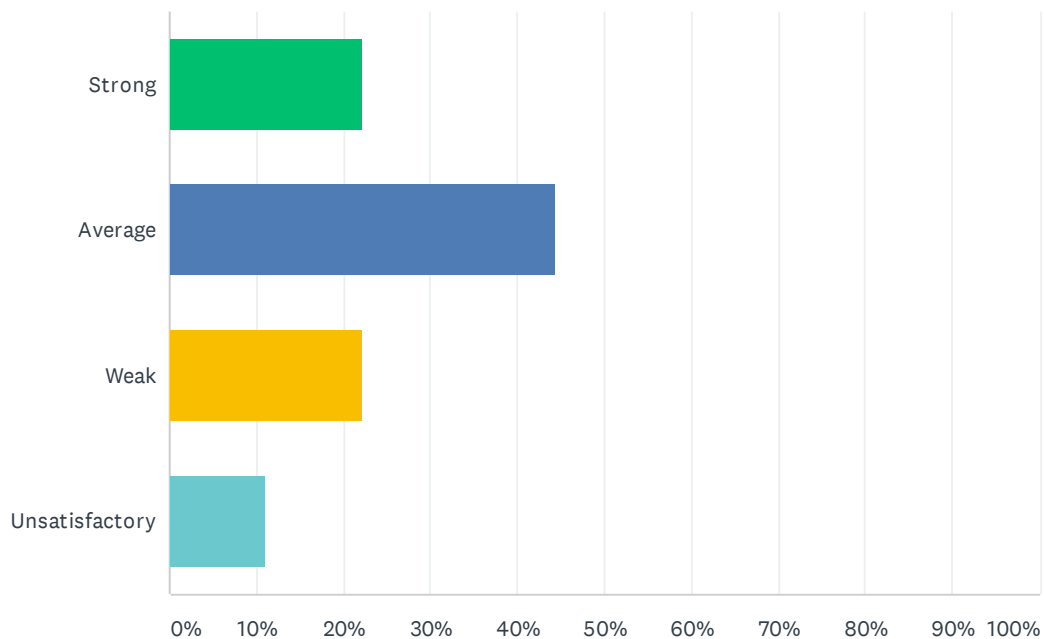
Answered: 9 Skipped: 0



ANSWER CHOICES	RESPONSES	
Strong	33.33%	3
Average	55.56%	5
Weak	0.00%	0
Unsatisfactory	11.11%	1
TOTAL		9

Q32 Discipline is improving at my site and not interfering with learning.

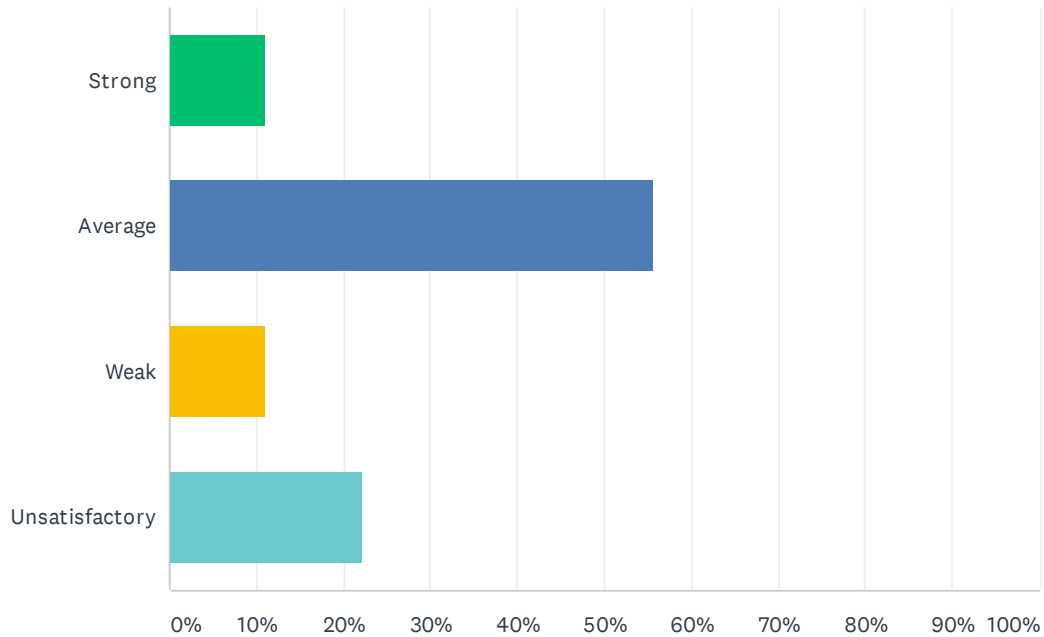
Answered: 9 Skipped: 0



ANSWER CHOICES	RESPONSES	
Strong	22.22%	2
Average	44.44%	4
Weak	22.22%	2
Unsatisfactory	11.11%	1
TOTAL		9

Q33 Positive referrals are an effective tool in improving discipline.

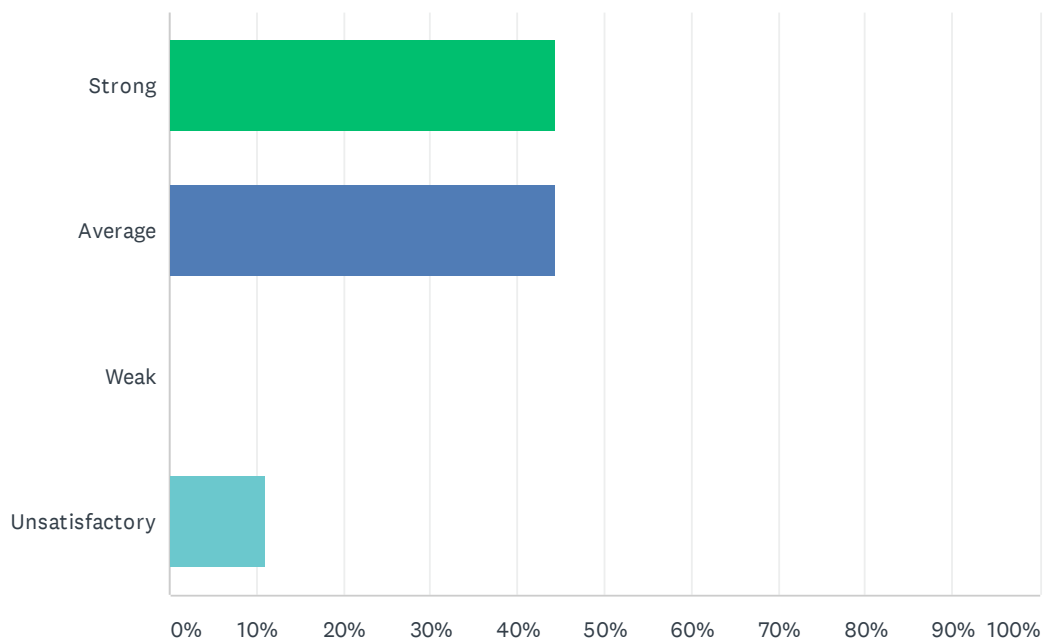
Answered: 9 Skipped: 0



ANSWER CHOICES	RESPONSES	
Strong	11.11%	1
Average	55.56%	5
Weak	11.11%	1
Unsatisfactory	22.22%	2
TOTAL		9

Q34 When ODR's (office disciplinary referral) are written the teacher's word is valued and trusted.

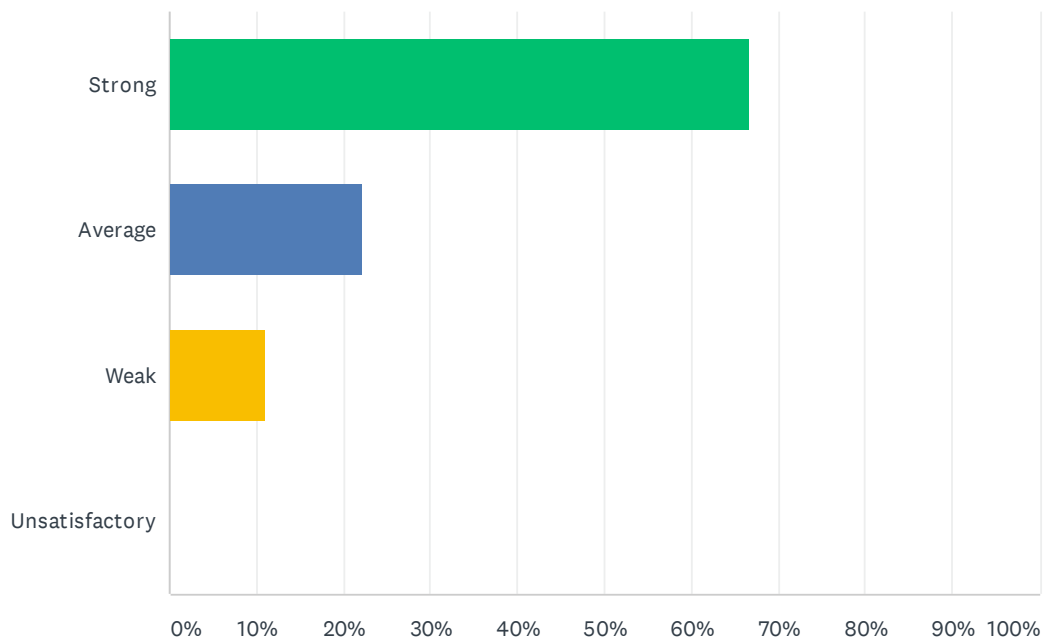
Answered: 9 Skipped: 0



ANSWER CHOICES	RESPONSES	
Strong	44.44%	4
Average	44.44%	4
Weak	0.00%	0
Unsatisfactory	11.11%	1
TOTAL		9

Q35 My site has a positive atmosphere.

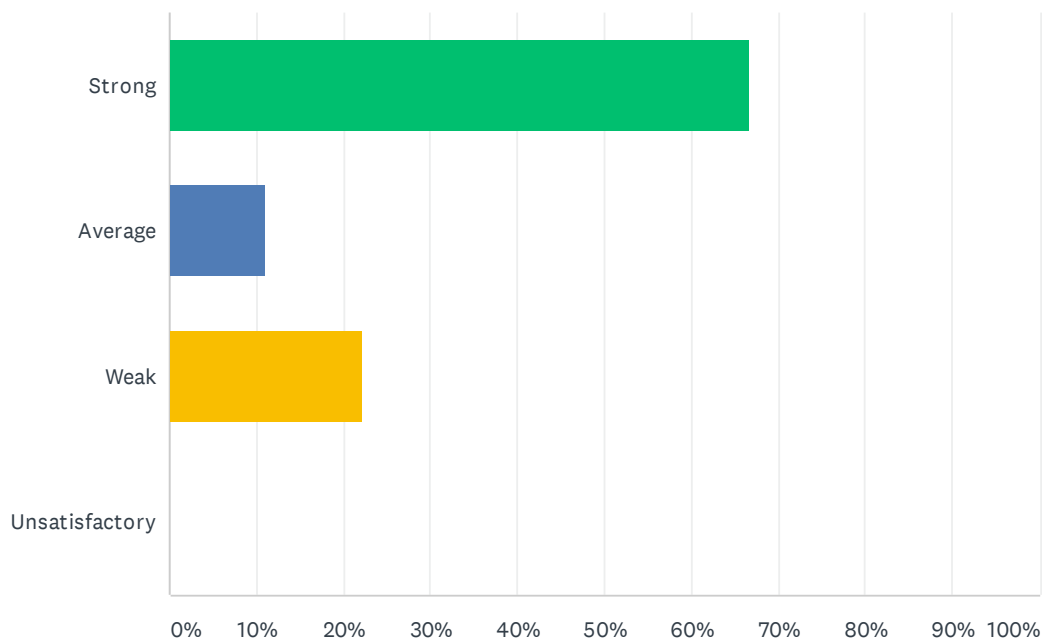
Answered: 9 Skipped: 0



ANSWER CHOICES	RESPONSES	
Strong	66.67%	6
Average	22.22%	2
Weak	11.11%	1
Unsatisfactory	0.00%	0
TOTAL		9

Q36 I would recommend my site to other employees and prospective teachers.

Answered: 9 Skipped: 0



ANSWER CHOICES	RESPONSES	
Strong	66.67%	6
Average	11.11%	1
Weak	22.22%	2
Unsatisfactory	0.00%	0
TOTAL		9