



VERTICAL

BLINDS

Effective April 1, 2018

design simplified™

TABLE OF CONTENTS

Product Overview

- Features & Benefits 2
- Collection Information 3

Pricing Information

- Vinyl Price Charts: Group A & B Free Hang Only 4
- Vinyl Price Charts: Group C & D Free Hang Only 5
- Vinyl Price Charts: Group E Free Hang Only 6
- Fabric Price Charts: Group 1 Free Hang & Inserted 7
- Fabric Price Charts: Group 2 Free Hang & Inserted 8
- Fabric Price Charts: Group 3 Free Hang & Inserted 9
- Fabric Price Charts: Group 4 Free Hang 10
- Option Charges. 5-10
- Headrail Price Chart 5-10

Product Specifications

- Size Standards & Finished Dimensions 11
- Inserted Materials 11
- Safety Wand Control System 11
- Valances 11
- Headrail System Specifications 12
- Tile Cut-Outs 12
- Replacement Vanes 12
- Bottom Treatments 12
- Vane Count & Stacking Space Chart 13
- Product Components 14
- S-Curve Vane View 15-16

FEATURES & BENEFITS



- A gorgeous array of vinyl patterns, from basic curved to deeply embossed styles, in hundreds of colors; includes many S-Curve styles.
- Beautiful fabrics ranging from simple stitchbonds to high-fashion weaves and jacquards.
- Insert Groovers combine the softness and fashion advantage of fabrics with the functional benefits of vinyl.
- Durable, heavy-duty headrail system keeps vanes permanently aligned and offers smooth traversing and quiet operation.
- Optional safety wand control provides an easy-to-use alternative to the traditional control chain and cord and helps protect children and pets from injury.
- Standard full valance adds elegance and a more tailored look. Valance corners are gently rounded to provide a smooth appearance.
- Limited Lifetime warranty ensures your customers' satisfaction.

COLLECTION INFORMATION

Fabric Family Name	Price Group	Flame Resistant Passes the NFPA #701 Small Scale Test	Fabric Content	Free Hang or Inserted	Care Code	Light Control
Bayshore	2	NO	100% Polyester (Coastal Inlet, Everglades, Beach Shack - 58% Polyester, 42% Polypropylene)	Free Hang & Inserted	1 & 3	B
Bellhaven	2	NO	55% Cotton, 29% Polyester, 16% Polypropylene	Free Hang & Inserted	1 & 3	B
Cantina Romana	1	YES	100% Polyester	Free Hang & Inserted	1 & 3	B
Carleton	2	NO	100% Polyester	Free Hang & Inserted	1 & 3	B
Coronado	2	NO	100% Polyester	Free Hang & Inserted	1 & 3	B
Enchanting	3	NO	54% PVC coated Polyester, 46% Polyester	Free Hang & Inserted	1 & 3	B
Fitzgerald	1	NO	91% Polypropylene, 9% Polyester	Free Hang & Inserted	1 & 3	B
Kanaha	2	NO	46% Cotton, 31% Polyester, 23% Polypropylene	Free Hang & Inserted	1 & 3	B
Miramar	3	NO	100% Polyester	Free Hang & Inserted	1 & 3	B
Raleigh	2	NO	100% Polyester	Free Hang & Inserted	1 & 3	B
Rumbada	4	NO	100% Polyester (Coconut Shell - 60% Polyester, 40% Olefin)	Free Hang Only	1 & 3	C
Tranquil Weave	3	NO	100% Polyester	Free Hang & Inserted	1 & 3	B

PVC Family Name	Price Group	Flame Resistant Passes the NFPA #701 Small Scale Test	Content	Free Hang or Inserted	Care Code	Light Control
Antiquities	B	YES	PVC	Free Hang	1 & 2	E
Apollo	C	YES	PVC	Free Hang	1 & 2	E
Belize Bay S-Curve	C	YES	PVC	Free Hang	1 & 2	E
Curved	A	YES	PVC	Free Hang	1 & 2	E
Doheny	B	YES	PVC	Free Hang	1 & 2	E
Elesian Horizons	B	YES	PVC	Free Hang	1 & 2	E
Environs	B	YES	PVC	Free Hang	1 & 2	E
Flora	C	YES	PVC	Free Hang	1 & 2	E
Griffith	B	YES	PVC	Free Hang	1 & 2	E
Impressions S-Curve	C	YES	PVC	Free Hang	1 & 2	E
Integral S-Curve	C	YES	PVC	Free Hang	1 & 2	E
Island Haven	D	YES	PVC	Free Hang	1 & 2	E
Majestic	B	YES	PVC	Free Hang	1 & 2	E
Mystique	E	YES	PVC	Free Hang	1 & 2	E
Natural Wonders	C	YES	PVC	Free Hang	1 & 2	E
Nuptials	E	YES	PVC	Free Hang	1 & 2	E
Origins S-Curve	C	YES	PVC	Free Hang	1 & 2	E
Plume	D	YES	PVC	Free Hang	1 & 2	E
Prairie	B	YES	PVC	Free Hang	1 & 2	E
Prose	C	YES	PVC	Free Hang	1 & 2	E
Reverie S-Curve	E	YES	PVC	Free Hang	1 & 2	E
Ribbed Curved	A	YES	PVC	Free Hang	1 & 2	E
Summer Day	E	YES	PVC	Free Hang	1 & 2	E
Sutton S-Curve	C	YES	PVC	Free Hang	1 & 2	E
Terra Bella	B	YES	PVC	Free Hang	1 & 2	E
Windfall S-Curve	C	YES	PVC	Free Hang	1 & 2	E
Wood Textures	A	YES	PVC	Free Hang	1 & 2	E
Zephyr	C	YES	PVC	Free Hang	1 & 2	E

Care Method 1

Dusting with a feather, or synthetic, non-abrasive, material duster is recommended for all vertical vane surfaces which are lightly soiled.

Care Method 2

Wiping with a soft, damp sponge or cloth, of non-abrasive material, with lukewarm water is recommended for all vinyl vertical vane surfaces.

Care Method 3

Vacuuming with a soft bristle vacuum cleaner brush attachment is recommended for all fabric vertical vane surfaces.



A. Glare Reducing

Softly filters light and reduces glare. Images, shapes and people can be seen clearly. Provides the least amount of light and shape screening.



B. Filtering

Filters strong light. Images, shapes and people can be seen with some clarity. Provides a modest degree of light and shape screening.



C. Shading

Significantly reduces light. Images, shapes and people cannot be seen clearly. Provides a moderate to strong degree of light and shape screening. Darker colored materials tend to provide stronger screening than lighter colored materials in this category.



D. Blocking

Dramatically reduces light. Images, shapes and people are not distinguishable. Provides privacy against most all direct light and shape screening (except minimal light that may seep through closed or overlapping opaque/blackout slats and vanes).



E. Blackout

Blocks out virtually all light (except light that may enter on the sides of the blind and between vanes)) for maximum privacy and darkness.

GROUP A – Vinyl (Free Hang Only – Valance Included)

• Curved • Ribbed Curved • Wood Textures

WIDTH TO:	26"	38"	51"	63"	76"	84"	88"	101"	113"	126"	138"	151"	163"	176"	188"	192"	Replacement Vanes
HEIGHT TO:																	
48"	\$117	151	179	210	242	254	275	307	342	380	412	449	488	519	554	615	7
60"	121	156	189	224	257	268	293	330	365	406	438	480	519	555	593	652	7
72"	125	166	200	236	274	286	310	348	388	429	466	508	552	588	627	695	7
84"	131	173	210	248	286	301	329	365	409	455	493	536	582	621	665	736	8
96"	138	180	219	259	302	317	343	387	427	477	521	567	615	656	700	775	8
108"	141	187	230	274	317	332	359	408	450	503	546	595	648	689	737	815	9
120"	146	196	239	285	332	348	379	426	475	527	572	624	679	724	775	858	9
132"	150	200	248	298	346	363	397	445	497	550	601	654	711	757	810	899	9
144"	157	209	259	309	359	378	412	465	515	576	627	682	742	791	846	938	11
Replacement Valance	22	28	33	40	43	47	52	55	63	70	73	82	89	92	100	107	

NOTE: Vane view must be specified when ordering S-Curves. See pages 15-16.
Wood Textures valance will feature square-wrap corners, not available with round wrap corners.

GROUP B – Vinyl

(Free Hang Only – Valance Included)

• Antiquities • Environs • Prairie
• Doheny • Griffith • Terra Bella
• Elesian Horizons • Majestic

WIDTH TO:	26"	38"	51"	63"	76"	84"	88"	101"	113"	126"	138"	151"	163"	176"	188"	192"	Replacement Vanes
HEIGHT TO:																	
48"	\$131	170	202	238	279	293	316	353	391	436	475	514	554	595	633	707	7
60"	140	179	215	252	301	313	338	378	420	467	509	557	599	640	682	758	7
72"	147	189	233	272	316	333	363	408	451	503	548	598	646	691	735	823	9
84"	151	199	244	291	339	355	386	432	480	538	584	638	689	737	785	877	12
96"	160	214	261	306	358	375	407	457	509	567	619	675	727	778	829	926	14
108"	163	219	269	320	373	392	427	480	536	595	650	706	766	819	874	976	17
120"	169	226	276	331	391	411	449	505	563	624	682	745	804	859	918	1025	18
132"	173	230	291	345	409	428	468	529	589	654	716	778	841	902	962	1074	21
144"	178	239	301	359	426	448	490	551	614	686	746	813	880	944	1005	1110	22
Replacement Valance	24	28	35	40	47	50	54	59	65	71	79	86	91	98	102	115	

NOTE: Vane view must be specified when ordering S-Curves. See pages 15-16.

HEADRAIL ONLY

WIDTH TO:	26"	38"	51"	63"	76"	84"	88"	101"	113"	126"	138"	151"	163"	176"	188"	192"
	\$59	83	110	136	161	170	187	215	239	268	292	320	345	374	398	406

OPTIONS: NO EXTRA CHARGE
<ul style="list-style-type: none"> Control Position – both cord and chain must be grouped – left or right Stack Position – choose from left, right, split stack, or center draw Length of Controls – cord and chain are 3/4" of blind height unless otherwise specified Safety Wand Control – optional for one-way left or right draw (must specify length when ordering) Bottom Chains & Keyhole Punch – available upon request

OPTIONS: EXTRA CHARGE
<ul style="list-style-type: none"> Replacement Vanes – see pricing to the right of each price grid Replacement Valance – See pricing at the bottom of each grid Tile Cut-out Surcharge – add \$16 (see page 12 for details)

SIZE SPECIFICATIONS	VINYL STYLES
Minimum Width	12"
Maximum Width	192"
Minimum Height	12"
Maximum Height	144"
Maximum Area (sq. ft.)	192

GROUP C – Vinyl

(Free Hang Only – Valance Included)

- Apollo
- Integral S-Curve
- Sutton S-Curve
- Belize Bay S-Curve
- Natural Wonders
- Windfall S-Curve
- Flora
- Origins S-Curve
- Zephyr
- Impressions S-Curve
- Prose
- Note: Groover Insert (see p. 11)

WIDTH TO:	26"	38"	51"	63"	76"	84"	88"	101"	113"	126"	138"	151"	163"	176"	188"	192"	Replacement Vanes
HEIGHT TO:																	
48"	\$144	186	223	258	309	323	350	393	437	484	528	572	619	662	705	787	7
60"	152	197	240	282	336	352	382	429	474	529	576	624	676	724	771	861	8
72"	160	210	263	307	362	381	417	468	519	580	630	685	742	794	845	946	12
84"	169	223	276	330	387	408	448	503	560	623	680	739	801	855	910	1019	13
96"	182	243	300	352	410	430	473	532	589	658	717	778	844	906	961	1075	16
108"	190	256	312	370	436	457	499	558	621	692	757	821	889	952	1014	1134	21
120"	197	261	325	386	455	476	521	589	653	727	795	863	933	1000	1066	1192	22
132"	201	271	338	401	474	498	544	614	683	762	832	906	980	1048	1118	1253	23
144"	206	277	351	419	497	521	571	644	716	798	871	946	1026	1100	1170	1294	24
Replacement Valance	25	31	38	42	50	52	56	61	67	74	82	89	94	101	108	120	

NOTE: Vane view must be specified when ordering S-Curves. See pages 15-16.

GROUP D – Vinyl (Free Hang Only – Valance Included)

- Island Haven
- Plume

WIDTH TO:	26"	38"	51"	63"	76"	84"	88"	101"	113"	126"	138"	151"	163"	176"	188"	192"	Replacement Vanes
HEIGHT TO:																	
48"	\$166	214	261	301	361	380	416	469	521	575	627	681	738	787	840	938	9
60"	179	228	285	336	401	423	465	522	576	639	697	757	820	878	932	1043	11
72"	189	248	313	373	442	468	515	577	642	716	777	844	914	979	1042	1164	14
84"	200	266	333	399	473	502	555	625	695	774	845	917	990	1063	1133	1265	16
96"	220	297	368	430	499	531	588	660	737	815	891	967	1048	1125	1198	1340	21
108"	237	316	391	457	538	566	619	695	774	863	941	1021	1108	1186	1265	1414	23
120"	243	323	401	478	565	593	650	735	816	906	989	1075	1163	1245	1329	1485	25
132"	250	334	419	502	589	620	681	767	855	950	1036	1127	1221	1310	1398	1558	26
144"	257	348	437	525	617	649	711	801	893	993	1084	1179	1278	1371	1461	1610	27
Replacement	27	33	43	48	54	59	64	70	77	83	90	99	107	112	120	133	

NOTE: Vane view must be specified when ordering S-Curves. See pages 15-16.

HEADRAIL ONLY

WIDTH TO:	26"	38"	51"	63"	76"	84"	88"	101"	113"	126"	138"	151"	163"	176"	188"	192"
	\$59	83	110	136	161	170	187	215	239	268	292	320	345	374	398	406

OPTIONS: NO EXTRA CHARGE	OPTIONS: EXTRA CHARGE	SIZE SPECIFICATIONS	VINYL STYLES										
<ul style="list-style-type: none"> • Control Position – both cord and chain must be grouped – left or right • Stack Position – choose from left, right, split stack, or center draw • Length of Controls – cord and chain are 3/4" of blind height unless otherwise specified • Safety Wand Control – optional for one-way left or right draw (must specify length when ordering) • Bottom Chains & Keyhole Punch – available upon request 	<ul style="list-style-type: none"> • Replacement Vanes – see pricing to the right of each price grid • Replacement Valance – See pricing at the bottom of each grid • Tile Cut-out Surcharge – add \$16 (see page 12 for details) 	<table border="1"> <tr> <td>Minimum Width</td> <td>12"</td> </tr> <tr> <td>Maximum Width</td> <td>192"</td> </tr> <tr> <td>Minimum Height</td> <td>12"</td> </tr> <tr> <td>Maximum Height</td> <td>144"</td> </tr> <tr> <td>Maximum Area (sq. ft.)</td> <td>192</td> </tr> </table>	Minimum Width	12"	Maximum Width	192"	Minimum Height	12"	Maximum Height	144"	Maximum Area (sq. ft.)	192	
Minimum Width	12"												
Maximum Width	192"												
Minimum Height	12"												
Maximum Height	144"												
Maximum Area (sq. ft.)	192												

- Mystique
- Nuptials
- Reverie S-Curve
- Summer Day

GROUP E – Vinyl

(Free Hang Only – Valance Included)

WIDTH TO:	26"	38"	51"	63"	76"	84"	88"	101"	113"	126"	138"	151"	163"	176"	188"	192"	Replacement Vanes
HEIGHT TO:																	
48"	\$178	228	278	321	387	407	445	503	557	615	670	728	791	842	898	1004	11
60"	191	244	305	359	429	454	497	558	617	683	745	810	878	938	998	1115	12
72"	201	266	335	399	473	500	551	618	687	766	832	903	979	1047	1114	1247	15
84"	215	284	355	427	506	537	595	669	743	829	904	981	1060	1138	1212	1353	17
96"	235	317	392	460	534	567	629	706	790	873	954	1035	1122	1205	1282	1433	22
108"	254	339	419	489	576	605	662	743	829	923	1006	1091	1185	1268	1353	1513	24
120"	261	346	429	512	604	635	696	787	874	968	1058	1150	1245	1333	1421	1587	26
132"	267	356	448	537	630	663	728	821	916	1017	1109	1206	1306	1402	1496	1668	28
144"	275	372	468	562	660	694	760	856	956	1062	1160	1262	1369	1466	1564	1722	30
Replacement Valance	30	35	46	52	59	63	69	74	83	89	95	105	113	120	128	143	

NOTE: Vane view must be specified when ordering S-Curves. See pages 15-16.

HEADRAIL ONLY

WIDTH TO:	26"	38"	51"	63"	76"	84"	88"	101"	113"	126"	138"	151"	163"	176"	188"	192"
	\$59	83	110	136	161	170	187	215	239	268	292	320	345	374	398	406

OPTIONS: NO EXTRA CHARGE
<ul style="list-style-type: none"> • Control Position – both cord and chain must be grouped – left or right • Stack Position – choose from left, right, split stack, or center draw • Length of Controls – cord and chain are 3/4" of blind height unless otherwise specified • Safety Wand Control – optional for one-way left or right draw (must specify length when ordering) • Bottom Chains & Keyhole Punch – available upon request

OPTIONS: EXTRA CHARGE
<ul style="list-style-type: none"> • Replacement Vanes – see pricing to the right of each price grid • Replacement Valance – See pricing at the bottom of each grid • Tile Cut-out Surcharge – add \$16 (see page 12 for details)

SIZE SPECIFICATIONS	VINYL STYLES
Minimum Width	12"
Maximum Width	192"
Minimum Height	12"
Maximum Height	144"
Maximum Area (sq. ft.)	192

GROUP 1 – Fabric (Free Hang Only – Valance Included)

• Cantina Romana • Fitzgerald

WIDTH TO:	26"	38"	51"	63"	76"	84"	88"	101"	113"	126"	138"	151"	163"	176"	188"	192"	Replacement Vanes
HEIGHT TO:																	
48"	\$147	190	234	268	319	333	360	406	450	505	542	593	635	687	728	806	7
60"	155	202	250	294	345	361	392	445	489	545	595	649	698	750	801	888	7
72"	162	213	265	314	369	384	417	471	522	584	633	690	744	800	852	941	8
84"	169	224	278	332	384	402	438	495	550	611	665	726	784	840	896	995	11
96"	175	235	294	345	406	426	463	521	577	647	704	768	825	887	946	1051	15
108"	181	243	303	358	421	440	477	542	602	673	733	798	861	925	987	1098	18
120"	187	254	313	373	440	461	502	567	630	704	767	836	901	970	1033	1149	19
132"	192	261	327	391	459	483	525	591	659	734	802	873	941	1014	1080	1201	21
144"	197	267	336	401	470	494	541	613	680	758	826	903	974	1045	1118	1243	22
Replacement Valance	21	25	33	37	44	47	51	56	62	69	73	83	86	93	99	104	

GROUP 1 – Fabric (Inserted into Clear Magic – Valance Included)

• Cantina Romana • Fitzgerald

WIDTH TO:	26"	38"	51"	63"	76"	84"	88"	101"	113"	126"	138"	151"	163"	176"	188"	192"	Replacement Vanes
HEIGHT TO:																	
48"	\$153	204	253	300	352	368	399	452	498	560	608	662	713	768	817	910	8
60"	170	227	285	341	402	422	460	523	579	647	704	767	825	889	948	1055	9
72"	185	253	319	382	451	474	516	583	649	723	788	859	927	997	1063	1181	13
84"	200	276	349	420	493	517	565	639	711	793	867	945	1021	1098	1175	1305	17
96"	215	298	378	455	537	563	615	700	778	868	948	1035	1116	1200	1285	1428	18
108"	232	317	403	489	579	608	666	755	843	938	1026	1120	1210	1298	1391	1546	21
120"	243	341	436	525	624	654	716	814	910	1010	1106	1208	1305	1404	1499	1669	23
132"	258	362	464	562	667	701	767	873	975	1085	1185	1294	1401	1504	1610	1794	25
144"	272	378	488	595	708	745	816	925	1034	1152	1260	1374	1485	1599	1689	1901	27
Replacement Valance	21	25	33	37	44	47	51	56	62	69	73	83	86	93	99	104	

Clear Magic Insert Groover is available in both white and ivory.

HEADRAIL ONLY

WIDTH TO:	26"	38"	51"	63"	76"	84"	88"	101"	113"	126"	138"	151"	163"	176"	188"	192"
	\$59	83	110	136	161	170	187	215	239	268	292	320	345	374	398	406

OPTIONS: NO EXTRA CHARGE	OPTIONS: EXTRA CHARGE	SIZE SPECIFICATIONS	VINYL STYLES
<ul style="list-style-type: none"> Control Position – both cord and chain must be grouped – left or right Stack Position – choose from left, right, split stack, or center draw Length of Controls – cord and chain are 3/4" of blind height unless otherwise specified Safety Wand Control – optional for one-way left or right draw (must specify length when ordering) Bottom Chains & Keyhole Punch – available upon request 	<ul style="list-style-type: none"> Replacement Vanes – see pricing to the right of each price grid Replacement Valance – See pricing at the bottom of each grid Tile Cut-out Surcharge – add \$16 (see page 12 for details) 	<ul style="list-style-type: none"> Minimum Width Maximum Width Minimum Height Maximum Height Maximum Area (sq. ft.) 	<ul style="list-style-type: none"> 12" 192" 12" 144" 192

- Bayshore • Coronado
- Bellhaven • Kanaha
- Carleton • Raleigh

GROUP 2 – Fabric (Free Hang Only – Valance Included)

WIDTH TO:	26"	38"	51"	63"	76"	84"	88"	101"	113"	126"	138"	151"	163"	176"	188"	192"	Replacement Vanes
HEIGHT TO:																	
48"	\$173	227	278	324	384	400	431	489	543	606	659	716	774	834	888	989	8
60"	181	238	298	350	407	427	466	529	585	652	711	772	837	896	955	1067	9
72"	186	248	312	369	432	451	487	555	615	687	748	813	881	945	1006	1125	11
84"	195	261	327	384	448	468	509	575	639	713	776	845	916	983	1045	1170	14
96"	201	271	336	398	466	488	529	600	670	746	814	884	957	1026	1094	1224	18
108"	207	276	348	411	481	505	547	622	690	771	840	912	987	1061	1133	1263	21
120"	213	285	360	425	498	523	569	643	719	803	871	950	1028	1104	1179	1315	22
132"	217	295	370	438	517	541	586	670	742	831	904	985	1064	1144	1220	1365	24
144"	220	300	379	451	529	554	603	685	760	850	929	1009	1094	1172	1253	1400	25
Replacement Valance	23	28	40	42	50	53	55	64	69	79	84	92	98	107	114	127	

- Bayshore • Coronado
- Bellhaven • Kanaha
- Carleton • Raleigh

GROUP 2 – Fabric (Inserted into Groover – Valance Included)

WIDTH TO:	26"	38"	51"	63"	76"	84"	88"	101"	113"	126"	138"	151"	163"	176"	188"	192"	Replacement Vanes
HEIGHT TO:																	
48"	\$184	244	306	360	427	447	485	547	609	680	743	805	872	939	1002	1120	11
60"	201	271	343	409	479	505	550	623	696	773	844	919	993	1067	1139	1272	15
72"	216	296	375	451	531	556	608	689	766	853	933	1015	1100	1182	1262	1409	18
84"	234	320	411	494	576	605	659	748	834	931	1015	1104	1198	1286	1374	1534	21
96"	248	344	440	525	622	653	716	813	904	1008	1103	1202	1298	1399	1495	1669	22
108"	265	365	469	563	667	700	766	871	970	1085	1185	1288	1397	1498	1604	1791	24
120"	279	390	499	602	713	749	819	932	1039	1159	1271	1383	1497	1611	1719	1922	27
132"	295	415	531	639	759	798	875	995	1111	1239	1351	1477	1596	1719	1837	2053	30
144"	306	430	557	676	803	844	923	1050	1175	1308	1431	1557	1689	1817	1922	2169	32
Replacement Valance	23	28	40	42	50	53	55	64	69	79	84	92	98	107	114	127	

NOTE: Clear Magic Insert Groover is available in both white and ivory.

HEADRAIL ONLY

WIDTH TO:	26"	38"	51"	63"	76"	84"	88"	101"	113"	126"	138"	151"	163"	176"	188"	192"
	\$59	83	110	136	161	170	187	215	239	268	292	320	345	374	398	406

OPTIONS: NO EXTRA CHARGE
<ul style="list-style-type: none"> • Control Position – both cord and chain must be grouped – left or right • Stack Position – choose from left, right, split stack, or center draw • Length of Controls – cord and chain are 3/4" of blind height unless otherwise specified • Safety Wand Control – optional for one-way left or right draw (must specify length when ordering) • Bottom Chains & Keyhole Punch – available upon request

OPTIONS: EXTRA CHARGE
<ul style="list-style-type: none"> • Replacement Vanes – see pricing to the right of each price grid • Replacement Valance – See pricing at the bottom of each grid • Tile Cut-out Surcharge – add \$16 (see page 12 for details)

SIZE SPECIFICATIONS	VINYL STYLES
Minimum Width	12"
Maximum Width	192"
Minimum Height	12"
Maximum Height	144"
Maximum Area (sq. ft.)	192

GROUP 3 – Fabric (Free Hang Only – Valance Included)

- Enchanting
- Tranquil Weave
- Miramar

WIDTH TO:	26"	38"	51"	63"	76"	84"	88"	101"	113"	126"	138"	151"	163"	176"	188"	192"	Replacement Vanes
HEIGHT TO:																	
48"	\$178	239	297	354	415	436	474	533	591	662	723	784	846	911	974	1093	8
60"	189	255	325	391	458	481	524	592	660	736	805	872	942	1014	1082	1215	9
72"	201	275	349	421	495	519	565	640	711	793	868	942	1017	1096	1171	1315	11
84"	214	295	373	451	524	550	601	682	757	843	925	1004	1084	1167	1247	1399	15
96"	226	309	396	475	558	585	639	724	807	900	985	1072	1157	1246	1329	1491	18
108"	233	324	409	498	585	614	672	760	848	946	1037	1125	1217	1308	1399	1570	19
120"	244	341	432	524	618	650	710	804	896	999	1093	1189	1285	1383	1479	1658	22
132"	254	352	452	550	646	680	745	845	941	1050	1151	1252	1353	1455	1554	1744	23
144"	264	367	469	571	671	706	771	878	979	1092	1197	1300	1406	1509	1616	1813	24
Replacement Valance	24	30	40	47	52	54	60	66	72	80	90	95	100	109	118	139	

GROUP 3 – Fabric (Inserted into Groover – Valance Included)

- Enchanting
- Tranquil Weave
- Miramar

WIDTH TO:	26"	38"	51"	63"	76"	84"	88"	101"	113"	126"	138"	151"	163"	176"	188"	192"	Replacement Vanes
HEIGHT TO:																	
48"	\$204	276	346	418	488	513	560	634	705	787	860	931	1006	1083	1156	1300	16
60"	225	309	392	476	558	588	646	731	815	909	993	1079	1164	1257	1340	1504	18
72"	245	343	438	533	625	659	721	817	911	1014	1109	1206	1303	1403	1500	1685	19
84"	267	374	483	585	685	720	791	896	998	1112	1221	1325	1432	1542	1650	1846	22
96"	287	403	521	633	747	787	862	978	1093	1215	1333	1449	1566	1685	1803	2022	24
108"	311	436	558	680	804	845	929	1055	1178	1310	1437	1565	1690	1818	1946	2180	26
120"	326	465	599	731	864	909	998	1134	1268	1411	1547	1683	1822	1961	2099	2347	28
132"	348	492	635	779	923	974	1070	1214	1358	1508	1656	1802	1950	2100	2246	2516	31
144"	362	517	671	822	978	1029	1129	1283	1437	1599	1754	1911	2067	2224	2361	2666	32
Replacement Valance	24	30	40	47	52	54	60	66	72	80	90	95	100	109	118	139	

NOTE: Insert Groover is available in both white and ivory

HEADRAIL ONLY

WIDTH TO:	26"	38"	51"	63"	76"	84"	88"	101"	113"	126"	138"	151"	163"	176"	188"	192"
	\$59	83	110	136	161	170	187	215	239	268	292	320	345	374	398	406

OPTIONS: NO EXTRA CHARGE
<ul style="list-style-type: none"> • Control Position – both cord and chain must be grouped – left or right • Stack Position – choose from left, right, split stack, or center draw • Length of Controls – cord and chain are 3/4" of blind height unless otherwise specified • Safety Wand Control – optional for one-way left or right draw (must specify length when ordering) • Bottom Chains & Keyhole Punch – available upon request

OPTIONS: EXTRA CHARGE
<ul style="list-style-type: none"> • Replacement Vanes – see pricing to the right of each price grid • Replacement Valance – See pricing at the bottom of each grid • Tile Cut-out Surcharge – add \$16 (see page 12 for details)

SIZE SPECIFICATIONS	VINYL STYLES
Minimum Width	12"
Maximum Width	192"
Minimum Height	12"
Maximum Height	144"
Maximum Area (sq. ft.)	192

GROUP 4 – Fabric (Free Hang Only – Valance Included)

• Rumbada

WIDTH TO:	26"	38"	51"	63"	76"	84"	88"	101"	113"	126"	138"	151"	163"	176"	188"	192"	Replacement Vanes
HEIGHT TO:																	
48"	\$202	275	344	415	489	512	556	631	704	782	853	927	1006	1081	1153	1302	8
60"	216	300	383	465	546	575	629	710	796	884	967	1053	1142	1224	1306	1469	11
72"	236	329	419	511	600	630	688	776	868	967	1058	1150	1249	1340	1430	1608	14
84"	255	354	448	546	641	675	737	836	937	1039	1140	1239	1342	1440	1541	1730	19
96"	268	377	483	583	689	726	794	897	1007	1119	1224	1333	1445	1554	1657	1860	21
108"	284	398	507	615	730	767	840	954	1069	1186	1296	1413	1531	1645	1757	1974	22
120"	300	418	537	653	775	815	891	1012	1133	1259	1380	1502	1632	1750	1869	2100	24
132"	312	438	565	689	817	860	944	1071	1199	1333	1461	1589	1725	1854	1981	2222	25
144"	325	458	588	719	854	898	985	1118	1252	1393	1527	1662	1801	1937	2071	2322	26
Replacement Valance	26	33	42	51	60	62	67	72	83	90	98	104	117	124	130	157	

HEADRAIL ONLY

WIDTH TO:	26"	38"	51"	63"	76"	84"	88"	101"	113"	126"	138"	151"	163"	176"	188"	192"
	\$59	83	110	136	161	170	187	215	239	268	292	320	345	374	398	406

OPTIONS: NO EXTRA CHARGE
<ul style="list-style-type: none"> Control Position – both cord and chain must be grouped – left or right Stack Position – choose from left, right, split stack, or center draw Length of Controls – cord and chain are 3/4" of blind height unless otherwise specified Safety Wand Control – optional for one-way left or right draw (must specify length when ordering) Bottom Chains & Keyhole Punch – available upon request

OPTIONS: EXTRA CHARGE
<ul style="list-style-type: none"> Replacement Vanes – see pricing to the right of each price grid Replacement Valance – See pricing at the bottom of each grid Tile Cut-out Surcharge – add \$16 (see page 12 for details)

SIZE SPECIFICATIONS	VINYL STYLES
Minimum Width	12"
Maximum Width	192"
Minimum Height	12"
Maximum Height	144"
Maximum Area (sq. ft.)	192

PRODUCT SPECIFICATIONS

BASIC SIZE STANDARDS & MOUNTING REQUIREMENTS

FINISHED DIMENSIONS

Width and height may vary $\pm 1/8$ "
Headrail size 1-3/4" x 1-3/8"

INSIDE MOUNT

Headrail unit: 1/4" less than ordered width
Vane length: 2" less than ordered height
Overall height deduction: 3/8" less than ordered height
Minimum mounting depth: 1-3/4"
Minimum mounting depth, flush mount, vanes closed: 3-1/2"
Minimum mounting depth, flush mount, with full valance: 4-3/4"

OUTSIDE MOUNT

Headrail unit: ordered width
OB Valance is 2-1/2" wider than ordered width (1-1/4" on each side)
Vane length: 1-5/8" less than ordered height
Minimum mounting surface height: 1-1/2"





CEILING MOUNT

Headrail unit: ordered width
Vane length: 1-5/8" less than ordered height
Brackets provided: inside mount brackets
OB Valance is 2-1/2" wider than ordered width (1-1/4" on each side)

STANDARD CONTROLS

Traverse Cord and Bead Chain Rotation Controls:

- Length of Controls – both the traversing cord and vane rotation control chain are 3/4 of the height of the vertical blind. Longer lengths are available upon request.
- Control Positions – both the traversing cord and vane rotation control chain must be on the same side of the blind. Select left or right.
- Stacking Position – vertical vanes may be stacked

left , right , split  or center 

VALANCE RETURNS




Inside Mount –
No Returns

Inside Mount –
Standard

Outside Mount –
Standard

SAFETY WAND CONTROL SYSTEM

- The safety wand is a convenient alternative to the traditional control chain and cord, and helps protect children from injury.
- Twist the wand to rotate vanes open and closed. Pull the wand across the blind to draw vanes back and forth.
- Built-in magnets on the headrail and wand control unit provide a firm lock when blinds are drawn to their fully closed position.
- The wand operates on left or right sides (no split or center draws) up to 144" in height. The safety wand is ivory in color and is available in four different lengths: 38", 48" & 60" drops.



You must specify desired wand length when ordering.

Ordered Height of Blind	Recommended Wand Length
12" to 70"	38" Wand
70-1/8" to 90"	48" Wand
90-1/8" to 144"	60" Wand

VALANCE

FULL 3-1/2" VALANCE – STANDARD ON EVERY BLIND

A 3-1/2" fabric or vinyl vane is inserted into the valance and mounts to the headrail. Valance corners are gently rounded and have a continuous material insert that provides a soft look. Standard returns, measuring 5-3/4", will be included on all outside mount valances. These may be trimmed down at the time of installation if necessary. Longer returns are available upon request at no additional charge.



Note: Wood Textures only available with square-wrap corner returns.

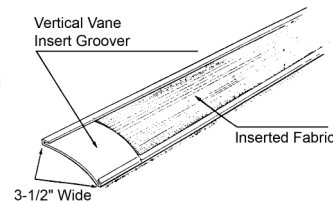
* The 5-3/4" total return length includes a valance return cut measuring 4-1/2" which is attached to a rounded corner measuring 1-1/4". The total return length from the back of the valance to the end of the attached return equals 5-3/4".

INSERTED MATERIALS

- Insert vertical blinds let you combine the fashion advantages of decorator fabrics – a spectrum of colors and a variety of soft textures – with the functional benefits of vinyl – energy efficiency, privacy, light control and a uniform look from the outside. The Insert Groover is available in both white and ivory.
- The Insert Groover, provided on all insert style verticals, is guaranteed to remain beautifully clear for the lifetime of your vertical blind because state-of-the-art plastics are used to formulate the clear edges. Edges won't yellow or crack...even with prolonged exposure to harsh sunlight!

- All materials inserted into Groovers will be secured into position with a small button at the top of each vane. Most fabrics can be inserted. Each fabric deck indicates "Free Hang" and/or "Insert Groover". The "Collection Information" page also indicates if the fabric can be inserted.

- You may also purchase an Insert blind without fabric inserted. These blinds are provided with an adhesive back laminating insert material so that you may bond and insert your own fabric or wallpaper. (See price Group C).



FEATURES AND OPTIONS

HEADRAIL SYSTEM

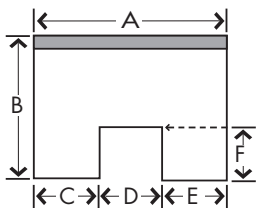
- Smooth traversing and quiet operation
- Heavy-duty aluminum channel
- 100% Celcon carriers and hooks
- Durable graphlite wheel system
- Vanes never go out of synchronization
- Reversible track – left or right control
- Snap-in brackets make installation fast and easy

Installation Brackets								
Width Up to:	32"	56"	80"	104"	128"	152"	176"	192"
	2	3	4	5	6	7	8	9

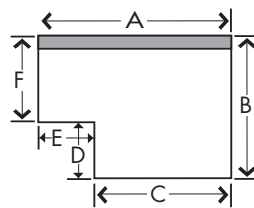
TILE CUT-OUT

A Tile Cut-Out allows a vertical blind to hang straight and not catch on an obstruction.

Bottom Center Cut-Out



Bottom Side Cut-Out



- Some blinds have operating restrictions
- Bottom Center Cut-Out must be split stack
- Bottom Side Cut-Out must stack to center or longest side

Note: For cut-outs, the vane will be cut across the entire width of the vane. We are unable to cut notches within individual vanes during production.

REPLACEMENT VANES

When ordering, specify whether you are providing "exact height of vane" as opposed to Inside or Outside mount.

Fabric: Finished with a top vane hanger, finished bottom hem, and sewn-in weight (chains available upon request.)

Insert Finished with attachment hole punched at top

Groover: of vane. Buttons to secure inserted fabrics at top of vane also included.

All Others: Finished with attachment hole punched at top of vane (keyhole punch at bottom and chain available upon request.)

BOTTOM TREATMENTS

- **Fabrics:** Patented ultrasonically sealed-in weights are included standard on all free-hang fabric vertical blinds at no additional charge. A small section will be left open on the back side of the vane for bottom chain attachment. Bottom chains available upon request only.
- **Vinyl:** Bottom chains and keyhole punch available upon request only at no additional charge.
- **All Other:** Bottom chains not available for Insert Verticals.

PRODUCT SPECIFICATIONS

VANE COUNT & STACKING SPACE CHART

VANE COUNT CHART Use "Number of Vanes" column to order the correct number of vanes.

STACKING SPACE CHART Use "Stack Width" column to determine how much of the wall/window will be covered when the blind is fully open.

CLEAR OPENING Use "Clear Opening" column to determine how much of the window will be showing when the blind is fully open.



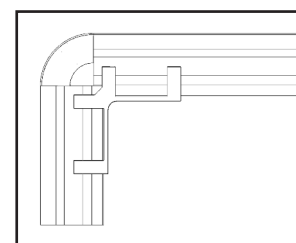
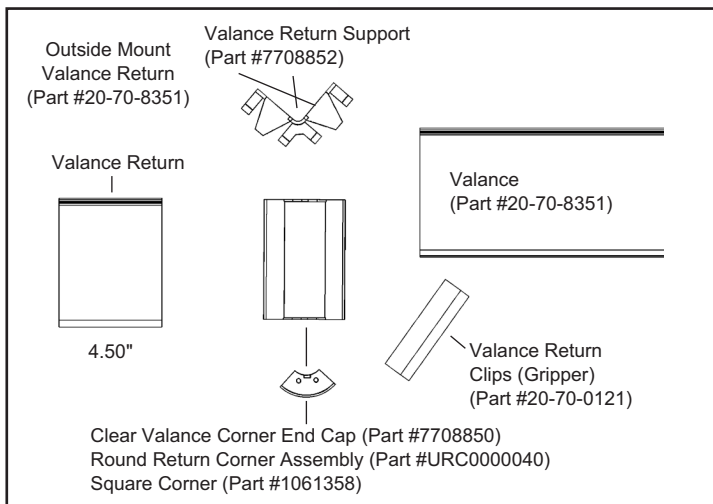
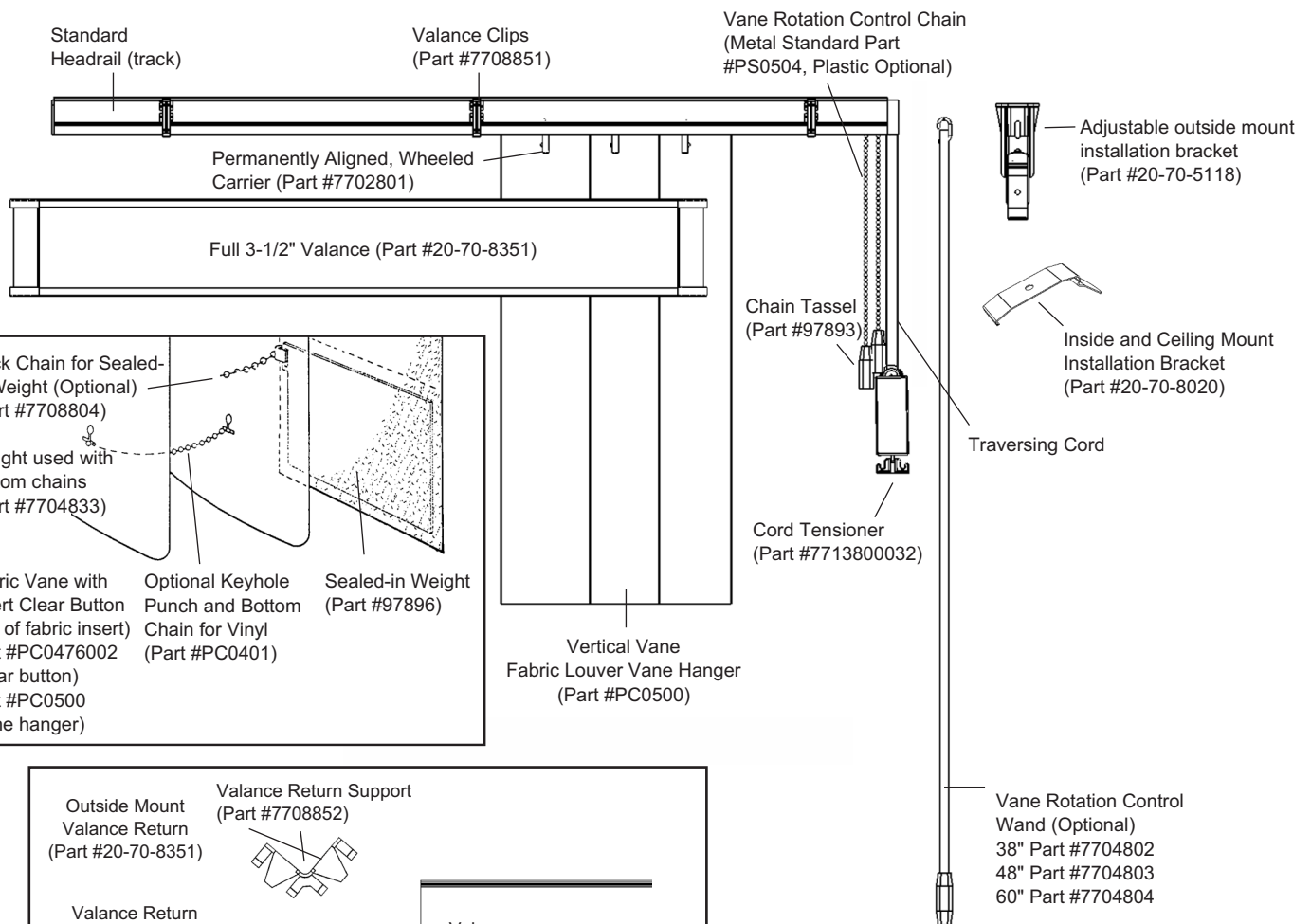
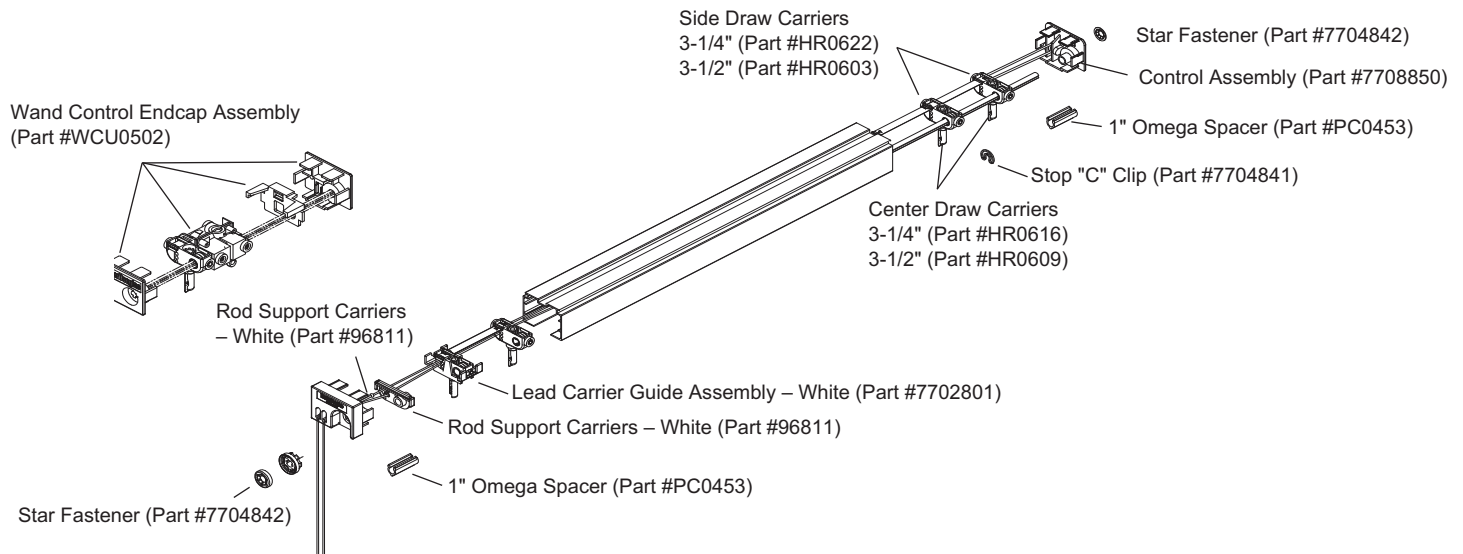
ONE-WAY DRAW

SPLIT DRAW

Actual Track Width	# of Vanes	Stack Width	Clear Opening	Actual Track Width	# of Vanes	Stack Width	Clear Opening
16-1/2"	5	4-1/8"	12-1/4"	107-3/4"	34	18-3/4"	89"
19-3/4"	6	4-3/4"	15"	111"	35	19-1/4"	91-3/4"
22-3/4"	7	5-1/4"	17-1/2"	114-1/4"	36	19-3/4"	94-1/2"
26"	8	5-3/4"	20-1/4"	117-1/4"	37	20-1/4"	97"
29"	9	6-1/4"	22-3/4"	120-1/2"	38	20-3/4"	99-3/4"
32-1/4"	10	6-3/4"	25-1/2"	123-1/2"	39	21-1/4"	102-1/4"
35-1/2"	11	7-1/4"	28-1/4"	126-3/4"	40	21-3/4"	105"
38-1/2"	12	7-3/4"	30-3/4"	130"	41	22-1/4"	107-3/4"
41-3/4"	13	8-1/4"	33-1/2"	133"	42	22-3/4"	110-1/4"
44-3/4"	14	8-3/4"	36"	136-1/4"	43	23-1/4"	113"
48"	15	9-1/4"	38-3/4"	139-1/4"	44	23-3/4"	115-1/2"
51-1/4"	16	9-3/4"	41-1/2"	142-1/2"	45	24-1/4"	118-1/4"
54-1/4"	17	10-1/4"	44"	145-3/4"	46	24-3/4"	121"
57-1/2"	18	10-3/4"	46-3/4"	148-3/4"	47	25-1/4"	123-1/2"
60-1/2"	19	11-1/4"	49-1/4"	152"	48	25-3/4"	126-1/4"
63-3/4"	20	11-3/4"	52"	155"	49	26-1/4"	128-3/4"
67"	21	12-1/8"	54-3/4"	158-1/4"	50	26-3/4"	131-1/2"
70"	22	12-3/4"	57-1/8"	161-1/2"	51	27-1/4"	134-1/4"
73-1/4"	23	13-1/8"	60"	164-1/2"	52	27-3/4"	136-1/4"
76-1/4"	24	13-3/4"	62-1/2"	167-3/4"	53	28-1/4"	139-1/2"
79-1/2"	25	14-1/4"	65-1/4"	170-3/4"	54	28-3/4"	142"
82-3/4"	26	14-3/4"	68"	174"	55	29-1/4"	144-3/4"
85-3/4"	27	15-1/4"	70-1/2"	177-1/4"	56	29-3/4"	147-1/2"
89"	28	15-3/4"	73-1/4"	180-1/4"	57	30-1/4"	150"
92"	29	16-1/4"	75-3/4"	183-1/2"	58	30-3/4"	152-3/4"
95-1/4"	30	16-3/4"	78-1/2"	186-1/2"	59	31-1/4"	155-1/4"
98-1/2"	31	17-1/4"	81-1/4"	189-3/4"	60	31-3/4"	158"
101-1/2"	32	17-3/4"	83-3/4"	192"	61	32-1/4"	159-3/4"

Actual Track Width	# of Vanes	Stack Width		Clear Opening
		Control Side	End Side	
12-3/4"	4	2-3/4"	2-1/2"	7-1/2"
19"	6	2-1/4"	3"	13-3/4"
25-1/2"	8	3-3/4"	3-1/2"	18-1/4"
31-3/4"	10	4-1/4"	4"	23-1/2"
38"	12	4-3/4"	4-1/2"	28-3/4"
44-1/2"	14	5-1/4"	5"	34"
50-3/4"	16	5-3/4"	5-1/2"	39-1/2"
57"	18	6-1/4"	6"	44-3/4"
63-1/4"	20	6-3/4"	6-1/2"	50"
69-1/2"	22	7-1/4"	7"	55-1/4"
75-3/4"	24	7-3/4"	7-1/2"	60-1/2"
82-1/4"	26	8-1/4"	8"	66"
88-1/2"	28	8-3/4"	8-1/2"	71-1/4"
94-3/4"	30	9-1/4"	9"	76-1/2"
101"	32	9-3/4"	9-1/2"	81-3/4"
107-1/4"	34	10-1/4"	10"	87"
113-3/4"	36	10-3/4"	10-1/2"	92-1/2"
120"	38	11-1/4"	11"	97-3/4"
126-1/4"	40	11-3/4"	11-1/2"	103"
132-1/2"	42	12-1/4"	12"	108-1/4"
138-3/4"	44	12-3/4"	12-1/2"	113-1/2"
145-1/4"	46	13-1/4"	13"	119"
151-1/2"	48	13-3/4"	13-1/2"	124-1/4"
157-3/4"	50	14-1/4"	14"	129-1/2"
164"	52	14-3/4"	14-1/2"	134-3/4"
170-1/4"	54	15-1/4"	15"	140"
176-3/4"	56	15-3/4"	15-1/2"	145-1/2"
183"	58	16-1/4"	16"	150-3/4"
189-1/4"	60	16-3/4"	16-1/2"	156"
192"	62	17-1/4"	17"	157-3/4"

PRODUCT COMPONENTS




Assembled Valance Corner (Round)

Valance & Return Components

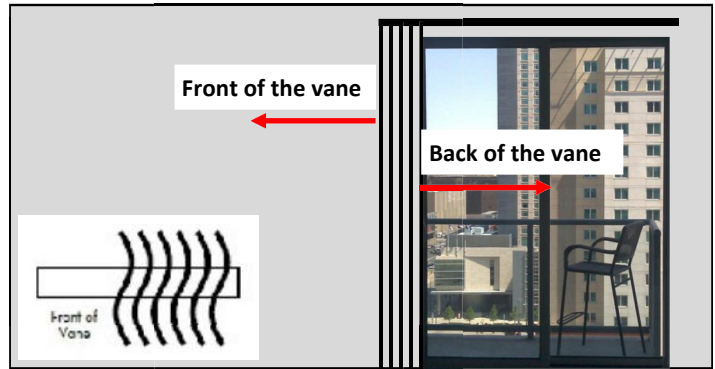
VANE VIEW FOR S-CURVE VERTICALS

When placing an order for "S" shaped vertical styles, you must specify a stack position (right, left, split, or center), control position (right or left), and vane view (right or left). See illustration below for examples and descriptions. Ordering these correctly is important since S-shaped vanes cannot be flipped during installation like curved vanes.



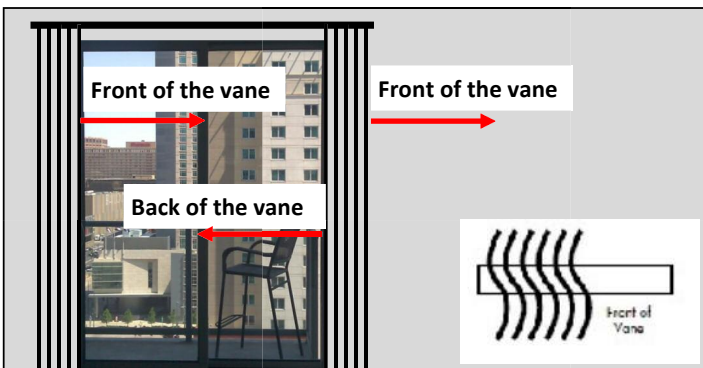
Left stack with vane view right

The front side of the vane (the side with the pattern and color) will face to the **right** when the vanes are in the open position or stacked. Ideal for when the sliding glass door is on the left side or in the center of the wall and left stack is desired. Control position can be either left or right. With a left control position, the controls will be partially hidden by the vane stack.



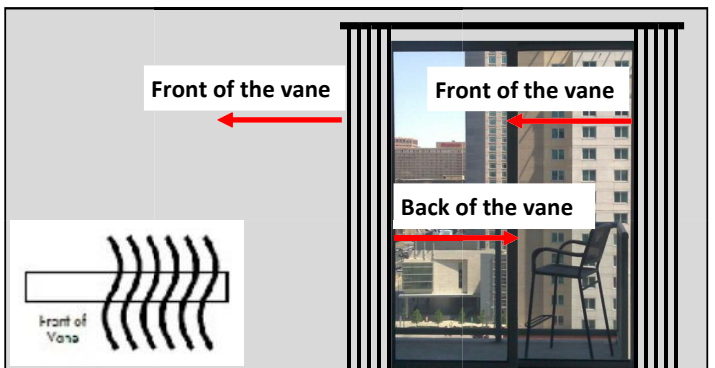
Left stack with vane view Left

The front side of the vane (the side with the pattern and color) will face to the **left** when the vanes are in the open position or stacked. Ideal when the sliding glass door is on the right side or in the center of the wall and left stack is desired. The control position can be either left or right. With a left control position, the controls will be partially hidden by the vane stack.



Split stack with vane view right

When ordering a split stack, vane view right is standard. The front side of the vane (the side with the pattern and color) will face to the **right** when the vanes are in the open position or stacked. Ideal for when the sliding glass door is on the left side or in the center of the wall and a split stack is desired. The control position can be either left or right.

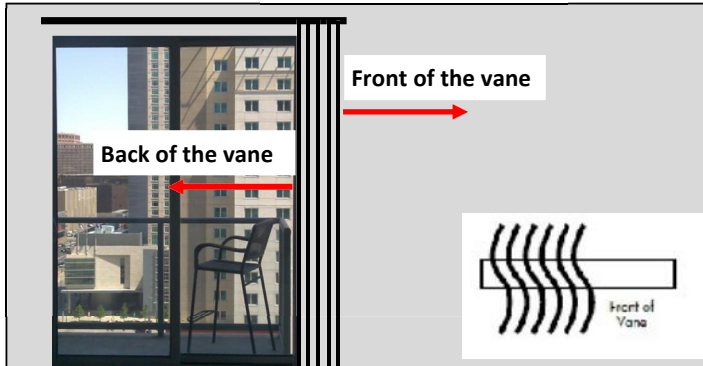


Split stack with vane view left

When ordering a split stack, vane view left is optional. The front side of the vane (the side with the pattern and color) will face to the **left** when the vanes are in the open position or stacked. Ideal for when the sliding glass door is on the right side of the wall and a split stack is desired. The control position can be either left or right.

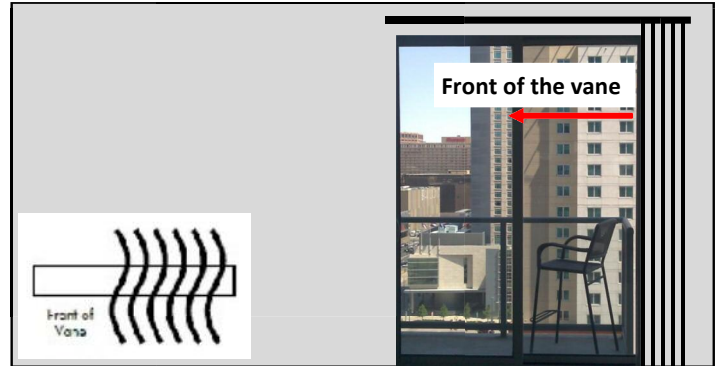
VANE VIEW FOR S-CURVE VERTICALS

When placing an order for "S" shaped vertical styles, you must specify a stack position (right, left, split, or center), control position (right or left), and vane view (right or left). See illustration below for examples and descriptions. Ordering these correctly is important since S-shaped vanes cannot be flipped during installation like curved vanes.



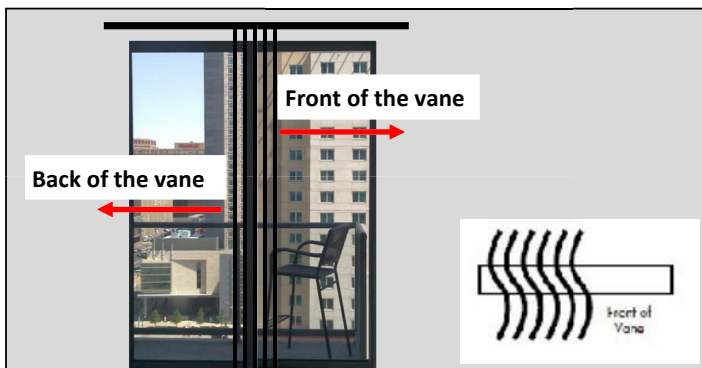
Right stack with vane view right

The front side of the vane (the side with the pattern and color) will face to the right when the vanes are in the open or stacked position. Ideal for when the sliding glass door is on the left side or in the center of the wall and right stack is desired. The control position can be either left or right. With a right control position the controls will be partially hidden by the vane stack.



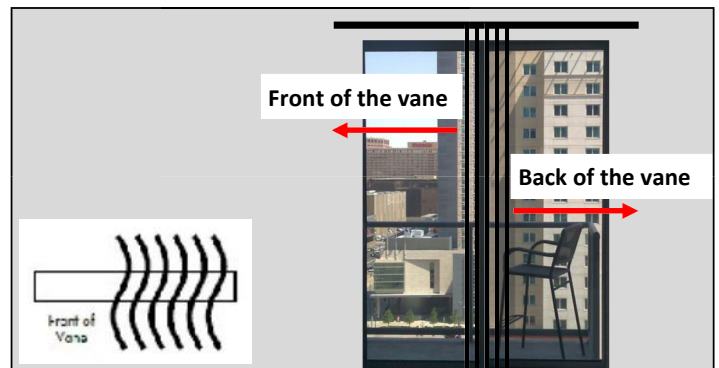
Right stack with vane view left

The front side of the vane (the side with the pattern and color) will face to the left when the vanes are in the open or stacked position. Ideal when the sliding glass door is on the right side or in the center of the wall and right stack is desired. The control position can be either left or right. With a right control position the controls will be partially hidden by the vane stack.



Center stack with vane view right

When ordering center stack, vane view right is standard. The front side of the vane (the side with the pattern and color) will face to the right when the vanes are in the open position or stacked in the center. The back side of the vane will show to the left. Ideal for when the sliding glass door is on the left side or in the center of the wall and center stack is desired. The control position can be either left or right. Center stack is a good option when access to a right door opening and a left door opening is needed and stacking off the window is not possible.



Center stack with vane view left

When ordering center stack vane view left is optional. The front side of the vane (the side with the pattern and color) will face to the left when the vanes are in the open position or stacked in the center. The back side of the vane will show to the left. Ideal for when the sliding glass door is on the right side or in the center of the wall and center stack is desired. The control position can be either left or right. Center stack is a good option when access to a right door opening and a left door opening is needed and stacking off the window is not possible.