

POWERS' PICKS \$15

Volume 7 Issue 18

November 13th-18th, 2019

© 2019 BP Sports, LLC

NFL Best Bets 15-8-1 last 8 Weeks! 60% All-Time!
Week 12 CFB Best Bets Pg 3, Week 11 NFL Best Bets Pg 7

Week 11 News and Notes!

For those of you that are new, in this section we'll recap what happened last week specifically, the misleading finals, the key injuries, the bad beats and the line moves. We'll include most of these recaps here, therefore you don't have to waste time reading about them in my game-by-game write-ups for the upcoming week. Without further adieu, here's a run down of what happened last week in the world of CFB.

Week 11 Trends Favorites-Dogs

Straight Up
ATS

31-18

17-32

Home-Away

Straight Up
ATS

31-18

20-29

Totals (O/U)

Over-Under

25-23-1

Year-To-Date

Favorites-Dogs

Straight Up
ATS

521-142

332-320-11

Home-Away

Straight Up
ATS

429-230

318-330-11

Totals (O/U)

Over-Under

317-340-12

Largest Favorites to Cover:

Ohio St (-42.5) vs. Maryland, 73-14
Clemson (-35) at N.C. State, 55-10
Army (-34.5) vs. Massachusetts, 63-7
Cincinnati (-34) vs. Connecticut, 48-3
Mississippi (-28) vs. New Mexico State, 41-3
Florida (-27) vs. Vanderbilt, 56-0

Biggest Money line Upsets:

Nevada +700 won 17-13 at San Diego State as 17-point underdogs.
Tulsa +575 won 34-31 vs. UCF as 16-point underdogs.
Illinois +550 won 37-34 at Michigan State as 15.5-point underdogs.
California +275 won 33-20 vs. Washington State as 9-point underdogs.
Miami-Ohio +230 won 24-21 at Ohio as 7-point underdogs.

ATS Notables in 2019

Best ATS Margins Per Game:


Ohio State +17.2 ppg (8-1 ATS)
Navy +14.2 ppg (6-2 ATS)
UL-Lafayette +11.5 ppg (8-1 ATS)
Kansas St +10.1 ppg (7-2 ATS)
Illinois +8.1 ppg (7-3 ATS)
Oregon +7.9 ppg (5-4 ATS)
Penn St +7.9 ppg (5-4 ATS)

Worst ATS Margins Per Game:

Akron -13.3 ppg (0-9 ATS)
Arkansas -10.3 ppg (3-7 ATS)
NC State -9.9 ppg (2-6-1 ATS)
Syracuse -8.4 ppg (2-6-1 ATS)
Nebraska -8.4 ppg (1-8 ATS)
Vanderbilt -8.2 ppg (1-8 ATS)
Nevada -7.7 ppg (5-5 ATS)

Auburn (+4.8 ppg), Tulane (+4.2 ppg) and Appalachian St (+3.9 ppg) are all 7-2 ATS this season. Meanwhile, Arizona (-7.5 ppg), Rutgers (-6.5 ppg), Michigan St (-6.2 ppg), Northwestern (-5.5 ppg) and Ohio (-3.3 ppg) are all 2-7 ATS.

SMU games (+13.2 ppg) are 9-1 to the OVER while Boston College (+6.4 ppg) and Central Michigan (+5.2) are 8-2 to the OVER. San Diego St games (-9.4 ppg) are 8-1 to the UNDER while Missouri (-9.9 ppg), Georgia (-9.1 ppg), Pittsburgh (-8.6 ppg), California (-6.4 ppg) and Bowling Green (-6.2 ppg) are all 7-2 to the UNDER.



LSU QB Joe Burrow was 200/1 to win the Heisman in the preseason. Now, Burrow is -1000 after he led the Tigers to a 46-41 upset win at Alabama last Saturday. Burrow is completing 79% of this passes this year with 33 TD's and just 4 INT's!

Misleading Finals

West Virginia lost to Texas Tech 38-17 but the Mountaineers had a 549-481 yard edge but were done in by a -4 TO margin. West Virginia was also stopped on downs 3 different times inside Texas Tech's 25-yard line!

Texas had a 477-304 yard edge vs Kansas State but only won by 3 thanks to a key 98-yard kick return TD by Kansas St in the second half.

Penn St was +58 yards vs Minnesota last week but the Nittany Lions had 3 interceptions and were stopped on downs inside Minnesota's 10-yard line.

South Carolina had 22-11 first down and 346-202 yard edges vs Appalachian St but somehow lost the game outright. The key play was an interception return TD for App St late in the second quarter that gave them momentum.

Bad Beats

They don't call it "UNDER TIME" for a reason. If you had UNDER 48.5 in the Baylor/TCU game, we feel your pain. Clearly, you had the right side as the two teams had combined for just 18 points after regulation. Remarkably, neither team scored a single TD in the first 60 minutes. However, the teams exchanged TD's in the first overtime and also both scored TD's in the second OT. Baylor ended up winning 29-23 and TCU (+2.5 or +3) backers also had a bad beat as the Horned Frogs had covered all 60 minutes of regulation.

If you had UNDER 63.5 in the Florida State-Boston College game, we also feel your pain. BC tied it up at 24-24 with 2:33 to go. FSU answered with a 60-yard TD to re-take the lead, 31-24 with 1:48 left. FSU then got an interception and instead of running out the clock with a first down, the Noles got another long TD with 1:03 to go. Finally, BC went 75 yards in 4 plays and got a touchdown with just 14 seconds left to put game OVER. Keep in mind, in the first 57-plus minutes of the game, there were just 41 points. In the final 2:33, the teams got 28. Dadgummit!

Major Injuries

Arizona St QB Jayden Daniels (leg) is questionable vs Oregon State.
BYU QB's Jaren Hall (concussion) and Zach Wilson (thumb) are both questionable vs Idaho St this week.

Georgia St QB Dan Ellington (knee) has been downgraded to out vs Appalachian St this week. Cornelious Brown has been named the starter.

Louisville QB Micale Cunningham is questionable vs NC State.

Missouri QB Kelly Bryant (hamstring) is questionable vs Florida.

Notre Dame DL Julian Okwara (leg) is out for the season.

Texas Tech QB Alan Bowman (redshirt) is out for the season.

Toledo RB Bryant Koback (leg) is questionable vs Northern Illinois.

Toledo QB's Carter Bradley and Mitchell Guadagni are both questionable.

UAB QB Tyler Johnston (knee) has been downgraded to out vs UTEP.

Vanderbilt QB's Riley Neal (concussion) is questionable vs Kentucky.

Recapping Last Week's Best Bets

We've had many bad days this year (especially in college) and unless something drastic changes (like 65% from here on out), it's going to be a losing season on the college side. Last Saturday (0-5 on best bets) was probably the worst Saturday we've had in the 11 years of handicapping college football. We genuinely believe that excuses are for losers so we don't have any for you. Win or lose, we'll continue to work hard, but we just want to sincerely apologize for the horrific CFB season. Just so you know, we haven't changed any methods or anything from last season where we had a 60-plus percent record on these pages. We've just been lousy especially in the final decision-making process. There's no need to email us good or bad. We're well aware of the situation and what's at stake moving forward. On the positive side, we did go 2-0-1 in the NFL, but it was still a bad weekend.

2019 Nationwide Football Newsletter Contest (Regular Season Only)

We are happy to provide you with the records, standings and plays used from the Power Sweep (3★, 4★ & Underdog), Gold Sheet (Key Releases), Power Plays (4.5★ for College 4★ for NFL), Sports Reporter (Best & Super Bets), Winning Points (Best Bets & Preferred), Playbook (3-5★'s), Pointwise (Ratings 1-4), Powers' Picks (1-4★'s) and the Sunday Night Owl Report (1-4★'s).

College Newsletter	W	L	T	%	Net
Sports Reporter	23	16	1	58.97%	7
Power Plays	11	9	0	55.00%	2
Playbook	16	16	1	50.00%	0
Power Sweep	22	22	0	50.00%	0
Night Owl	16	18	1	47.06%	-2
Powers' Picks	23	29	2	44.23%	-6
Pointwise	28	36	1	43.75%	-8
Gold Sheet	18	26	0	40.91%	-8
Winning Points	26	40	0	39.39%	-14
Combined	183	212	6	46.33%	-29

NFL Newsletter	W	L	T	%	Net
Night Owl	9	1	0	90.00%	8
Power Plays	7	3	0	70.00%	4
Powers' Picks	18	11	1	62.07%	7
Gold Sheet	17	12	1	58.62%	5
Sports Reporter	12	9	0	57.14%	3
Pointwise	16	13	1	55.17%	3
Power Sweep	10	9	1	52.63%	1
Winning Points	19	19	2	50.00%	0
Playbook	12	17	1	41.38%	-5
Combined	120	94	7	56.07%	26

College/NFL Combined Newsletter	W	L	T	%	Net
Power Plays	18	12	0	60.00%	6
Sports Reporter	35	25	1	58.33%	10
Night Owl	25	19	1	56.82%	6
Power Sweep	32	31	1	50.79%	1
Powers' Picks	41	40	3	50.62%	1
Gold Sheet	35	38	1	47.95%	-3
Pointwise	44	49	2	47.31%	-5
Playbook	28	33	2	45.90%	-5
Winning Points	45	59	2	43.27%	-14
Combined	303	306	13	49.75%	-3

CFB and NFL Schedules with Vegas and Brad Powers Lines Week 12 November 13th-18th

CFB Wednesday, Nov 13th						Saturday, November 16th						Sunday, November 17th					
	Line	BP			All Times Eastern		Line	BP			All Times Eastern		Line	BP			All Times Eastern
305 BOWLING GREEN 8:00 p.m. ESPN	49.5	51				377 TEXAS 3:30 p.m.	66	65									
306 MIAMI, OH	-17.5	-19				378 IOWA ST	-7	-3									
307 NORTHERN ILLINOIS 8:00 p.m. ESPN2	54.5	54				379 TCU 12:00 p.m.	-3	-3									
308 TOLEDO	-2.5	-4				380 TEXAS TECH 7:30 p.m. ESPN2	55.5	57									
NFL/CFB Thursday, Nov 14th						381 OKLAHOMA 7:30 p.m. ABC	-10	-9									
309 PITTSBURGH 8:20 p.m. FOX	40.5	-1				382 BAYLOR	67.5	65									
310 CLEVELAND	-3	41				383 MEMPHIS 3:30 p.m. ESPN2	-10	-10									
311 BUFFALO 7:00 p.m. CBS College	-6	-2				384 HOUSTON	69	66									
312 KENT ST	56.5	54				385 KENTUCKY 3:30 p.m. SEC Network	-10.5	-9									
313 NORTH CAROLINA 8:00 p.m. ESPN	50.5	49				386 VANDERBILT	41.5	43									
314 PITTSBURGH	-4.5	-5				387 MICHIGAN ST 12:00 p.m. FOX	44	45									
Friday, November 15th						388 MICHIGAN 12:00 p.m.	-13.5	-17									
315 LOUISIANA TECH 7:00 p.m. CBS College	59	55				389 FLORIDA 12:00 p.m. CBS	-7	-6									
316 MARSHALL	-3	-1				390 MISSOURI	50.5	48									
317 FRESNO ST 9:30 p.m. ESPN2	-1	42				391 HAWAII 4:00 p.m.	-7	-7									
318 SAN DIEGO ST	43	-2				392 UNLV	74	69									
Saturday, November 16th						393 RICE 4:30 p.m. FOX	47.5	47									
319 WEST VIRGINIA 3:30 p.m. ESPN	47.5	50				394 MIDDLE TENNESSEE 6:00 p.m.	-14.5	-13									
320 KANSAS ST	-14	-14				395 SOUTHERN MISS	-17	-16									
321 VIRGINIA TECH 3:30 p.m.	-5.5	-5				396 UTAH	52	48									
322 GEORGIA TECH	51	51				397 ALABAMA	-17.5	-19									
323 TULANE 12:00 p.m. ESPN	-6	-2				398 MISSISSIPPI ST 12:00 p.m. ESPN	61.5	53									
324 TEMPLE	54.5	56				399 WISCONSIN 12:00 p.m. Big Ten	-14.5	-13									
325 INDIANA 12:00 p.m. ABC	54.5	53				400 NEBRASKA	51	51									
326 PENN ST	-14.5	-13				401 LSU 7:00 p.m. ESPN	-21	-20									
327 CINCINNATI 7:00 p.m. CBS College	-14	-12				402 OLE MISS	65.5	62									
328 SOUTH FLORIDA	47	52				403 STANFORD 4:30 p.m. Pac-12	63.5	60									
329 SYRACUSE 4:00 p.m. ACC Network	54	55				404 WASHINGTON ST	-10.5	-8									
330 DUKE	-10.5	-7				NFL Wk 11 Sunday, Nov 17th											
331 OHIO ST 3:30 p.m. Big Ten	-52.5	-52				451 DALLAS 1:00 p.m. FOX	-3	-6									
332 RUTGERS	61.5	64				452 DETROIT	51.5	48									
333 LOUISVILLE 7:30 p.m. ACC Network	-4	-2				453 NEW ORLEANS 1:00 p.m. FOX	-5.5	-4									
334 NC STATE	56	58				454 TAMPA BAY	50.5	52									
335 MINNESOTA 4:00 p.m. FOX	44.5	46				455 ATLANTA 1:00 p.m. FOX	49.5	48									
336 IOWA	-3	-6				456 CAROLINA	-5.5	-5									
337 WAKE FOREST 3:30 p.m. ABC	59.5	62				457 JACKSONVILLE 1:00 p.m. CBS	43.5	41									
338 CLEMSON	-34.5	-34				458 INDIANAPOLIS	-3	-1									
339 CENTRAL MICHIGAN 3:30 p.m. CBS College	59.5	59				459 DENVER 1:00 p.m. CBS	40.5	42									
340 BALL ST	-2.5	-3				460 MINNESOTA	-10.5	-10									
341 UL-MONROE 3:00 p.m.	57.5	62				461 N.Y. JETS 1:00 p.m. FOX	38.5	-1									
342 GEORGIA SOUTHERN	-7	-8				462 WASHINGTON	-1	41									
343 MASSACHUSETTS 12:00 p.m. Big Ten	56.5	52				463 BUFFALO 1:00 p.m. CBS	-6	-2									
344 NORTHWESTERN	-40.5	-40				464 MIAMI	40.5	40									
345 TROY 3:00 p.m.	-7.5	-8				465 HOUSTON 1:00 p.m. CBS	50	50									
346 TEXAS ST	63.5	58				466 BALTIMORE	-4	-2									
347 NEW MEXICO 10:15 p.m. ESPN2	59	59				467 ARIZONA 4:05 p.m. FOX	45.5	48									
348 BOISE ST	-28	-27				468 SAN FRANCISCO	-11.5	-10									
349 UCLA 8:00 p.m. FOX	52	54				469 NEW ENGLAND 4:25 p.m. CBS	-3.5	-4									
350 UTAH	-21	-20				470 PHILADELPHIA	44.5	44									
351 AIR FORCE 7:00 p.m. ESPN2	-10.5	-9				471 CINCINNATI 4:25 p.m. CBS	48.5	45									
352 COLORADO ST	63.5	59				472 OAKLAND	-10.5	-11									
353 WYOMING 4:00 p.m. ESPN	50	51				473 CHICAGO 8:20 p.m. NBC	40.5	36									
354 UTAH ST	-5.5	-7				474 L.A. RAMS	-6.5	-4									
355 APPALACHIAN ST 7:30 p.m. ESPN	-16.5	-16				Monday, November 18th											
356 GEORGIA ST	62	58				475 KANSAS CITY 8:15 p.m. ESPN	-3.5	-4									
357 NAVY 2:30 p.m. NBC	54	54				476 L.A. CHARGERS	52.5	52									
358 NOTRE DAME 7:30 p.m. FOX Sports 1	-7.5	-12				BP Sports Special Pricing for Rest of 2019-20 Season											
359 ARIZONA ST	-3	-1				Item: Reg: Sale:											
360 OREGON ST	57	57				Powers' Picks Newsletter \$99 \$49											
361 USC 11:00 p.m. FOX Sports 1	-6.5	-4				2019 College Football VIP \$499 \$199											
362 CALIFORNIA	48.5	50				2019 NFL VIP \$499 \$199											
363 ARIZONA 10:30 p.m. ESPN	68.5	70				Bundle (VIP/Newsletters) \$1249 \$399											
364 OREGON	-27	-24				Call 1-702-419-0473											
365 COASTAL CAROLINA 3:00 p.m.	60.5	63				or order online at bradpowerssports.com											
366 ARKANSAS ST	-12.5	-11															
367 UTEP 1:00 p.m.	45	44															
368 UAB	-18	-20															
369 SOUTH CAROLINA 7:30 p.m. SEC Network	50.5	52															
370 TEXAS A&M	-11	-12															
371 GEORGIA 3:30 p.m. CBS	-2.5	41															
372 AUBURN	40.5	-1															
373 UL-LAFAYETTE 5:00 p.m.	-28	-24															
374 SOUTH ALABAMA	53.5	50															
375 KANSAS 12:00 p.m. FOX Sports 1	67.5	65															
376 OKLAHOMA ST	-17.5	-17															

4★ = BEST
3★ = BETTER
2★ = GOOD
1★ = FAIR

THE POWERS' PACK

- 3★ AUBURN (+2.5) over Georgia**
3★ Alabama/MISSISSIPPI ST UNDER 61.5
2★ IOWA (-3) over Minnesota
2★ Syracuse (+10.5) over DUKE
2★ Texas (+7) over IOWA ST

Games in Rotation Order

Wednesday, November 13th

MIAMI, OH 35 Bowling Green 16. In the last 4 years, Miami, Oh has often times struggled in non-conference action going just 2-15 SU/5-12 ATS but once MACtion heats up, the Red Hawks are 20-9 SU/19-9-1 ATS in league play. This year has been no different as after starting 0-4 ATS in non-conference action, they've covered 4 of 5 vs conference opponents. We lean with Miami here.

TOLEDO 29 Northern Illinois 25. Obviously the big question here is that Toledo RB Bryant Koback (leg) and QB's Carter Bradley and Mitchell Guadagni are all questionable. QB Eli Peters will probably start and does have experience dating back to last year when he started 11 games. Toledo would like to rely on their run game which averages 250 ypg (best in the MAC). We have a slight lean on the Rockets.

Thursday, November 14th

Buffalo 28 Kent ST 26. Our power ratings are strong on Kent State here but we do think they are at a match-up disadvantage at the line of scrimmage. The Golden Flashes defense allows 255 rush ypg while Buffalo's rush offense averages 224 rush ypg. The Bulls have been playing their best football of the season as of late with 4 straight covers but we feel that comes to an end here.

PITTSBURGH 27 North Carolina 22. Remarkably, 8 of North Carolina's 9 games this season have been decided by 7 points or less and the Tar Heels are 3-5 in those games. They did get a much-needed bye last week. NC does need to win 2 of their last 3 games to get to bowl eligibility. On the other side, Pitt is already bowl eligible as the Panthers have relied on a defense that is allowing only 86 rush ypg and has 40 sacks on the season. We expect another close NC game here.

Friday, November 15th

MARSHALL 28 Louisiana Tech 27. Louisiana Tech is quietly having a stellar season. The Bulldogs have won 8 straight games since losing to Texas in the opener and they've covered 4 straight. The offense is really starting to gel averaging 52 ppg in their last 4. Meanwhile, Marshall has relied a little more on their defense. While LT has control of the West division, Marshall needs a win here to keep pace with FAU in the East. Slight lean on LT here.

SAN DIEGO ST 22 Fresno St 20. The Aztecs are coming off a big upset loss at home to Nevada last week (the Aztecs were -17) as they allowed just 226 yards on defense, but again couldn't muster up enough offense. A win here and a win at Hawaii next week would still lock up the division for them. San Diego St games are 8-1 to the UNDER this year as they're only averaging 35 total ppg. Meanwhile, Fresno St was also upset last week at home losing 37-35 (-5.5) to Utah St and now need to win 2 of their last 3 to get to bowl eligibility. The Bulldogs defense has allowed 500 or more yards in 3 straight games. We don't agree with Fresno being favored here.

Saturday, November 16th

KANSAS ST 32 West Virginia 18. Kansas St comes in off a misleading loss to Texas where they were out-gained 477-304 but only lost by 3. West Virginia also had a misleading loss to Texas Tech where they out-gained Texas Tech 549-481 but were done in by 4 TO's and were also stopped on downs 3 times inside Tech's 25-yard line. The Mountaineers have struggled running the ball only managing 76 ypg. Still, those two misleading results from last week have us backing off K-State here. We do lean OVER.

Virginia Tech 28 GEORGIA TECH 23. Virginia Tech is playing their best ball of the season as they've won 4 of their last 5 games. After nearly upsetting ND two weeks ago, they did pull the upset over Wake Forest last week crushing the Demon Deacons 36-17. Georgia Tech has also been far more competitive as of late and last week only fell at Virginia by 5. Our power ratings are right near the number here.

Tulane 29 TEMPLE 27. We disagree with the early money on Tulane here. Yes, they're coming off a bye and their offense is averaging 36 ppg and 261 rush ypg. However, Temple also has a couple extra days to prep after last Thursday's win over USF. We think there's been an overreaction to their blowout losses to SMU and UCF in their previous two games. The Owls have already pulled outright upsets over Maryland and Memphis this year and could pull another one here.

PENN ST 33 Indiana 20. Indiana is ranked for the first time since 1994 and the Hoosiers come in off a bye. However, QB Michael Pennix is out for season but there's only a 0.5-point downgrade in our opinion to Peyton Ramsey, who has a ton of experience. Note the favorite in Indiana games

HOME TEAM IN CAPS

under head coach Tom Allen is 30-3 SU/19-12-2 ATS. Meanwhile, Penn St was +58 yards vs Minnesota last week but had 3 interceptions and were stopped on downs inside Minnesota's 10-yard line. Penn St head coach James Franklin after a SU loss is only 3-12-3 ATS (-5 ppg). Lean Indy. **Cincinnati 32 SOUTH FLORIDA 20.** We thought we would be liking Cincinnati here but the line is just way too steep. Last week the Bearcats defense rebounded after their worst performance of the season vs ECU (allowed 43 points and 638 yards) as they held UConn to just 3 points and 218 yards. Meanwhile, USF is into the meat of their conference schedule (Memphis and UCF on deck) and it looks like the Bulls will miss out on a bowl. We're passing here.

2★ Syracuse (plus the points)
DUKE 31 Syracuse 24.
We think there's value on the Cuse here as who in the world wants to bet on a team that has failed to cover 5 straight games? We do. Last week, we had an embarrassing loser on these pages with Duke as they were crushed at home by Notre Dame 38-7. It was their worst performance of the season on offense as they only managed 197 total yards. Meanwhile, Syracuse comes in off a bye. In their last game, the Orange allowed 691 yards and a program-record 496 rush yards to BC that led to the firing of their D.C. Brian Ward. We think they'll have a much better effort here coming off the bye.

Verizon
8:03 AM
100%

Pending Bets
Pending Bet

STRAIGHT BET
Risk: \$550.00 To Win: \$500.00

Nov-16 NCAA FOOTBALL
POWER 5
[329] SYRACUSE +11-110
Result Undecided

NOTE: Bet and selection statuses shown reflect current status, which is not necessarily the same as the status at the time of the transaction.

Ohio St 58 RUTGERS 6. This is the largest away favorite role for any team in college football since 1987 (Oklahoma at the Kansas schools). It is deserved considering the Buckeyes have remarkably covered 8 games in a row and Ohio St is No. 1 in ATS margin (+17.2 ppg), No. 1 in ypg differential (+321 ypg) and No. 1 in ppg differential (+42.4 ppg). On the other side, Rutgers is No. 127 in ypg differential (-151 ypg) and No. 127 in ppg differential (-22 ppg). We lean OVER.

Louisville 30 NC STATE 28. NC State has really disappointed this season as the Wolf Pack have covered just 2 games this season and have a -9.9 ppg ATS margin this year (3rd worst in the country). NC State has been out-scored 99-20 in their last 2 games alone. On the other side, Louisville has been a pleasant surprise under first-year head coach Scott Satterfield and the Cardinals need just one win for bowl eligibility. Still, this line looks a bit steep here being above a FG.

2★ IOWA 26 Minnesota 20. Both teams have played in a bunch of coin flip games this year but there's a great disparity in the two teams' records in those games. Iowa is 1-3 in games decided by 7 points or less. Meanwhile, Minnesota is 5-0 in games decided by 7 points or less including last week when they were -58 yards vs Penn St but were +2 in TO's. In our opinion, that gives us value on the Hawkeyes. Also how will Minnesota handle success off their biggest win in 50-plus years? Finally, Iowa has played the much tougher schedule so far (No. 26 vs No. 70).

CLEMSON 48 Wake Forest 14. Clemson is now on a 17-0 SU (+34.7 ppg) and 15-2 ATS (+9.2 ppg) run vs ACC opponents. Remember, Clemson is just two FG's away from 9-1 ATS this season but the game everyone wants to talk about is the North Carolina game. To us, the Tigers look extremely motivated since that North Carolina near upset as the Tigers have outscored their opponents 263-55 (53-11 average score). QB Trevor Lawrence is back up to No. 7 in QBR. Meanwhile, Wake is reeling a bit after a blowout loss to Virginia Tech and yesterday news broke that their star WR Sage Surratt is out for the season. We lean OVER.

BALL ST 31 Central Michigan 28. While Ball St has got their run game going as of late (292 rush ypg in their last 3), their run defense has allowed 316 and 382 yards in back-to-back losses to Ohio and Western Michigan. Now, they take on a Central Michigan offense that is averaging 38 ppg in their last 5 games. Our power ratings are strong on Ball St here but we're only leaning with the Cardinals.

GEORGIA SOUTHERN 35 UL-Monroe 27. ULM did pull the upset over Georgia St last week but the WarHawks still allowed 414 rushing yards and benefited from Georgia St's QB Dan Ellington getting hurt in the first half. Now that poor ULM rush D (allowing 255 ypg on the season) takes on the Georgia Southern option attack that is averaging 257 rush ypg. We lean with the home team and the OVER here.

NORTHWESTERN 46 Massachusetts 6. It sounds like a broken record at this point but UMass is the worst team we've ever power-rated. They are -278 ypg and are getting out-scored by 32 ppg. The Minutemen are -3.5 in yards per play differential and are 1-9 ATS on the season. However, Northwestern is in their biggest favorite role in school history here as they are 40.5-point favorites. Keep in mind, the Wildcats have only scored 38 points in their last 5 games combined! Lean UNDER.

Troy 33 TEXAS ST 25. Troy comes in off a 49-28 win over Georgia Southern that kept their faint bowl hopes alive (league powers ULL and App St are on deck). Their offense is averaging 36 ppg and 479 ypg. Meanwhile, Texas St got a 30-28 win over South Alabama last week but the Bobcats have failed to cover the spread in 4 straight games. We don't see a lot of value in this one.

BOISE ST 43 New Mexico 16. Obviously, Boise St disappointed us greatly on these pages last week as despite facing a backup QB in Wyoming, the Broncos needed OT to survive. Boise's QB Hank Bachmeier was expected to play, but remained on the sidelines due to an undisclosed injury he suffered against San Jose State last week. We weren't alone in backing Boise as we gave them out at -13 and they closed as 16-point favorites. On the other side, this looks like the final season for New Mexico head coach Bob Davie as the Lobos are 2-7 SU/ATS but are coming off a bye. We pass.

UTAH 37 UCLA 17. Both teams are off a bye and peaking. Utah has 5 straight covers but misleading win over Washington in their last game as a "Pick 6" late in the 3Q changed momentum. On the other side, UCLA is 5-1 ATS in their last 6 after their atrocious start and at 4-5 overall are thinking possible bowl game. Remarkably, if UCLA were to win this game, they'd be in first place in the Pac-12 South. Their new found run game averaging 231 ypg will be up against it here vs a Utah rush defense allowing only 56 ypg. Still a slight lean on UCLA.

Air Force 34 COLORADO ST 25. Colorado St is playing their best ball of the season with 3 straight wins and covers and now are thinking possible bowl. Their run defense has shown improvement in recent weeks but is still allowing 204 ypg and will be up against it here vs an Air Force rushing attack that is averaging 324 rush ypg. Still, this line is a bit steep for a rivalry game and we're leaning with the home dog.

UTAH ST 29 Wyoming 22. Obviously, Wyoming beat us last week on these pages in their near upset of Boise St. They had done well at the line of scrimmage all season (98 rush ypg allowed) and the Cowboys only allowed 91 rush yards to the Broncos. Meanwhile, Utah St played their best game since early in the season as the Aggies got an upset win at Fresno St and now can breathe a little easier when it comes to a bowl bid. Don't see much value here. Pass.

Appalachian St 37 GEORGIA ST 21. Last week we lost on these pages going against Appalachian St as they were out-gained 346-202 and out-FT'd 22-11 but won outright over South Carolina. Again, Meanwhile, Georgia St lost their fine QB Dan Ellington in the first half vs ULM last week and their offense stalled in the second half of an upset loss. Ellington won't play here (we think he's worth around 4 points) and therefore we can't recommend a Georgia St team that has already pulled 3 outright upsets this season.

NOTRE DAME 33 Navy 21. There is a ton of money in the market place on Navy in this game and we don't necessarily agree with it. Notre Dame has played the much tougher schedule (No. 31 vs No. 97). Navy has played one Top 40 team (at Memphis) and they lost that game by 12. Navy is in the Top 12 in terms of ypg differential (+146.2) ppg differential (+22) and ypp differential (+2.0) and the Midshipmen are 12-2 ATS (+6.4 ppg) in their last 14 visits to South Bend. Still all of that is being priced into the line and then some with this very short line. We like the Irish who impressed us last week on these pages as they dominated our Duke pick.

Arizona St 29 OREGON ST 28. Jayden Daniels will play here for Arizona St, hence why the Sun Devils have gone to a 3-point favorite. Last week they nearly rallied to beat USC but were still out-gained by 208 yards. They have lost 3 straight and need a win. On the other side, Oregon St was beat worse than the 19-7 final vs Washington last week as the Beavers were out-gained 420-119. They now need to win 2 of their last 3 to qualify for a bowl. Slight lean on the home team here.

Use 27 CALIFORNIA 23. USC is on a 14-1 SU/10-5 ATS run vs California but last year the Bears did break that long losing streak winning 15-14 in L.A. USC head coach Clay Helton gets a lot of heat and deservedly so. However, if USC wins out, they'll finish 8-4 playing a backup QB all season and the Trojans season win total was only 6.5! Last week the Trojans got by an Arizona St team that was playing a backup QB. USC was more dominant than the final indicated as they were +208 yards. On the other side, California broke their 4-game losing streak with a 33-20 win over Washington St. 2nd string QB Devon Modster returned from injury after Cal had to use a 3rd string QB vs Utah. Modster was 16 of 24 for 230 yards and 3 TD's. We lean with Cal here.


OREGON 47 Arizona 23. Both teams off a bye and this is a revenge spot for Oregon as they lost 44-15 (-9.5) to Arizona last year. However, we feel this is too many points to lay vs Arizona's No. 12 offense (averaging 496 ypg). The Oregon defense has been exposed a bit allowing 405 ypg and 30 ppg in their last 3. We do wonder if Oregon had beat Auburn in the opener (led the entire game), they probably would be sitting at No. 3 in the polls. While we lean with Arizona here, they did fire their DC and then proceeded to allow 56 points to Oregon St. We're not sure it gets a lot better here.

ARKANSAS ST 37 Coastal Carolina 26. Arkansas St comes in fresh off a bye and the Red Wolves need just one win to get to bowl eligibility. Meanwhile, Coastal comes in losers of 4 of their last 5 games as they were run over by UL-Lafayette last week. However, we're actually leaning with the dog here as statistically they are the better team with better marks in ppg differential, ypg differential and yards per play differential.

UAB 31 Utep 13. UAB is 16-0 SU (+19.3 ppg) and 13-2-1 ATS (+6.2 ppg) at home the last 3 years but the Blazers will be playing without QB Tyler Johnston here who also missed last week's game vs Southern Miss as UAB managed only 173 yards and 2 points. Dylan Hopkins was 15 of 25 for 103 yards and 2 INT's. On the other side, UTEP blew a 21-7 lead vs Charlotte. That's now 8 straight losses since their season-opening win. We don't see much value here.

TEXAS A&M 32 South Carolina 20. An interesting trend for Texas A&M here as the Aggies are on a 0-13-1 ATS (-9.7 ppg) run off a regular season bye since 2008. Obviously, head coach Jimbo Fisher has only been here for one of those losses. On the other side, we lost on these pages with South Carolina last week as their bowl hopes are pretty much dashed after losing to Appalachian St. The Gamecocks had 22-11 first down and 346-202 yard edges but lost outright. Don't see much value here.


3★ AUBURN 21 Georgia 20. Auburn has played the tougher schedule (No. 2 vs No. 52) and the Tigers are off a bye. Auburn is also off a misleading 6-point win vs Ole Miss (26-16 first down and 507-266 yard edge) as they missed 3 FG's. Meanwhile, Georgia's offense has only averaged 22 ppg the last 4 games and now face best defense they've seen all year. While their defense has notably shut out two of their last 3 opponents, note that one came vs a Kentucky team down to a 3rd string QB in the pouring rain and then last week vs another backup QB in Missouri. On the other side, Auburn true frosh QB Bo Nix has been better home at home this year (60% completions) vs on the road (50.5%).



Verizon 8:01 AM 100%
Pending Bets Pending Bet
STRAIGHT BET
Risk: \$575.00 To Win: \$500.00
Nov-16 NCAA FOOTBALL
POWER 5
[372] AUBURN +3-115
Result Undecided
NOTE: Bet and selection statuses shown reflect current status, which is not necessarily the same as the status at the time of the transaction.

UL-Lafayette 37 SOUTH ALABAMA 13. We've upgraded UL-Lafayette as much as any team in college football this year (along with Navy). The Ragin Cajuns are 8-1 ATS with an average cover of 11.5 ppg. They're in the Top 12 of ppg differential, ypg differential and yards per play differential but this is their largest away favorite role in school history. On the other side, South Alabama has covered 4 of their last 5 games and is getting a little too disrespected in the market here. Lean on the dog.

OKLAHOMA ST 41 Kansas 24. Both teams come in off a bye. A couple weeks ago we took a chance with Kansas on these pages and they got crushed vs rival Kansas St. Did teams finally get enough tape on new O.C. Brent Dearmon's offense? On the other side, we just need a win here for Oklahoma St to cash a season win total bet. The Pokes are 7-2 ATS this season (of course one of those ATS losers was when we backed them on these pages). Their RB Chuba Hubbard leads the nation in rushing with 1,604 yards but they did lose their top WR Tyan Wallace to injury for the season. We don't see much value here.



parx casino
Ticket no. [redacted]
Terminal: SBK017
2 May 2019 13:11:42
Number of Games Won - Excluding Bowl Games & P
lay Offs: Over 6.0 \$500.00
Wager \$500.00
Potential Payout \$775.00
1005470434
Oklahoma State Cowboys (NCAAF 2019/2020)
Football / NCAAF
30 November 2019 19:00:00
Number of Games Won - Excluding Bowl Games & P
lay Offs
Regular season only Conference championship games do not count
Over 6.0 182

2★ Texas (plus the points) IOWA ST 34 Texas 31. Why is Iowa St laying 7 here? Quite simply, the analytics guys love them. The Cyclones are No. 16 in yards per play differential (+1.7) while Texas is No. 81 (-0.1). However, Texas is off a misleading last second win vs Kansas St last week. The Horns had 24-17 first down and 477-304 yard edges but did allow a 98-yard kick return TD. Obviously, we have the Tom Herman as an underdog trends with him being 14-4 ATS as a head coach. Meanwhile, Iowa St is off emotional near win at Oklahoma where they come up just short. The Cyclones have lost 4 games by a combined 11 points this year. Note that while Matt Campbell is great in the Big 12 (69% ATS), he's not been good vs Texas (0-3 ATS -6.7 ppg) and he's only managed 23 combined points on offense. Finally, Iowa St has met Texas 15 times since 1980 and the Cyclones have never been favored over the Longhorns (avg line +12.2). Is this an historically great Iowa St team? Maybe, maybe not. Is this a historically poor Texas team? No. So why do we have a historic line here again?

Hawaii 38 UNLV 31. UNLV is down to two final home games at Sam Boyd stadium as they will play in the new Raiders Stadium next season. The Rebels come in off a bye after a 20-point loss at Colorado St probably sealed the fate of head coach Tony Sanchez. Although we think if he were

Southern Miss 32 UTSA 16. UTSA has been undervalued in the market this season as they have covered 4 of their last 5 games and have pulled 3 outright upsets. With that being said, they're up against it here vs a Southern Miss defense that has allowed just 156 ypg and 4 ppg in their last 2. We lean UNDER.

3★ UNDER 61.5 Alabama 36 MISSISSIPPI ST 17. We love the UNDER here. First, The UNDER is 10-1-1 in the series with an average cover of 10.2 ppg. On top of that the UNDER is also 11-4 (+9.2 ppg) in Alabama games when they Tide are coming off a straight up loss (Saban Era). It makes sense that any time Saban is coming off a rare loss, he goes back to basics. What is basics for Saban? It's run the football (especially with a less than 100% QB) and it's play defense, something Alabama didn't do last week vs LSU. On the other side, do you really trust an average Miss St offense to have success?

WASHINGTON ST 34 Stanford 26. Stanford was another miserable failure on these pages last week as the Cardinal were outright upset at Colorado. However, note that Stanford head coach David Shaw is 13-1 SU (+19 ppg) and 13-0-1 ATS (+9.4 ppg) off a straight up loss as a favorite. It might be a good spot considering Washington St has also been a huge disappointment this season as the Cougars are also coming off a road upset loss at California. Lean on the Cardinal.

Biggest Movers Since Preseason

Rank	Team	Pre	11/13	Rank	Team	Pre	11/13	Rank	Team	Pre	11/13	Rank	Team	Pre	11/13	Rank	Team	Pre	11/13	Team	Pts
1	Ohio State	88.60	101.60	34	Mississippi State	83.14	74.64	66	Purdue	73.51	67.51	100	Northern Illinois	62.03	59.03		Navy			Navy	+14.0
2	Clemson	99.54	100.53	35	Memphis	74.53	74.53	68	Oregon State	62.93	67.43	101	North Texas	61.42	58.92		UL-Lafayette			UL-Lafayette	+14.0
3	LSU	90.95	97.45	36	Ole Miss	72.99	74.49	69	Southern Miss	64.63	66.13	102	San Jose State	51.36	58.86		Ohio State			Ohio State	+13.0
4	Alabama	99.90	96.90	37	Michigan State	84.38	74.38	70	Western Michigan	65.54	66.04	103	Middle Tennessee	59.30	58.80		Central Mich			Central Mich	+8.5
5	Georgia	93.01	92.51	38	South Carolina	80.26	74.26	71	Temple	67.03	66.03	104	Arkansas	69.78	58.78		SMU			SMU	+8.5
6	Oklahoma	89.67	91.17	39	Pittsburgh	72.13	74.13	72	Louisiana Tech	63.92	65.92	105	Toledo	63.73	58.73		Ball State			Ball State	+8.0
7	Oregon	84.43	88.93	40	Boise State	76.55	74.05	73	Colorado	66.74	65.74	106	FIU	65.22	58.72		San Jose State			San Jose State	+7.5
8	Auburn	86.93	88.92	41	Air Force	67.85	73.85	74	Northwestern	75.03	65.53	107	Central Michigan	49.99	58.49		LSU			LSU	+6.5
9	Penn State	83.62	87.62	42	Tennessee	79.03	73.53	75	Syracuse	76.36	65.36	108	UAB	59.59	57.59		Tulane			Tulane	+6.5
10	Michigan	89.42	86.92	43	Florida State	80.46	73.46	76	Wyoming	60.68	65.18	109	UL-Monroe	55.41	56.91		Air Force			Air Force	+6.0
11	Florida	86.70	86.70	44	UL-Lafayette	59.36	73.36	77	San Diego State	67.01	65.01	110	Kent State	54.28	56.78		South Carolina			South Carolina	-6.0
12	Wisconsin	81.71	86.70	45	North Carolina	69.24	73.24	78	NC State	72.35	64.85	111	Charlotte	53.43	55.93		Purdue			Purdue	-6.0
13	Utah	81.68	86.68	46	SMU	64.32	72.82	79	West Virginia	70.22	64.72	112	Nevada	60.86	55.86		Arizona			Arizona	-6.5
14	Notre Dame	86.31	83.31	47	Duke	71.49	72.49	80	Marshall	66.61	64.61	113	Eastern Michigan	58.65	55.65		FIU			FIU	-6.5
15	Iowa	81.13	82.63	48	Virginia Tech	78.98	72.48	81	Tulsa	61.08	64.08	114	Georgia State	51.96	55.46		Virginia Tech			Virginia Tech	-6.5
16	Minnesota	78.57	82.57	49	Navy	58.24	72.24	82	Hawaii	62.00	64.00	115	East Carolina	54.87	55.37		UCLA			UCLA	-7.0
17	Iowa State	79.87	82.37	50	Wake Forest	69.14	72.14	83	Western Kentucky	58.74	63.74	116	Coastal Carolina	51.73	54.73		Florida State			Florida State	-7.0
18	Texas A&M	84.75	81.75	51	Arizona State	74.57	71.57	84	Army	67.90	63.40	117	UNLV	55.67	54.17		NC State			NC State	-7.5
19	Washington	82.69	81.69	52	Texas Tech	73.64	71.14	85	Georgia Tech	66.32	63.32	118	Texas State	53.19	50.69		Stanford			Stanford	-8.0
20	Baylor	76.92	78.91	53	Tulane	64.36	70.86	86	Maryland	66.84	62.84	119	Rice	45.48	50.48		Mississippi St			Mississippi St	-8.5
21	UCF	77.31	78.81	54	BYU	74.18	70.68	87	Houston	68.11	62.61	120	New Mexico	51.23	48.23		Northwestern			Northwestern	-9.5
22	Missouri	81.55	78.05	55	UCLA	77.55	70.55	88	Kansas	57.53	62.53	121	Rutgers	58.53	48.03		Vanderbilt			Vanderbilt	-9.5
23	Oklahoma State	78.38	77.88	56	Louisville	65.28	70.28	89	Ball State	54.36	62.36	122	UTSA	49.41	47.41		Michigan St			Michigan St	-10.0
24	Texas	81.70	77.70	57	Kentucky	72.99	69.99	90	Georgia Southern	61.26	61.26	123	New Mexico State	49.72	47.22		Rutgers			Rutgers	-10.5
25	Indiana	74.19	77.69	58	Stanford	77.90	69.90	91	Troy	62.23	61.23	124	South Alabama	45.54	47.04		Syracuse			Syracuse	-11.0
26	Miami (FL)	79.38	76.88	59	California	71.79	69.29	92	Arkansas State	64.22	61.22	125	Old Dominion	48.73	46.23		Nebraska			Nebraska	-11.0
27	Washington State	78.78	76.78	60	Utah State	69.67	69.17	92	USF	65.72	61.22	126	Bowling Green	48.34	43.34		Arkansas			Arkansas	-11.0
28	USC	79.14	76.14	61	Boston College	69.35	68.85	94	Ohio	66.44	60.94	127	UTEP	44.53	43.03		Akron			Akron	-12.5
29	Kansas State	70.58	76.08	62	Nebraska	79.80	68.80	95	Buffalo	57.40	60.90	128	Connecticut	43.86	40.86		Massachusetts			Massachusetts	-17.0
30	Virginia	77.04	76.04	63	Florida Atlantic	64.74	68.24	96	Miami (OH)	60.18	60.68	129	Akron	48.73	36.23						
31	TCU	78.18	75.68	64	Arizona	74.37	67.87	97	Vanderbilt	69.87	60.37	130	Massachusetts	44.58	27.58						
32	Cincinnati	74.96	75.46	65	Illinois	62.56	67.56	98	Colorado State	55.51	59.51										
33	Appalachian State	73.72	75.22	66	Fresno State	71.01	67.51	99	Liberty	54.75	59.75										

Week 12 Computer Projected Lines for Every CFB Game

For the past couple of seasons we have posted computer projected lines at pregame.com. Games where there was of difference of more than 3 points saw our computer lines actually beat the Vegas line at a 224-176-10 (56%) clip the last three years. That's pretty solid and actually better than our own handicapping in some seasons. Last week's plays went 3-2 and now the record for this year is 60-51-2. Keep in mind, these computer lines don't take into consideration off-the-field factors like revenge or flat spots. They are basically a power-rating number difference between the two teams that also takes into consideration the home field advantage.

Of the 10 games where our computer is off more than 3 points compared to the Vegas line (highlighted), our favorite team this week to back would be **Auburn +3**.

The Comp column is the computer projected line and the Diff column is the difference between the Vegas line and the Computer line. "+" numbers in the difference column say back the underdog. "-" numbers in the difference column say back the favorite. Let us know if you have questions.

Wednesday, Nov 13th				Saturday, Nov 16th			
Line	Comp	Diff		Line	Comp	Diff	
305 Bowling Green				355 Appalachian St			
306 Miami, Oh	-17.5	-20.3	-2.8	356 Georgia St	+16.5	+17.5	-1.0
307 Northern Illinois				357 Navy			
308 Toledo	-2.5	-4.0	-1.5	358 Notre Dame	-7.5	-15.8	-8.3
Thursday, Nov 14th				Friday, Nov 15th			
Line	Comp	Diff		Line	Comp	Diff	
311 Buffalo				359 Arizona St			
312 Kent St	+6	+1.6	+4.4	360 Oregon St	+3	+1.4	+1.6
313 North Carolina				361 USC			
314 Pittsburgh	-4.5	-4.9	-0.4	362 California	+6.5	+3.1	+3.4
Friday, Nov 15th				Saturday, Nov 16th			
Line	Comp	Diff		Line	Comp	Diff	
315 Louisiana Tech				363 Arizona			
316 Marshall	-3	-2.4	+0.6	364 Oregon	-27	-25.8	+1.2
317 Fresno St				365 Coastal Carolina			
318 San Diego St	+1	-1.3	+2.3	366 Arkansas St	-12.5	-10.7	+1.8
Saturday, Nov 16th				Sunday, Nov 17th			
Line	Comp	Diff		Line	Comp	Diff	
319 West Virginia				367 UTEP			
320 Kansas St	-14	-15.6	-1.6	368 UAB	-18	-18.3	-0.3
321 Virginia Tech				369 South Carolina			
322 Georgia Tech	+5.5	+4.9	+0.6	370 Texas A&M	-11	-12.0	-1.0
323 Tulane				371 Georgia			
324 Temple	+6	+1.3	+4.7	372 Auburn	+2.5	-1.4	+3.9
325 Indiana				373 UL-Lafayette			
326 Penn St	-14.5	-15.2	-0.7	374 South Alabama	+28	+23.6	+4.4
327 Cincinnati				375 Kansas			
328 South Florida	+14	+10.5	+3.5	376 Oklahoma St	-17.5	-19.9	-2.4
329 Syracuse				377 Texas			
330 Duke	-10.5	-10.4	+0.1	378 Iowa St	-7	-8.4	-1.4
331 Ohio St				379 TCU			
332 Rutgers	+52.5	+50.6	+1.9	380 Texas Tech	+3	+0.8	+2.2
333 Louisville				381 Oklahoma			
334 NC State	+4	+1.4	+2.6	382 Baylor	+10	+8.5	+1.5
335 Minnesota				383 Memphis			
336 Iowa	-3	-4.6	-1.6	384 Houston	+10	+7.7	+2.3
337 Wake Forest				385 Kentucky			
330 Clemson	-34.5	-33.9	+0.6	386 Vanderbilt	+10.5	+6.4	+4.1
339 Central Michigan				387 Michigan St			
340 Ball St	-2.5	-6.4	-3.9	388 Michigan	-13.5	-17.8	-4.3
341 UL-Monroe				389 Florida			
342 Georgia Southern	-7	-8.1	-1.1	390 Missouri	+7	+4.7	+2.3
343 Massachusetts				391 Hawaii			
344 Northwestern	-40.5	-41.5	-1.0	392 UNLV	+7	+7.3	-0.3
345 Troy				393 Rice			
346 Texas St	+7.5	+8.3	-0.8	394 Middle Tennessee	-14.5	-12.1	+2.4
347 New Mexico				395 Southern Miss			
348 Boise St	-28	-30.3	-2.3	396 UTSA	+17	+16.0	+1.0
349 UCLA				397 Alabama			
350 Utah	-21	-20.6	+0.4	398 Mississippi St	+17.5	+17.8	-0.3
351 Air Force				399 Wisconsin			
352 Colorado St	+10.5	+10.6	-0.1	400 Nebraska	+14.5	+13.7	+0.8
353 Wyoming				401 LSU			
354 Utah St	-5.5	-8.2	-2.7	402 Ole Miss	+21	+19.0	+2.0
				403 Stanford			
				404 Washington St	-10.5	-11.1	-0.6

Top 20 CFB ATS Trends for Week 12

1. Penn St head coach James Franklin after a straight up loss is just 3-12-3 ATS (-5 ppg). This week the Nittany Lions are 14.5-point home favorites vs Indiana.
2. The favorite in Indiana games under head coach Tom Allen is 30-3 SU/19-12-2 ATS.
3. Ohio St is a 52-point road favorite at Rutgers this week. That's the largest away favorite role for any team in college football since 1987 (Oklahoma at the Kansas schools).
4. Clemson is now on a 17-0 SU (+34.7 ppg) and 15-2 ATS (+9.2 ppg) run vs ACC opponents. This week the Tigers are 34.5-point home favorites vs Wake Forest.
5. Northwestern is in their biggest favorite role in school history this week as they are 40.5-point favorites hosting Massachusetts. Keep in mind, the Wildcats have only scored 38 points in their last 5 games combined!
6. The UNDER is 22-4 in Northwestern games when they are a home favorite. This week's total vs UMass is 56.5.
7. Navy is 12-2 ATS (+6.4 ppg) in their last 14 visits to South Bend. This week the Midshipmen are 9-point road underdogs.
8. USC is on a 14-1 SU/10-5 ATS run vs California but last year the Bears did break that long losing streak winning 15-14 in L.A. This week the Trojans are 6.5-point road favorites
9. UAB is 16-0 SU (+19.3 ppg) and 13-2-1 ATS (+6.2 ppg) at home the last 3 years. This week the Blazers are 18-point home favorites vs UTEP.
10. Texas A&M is on a 0-13-1 ATS (-9.7 ppg) run off a regular season bye since 2008. This week the Aggies are 11-point home favorites vs South Carolina.
11. UL-Lafayette is a 28-point road favorite at South Alabama. That's their largest away favorite role in school history.
12. Iowa St has met Texas 15 times since 1980 and the Cyclones have never been favored over the Longhorns (avg line +12.2). This week Iowa St is a 7-point home favorite vs Texas.
13. Kentucky is on a 3-14 ATS run (-3.4 ppg) as a favorite. This week the Wildcats are 10-point road favorites at Vanderbilt.
14. Michigan St is 8-3 SU and 10-1 ATS (+10.2 ppg) the last 11 years. However, Michigan did get the win and cover last year. This week the Wolverines are 13.5-point home favorites vs Michigan St.
15. Missouri at home this year is 5-0 SU (+28.8 ppg) and 4-1 ATS (+9.7 ppg). On the road they are 0-4 SU (-15.5 ppg) and 0-4 ATS (-22.4 ppg). This week the Tigers are 7-point home underdogs to Florida.
16. Nick Saban after loss at Alabama is only 4-12 ATS (-4.6 ppg). This week the Crimson Tide are 20.5-point road favorites at Mississippi St.
17. The UNDER is 10-1-1 in Alabama/Mississippi St series meetings with an average cover of 10.2 ppg. This week's total is 63.5.
18. The UNDER is also 11-4 (by 9.2 ppg) in Alabama games when they Tide are coming off a straight up loss.
19. Ole Miss is on a 0-8 ATS run (-10.8 ppg) as a home dog. This week the Rebels are 21-point home dogs vs No. 1 LSU.
20. Stanford head coach David Shaw is 13-1 SU (+19 ppg) and 13-0-1 ATS (+9.4 ppg) off a straight up loss as a favorite. This week the Cardinal are 10.5-point road underdogs at Washington St.

4★ = BEST
3★ = BETTER
2★ = GOOD
1★ = FAIR

THE POWERS' PACK

3★ MIAMI (+6) over Buffalo
2★ Pittsburgh (+3 -120) over CLEVELAND
2★ UNDER 40.5 Chicago/L.A. RAMS

Games in Rotation Order
Thursday, November 14th

HOME TEAM IN CAPS

2★ Pittsburgh 21 CLEVELAND 20. To no surprise, Pittsburgh has dominated the series going 7-0-1 the last 4 years. The Steelers have also won 4 straight games since starting 1-4 and have forced 2 or more takeaways in 8 straight games, the longest streak since 1989 for them. Now they take on an error-prone Baker Mayfield that has 12 INT's on the season. Give credit to head coach Tomlin for going for it on their own 34-yard line with 9:00 left that set up the field goal vs the Rams. On the other side, the Browns 4-game losing streak is over after they beat the Bills last week (pushed the spread). The Steelers are 8-1 ATS as a dog the last 2 years and have covered 4 straight in that role this season. Make it 5 straight.

Sunday, November 17th

Dallas 27 DETROIT 21. Last week we cashed fading the Cowboys in their upset loss at home to Minnesota. Obviously, there were some anxious moments late with the Cowboys in the red zone. Thank you Jason Garrett for running Zeke twice at the end when Elliott had been ineffective all game. However, now we think this is a good spot for them here. The Lions actually out-stated the Bears last week even with Jeff Driskel in at QB. Stafford's 136 game streak of starting came to an end and as of press time we're not clear of his status. With him or without him, we're taking the Cowboys in a bounce back spot.

New Orleans 28 TAMPA BAY 24. We know our college picks have stunk but how about us fading the red hot Saints last week as they lost to the Falcons outright. Let the QB controversy begin as the Saints are 2-2 with Brees at QB and 5-0 with Bridgewater (we're kidding). The 9 points was the fewest scored at home for New Orleans in the Payton/Brees era. Meanwhile, the Bucs got a much-needed win over the Cardinals last week. QB Jameis Winston threw for 358 yards and is the first player in Tampa Bay history to have 4 consecutive games with 300 or more pass yards. Totals' players note that Tampa Bay games are on a 7-0 run to the OVER.

CAROLINA 26 Atlanta 21. Last week we easily cashed on these pages with Atlanta in the biggest upset of the NFL season so far. In fact, it was only the 6th time in 30 years that a 13-point or more underdog won outright by 17 or more points. Somehow the Falcons managed to sack Brees 6 times (ATL only had 7 sacks coming into the game). On the other side, the Panthers came up just short of the goal line in their near upset of Green Bay. Not sure we see much value here as we want to play on both teams.

INDIANAPOLIS 21 Jacksonville 20. The Jags come in off a bye and will go to Nick Foles here in his first start since getting injured in the opener. Will there be some rust for him? We think so. However, Indianapolis has their own QB issues as last week Brian Hoyer started in the big upset loss to the Dolphins. He threw 3 interceptions that led to 13 Miami points. Also kicker Vinatieri another PAT. As of press time, it is not known whether

Updated NFL Records: Straight Up, ATS and Over/Under

Team	Straight-Up		Against The Spread		Over/Under	
	Total	Home Away	Total	Home Away	Total	Home Away
Arizona	3-6-1	1-3-1 2-3-0	7-3-0	3-2-0 4-1-0	6-4-0	4-1-0 2-3-0
Atlanta	2-7-0	1-3-0 1-4-0	3-6-0	2-2-0 1-4-0	3-6-0	0-4-0 3-2-0
Baltimore	7-2-0	3-1-0 4-1-0	4-4-1	1-3-0 3-1-1	6-3-0	2-2-0 4-1-0
Buffalo	6-3-0	3-2-0 3-1-0	5-3-1	2-3-0 3-0-1	2-7-0	2-3-0 0-4-0
Carolina	5-4-0	2-2-0 3-2-0	5-4-0	2-2-0 3-2-0	6-3-0	3-1-0 3-2-0
Chicago	4-5-0	2-3-0 2-2-0	3-6-0	2-3-0 1-3-0	3-6-0	1-4-0 2-2-0
Cincinnati	0-9-0	0-4-0 0-5-0	3-6-0	0-4-0 3-2-0	3-5-1	3-0-1 0-5-0
Cleveland	3-6-0	1-3-0 2-3-0	2-6-1	0-3-1 2-3-0	4-5-0	2-2-0 2-3-0
Dallas	5-4-0	3-2-0 2-2-0	5-4-0	3-2-0 2-2-0	6-3-0	3-2-0 3-1-0
Denver	3-6-0	2-3-0 1-3-0	5-4-0	3-2-0 2-2-0	3-6-0	2-3-0 1-3-0
Detroit	3-5-1	2-2-0 1-3-1	4-5-0	2-2-0 2-3-0	6-3-0	3-1-0 3-2-0
Green Bay	8-2-0	5-1-0 3-1-0	7-3-0	4-2-0 3-1-0	5-5-0	3-3-0 2-2-0
Houston	6-3-0	3-1-0 3-2-0	5-4-0	1-3-0 4-1-0	4-5-0	1-3-0 3-2-0
Indianapolis	5-4-0	3-2-0 2-2-0	4-4-1	2-3-0 2-1-1	5-4-0	3-2-0 2-2-0
Jacksonville	4-5-0	2-3-0 2-2-0	5-4-0	2-3-0 3-1-0	4-4-1	2-3-0 2-1-1
Kansas City	6-4-0	2-3-0 4-1-0	5-5-0	2-3-0 3-2-0	7-3-0	4-1-0 3-2-0
L.A. Chargers	4-6-0	2-3-0 2-3-0	3-6-1	1-3-1 2-3-0	3-7-0	1-4-0 2-3-0
L.A. Rams	5-4-0	2-2-0 3-2-0	6-3-0	2-2-0 4-1-0	3-6-0	1-3-0 2-3-0
Miami	2-7-0	1-4-0 1-3-0	5-4-0	2-3-0 3-1-0	3-6-0	2-3-0 1-3-0
Minnesota	7-3-0	4-0-0 3-3-0	6-4-0	3-1-0 3-3-0	5-5-0	2-2-0 3-3-0
New England	8-1-0	4-0-0 4-1-0	6-3-0	3-1-0 3-2-0	3-6-0	2-2-0 1-4-0
New Orleans	7-2-0	4-1-0 3-1-0	6-3-0	3-2-0 3-1-0	4-5-0	2-3-0 2-2-0
N.Y. Giants	2-8-0	1-4-0 1-4-0	3-7-0	1-4-0 2-3-0	6-4-0	1-4-0 5-0-0
N.Y. Jets	2-7-0	2-3-0 0-4-0	3-6-0	2-3-0 1-3-0	5-4-0	2-3-0 3-1-0
Oakland	5-4-0	4-1-0 1-3-0	6-3-0	4-1-0 2-2-0	6-3-0	3-2-0 3-1-0
Philadelphia	5-4-0	3-1-0 2-3-0	4-5-0	2-2-0 2-3-0	5-4-0	2-2-0 3-2-0
Pittsburgh	5-4-0	4-2-0 1-2-0	5-3-1	3-2-1 2-1-0	3-6-0	3-3-0 0-3-0
San Francisco	8-1-0	3-1-0 5-0-0	5-4-0	2-2-0 3-2-0	4-5-0	2-2-0 2-3-0
Seattle	8-2-0	3-2-0 5-0-0	5-5-0	1-4-0 4-1-0	6-4-0	3-2-0 3-2-0
Tampa Bay	3-6-0	1-3-0 2-3-0	2-7-0	0-4-0 2-3-0	7-2-0	3-1-0 4-1-0
Tennessee	5-5-0	3-2-0 2-3-0	5-5-0	3-2-0 2-3-0	5-5-0	3-2-0 2-3-0
Washington	1-8-0	0-4-0 1-4-0	3-6-0	1-3-0 2-3-0	3-6-0	2-2-0 1-4-0

Jacoby Brissett will return here. We will lean with the Jags.

MINNESOTA 26 Denver 16. Last week we cashed on Minnesota with our top play of the week as the Vikings jumped out to a 14-0 lead and then had to hold on for dear life. Meanwhile, the Broncos come in fresh off a bye. Brandon Allen will get his second career start here as they pulled the outright upset over Cleveland in his first. We'd like to take the points here but note Zimmer is 23-6-2 ATS (79%) at home vs non-division teams. Also note, 10-point or more favorites with a total of 42.5 or less are 43-33-2 (57%) this decade. However, Denver head coach Vic Fangio should know the Vikings personnel well after being in Chicago.

N.Y. Jets 21 WASHINGTON 20. Dwayne Haskins will get the start here for the Redskins who come in off a bye. They've been horrific on offense as they have failed to score a TD in three straight games for the first time in the 88-year history of the franchise. We like the Jets who got a confidence boosting win over their N.Y.C. rivals last week. The defense held NYG RB Barkley to just 1 yard on 13 carries and QB Darnold didn't throw a pick.

3★ Miami (plus the points) Buffalo 21 MIAMI 19. Do you want to lay 6 points on the road with a Bills offense that averages just 19 ppg? Also the Bills 6 wins have come against teams with a combined 12-44 record. Miami actually out-gained Buffalo by 76 yards in the earlier meeting and Buffalo got a misleading 10-point win. The Dolphins are not tanking this season. They're not an historically poor team. In fact, they're playing like a typical below-average team as of late but they have 5 straight covers! Buffalo weather this week...highs in the 20's and 30's. Miami weather this week in the low 80's and upper 70's.

BALTIMORE 26 Houston 24. The Texans come in off a bye while Baltimore basically had a bye last week taking on the hapless Cincinnati Bengals. Last week Lamar Jackson became only the 2nd player in NFL history to have 2 games in the same season with a perfect passer rating (Big Ben the other). Obviously, a lot of playoff implications in this game. Houston hasn't lost by more than 7 points in 2 years while Baltimore maybe sitting fat and happy with 5 straight wins. Harbaugh is not good in the favorite role hitting 43% the last 9 years (37-49-4). To the wire.

SAN FRANCISCO 29 Arizona 19. These two just played on Halloween night with Arizona getting the cover. Obviously, Kyler Murray and the Cardinals have impressed us so far this season (7-3 ATS). However, Murray did throw that back-breaking pick last week ending a streak of 211 passes without an INT. Now the Cardinals face a San Fran team off their first loss of the season. How much effort are the 49ers willing to put in here off that MNF war and the Packers on deck?

New England 26 PHILADELPHIA 19. Since the Patriots won their first Super Bowl back in 2001 and became a very public team the season after, head coach Bill Belichick off a straight up loss is still 40-21-2 ATS 66% (+5.6 ppg). Off a bye Belichick is 15-12-1 ATS 56% (+3.4 ppg). Belichick is also 48-27-2 ATS 64% (+5.2 ppg) with revenge (teams last played in Super Bowl). Do you really want to buck those trends? We don't.

OAKLAND 28 Cincinnati 17. When everyone was floating the word "tanking" earlier in the season it was all about the Miami Dolphins. However, now we know who really is the worst team in the NFL and that's the Bengals who arguably have the least qualified coaching staff in the NFL and now the least qualified QB in Ryan Finley. On the other side, the Raiders have impressed all year. Do note against better competition that they are 5-1 in one possession games this season.

2★ UNDER 40.5 L.A. RAMS 20 Chicago 16. Rematch of last year when the Bears upset the Rams 15-6 in the cold (Goff 4 INT's). The Bears broke their losing streak last week but they were out-gained 357-226 and that came against a backup QB for the Lions. Meanwhile, the Rams offense was pathetic last week managing 1 of 14 on 3rd down and just 3 points (defense scored 9) in the loss to the Steelers. We're not sure it gets better for the Rams here offensively as they are down 3 offensive linemen and haven't scored a TD in 19 straight possessions. We like UNDER.

Monday, November 18th

† **Kansas City 28 L.A. Chargers 24.** @Mexico City. According to many win probabilities, KC had a 90-plus percent chance to beat Tennessee last week with under 2 minutes left but somehow found a way to lose outright thanks to a pair of missed FG's. QB Mahomes looked great coming off injury with 446 pass yards and 3 TD's but it's as if the players/coaches rely too much on him as compared to what their performances were vs Minnesota the previous week. On the other side, Philip Rivers looked like an aging QB well past his prime last week failing to hit his last 7 passes in the 2-point loss at Oakland last Thursday. Will the field conditions be an issue after last year's game was canceled?

2018-19 Season: 103-64-1 (62%)**Week 1 College:**

3★ Northern Illinois +10.5 over IOWA	L	(\$330)
2★ Florida Atlantic +21 over OKLAHOMA	L	(\$220)
2★ UMass +18 over BOSTON COLLEGE	L	(\$220)
2★ Texas -13.5 over Maryland	L	(\$220)
2★ WYOMING +1.5 over Washington St	L	(\$220)

Week 2 College:

3★ Georgia Tech (-3) over SOUTH FLORIDA	L	(\$330)
3★ STANFORD (-5) over USC	W	\$300
2★ Arizona (+4.5) over HOUSTON	L	(\$220)
2★ TEXAS (-23) over Tulsa	L	(\$220)
2★ California (+3.5) over BYU	W	\$200

Week 1 NFL:

3★ Pittsburgh/CLEVELAND UNDER 44	W	\$300
2★ MINNESOTA -6 over San Francisco	W	\$200
2★ MIAMI +1.5 over Tennessee	W	\$200

Week 3 College:

3★ PURDUE +7 (-120) over Missouri	W	\$300
3★ Georgia Southern +34 over CLEMSON	W	\$300
2★ SYRACUSE +3.5 (-120) over Florida St	W	\$200
2★ UAB +4 over Tulane	W	\$200
2★ UL-Monroe +27 over TEXAS A&M	L	(\$220)

Week 2 NFL:

3★ PITTSBURGH -4 over Kansas City	L	(\$330)
2★ Indianapolis +6 over WASHINGTON	W	\$200
2★ ATLANTA -6 over Carolina	W	\$200

Week 4 College:

3★ Michigan St -4.5 over INDIANA	W	\$300
3★ IOWA ST -18.5 over Akron	L	(\$330)
2★ BAYLOR -7.5 over Kansas	W	\$200
2★ Louisiana Tech +21 over LSU	W	\$200
2★ Texas A&M +27 over ALABAMA	W	\$200

Week 3 NFL:

3★ SEATTLE -1.5 over Dallas	W	\$300
2★ BALTIMORE -5 over Denver	W	\$200
2★ CLEVELAND -3 over N.Y. Jets	W	\$200

Week 5 College:

3★ FRESNO ST -7.5 over Toledo	W	\$300
3★ CALIFORNIA +3 (-120) over Oregon	L	(\$360)
2★ BYU +17.5 over WASHINGTON	L	(\$220)
2★ LSU -12 over Ole Miss	W	\$200
2★ Ohio St/PENN ST UNDER 72	W	\$200

Week 4 NFL:

3★ NEW ENGLAND -7 (-105) over Miami	W	\$300
2★ Cincinnati +5.5 over ATLANTA	W	\$200
2★ OAKLAND -2.5 over Cleveland	W	\$200

Week 6 College:

3★ TEXAS A&M -5.5 over Kentucky	W	\$300
3★ Iowa -7 over MINNESOTA	W	\$300
2★ Northern Illinois -3 over BALL ST	W	\$200
2★ Northwestern +11 over MICHIGAN ST	W	\$200
2★ WYOMING +3.5 over Hawaii	L	(\$220)

Week 5 NFL:

3★ Oakland +5.5 over L.A. CHARGERS	L	(\$330)
2★ BUFFALO +3.5 over Tennessee	W	\$200
2★ Arizona +4.5 over SAN FRANCISCO	W	\$200

Week 7 College:

3★ CALIFORNIA -7 over UCLA	L	(\$330)
3★ Duke +3 over GEORGIA TECH	W	\$300
2★ Florida -7 over VANDERBILT	W	\$200
2★ IOWA ST +6.5 over West Virginia	W	\$200
2★ RICE +16.5 over Uab	L	(\$220)

Week 6 NFL:

3★ TENNESSEE +3 (-120) over Baltimore	L	(\$330)
2★ Indianapolis +2.5 over N.Y. JETS	L	(\$220)
2★ Pittsburgh +2.5 over CINCINNATI	W	\$200

Week 8 College:

3★ ARKANSAS -7 over Tulsa	W	\$300
---------------------------	---	-------

3★ Stanford -2.5 over ARIZONA ST	W	\$300
----------------------------------	---	-------

2★ UAB PK over North Texas	W	\$200
----------------------------	---	-------

2★ UTAH -6.5 over USC	W	\$200
-----------------------	---	-------

2★ Nevada +3 over HAWAII	W	\$200
--------------------------	---	-------

Week 7 NFL:

3★ JACKSONVILLE -4.5 over Houston	L	(\$330)
2★ Minnesota -3 (-120) over N.Y. JETS	W	\$200
2★ TAMPA BAY -3 (-120) over Cleveland	P	\$0

Week 9 College:

3★ Texas A&M +2.5 over MISSISSIPPI ST	L	(\$330)
3★ IOWA ST -3.5 over Texas Tech	W	\$300
2★ STANFORD -3 over Washington St	L	(\$220)
2★ Iowa +6.5 over PENN ST	W	\$200
2★ ARKANSAS +1.5 over Vanderbilt	L	(\$220)

Week 8 NFL:

3★ Green Bay +9.5 over L.A. RAMS	W	\$300
2★ San Francisco PK over ARIZONA	L	(\$220)
2★ Denver/KANSAS CITY UNDER 54	W	\$200

Week 10 College:

3★ Louisiana Tech +23 over MISSISSIPPI ST	L	(\$330)
3★ Michigan St -2.5 over MARYLAND	W	\$300
2★ Ohio -2 over WESTERN MICHIGAN	W	\$200
2★ FLORIDA -6 over Missouri	L	(\$220)
2★ NORTHWESTERN +9.5 over Notre Dame	L	(\$220)

Week 9 NFL:

3★ SEATTLE -1.5 over L.A. Chargers	L	(\$330)
2★ MINNESOTA -4.5 over Detroit	W	\$200
2★ Pittsburgh +3 over BALTIMORE	W	\$200

Week 11 College:

3★ NORTHERN ILLINOIS -3.5 over Toledo	W	\$300
3★ Texas -1.5 over TEXAS TECH	W	\$300
2★ PITTSBURGH -3 over Virginia Tech	W	\$200
2★ Liberty +23.5 over VIRGINIA	W	\$200
2★ TENNESSEE +6 over Kentucky	W	\$200

Week 10 NFL:

3★ PHILADELPHIA -6.5 over Dallas	L	(\$330)
2★ Seattle +10 over L.A. RAMS	W	\$200
2★ Buffalo +7.5 over N.Y. JETS	W	\$200

Week 12 College:

3★ MINNESOTA +2 over Northwestern	L	(\$330)
3★ Syracuse +10.5 over Notre Dame	L	(\$330)
2★ NEBRASKA +2.5 over Michigan St	W	\$200
2★ OREGON -3.5 over Arizona St	L	(\$220)
2★ OVER 59.5 Cincinnati/CENT. FLORIDA	L	(\$220)

Week 11 NFL:

3★ Kansas City +3.5 over L.A. RAMS	W	\$300
2★ Philadelphia +9 over NEW ORLEANS	L	(\$220)
2★ Minnesota +2.5 over CHICAGO	L	(\$220)

Week 13 College:

3★ SMU -2 over Tulsa	L	(\$330)
3★ Nebraska +10 over IOWA	W	\$300
2★ MEMPHIS -7 over Houston	W	\$200
2★ OHIO ST +4.5 over Michigan	W	\$200
2★ Stanford -6.5 over UCLA	W	\$200

Week 12 NFL:

3★ BUFFALO +3.5 (-120) over Jacksonville	W	\$300
2★ CAROLINA -3.5 over Seattle	L	(\$220)
2★ DENVER +3 (EV) over Pittsburgh	W	\$200

Week 14 College:

2★ Washington -5.5 over Utah	W	\$200
1★ Texas +8 over Oklahoma	L	(\$110)

Week 13 NFL:

3★ PITTSBURGH -3.5 over L.A. Chargers	L	(\$330)
2★ DALLAS +7.5 over New Orleans	W	\$200
2★ ATLANTA -1 over Baltimore	L	(\$220)

Week 14 NFL:

3★ Indianapolis +4.5 over HOUSTON	W	\$300
2★ Carolina -1.5 over CLEVELAND	L	(\$220)

2★ GREEN BAY -5.5 over Atlanta	W	\$200
--------------------------------	---	-------

Week 15 NFL:

3★ INDIANAPOLIS -3 (EV) over Dallas	W	\$300
-------------------------------------	---	-------

2★ MINNESOTA -7 over Miami	W	\$200
----------------------------	---	-------

2★ Tennessee +2.5 (EV) over N.Y. GIANTS	W	\$200
---	---	-------

Week 16 NFL:

3★ SEATTLE +2.5 over Kansas City	W	\$300
2★ Minnesota -5.5 over DETROIT	W	\$200
2★ MIAMI -4 over Jacksonville	L	(\$220)

Week 17 NFL:

3★ BUFFALO -3.5 over Miami	W	\$300
2★ GREEN BAY -8 over Detroit	L	(\$220)
1★ Indianapolis -3 over TENNESSEE	W	\$100

Bowls and College Football Playoffs:

1★ North Texas (+8) over Utah St	L	(\$110)
1★ UL-Lafayette (+3.5) over Tulane	L	(\$110)
1★ Fresno St (-4.5) over Arizona St	W	\$100
1★ Eastern Mich (+2.5) over Georgia Southern	W	\$100
2★ Middle Tenn (+7) over Appalachian St	L	(\$220)
2★ Uab (-2.5) over Northern Illinois	W	\$200
1★ San Diego St (+3) over Ohio	L	(\$110)
1★ Marshall/SOUTH FLORIDA UNDER 55.5	L	(\$110)
2★ Florida International (+5.5) over Toledo	W	\$200
1★ Western Michigan (+12) over BYU	L	(\$110)
1★ Wake Forest (+4.5) over Memphis	W	\$100
1★ Army (-3) over Houston	W	\$100
3★ Troy (+3) over Buffalo	W	\$300
1★ Louisiana Tech/HAWAII OVER 60	L	(\$110)
1★ Boston Coll/Boise St UNDER 56	Cancelled	
2★ Georgia Tech (-4.5) over Minnesota	L	(\$220)
1★ Tcu/California OVER 39.5	L	(\$110)
2★ Duke (+4.5) over Temple	W	\$200
1★ Wisconsin (+3.5) over Miami, FL	W	\$100
1★ Baylor (+4.5) over Vanderbilt	W	\$100
1★ Purdue/Auburn OVER 55	W	\$100
3★ Syracuse (+1.5) over West Virginia	W	\$300
2★ Iowa St (+3.5) over Washington St	W	\$200
2★ Nevada (+2) over Arkansas St	W	\$200
2★ Florida (+2.5) over Michigan	W	\$200
1★ South Carolina (-5) over Virginia	L	(\$110)
1★ Alabama (-14) over Oklahoma	L	(\$110)
1★ Notre Dame (+13.5) over Clemson	L	(\$110)
2★ Va Tech (+5.5) over Cincinnati	W	\$200
1★ Stanford (-5.5) over Pittsburgh	L	(\$110)
2★ Michigan St (+2.5) over Oregon	W	\$200
1★ Missouri/Oklahoma ST UNDER 74.5	W	\$100
1★ Northwestern (+7) over Utah	W	\$100
2★ Texas A&M (-7) over NC State	W	\$200
1★ Iowa (+7) over Mississippi St	W	\$100
1★ Penn St (-6.5) over Kentucky	L	(\$110)
1★ LSU (-7) over Central Florida	W	\$100
4★ Ohio St (+6.5) over Washington	L	(\$440)
2★ Texas (+13) over Georgia	W	\$200
1★ Clemson/Alabama OVER 59.5	W	\$100

NFL Playoffs:

1★ Indianapolis (+1.5) over HOUSTON	W	\$100
1★ Seattle (+1.5) over DALLAS	L	(\$110)
1★ L.A. Chargers (+2.5) over BALTIMORE	W	\$100
1★ CHICAGO (-5.5) over Philadelphia	L	(\$110)
2★ Indianapolis (+5.5) over KANSAS CITY	L	(\$220)
1★ L.A. RAMS (-7) over Dallas	W	\$100
2★ NEW ENGLAND (-4) over L.A. Chargers	W	\$200
1★ NEW ORLEANS (-8) over Philadelphia	L	(\$110)
1★ NEW ORLEANS (-3.5) over L.A. RAMS	L	(\$110)
1★ KANSAS CITY (-3) over New England	L	(\$110)
1★ New England/L.A. Rams UNDER 56.5	W	\$100

POWERS' PICKS

- Best winning % of all newsletters last 4 years in CFB/NFL combined!
- 146-96-4 (60%) record on every single NFL pick last 4 years!!!
- Emailed every Wednesday at Noon EST/9am PST during regular season
- Emailed monthly during the off-season
- Write-ups on every single CFB/NFL game played each week
- News and Notes
- Bad Beats
- Misleading Finals
- Major Injuries
- Weekly CFB Power Ratings on all 130 teams
- Full-season CFB and NFL Schedule Logs for every single team
- Computer Projected Lines for Every CFB Game
- Top CFB ATS Trends
- Pictures of actual bets made by Brad Powers during the week!

POWERS' PICKS #1 Newsletter Last 4 Years!!**2015-18 Combined Nationwide Football Newsletter Contest (Regular Season Only)**

We are happy to provide you with the records, standings and plays used from the Power Sweep (3★, 4★ & Underdog), Gold Sheet (Key Releases), Power Plays (4.5★), Sports Reporter (Best & Super Bets), Winning Points (Best Bets & Preferred), Playbook (3-5★'s), Pointwise (Ratings 1-4) and Powers' Picks (1-4★'s)

College Newsletter	W	L	T	%	Net
Powers' Picks	144	123	4	53.93%	21
Sports Reporter	106	92	7	53.54%	14
Power Sweep	109	98	4	52.66%	11
Playbook	77	73	8	51.33%	4
Pointwise	158	151	10	51.13%	7
Winning Points	161	156	8	50.79%	5
Power Plays	89	93	10	48.90%	-4
Gold Sheet	98	111	5	46.89%	-13
Combined	942	897	56	51.22%	45

NFL Newsletter	W	L	T	%	Net
Powers' Picks	119	79	4	60.10%	40
Power Sweep	72	59	4	54.96%	13
Sports Reporter	73	60	3	54.89%	13
Gold Sheet	102	94	8	52.04%	8
Winning Points	133	132	7	50.19%	1
Pointwise	96	102	8	48.48%	-6
Playbook	96	104	4	48.00%	-8
Power Plays	34	39	0	46.58%	-5
Combined	725	669	38	52.01%	56

College/NFL Combined Newsletter	W	L	T	%	Net
Powers' Picks	263	202	8	56.56%	61
Sports Reporter	179	152	10	54.08%	27
Power Sweep	181	157	8	53.55%	24
Winning Points	294	288	15	50.52%	6
Pointwise	254	253	18	50.10%	1
Playbook	173	177	12	49.43%	-4
Gold Sheet	200	205	13	49.38%	-5
Power Plays	123	132	10	48.24%	-9
Combined	1667	1566	94	51.56%	101

Powers' Picks Newsletter: (28 Email Issues) Just \$99

Have questions? Need more info? Want to sign up?

Call 1-702-419-0473

or order online at bradpowerssports.com

You can also send a check payable to:

BP Sports, LLC

2764 N. Green Valley Pkwy #103
Henderson, NV 89014