

# NOMAC NEWS

Volume 7, Issue 3

March 2020

The NORTHERN OHIO MODEL "A" CLUB is a Region of the [Model "A" Restorers Club \(MARC\)](#) and a Chapter of the [Model "A" Ford Club of America \(MAFCA\)](#).

The NOMAC is a family oriented technical club, founded to share restoration and repair knowledge and experience among its members. We show our cars and drive them as well. Several NOMAC members have written extensively on various aspects of restoration. The club maintains a collection of special tools for the Model A, which are available to all members. NOMAC meets once per month in suburban Cleveland, Ohio. The focus of each meeting is a technical seminar, in which an experienced member or a guest speaker presents a how-to demonstration of some phase of Model "A" Ford restoration or repair. Meeting announcements and club news are contained in its monthly newsletter.

## NOMAC Officers for 2020

President	Fred Obreza	216-587-4419
Vice President	Jamie Holzheimer	440-321-1156
Secretary	Josh Madden	330-283-1623
Treasurer	Jon Peterson	330-653-6710
Librarian	Chris Wolf	440-254-3479

## NOMAC Trustees

Grant Krueger	440-237-6696
Steve Lambert	440-236-5981
Ken Kovach	216-267-9733
Jerry Siracki	440-636-3623
Bill Mann	440-653-7052

## People to Contact

NOMAC News / Website	Josh Madden	330-283-1623
Good and Welfare	Josh Madden	
Senior Club Advisor	Jon Peterson	330-653-6710
Technical Director	Ken Kovach	216-267-9733
MARC Director	Ken Kovach	
MAFCA Director	Josh Madden	
Swap Meet	Jerry Siracki	440-636-3623
Tool Steward	Jerry Siracki	440-636-3623

NOMAC Website:

[www.northernohiomodela.com](http://www.northernohiomodela.com)



## Technical Sessions Scheduled

April	TBD
-------	-----

## 2020 NOMAC Monthly Meetings and Events

January 20	NOMAC Meeting
February 17	NOMAC Meeting
March 13-15	Piston and Powered Show
March 16	NOMAC Meeting
April 20	NOMAC Meeting
TBD	Amish Tour
May 10	Ruple Ford Museum Tour
May 18	NOMAC Meeting
June 15	NOMAC Meeting
TBD	Summer Picnic
July 20	NOMAC Meeting
August 17	NOMAC Meeting
August 26	Apples and Autos Show
September 21	NOMAC Meeting
TBD	National Model A Day
September 19	NOMAC Tour
October 19	NOMAC Meeting
TBD	Fall Clam Bake
November 16	NOMAC Meeting & Elections
December 21	NOMAC/AACA Dinner



## Madden's Muffler – Puffing out Model A Thoughts

It's not dark at 5pm anymore! We must be getting close to spring! Hip hip hooray! There is a light at the end of the cold tunnel. Looking forward to being able to get outside more consistently. Also hoping all of this bad news swirling around goes away too! As I write this, the Piston Powered Show is cancelled, sporting events are cancelled and we are being told that anyone that can work from home, should work from home for the foreseeable future. I hope that you and your families stay safe and healthy.

Well I have a story that will at least add a little humor to these troubling times. Last weekend, it was really nice, so I went to get the Vicky out of storage. Straightforward job – it went into the barn running great, should come out easily, right? WRONG! Wouldn't start, flooded carb, no spark, no juice to points. Trouble shooted it for hours to find out someone, inexplicably, the upper plate was shorting out on the distributor body. I run the modern points, with wireless upper plate. I get the car home and my plan is to clean it the next week, 3/ 14-15 in time to have it ready for the Piston Powered Show 3/20-22. Then on Wednesday I get a call from Ken, asking me if I'm bringing my car today. "Uhhh, the show's next week Ken, right?" WRONG! Somehow I had the right dates in the newsletter, but not my personal calendar. Unfortunately, I was able to get my car to the IX Center – now I have to go bring it back home a day later. Word of advice – double check dates! 😊

As of now we still have a meeting scheduled for Monday. If it does get cancelled, we will give as much notice as possible.

See you Monday  
-Josh

P.S. Thank you to Ken, Tony and everyone else that put in time getting the display ready for the Piston Powered Show. Hopefully we can use the display at another event this summer.



## Fred Rambling "A" Round

As this newsletter reaches you, we are busy at the Piston Powered Show. All the hard work is now coming to an end. I want to personal thank everyone who has worked to make this show a success. Everyone worked hard getting these cars ready. Ken and the rest of the members have really out done themselves on the display.

At the last meeting, it was decided to do a tour and a restaurant for the summer picnic on July 18th. Details will be forth coming in the next couple of months. We now have a schedule for the events in Burton. I am hoping we will be able to get a nice showing at these events. If you know of an event that might be enjoyed by the group, let us know so we can become involved.

Don't forget this month's meeting will be at the Walton Hills Event Center, 14660 Alexander Road. Entrance is on Nodding Hill Drive.

**"Don't just belong, get involved."**

-Fred

## Upcoming Events

- March 13-15 – Piston Powered Show – IX Center – **CANCELLED**
- March 16 – NOMAC Club Meeting – Walton Hills Event Center: **14460 Alexander Rd, entrance on Nodding Hill Dr.**

## NOMAC Meeting Minutes No Club Notes for February

If you haven't yet  
Don't Forget



Renew your 2020 membership  
today

Call 866-379-3619  
or visit  
[www.mafca.com](http://www.mafca.com)

## Model A Youth Restoration Award

Every two years since 1994, the Model A Youth Restoration Awards (MAYRA) program gives financial assistance to youth who are restoring a Model A. They must be between ages 12 and less than 22 when the awards are announced. Every applicant who meets the award requirements will receive the same amount. In 2018, nine youth each received \$2,200 in financial support. If you know of a youth who is working on a Model A, please tell him or her about the program. All the details are on the website – [www.modelarestorationaward.org](http://www.modelarestorationaward.org). The deadline for filing for a 2020 award is May 31, 2020.

MAYRA's guiding philosophy is that the future of the hobby rests with instilling an interest and love for the Model A in youth. Once that interest takes hold, the youth is more likely to stick with the hobby or rekindle the interest in the hobby at a later point in life. And being successful in the restoration often depends on finances and that is MAYRA helps.



The program requires just two things, youth and donations:

- Youth – If you know of someone, please tell them.
- Donations – The program is funded with donations from Model A clubs, the national organizations of the MAFCA and the MARC, Model A parts and services vendors, individuals and memorials. We are a 501 (c) 3 educational organization.

Thanks for your help, Send your donation to: MAYRA, 13478 Egbert Street, Sylmar, CA 91342

Bob Moore 626-358-2027

Website: [www.modelarestorationaward.org](http://www.modelarestorationaward.org)

MAYRA President

## Newsletter Request

Hey everyone – putting the newsletter together is a challenge from month to month to have new and relevant information for you – and it's also fun! I would ask that you please send me pictures, stories, tips that you might have so that I can include in the newsletter. Whether it's a silly story like being a week off when you think a car show is happening, to finding a new part being offered for our cars – these are things that we want to share! It would make my job a heckuva lot easier too! I appreciate your consideration!

-Josh





## Technical Question

Jim Cannon Tech Tip



### Jim's Tech Tip by Jim Cannon

#### Check Your Oil Filler Pipe and Cap

Many Model A owners experience excessive oil leaks when driving their car, often out the rear main seal. One simple thing that can cause this is a restriction in the oil filler pipe. Take the cap off and look down the pipe with a good light. You should only see a series of little metal baffles, half-moon in shape, inside the filler pipe. If you find where someone has covered the pipe with a sock, or stuffed a piece of cloth down in the filler pipe to stop oil from coming out the filler when driving, this will put pressure inside the crankcase and force oil out the rear main seal while you drive. Easy to fix: get that stuff out of there!



Copyright © 2003 - [www.modela.com](http://www.modela.com)

While you have it off, also inspect the inside of the oil filler cap. It, too, needs to be clear inside. No pieces of steel wool, pot scrubber, or old sock in the cap! Look for evidence of someone accidentally pushing the oil filler cap on too far. When you do, you bend the little tabs inside the cap and mash it all the way down on the pipe. This blocks the engine's ability to vent the crankcase, builds up pressure, and causes a bad leak out the rear main seal.

*I hope this little tip helps you stop that oil leak while driving. Have a Model A Day!*

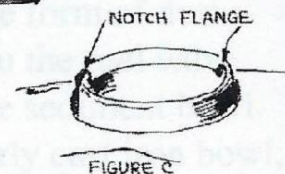
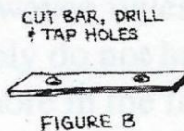
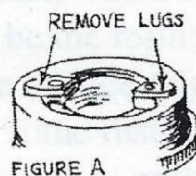
*Jim*

### SECURING RADIATOR ORNAMENTS

If a quail or other permanent base, flip-top radiator ornament fits loosely or is chipped, it may come off too easily. This procedure will remedy the situation and make the ornament solid - removable only with an Allen wrench. My quail used to fit so loosely that I removed it whenever I left the Ford unattended. Remove the brass lugs on the bottom of your cap. These are usually held on with Allen head screws. See figure A.

Cut a piece of metal bar with the same width as the removed lugs. The bar should be about the same thickness as the lugs. The length of the bar should be as long as possible within the diameter of the radiator neck under the flange. Test the cut bar for fit. It should have about 3/16" play on the ends. Drill and tap the bar to accommodate the Allen head screws. See Figure B. Some of the material may have to be removed from the area of the lugs on the cap base. If so, file very carefully and remove only the necessary material for the bar to fit snugly. Notch the radiator neck flange with a small file (or a broken round file chucked in an electric drill) where the new bar will be when the cap is in place. File and fit until this notch is as deep as practical for your cap. See Figure C.

With the new locking bar loosely attached, put the cap on and tighten the Allen head screws. As the screws are tightened, the bar will be pulled up into the notches, holding the base firmly. The bar does cover part of the radiator opening, but it doesn't keep you from checking the coolant level nor does it interfere with the overflow tube.





## NOMAC Classifieds

### Wanted

Victoria Front Seats – contact Josh Madden at 330-283-1623

### For Sale

1929 Model A Roadster – The odometer shows 946 miles since restoration. \$17,000 Contact Ron Moskowitz 440 247-5662

Model A Engine – #A1673762, has three pistons, cam, valves and crank. Also included is bell housing, fly wheel, clutch, valve cover, oil return pipe and oil pan. \$150. Contact Josh Madden at 330-283-1623

Model A Engine and Transmission - #A1797996, complete engine minus carb, generator and water pump. Transmission attached, engine is currently stuck. \$300. Contact Josh Madden at 330-283-1623



**TUDOR AND COUPE OWNERS, REJOICE**

**POCKET T-SHIRTS HAVE ARRIVED!**

**IN HANDSOME BLUE OR GRAY**

**\$18 (\$17 NO POCKET)  
PLUS SHIPPING  
ADD \$3 FOR XXL**

**ORDER YOUR POCKET-T TODAY!**

TO ORDER: [WWW.MAFCA.COM](http://WWW.MAFCA.COM)  
OR 1-866-379-3619

SMALL DESIGN ON FRONT.  
LARGE DESIGN ON BACK



**MAFCA's 2020 Convention**  
In the Beautiful Texas Hill County

**June 21-26, 2020**

**Host Hotel**  
The World Famous  
YO Ranch Hotel and Conference Center

*Put it on your calendar now!*

## Services Offered

**Need some work done on your Model "A"? Here is a list of businesses and/or people who are known entities and have been recommended by club members. These services are tried and true. Have you had good service?**

**Please add to the list so that we all know where to go!**

### PARTS

- John Holland 7208 West law Rd. Valley City Oh. 330-483-3896
  - Carburetors, Model "A" Parts
- Gene Brolund, 131 Singer Ave, P.O. Box 224, Grand River, Oh 440-352-8005
  - Steering boxes, carburetors, windshield wipers, others
- Paul Eippert, Model "A" Parts Mineral Ridge, OH 330-652-0038
- Snyder's Antique Auto Parts, 12925 Woodworth Rd 888-262-5712  
New Springfield, Oh 44443
- Bratton's Antique Auto Parts, 1606 Back Acre Circle, 301-829-9880  
Mount Airy, MD 21771
- Mac's Auto Parts, 6150 Donner Rd., PO Box 238 877-220-8230  
Lockport, NY 14095

### SALVAGE

- S & W Auto Salvage 10635 Shanks Rd, Garrettsville 330-307-3139
  - Specializes in 1920s, 30s, 40s, 50s automobiles and trucks
- Budds Auto and Truck 2350 SR 14 Deerfield, OH 44411 330-947-2002
  - Parts '59 and older whole cars and trucks

### RESTORATION AND MECHANICAL WORK

- Don Davison, 11408 Wheeler Rd. Garrettsville, Oh 330-357-6290
  - All aspects of restoration body, engine rebuilding
- Zembur Enterprises Mechanical Work, N. Lima OH 330-549-3605
- Matlins Transmission, Aurora Ohio contact Matt 330-562-6734
- CAE-- Certified Auto Electric, 225 Northfield Rd., Bedford Ohio 440-439-1100
- Buckeye Auto Electric, Painesville, OH, Joe Mazzone 440-354-2060
  - Specializing in antique autos, Model "A"
- Integrity Auto Care, Akron, fixing horns Philip Evans 330-689-2100

### UPHOLSTERY

- J's Upholstery, 6865 Tallmadge Rd., Rootstown, Ohio 44272 330-325-1610
- Sutton Upholstery Jim and Ike Sutton 3505 North Ridge Rd. Perry, Ohio 440-361-0049
  - Good quality, reasonable auto upholstery
- Portage Trim, 3097 Ohio 59, Ravenna, OH 44266 330-296-5511
- Sullivan Upholstery LLC, 12 TWP. Rd. 1281, New London, Oh, 44851 419-929-1400

### PAINTING/PINSTRIPING

- Chip Judd, pin striping on cars. 4296 East River Rd. 440-258-1075  
Sheffield Village, Ohio 44054
- Custom Paint and Detail, painting and Pin striping, Matt Smith 330-571-4595

### SANDBLASTING/POWDER COATING

- Summit Powder Coaters, 619 S. Van Buren av. Barberton, OH 330-753-7040
- Diversified Maintenance—Sandblasting Michael Molnar 330-549-3605  
N. Bloomfield, OH
- Custom Sandblasting and Priming (Summer only) Daniel Gingrich 330-565-2618  
16640 Madison Rd. (SR 528) Middlefield, Ohio 44062 440 548-5866
- Backwoods Blasting and Powder Coating, Kent, OH 330-678-0048  
Ask for Doug

### INSURANCE

- Hagerty Insurance, Contact Jim Englert, Kim Todd 419-271-3835  
419-271-0049

### OTHER

- Ameriprint, Printing, copying and graphics, Olmstead Falls 440-235-6094  
Contact Tony Caterino
- License plate restoration Joe Ledford, 3 Ledford Ln, P. O. Box 83 H 919 365-7176  
Wendell, NC 27591-7207 jlaverne@bellsouth.net C 919-271-1197