



**Bakersfield Elementary  
Teachers Association**

# **2019-2020 Administration/Site Climate Survey**

## **Gallegos Area**

Cato

Chavez

Downtown

Fletcher

Horace Mann

Hort

Jefferson

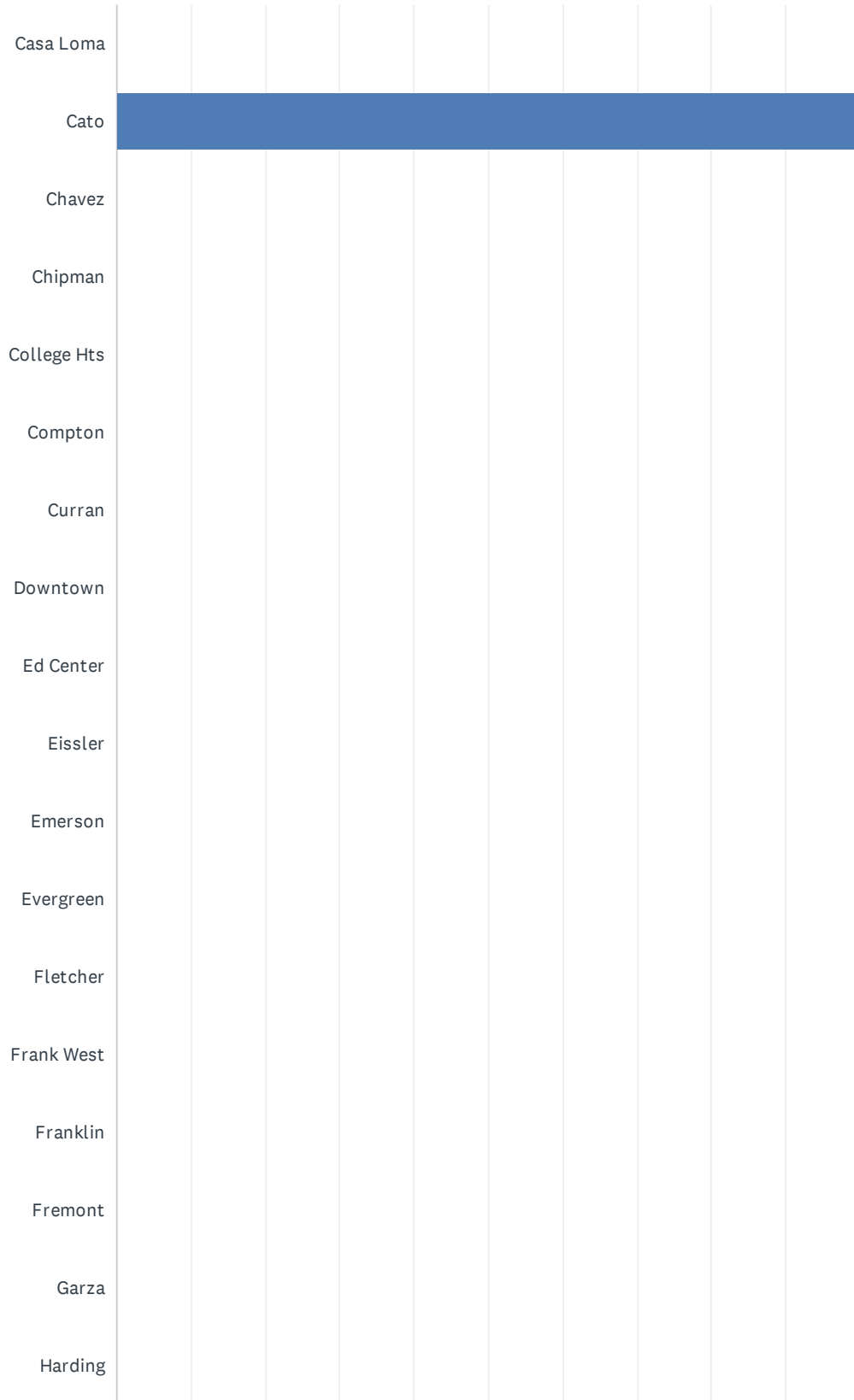
Stiern

Voorhies

Williams

**Q1 School Site (If you work at multiple sites choose your home site OR complete a survey for each site at which you spend significant time.)**

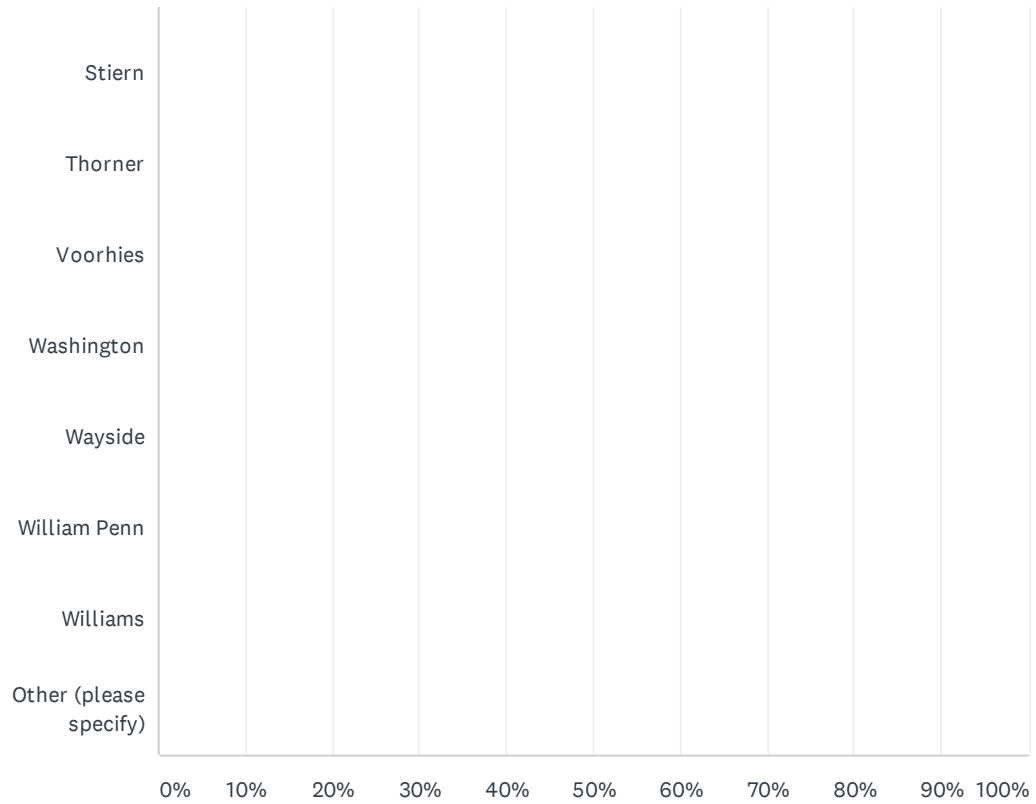
Answered: 6 Skipped: 0



# 2019-2020 BETA Administration/Site Climate Survey

Harris										
Horace Mann										
Hort										
Jefferson										
Longfellow										
McKinley										
Mt.Vernon										
Munsey										
Nichols										
Noble										
Nurses										
Owens Intermediate										
Owens Primary										
Pauly										
Pioneer										
Rafer Johnson										
Roosevelt										
Sequoia										
Sierra										
Special Ed Office										
Stella Hills										

## 2019-2020 BETA Administration/Site Climate Survey



# 2019-2020 BETA Administration/Site Climate Survey

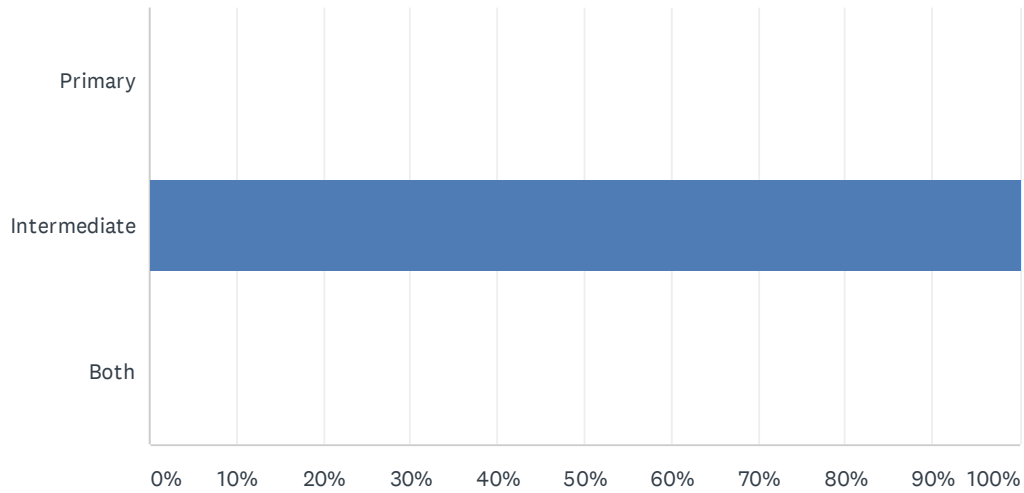
ANSWER CHOICES	RESPONSES	
Casa Loma	0.00%	0
Cato	100.00%	6
Chavez	0.00%	0
Chipman	0.00%	0
College Hts	0.00%	0
Compton	0.00%	0
Curran	0.00%	0
Downtown	0.00%	0
Ed Center	0.00%	0
Eissler	0.00%	0
Emerson	0.00%	0
Evergreen	0.00%	0
Fletcher	0.00%	0
Frank West	0.00%	0
Franklin	0.00%	0
Fremont	0.00%	0
Garza	0.00%	0
Harding	0.00%	0
Harris	0.00%	0
Horace Mann	0.00%	0
Hort	0.00%	0
Jefferson	0.00%	0
Longfellow	0.00%	0
McKinley	0.00%	0
Mt.Vernon	0.00%	0
Munsey	0.00%	0
Nichols	0.00%	0
Noble	0.00%	0
Nurses	0.00%	0
Owens Intermediate	0.00%	0
Owens Primary	0.00%	0
Pauly	0.00%	0

## 2019-2020 BETA Administration/Site Climate Survey

Pioneer	0.00%	0
Rafer Johnson	0.00%	0
Roosevelt	0.00%	0
Sequoia	0.00%	0
Sierra	0.00%	0
Special Ed Office	0.00%	0
Stella Hills	0.00%	0
Stiern	0.00%	0
Thorner	0.00%	0
Voorhies	0.00%	0
Washington	0.00%	0
Wayside	0.00%	0
William Penn	0.00%	0
Williams	0.00%	0
Other (please specify)	0.00%	0
Total Respondents: 6		

## Q2 Instructional Grade Level or Support Services

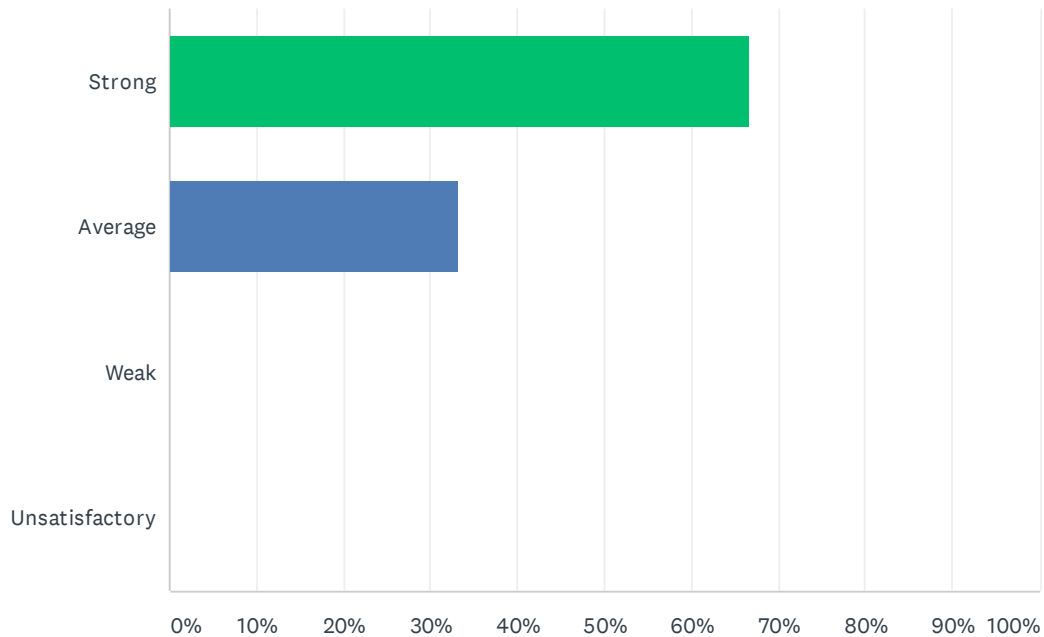
Answered: 6   Skipped: 0



ANSWER CHOICES	RESPONSES	
Primary	0.00%	0
Intermediate	100.00%	6
Both	0.00%	0
TOTAL		6

### Q3 Site administration is sensitive to the needs of students, staff, and community.

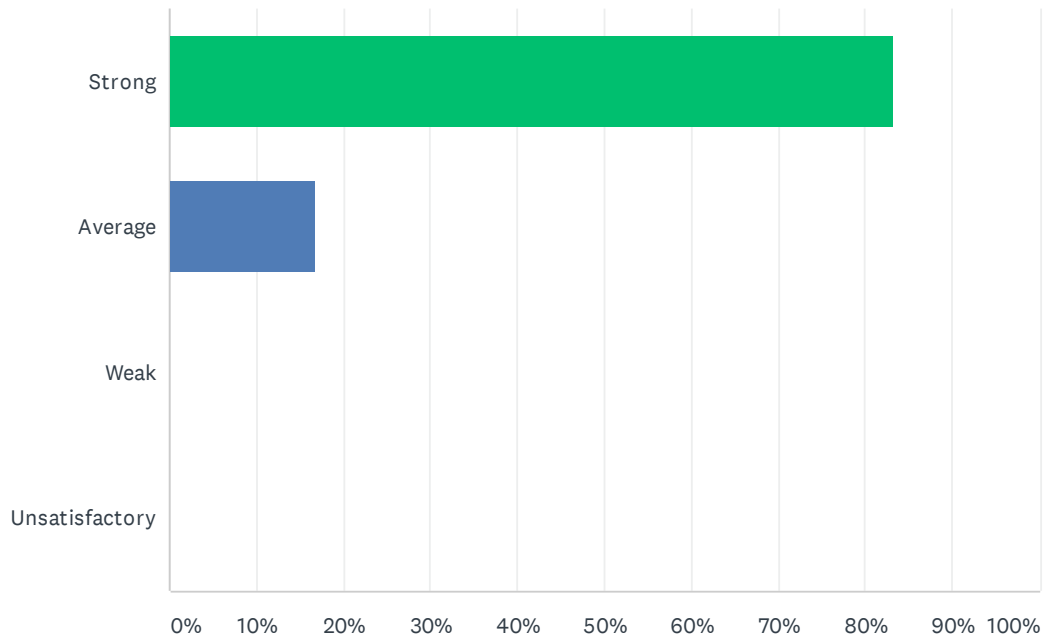
Answered: 6 Skipped: 0



ANSWER CHOICES	RESPONSES	
Strong	66.67%	4
Average	33.33%	2
Weak	0.00%	0
Unsatisfactory	0.00%	0
TOTAL		6

## Q4 Site administration treats staff with respect; you feel like a valued member of a team

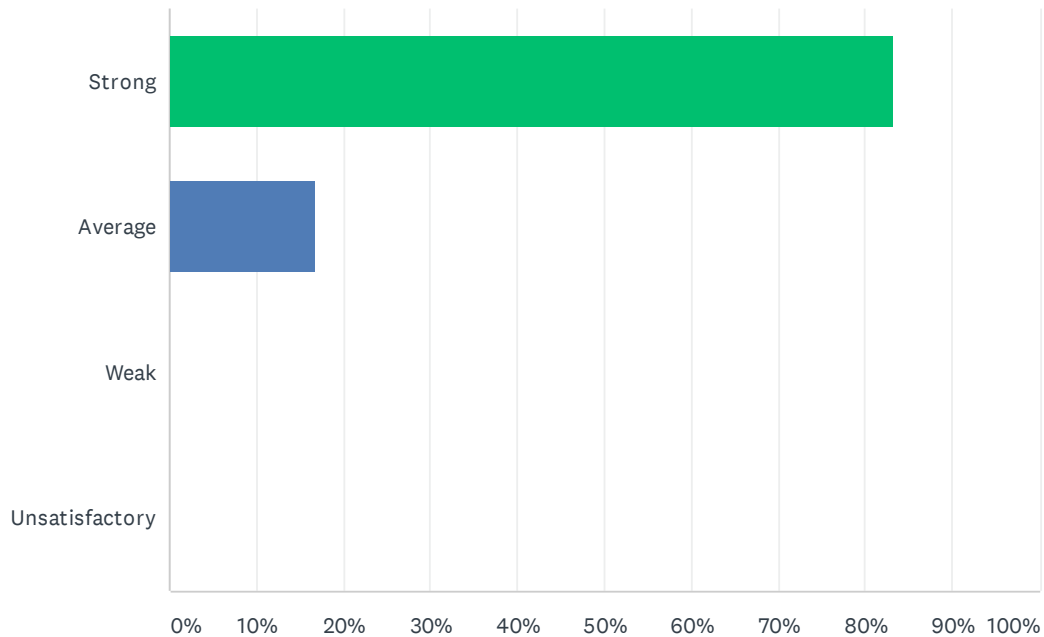
Answered: 6 Skipped: 0



ANSWER CHOICES	RESPONSES	
Strong	83.33%	5
Average	16.67%	1
Weak	0.00%	0
Unsatisfactory	0.00%	0
TOTAL		6

## Q5 Site administration conducts classroom visits (walk-through) in least the disruptive manner and leaves timely feedback (within 24 hours).

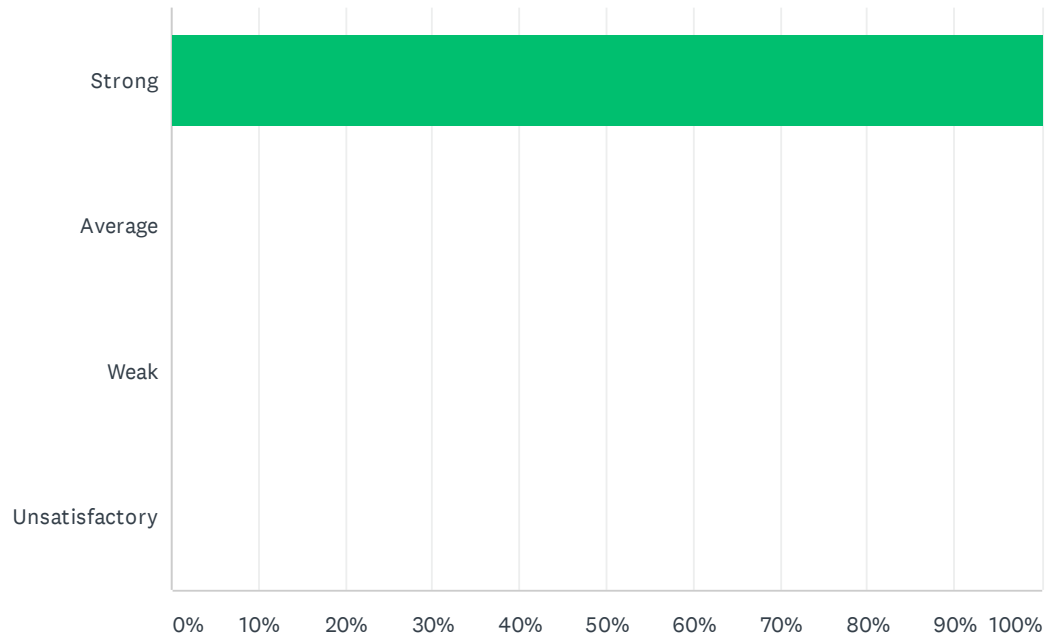
Answered: 6 Skipped: 0



ANSWER CHOICES	RESPONSES	
Strong	83.33%	5
Average	16.67%	1
Weak	0.00%	0
Unsatisfactory	0.00%	0
TOTAL		6

## Q6 Site administration follows the contract and respects personal rights.

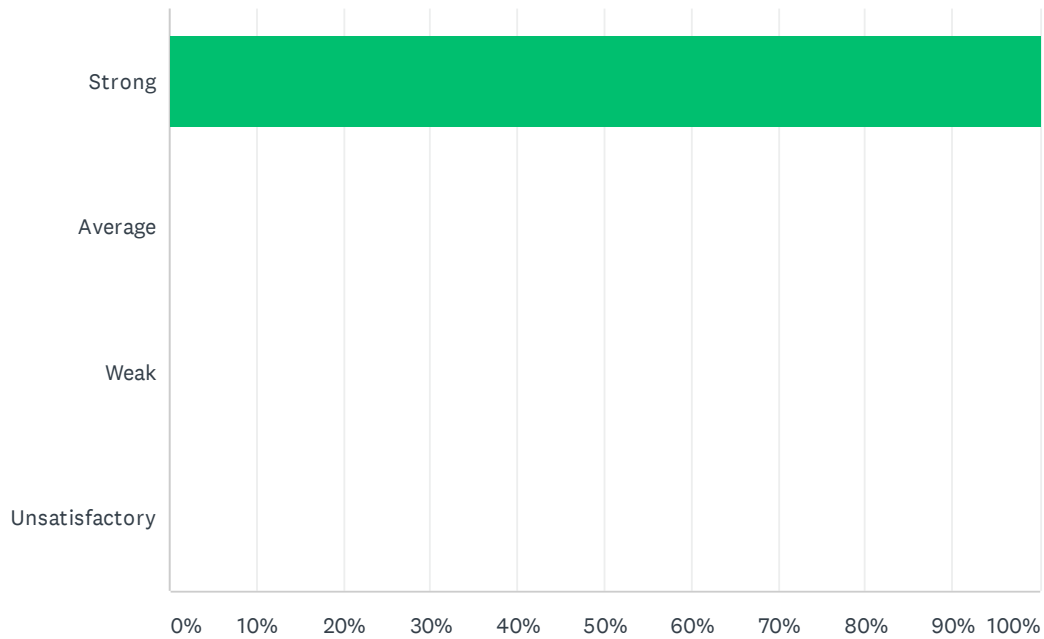
Answered: 6   Skipped: 0



ANSWER CHOICES	RESPONSES	
Strong	100.00%	6
Average	0.00%	0
Weak	0.00%	0
Unsatisfactory	0.00%	0
TOTAL		6

## Q7 Administration utilizes staff according to their job description (ie. Coaches, APL's, Specialists & Staff).

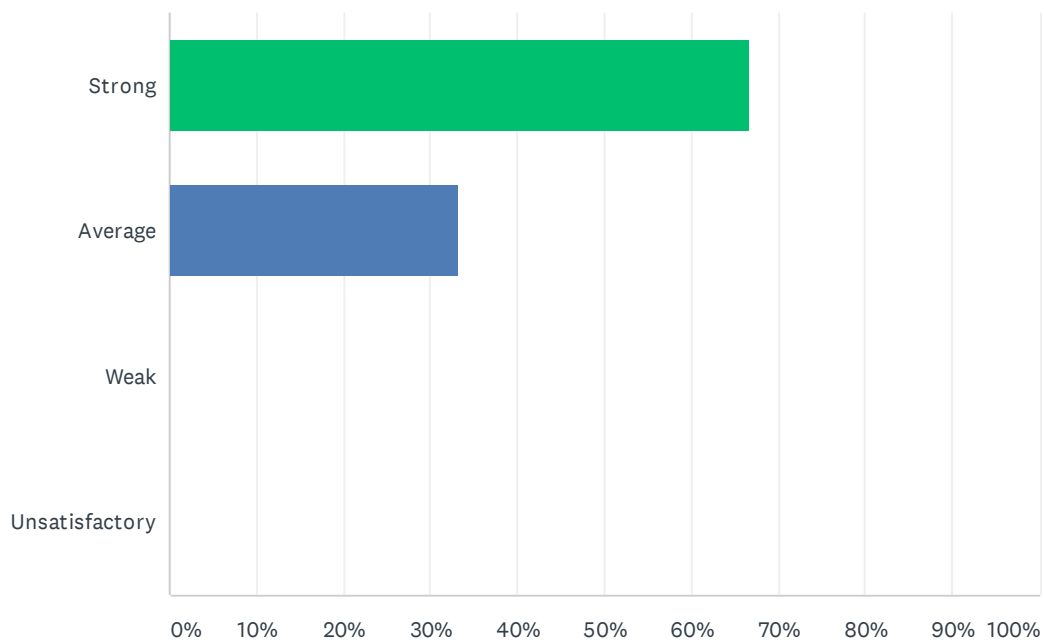
Answered: 6 Skipped: 0



ANSWER CHOICES	RESPONSES	
Strong	100.00%	6
Average	0.00%	0
Weak	0.00%	0
Unsatisfactory	0.00%	0
TOTAL		6

## Q8 Administration maintains open communication with staff, parents, and students.

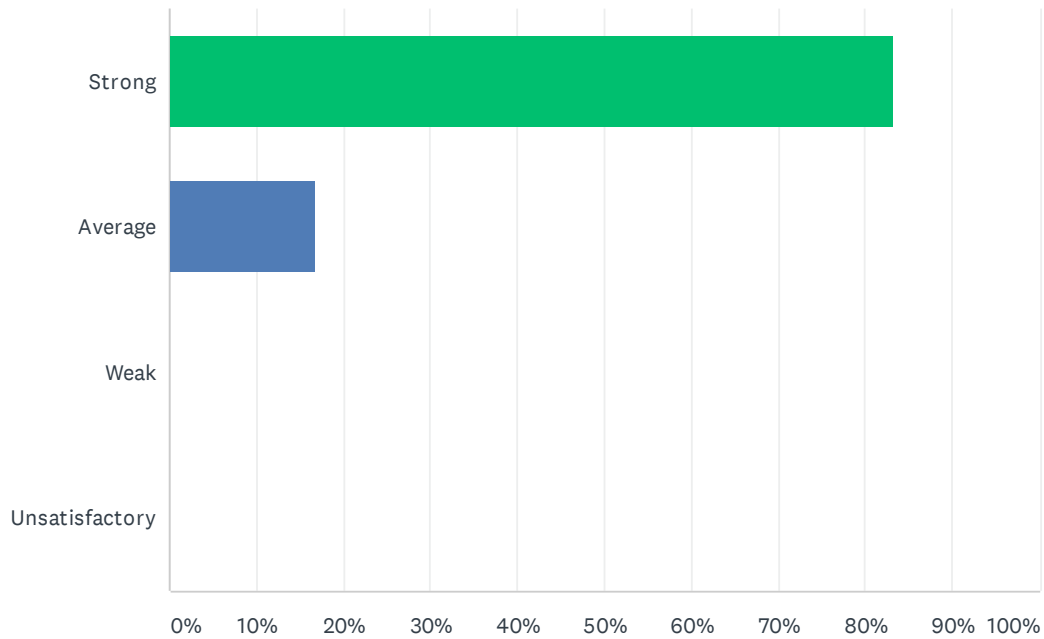
Answered: 6 Skipped: 0



ANSWER CHOICES	RESPONSES	
Strong	66.67%	4
Average	33.33%	2
Weak	0.00%	0
Unsatisfactory	0.00%	0
TOTAL		6

## Q9 Administration supports staff against attacks and criticism from parents.

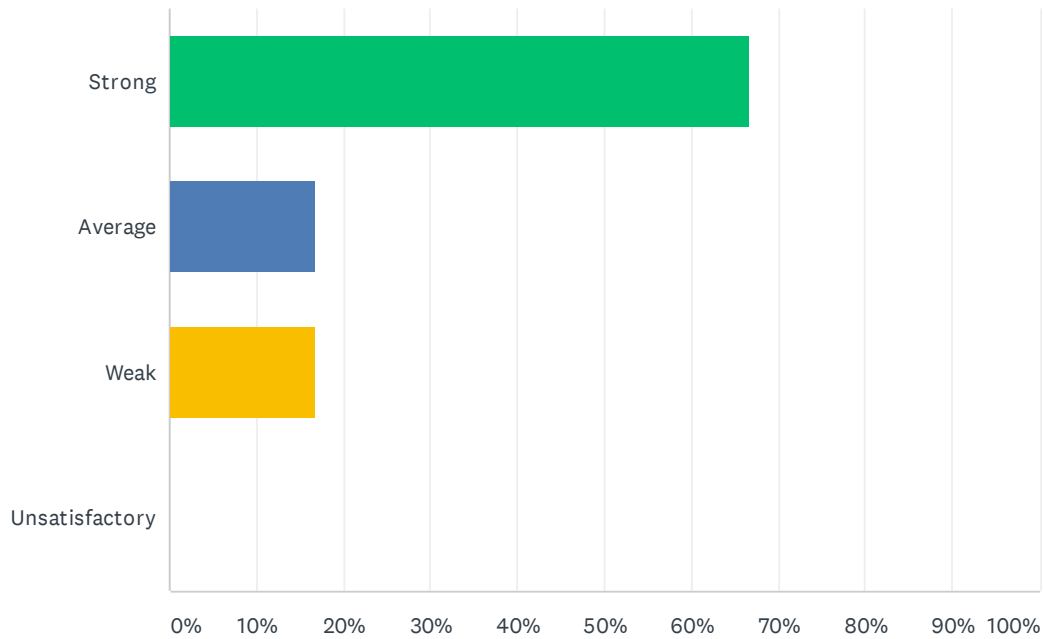
Answered: 6 Skipped: 0



ANSWER CHOICES	RESPONSES	
Strong	83.33%	5
Average	16.67%	1
Weak	0.00%	0
Unsatisfactory	0.00%	0
TOTAL		6

## Q10 Site administration treats all teachers equally; there is no preferential treatment.

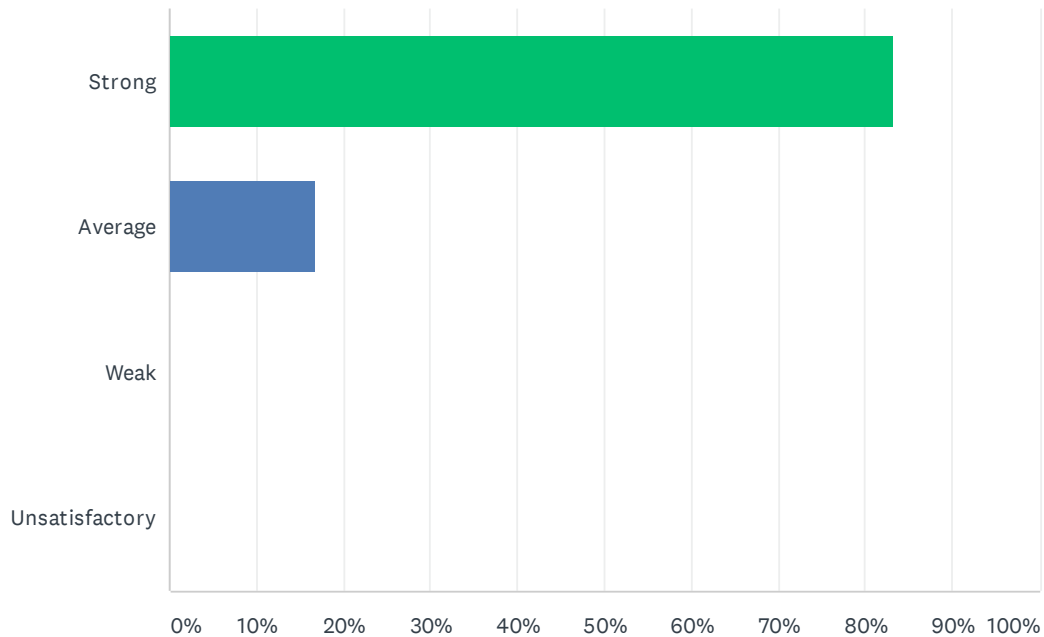
Answered: 6 Skipped: 0



ANSWER CHOICES	RESPONSES	
Strong	66.67%	4
Average	16.67%	1
Weak	16.67%	1
Unsatisfactory	0.00%	0
TOTAL		6

## Q11 Administration supports classroom discipline procedures and follows District discipline guidelines.

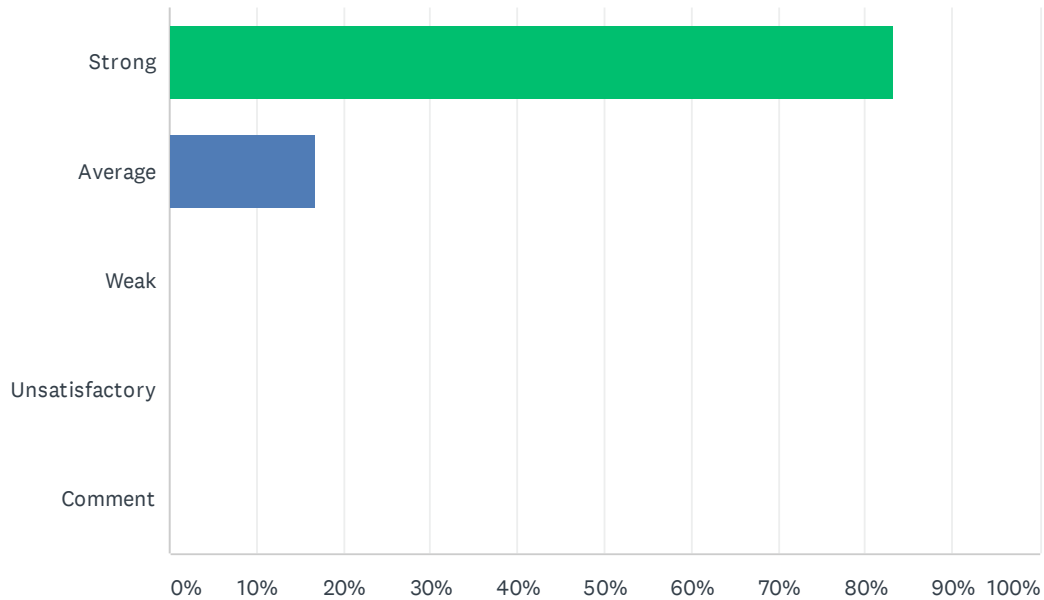
Answered: 6 Skipped: 0



ANSWER CHOICES	RESPONSES	
Strong	83.33%	5
Average	16.67%	1
Weak	0.00%	0
Unsatisfactory	0.00%	0
TOTAL		6

## Q12 Administration processes ODR's (Office Disciplinary Referrals) within 48 hours and supports staff when discipline moves beyond classroom managed behaviors.

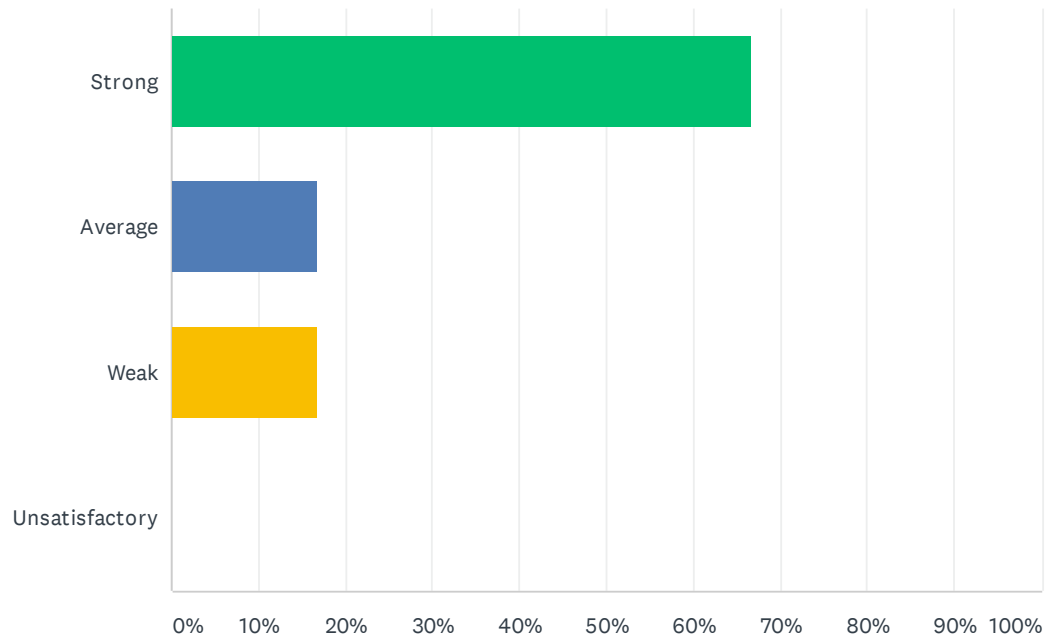
Answered: 6 Skipped: 0



ANSWER CHOICES	RESPONSES	
Strong	83.33%	5
Average	16.67%	1
Weak	0.00%	0
Unsatisfactory	0.00%	0
Comment	0.00%	0
TOTAL		6

### Q13 Administration treats teachers as professionals; the teacher's word is not disregarded in favor of the student's.

Answered: 6 Skipped: 0



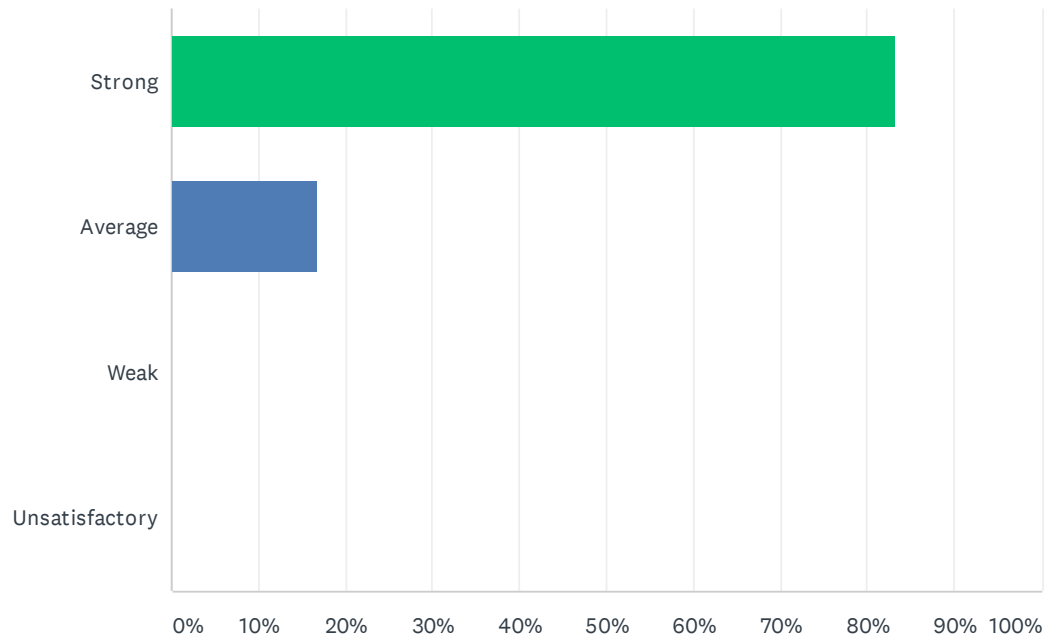
ANSWER CHOICES	RESPONSES	
Strong	66.67%	4
Average	16.67%	1
Weak	16.67%	1
Unsatisfactory	0.00%	0
<b>TOTAL</b>		<b>6</b>

Q14 How do you feel that your administration positively/negatively impacts working conditions at your site?

Answered: 4   Skipped: 2

## Q15 Site staff is involved in setting school policies and budgetary priorities.

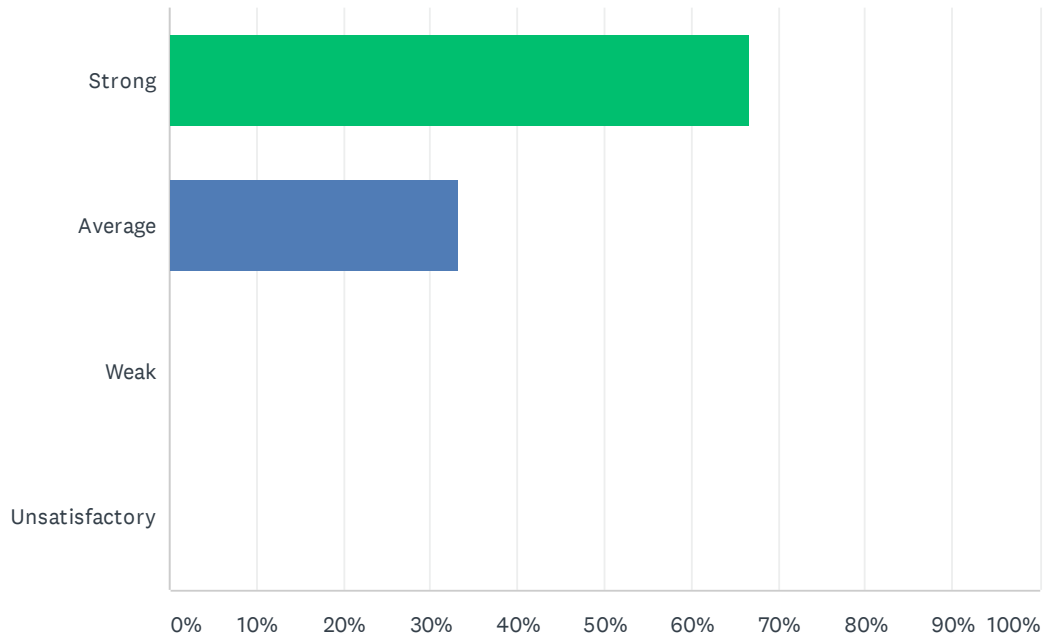
Answered: 6 Skipped: 0



ANSWER CHOICES	RESPONSES	
Strong	83.33%	5
Average	16.67%	1
Weak	0.00%	0
Unsatisfactory	0.00%	0
TOTAL		6

## Q16 Site meetings are productive and not excessive.

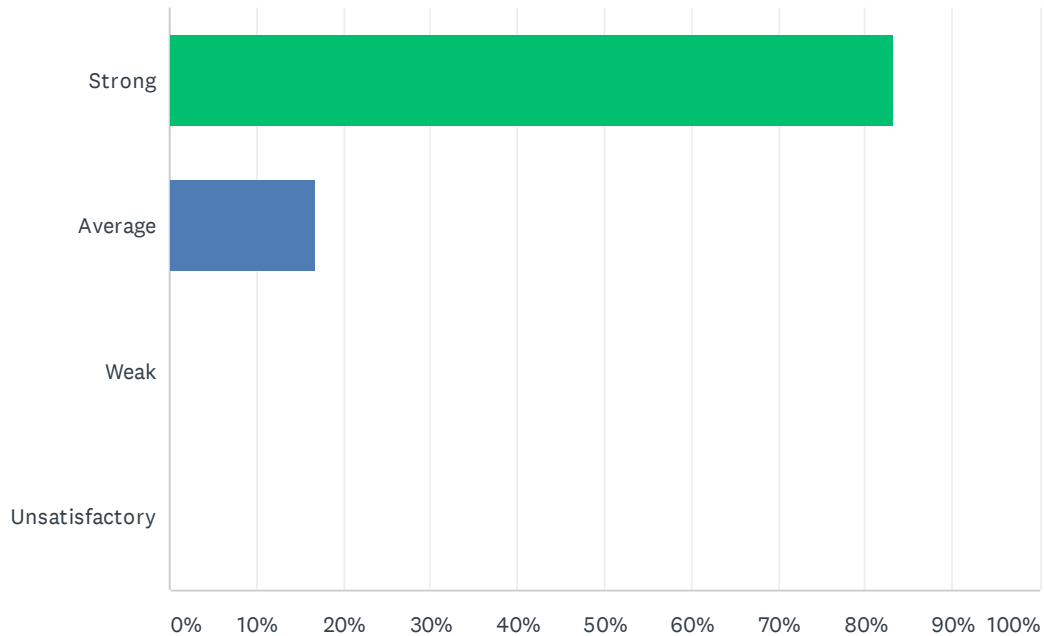
Answered: 6 Skipped: 0



ANSWER CHOICES	RESPONSES	
Strong	66.67%	4
Average	33.33%	2
Weak	0.00%	0
Unsatisfactory	0.00%	0
TOTAL		6

Q17 Bank days are used for PLC activities; Site administration uses two Bank Days a month and staff gets uninterrupted planning/preparation time twice a month during Bank Days.

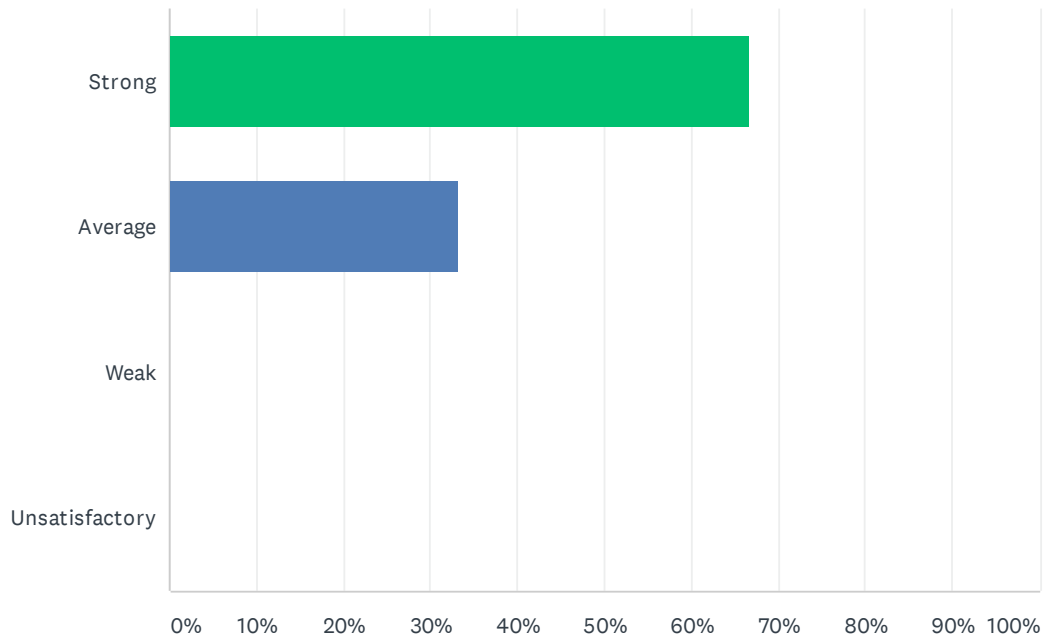
Answered: 6 Skipped: 0



ANSWER CHOICES	RESPONSES	
Strong	83.33%	5
Average	16.67%	1
Weak	0.00%	0
Unsatisfactory	0.00%	0
TOTAL		6

## Q18 My site receives daily consecutive uninterrupted planning/preparation time. (30 minutes / 40 minutes)

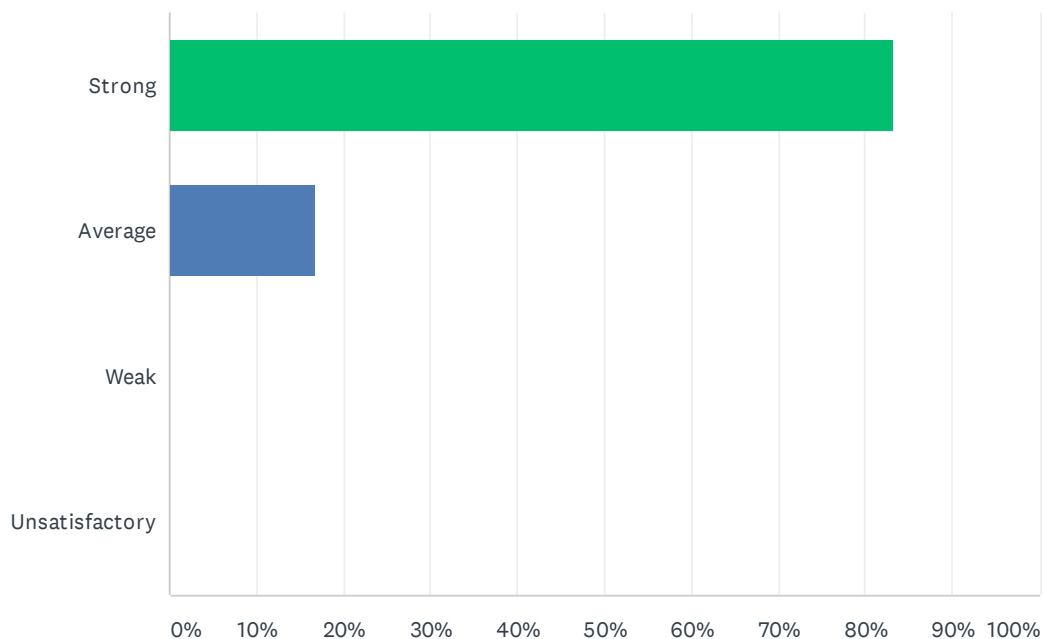
Answered: 6 Skipped: 0



ANSWER CHOICES	RESPONSES	
Strong	66.67%	4
Average	33.33%	2
Weak	0.00%	0
Unsatisfactory	0.00%	0
TOTAL		6

## Q19 Staff is given time to input district required data (ie. Benchmarks, Dibels, CFAs, Report Card, and etc).

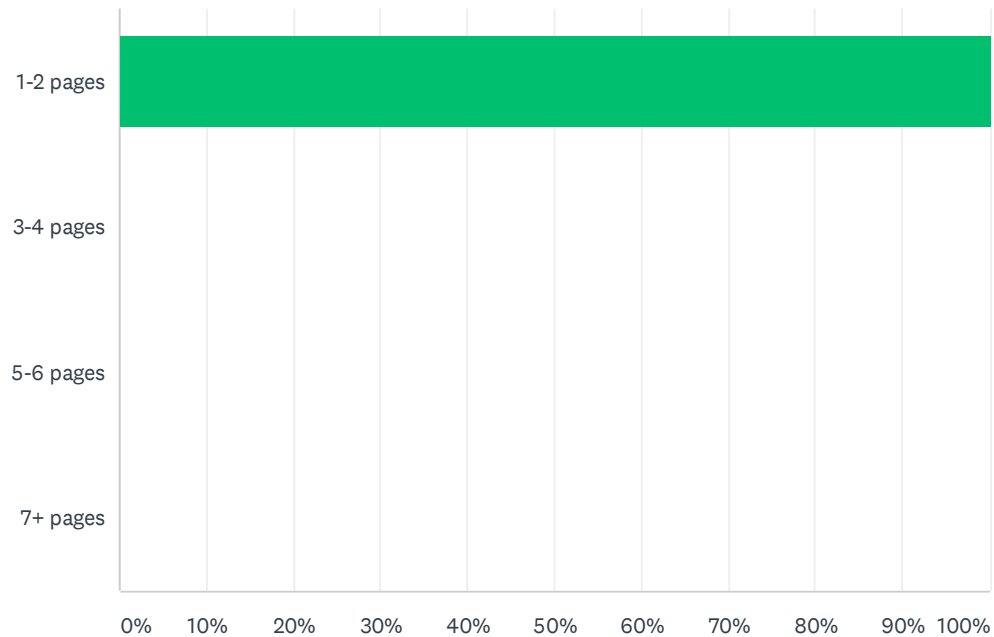
Answered: 6 Skipped: 0



ANSWER CHOICES	RESPONSES	
Strong	83.33%	5
Average	16.67%	1
Weak	0.00%	0
Unsatisfactory	0.00%	0
TOTAL		6

## Q20 Teachers are required to submit complete, but not excessively lengthy lesson plans.

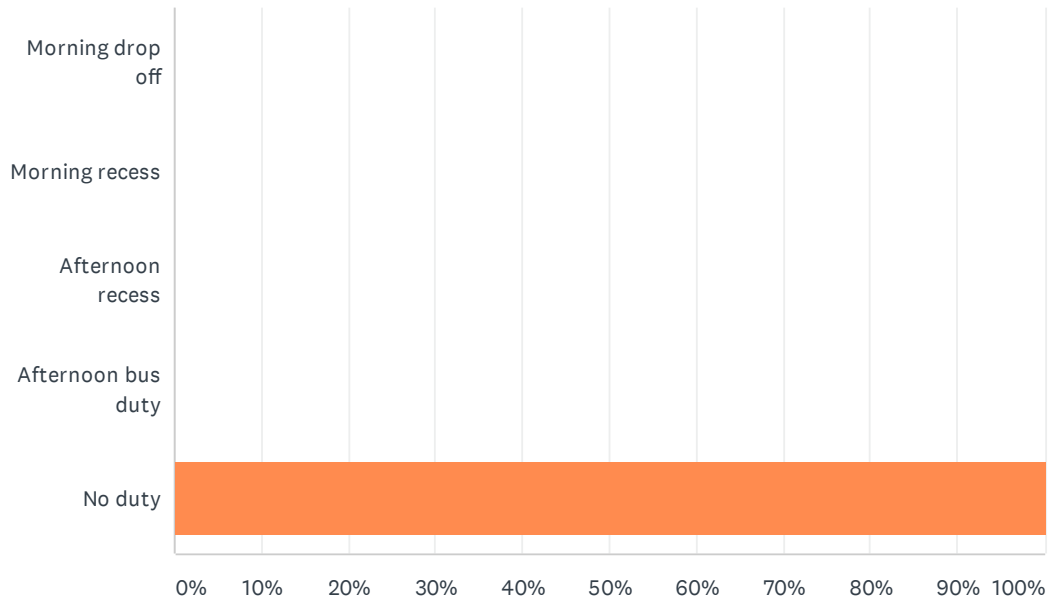
Answered: 6 Skipped: 0



ANSWER CHOICES	RESPONSES	
1-2 pages	100.00%	6
3-4 pages	0.00%	0
5-6 pages	0.00%	0
7+ pages	0.00%	0
TOTAL		6

## Q21 Staff has recess and/or bus duty.

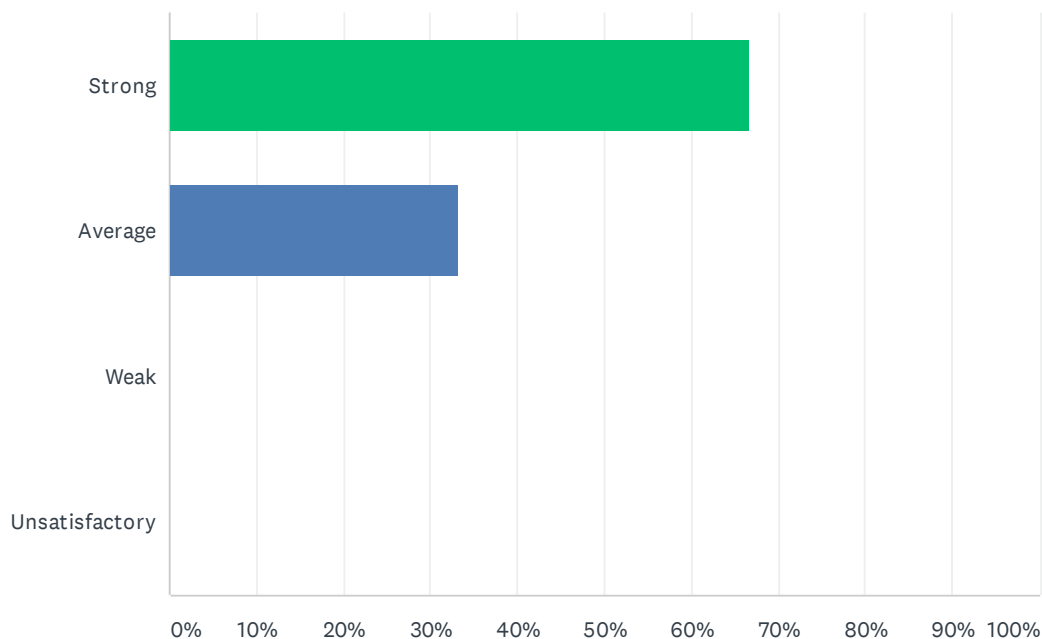
Answered: 6 Skipped: 0



ANSWER CHOICES	RESPONSES	
Morning drop off	0.00%	0
Morning recess	0.00%	0
Afternoon recess	0.00%	0
Afternoon bus duty	0.00%	0
No duty	100.00%	6
Total Respondents: 6		

## Q22 The Special Education Department is assisting you with your questions, problems, and concerns.

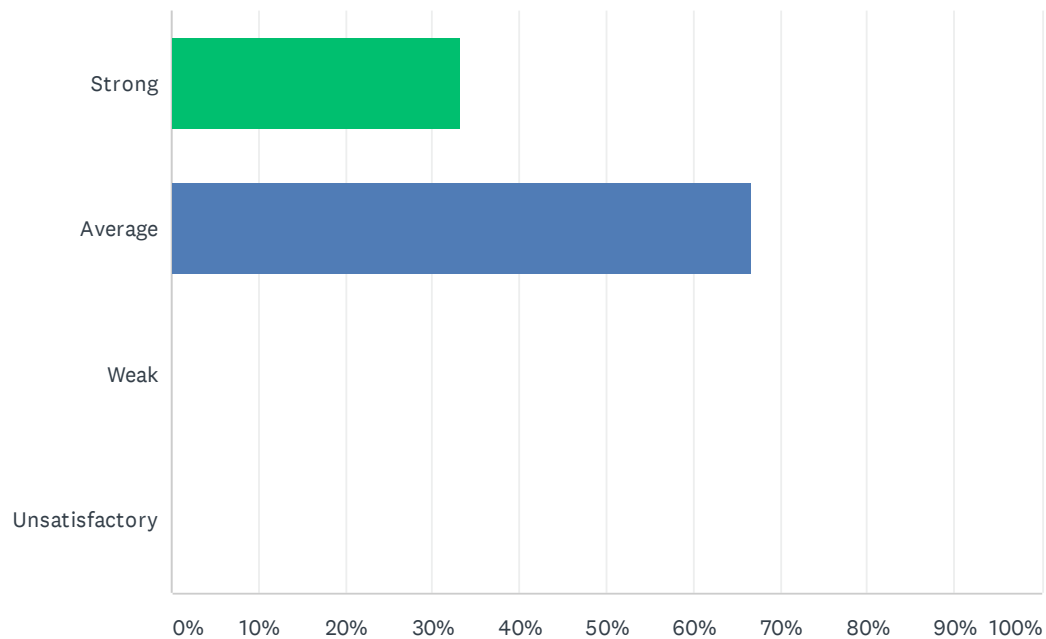
Answered: 3   Skipped: 3



ANSWER CHOICES	RESPONSES	
Strong	66.67%	2
Average	33.33%	1
Weak	0.00%	0
Unsatisfactory	0.00%	0
TOTAL		3

## Q23 Special Education class size is balanced within each program to ensure student safety and individualized instruction.

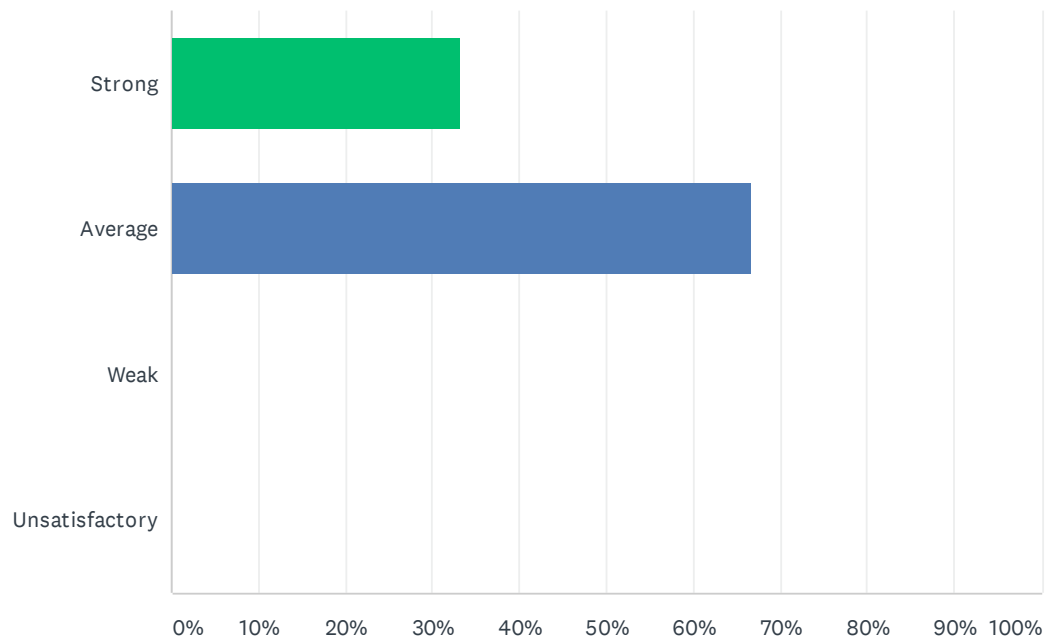
Answered: 3   Skipped: 3



ANSWER CHOICES	RESPONSES	
Strong	33.33%	1
Average	66.67%	2
Weak	0.00%	0
Unsatisfactory	0.00%	0
TOTAL		3

## Q24 Special education teachers have opportunities to participate in school-based, content area staff development.

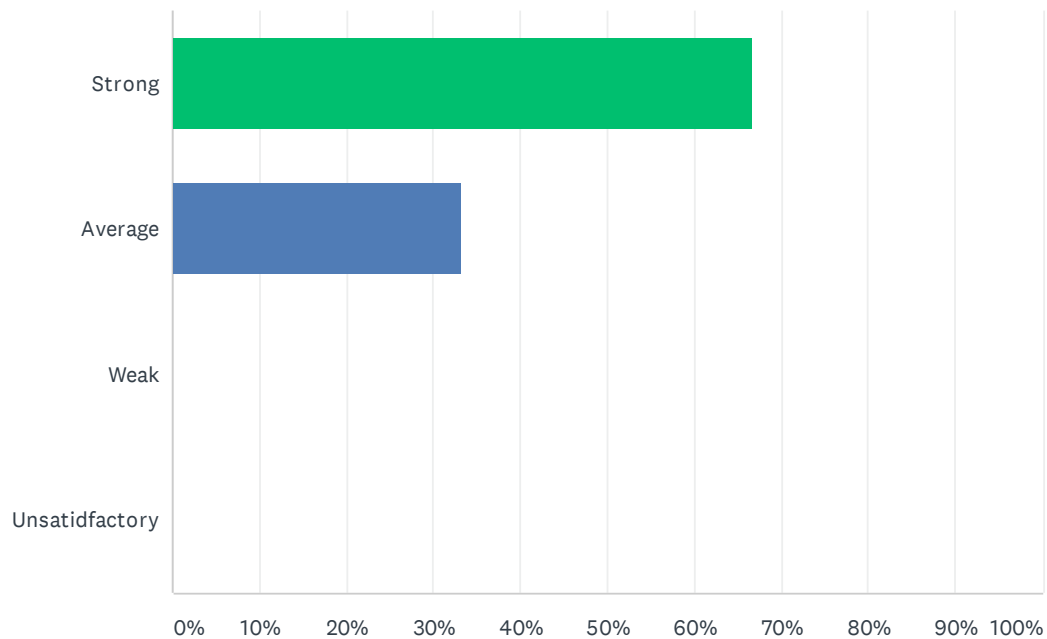
Answered: 3   Skipped: 3



ANSWER CHOICES	RESPONSES	
Strong	33.33%	1
Average	66.67%	2
Weak	0.00%	0
Unsatisfactory	0.00%	0
TOTAL		3

## Q25 Special education teachers have needed access to ALL instructional resources provided to the general education teachers.

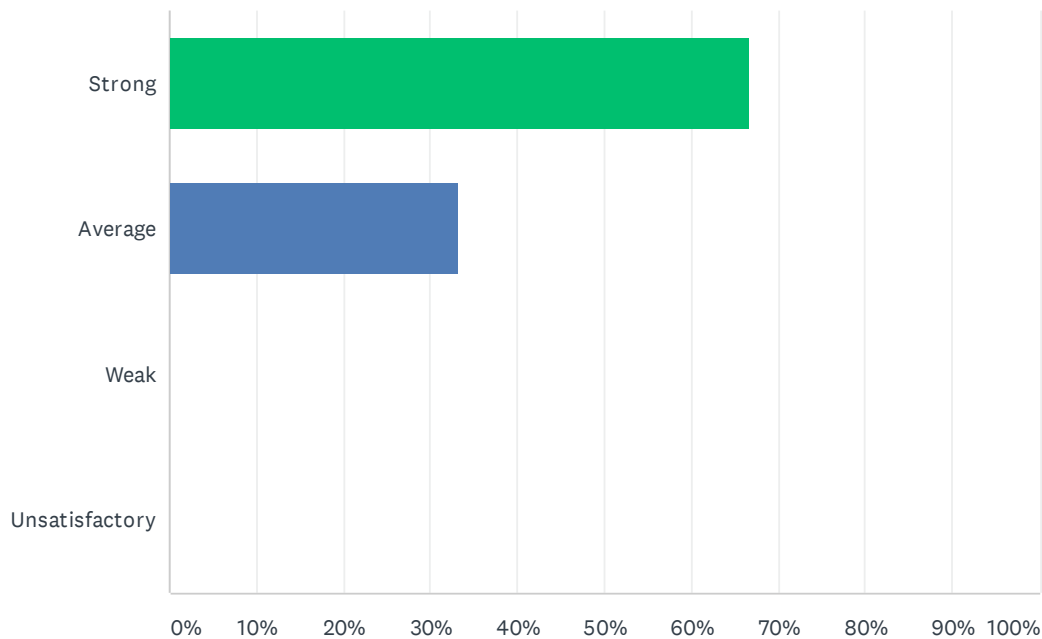
Answered: 3 Skipped: 3



ANSWER CHOICES	RESPONSES	
Strong	66.67%	2
Average	33.33%	1
Weak	0.00%	0
Unsatisfactory	0.00%	0
TOTAL		3

## Q26 Special education teachers are adequately trained in the administration of state assessments and District IEP's.

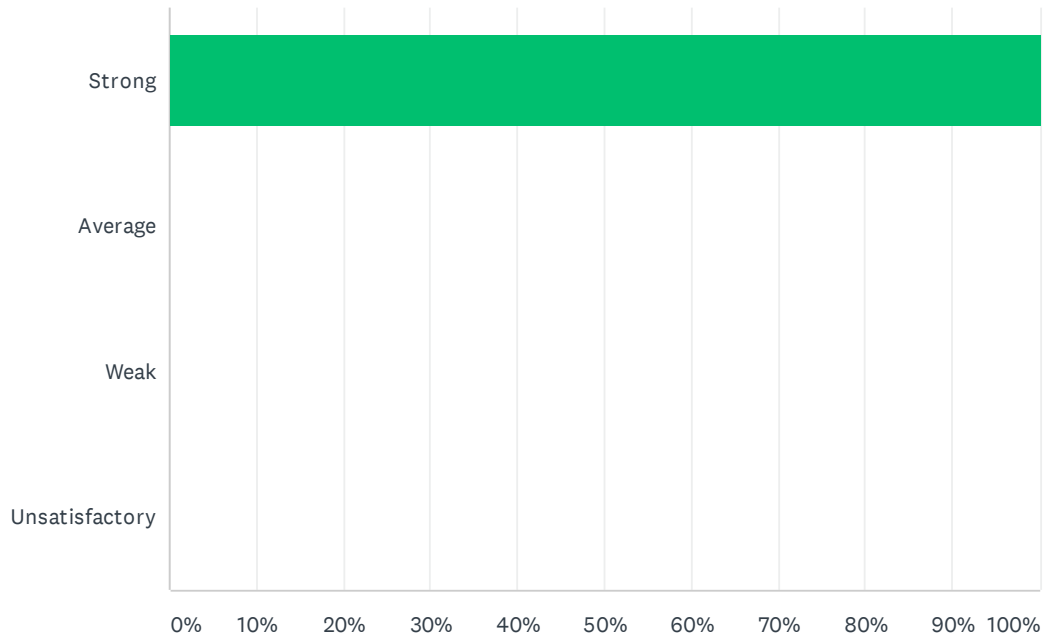
Answered: 3 Skipped: 3



ANSWER CHOICES	RESPONSES	
Strong	66.67%	2
Average	33.33%	1
Weak	0.00%	0
Unsatisfactory	0.00%	0
TOTAL		3

## Q27 The site principal is accessible to discuss special education issues.

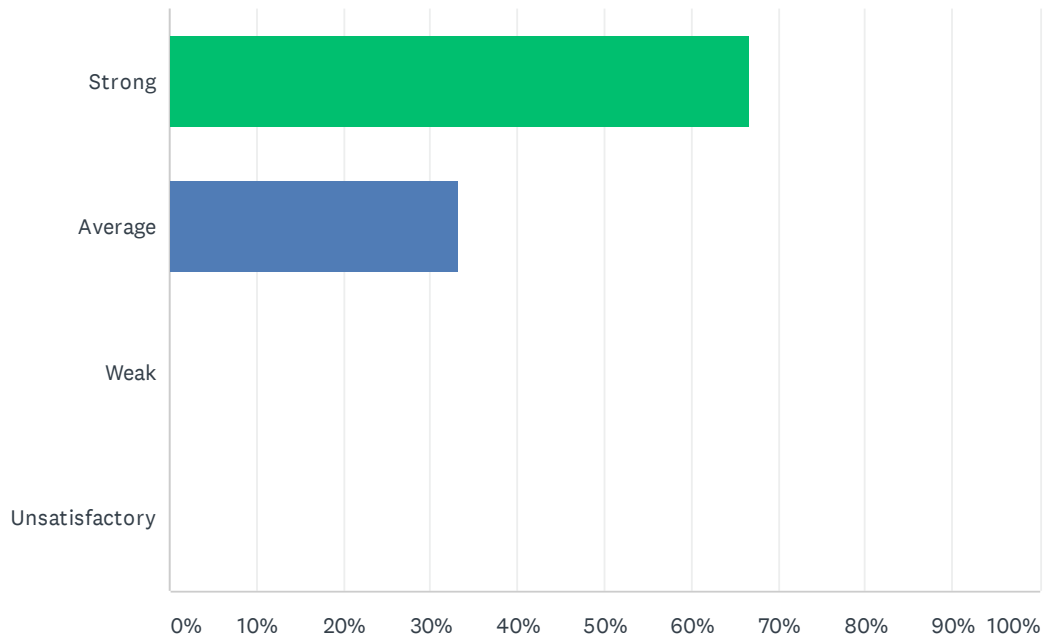
Answered: 3   Skipped: 3



ANSWER CHOICES	RESPONSES	
Strong	100.00%	3
Average	0.00%	0
Weak	0.00%	0
Unsatisfactory	0.00%	0
<b>TOTAL</b>		<b>3</b>

## Q28 The site principal promotes equal opportunities for all students to learn.

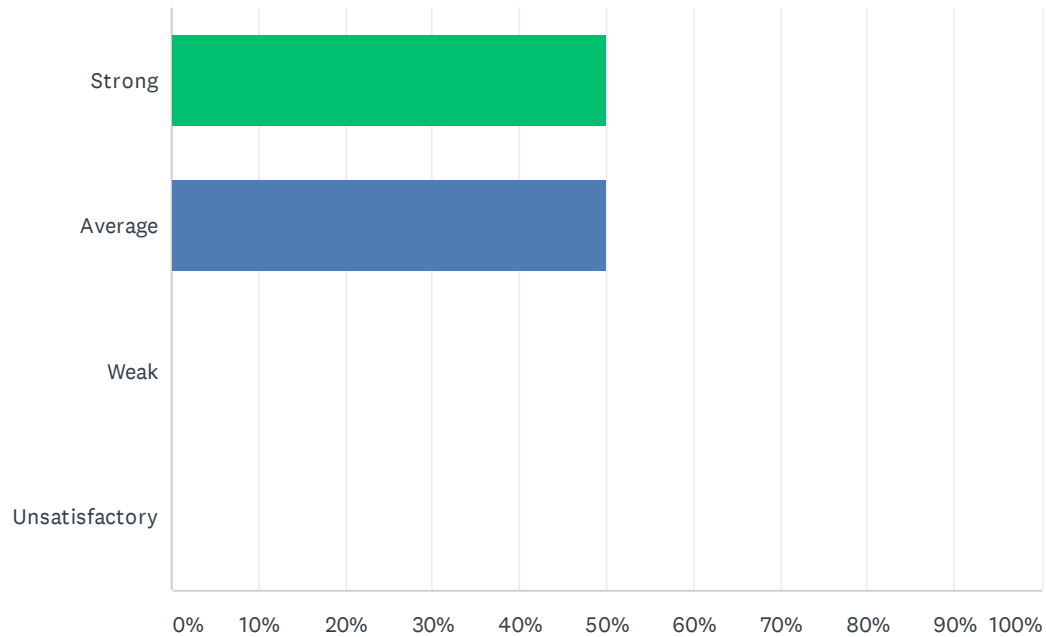
Answered: 3   Skipped: 3



ANSWER CHOICES	RESPONSES	
Strong	66.67%	2
Average	33.33%	1
Weak	0.00%	0
Unsatisfactory	0.00%	0
TOTAL		3

## Q29 PBIS is used effectively and is improving behavior.

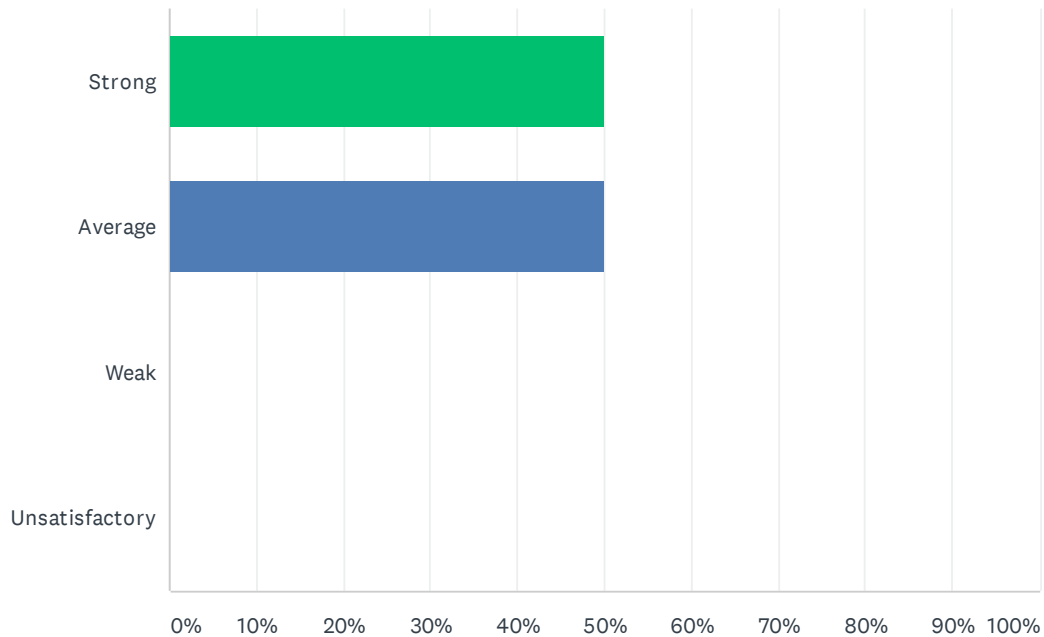
Answered: 6 Skipped: 0



ANSWER CHOICES	RESPONSES	
Strong	50.00%	3
Average	50.00%	3
Weak	0.00%	0
Unsatisfactory	0.00%	0
TOTAL		6

## Q30 PBIS and Behavior Intervention Specialists are creating a safer environment at my site.

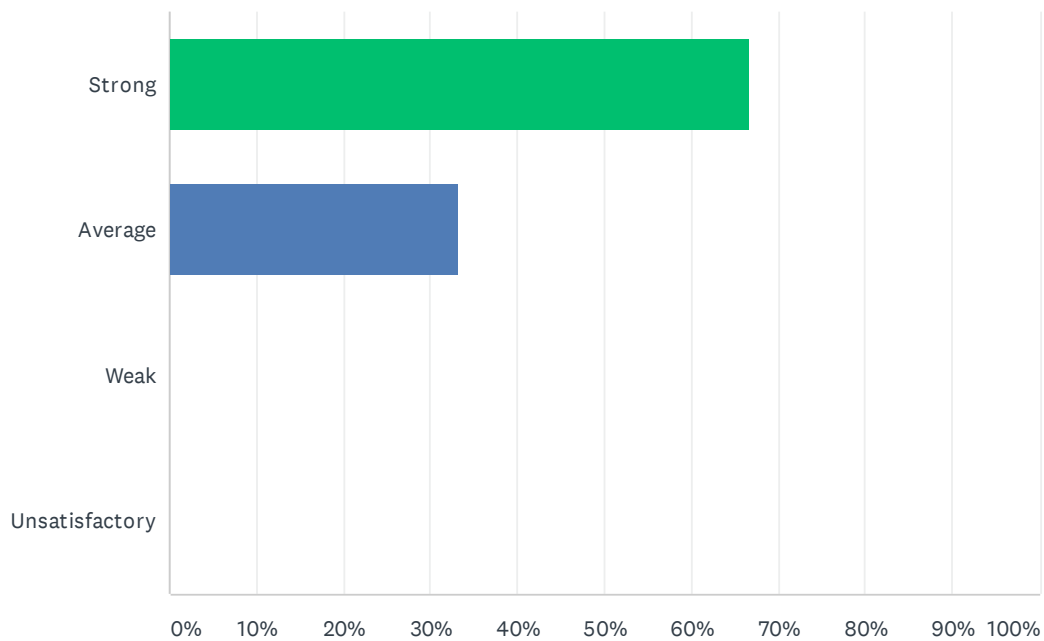
Answered: 6 Skipped: 0



ANSWER CHOICES	RESPONSES	
Strong	50.00%	3
Average	50.00%	3
Weak	0.00%	0
Unsatisfactory	0.00%	0
TOTAL		6

## Q31 Staff and students feel safe at my site.

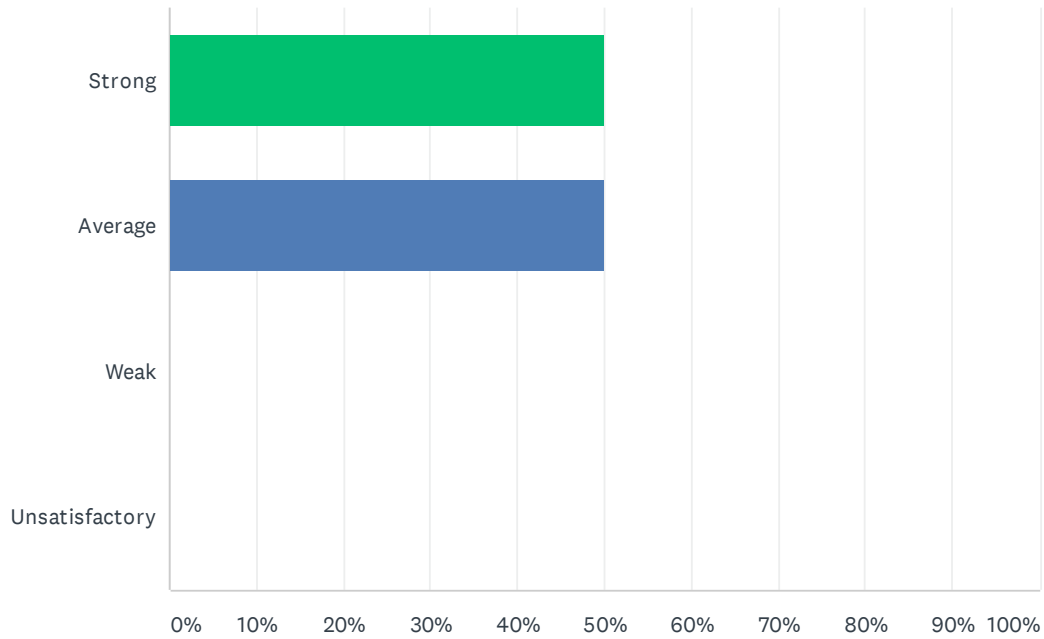
Answered: 6 Skipped: 0



ANSWER CHOICES	RESPONSES	
Strong	66.67%	4
Average	33.33%	2
Weak	0.00%	0
Unsatisfactory	0.00%	0
TOTAL		6

## Q32 Discipline is improving at my site and not interfering with learning.

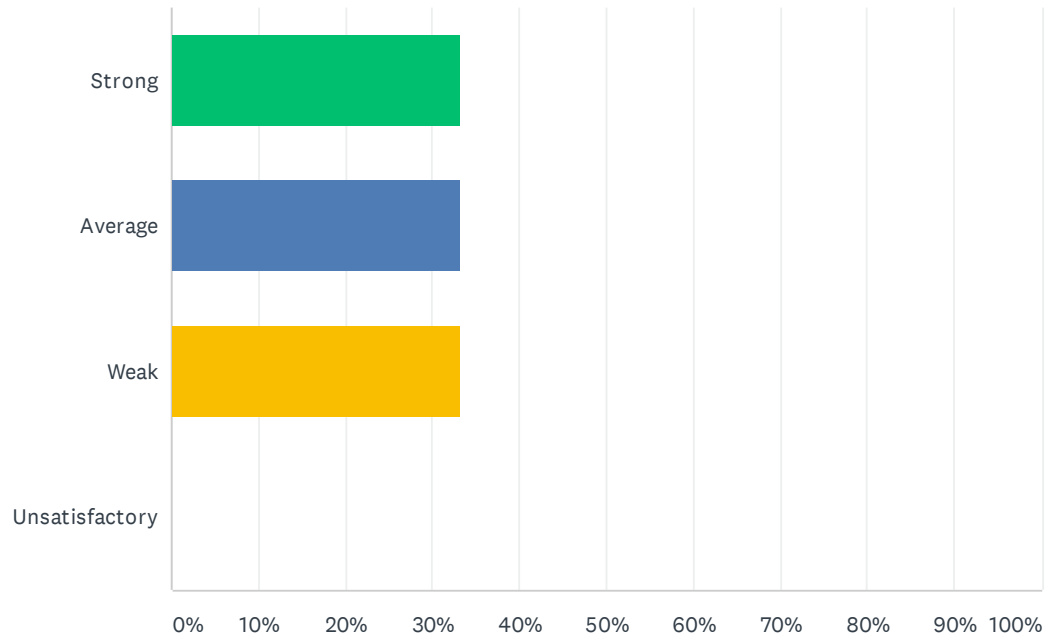
Answered: 6 Skipped: 0



ANSWER CHOICES	RESPONSES	
Strong	50.00%	3
Average	50.00%	3
Weak	0.00%	0
Unsatisfactory	0.00%	0
<b>TOTAL</b>		<b>6</b>

### Q33 Positive referrals are an effective tool in improving discipline.

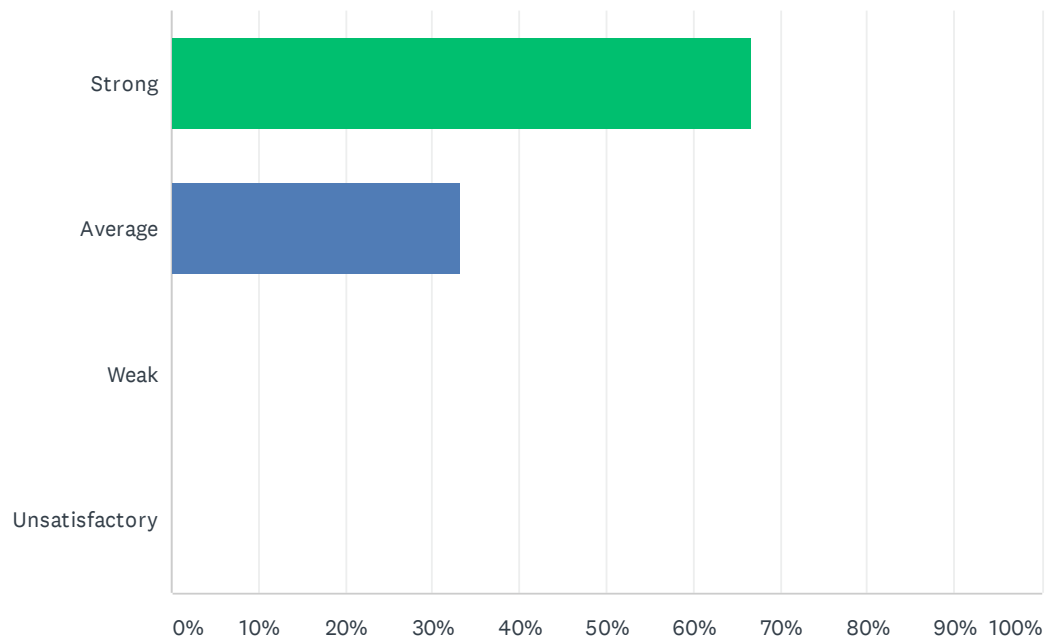
Answered: 6 Skipped: 0



ANSWER CHOICES	RESPONSES	
Strong	33.33%	2
Average	33.33%	2
Weak	33.33%	2
Unsatisfactory	0.00%	0
TOTAL		6

### Q34 When ODR's (office disciplinary referral) are written the teacher's word is valued and trusted.

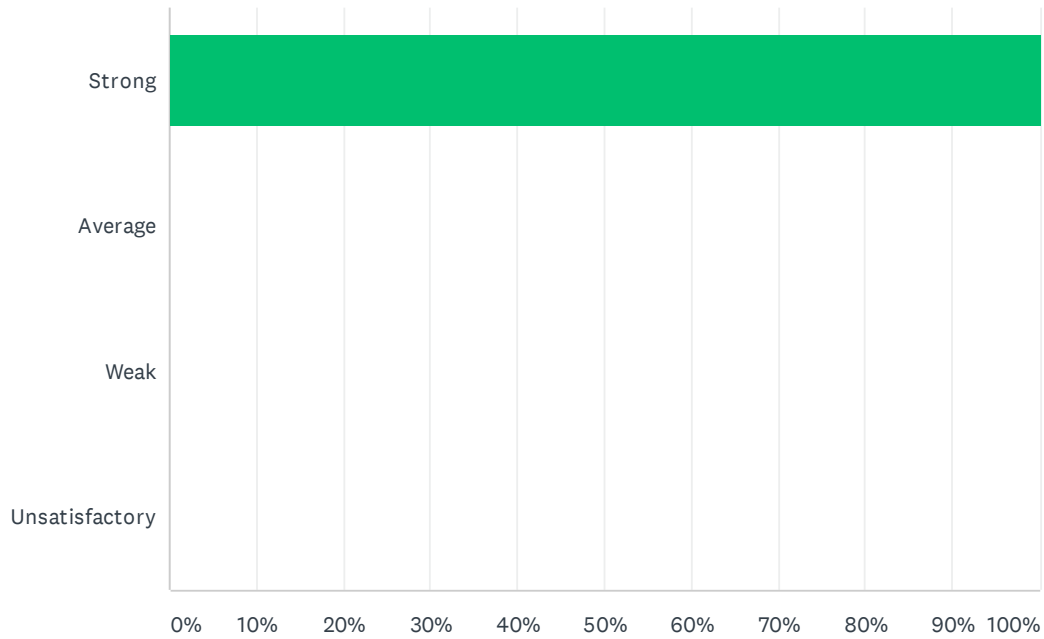
Answered: 6 Skipped: 0



ANSWER CHOICES	RESPONSES	
Strong	66.67%	4
Average	33.33%	2
Weak	0.00%	0
Unsatisfactory	0.00%	0
TOTAL		6

## Q35 My site has a positive atmosphere.

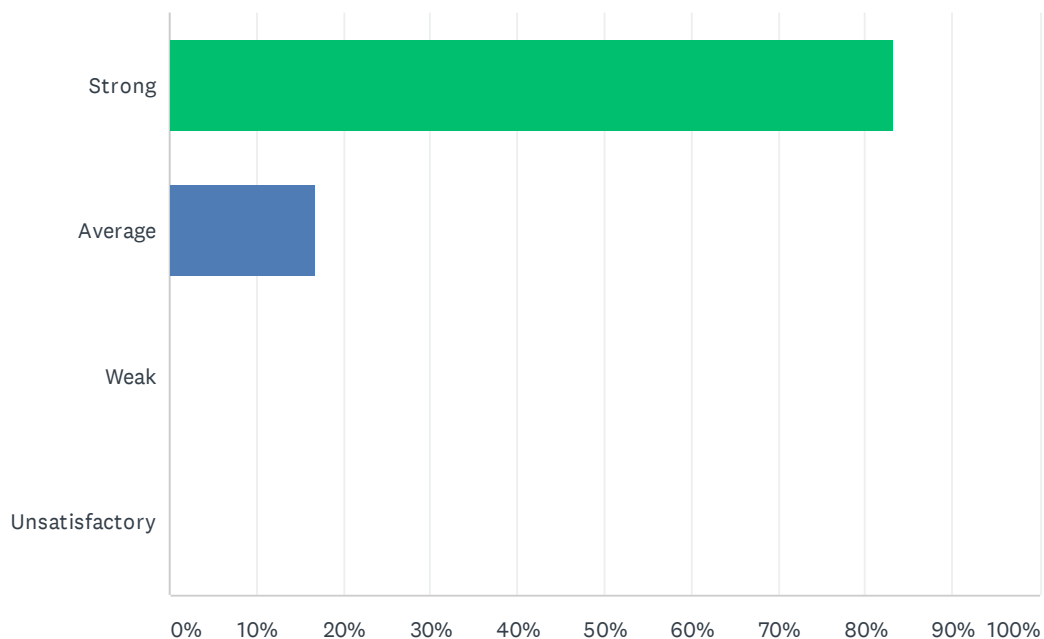
Answered: 6 Skipped: 0



ANSWER CHOICES	RESPONSES	
Strong	100.00%	6
Average	0.00%	0
Weak	0.00%	0
Unsatisfactory	0.00%	0
TOTAL		6

### Q36 I would recommend my site to other employees and prospective teachers.

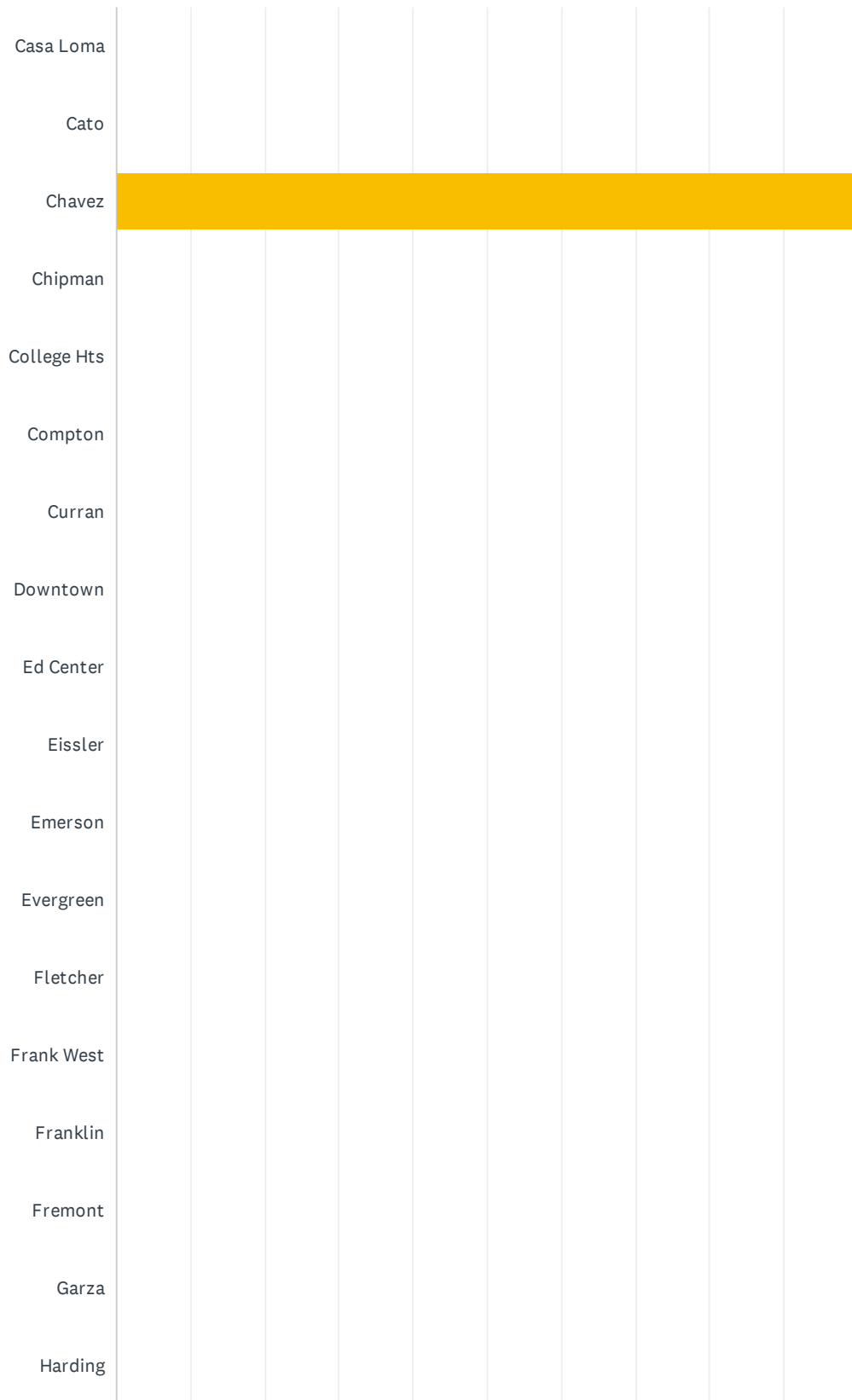
Answered: 6 Skipped: 0



ANSWER CHOICES	RESPONSES	
Strong	83.33%	5
Average	16.67%	1
Weak	0.00%	0
Unsatisfactory	0.00%	0
TOTAL		6

Q1 School Site (If you work at multiple sites choose your home site OR complete a survey for each site at which you spend significant time.)

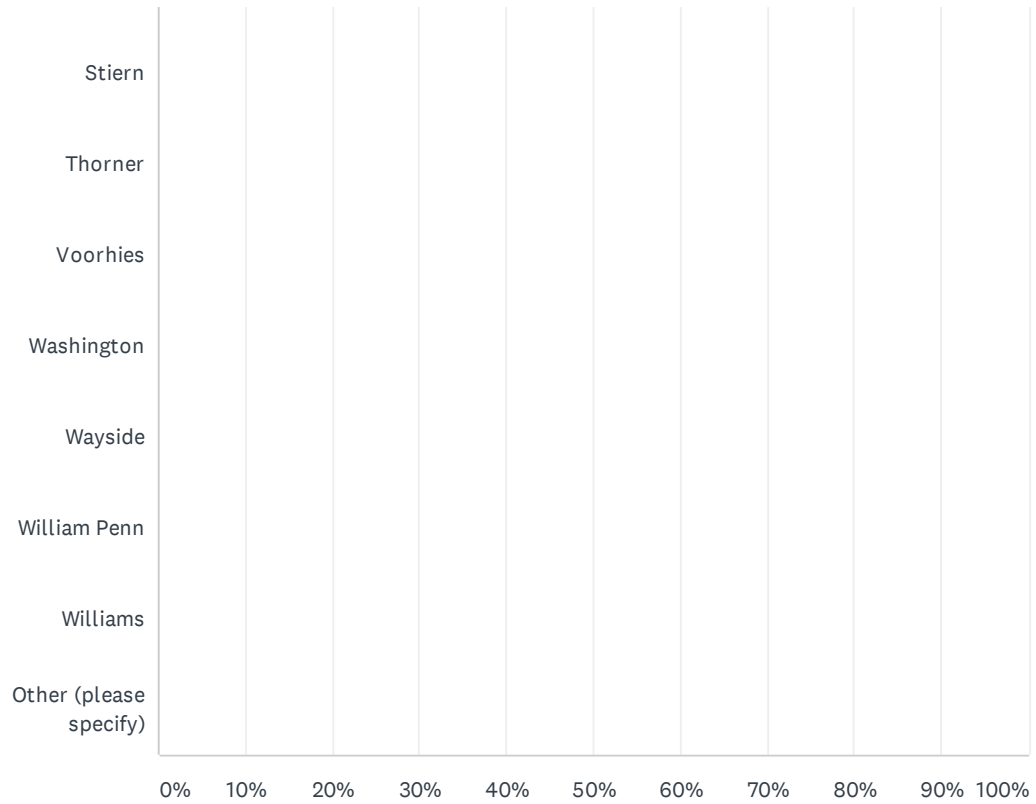
Answered: 11   Skipped: 0



## 2019-2020 BETA Administration/Site Climate Survey

Harris										
Horace Mann										
Hort										
Jefferson										
Longfellow										
McKinley										
Mt.Vernon										
Munsey										
Nichols										
Noble										
Nurses										
Owens Intermediate										
Owens Primary										
Pauly										
Pioneer										
Rafer Johnson										
Roosevelt										
Sequoia										
Sierra										
Special Ed Office										
Stella Hills										

## 2019-2020 BETA Administration/Site Climate Survey



# 2019-2020 BETA Administration/Site Climate Survey

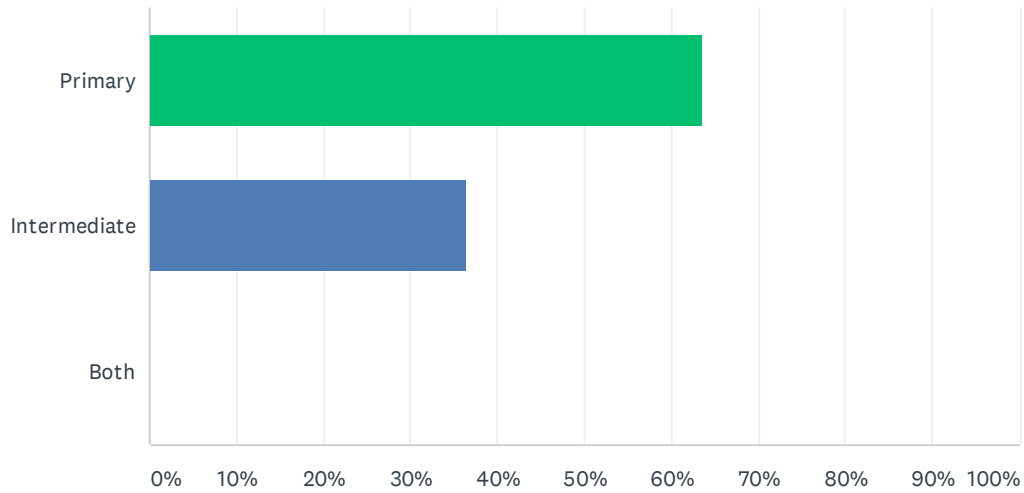
ANSWER CHOICES	RESPONSES	
Casa Loma	0.00%	0
Cato	0.00%	0
Chavez	100.00%	11
Chipman	0.00%	0
College Hts	0.00%	0
Compton	0.00%	0
Curran	0.00%	0
Downtown	0.00%	0
Ed Center	0.00%	0
Eissler	0.00%	0
Emerson	0.00%	0
Evergreen	0.00%	0
Fletcher	0.00%	0
Frank West	0.00%	0
Franklin	0.00%	0
Fremont	0.00%	0
Garza	0.00%	0
Harding	0.00%	0
Harris	0.00%	0
Horace Mann	0.00%	0
Hort	0.00%	0
Jefferson	0.00%	0
Longfellow	0.00%	0
McKinley	0.00%	0
Mt.Vernon	0.00%	0
Munsey	0.00%	0
Nichols	0.00%	0
Noble	0.00%	0
Nurses	0.00%	0
Owens Intermediate	0.00%	0
Owens Primary	0.00%	0
Pauly	0.00%	0

# 2019-2020 BETA Administration/Site Climate Survey

Pioneer	0.00%	0
Rafer Johnson	0.00%	0
Roosevelt	0.00%	0
Sequoia	0.00%	0
Sierra	0.00%	0
Special Ed Office	0.00%	0
Stella Hills	0.00%	0
Stiern	0.00%	0
Thorner	0.00%	0
Voorhies	0.00%	0
Washington	0.00%	0
Wayside	0.00%	0
William Penn	0.00%	0
Williams	0.00%	0
Other (please specify)	0.00%	0
Total Respondents: 11		

## Q2 Instructional Grade Level or Support Services

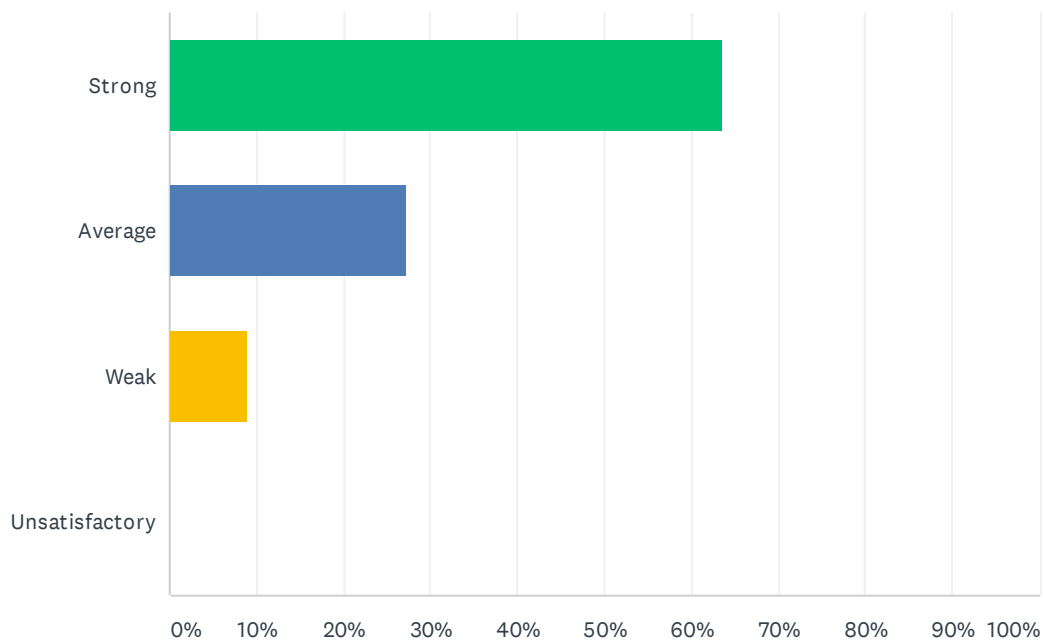
Answered: 11   Skipped: 0



ANSWER CHOICES	RESPONSES	
Primary	63.64%	7
Intermediate	36.36%	4
Both	0.00%	0
TOTAL		11

### Q3 Site administration is sensitive to the needs of students, staff, and community.

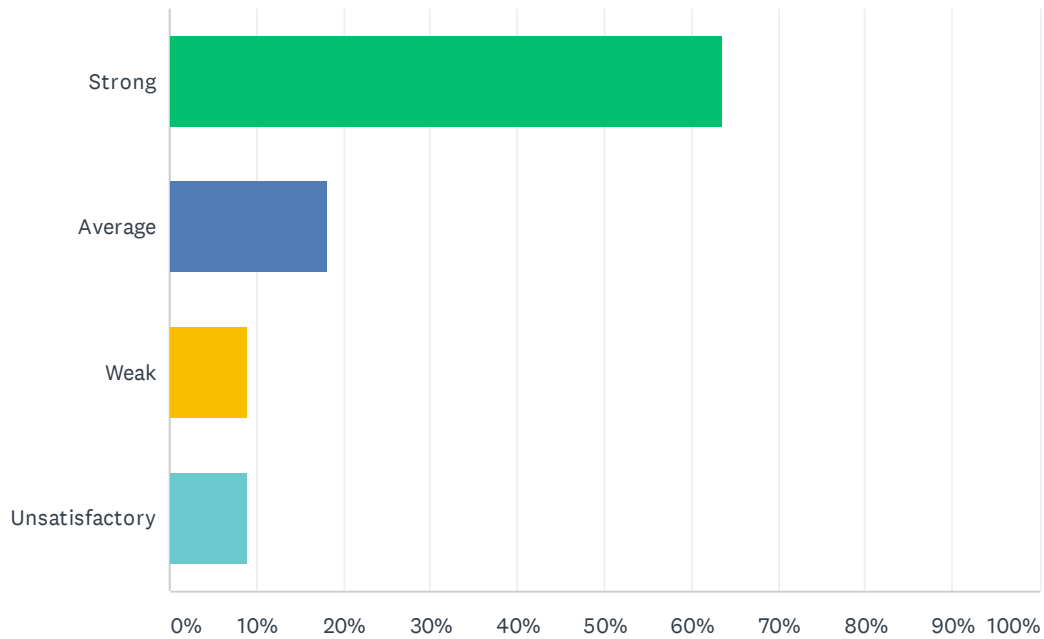
Answered: 11 Skipped: 0



ANSWER CHOICES	RESPONSES	
Strong	63.64%	7
Average	27.27%	3
Weak	9.09%	1
Unsatisfactory	0.00%	0
TOTAL		11

## Q4 Site administration treats staff with respect; you feel like a valued member of a team

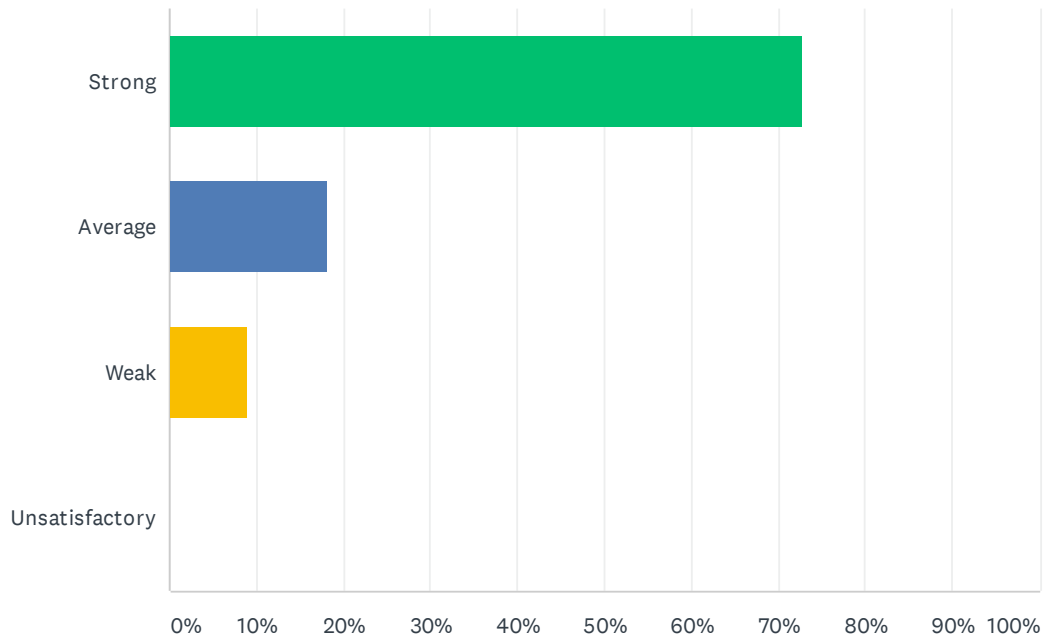
Answered: 11 Skipped: 0



ANSWER CHOICES	RESPONSES	
Strong	63.64%	7
Average	18.18%	2
Weak	9.09%	1
Unsatisfactory	9.09%	1
TOTAL		11

## Q5 Site administration conducts classroom visits (walk-through) in least the disruptive manner and leaves timely feedback (within 24 hours).

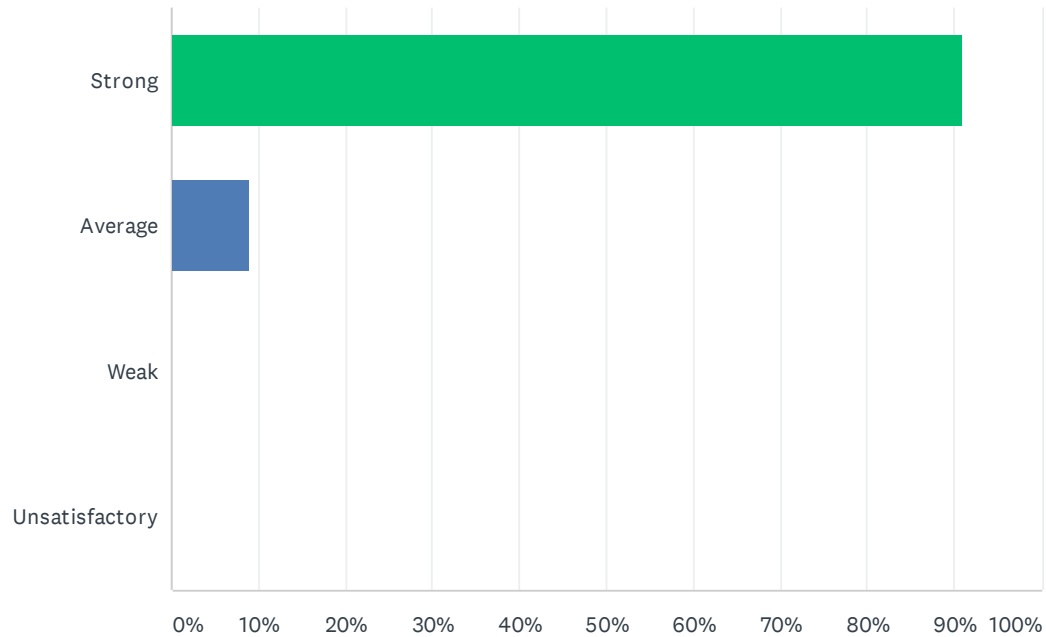
Answered: 11 Skipped: 0



ANSWER CHOICES	RESPONSES	
Strong	72.73%	8
Average	18.18%	2
Weak	9.09%	1
Unsatisfactory	0.00%	0
TOTAL		11

## Q6 Site administration follows the contract and respects personal rights.

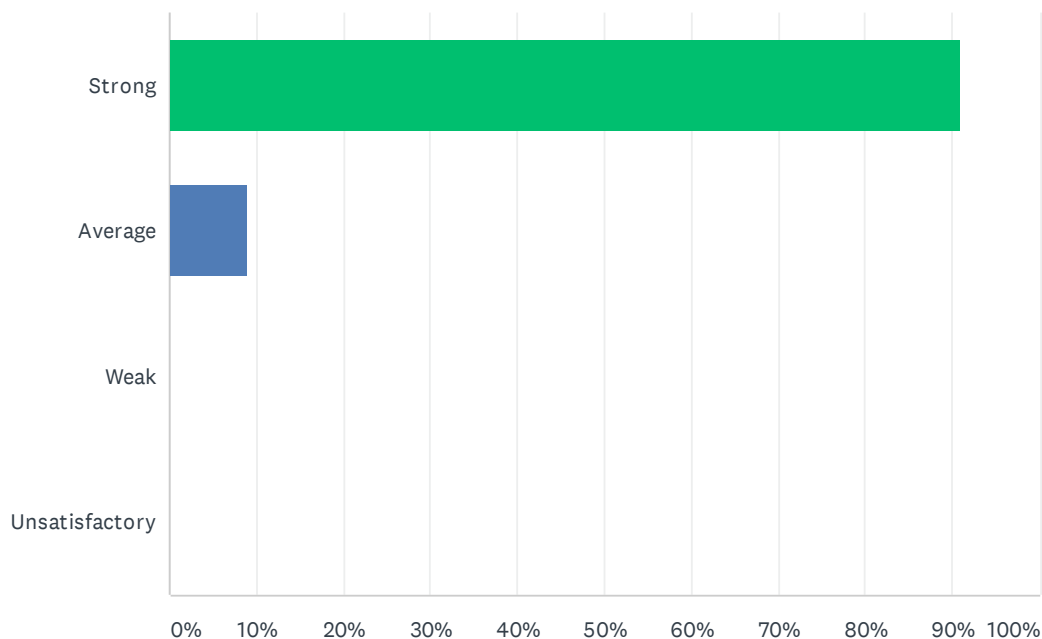
Answered: 11 Skipped: 0



ANSWER CHOICES	RESPONSES	
Strong	90.91%	10
Average	9.09%	1
Weak	0.00%	0
Unsatisfactory	0.00%	0
<b>TOTAL</b>		<b>11</b>

## Q7 Administration utilizes staff according to their job description (ie. Coaches, APL's, Specialists & Staff).

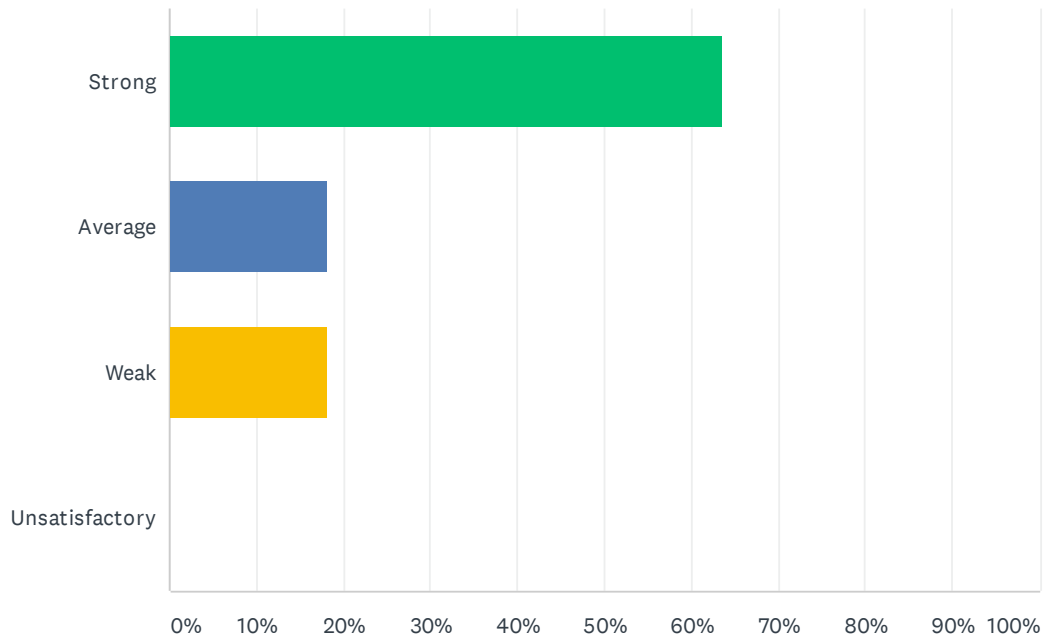
Answered: 11 Skipped: 0



ANSWER CHOICES	RESPONSES	
Strong	90.91%	10
Average	9.09%	1
Weak	0.00%	0
Unsatisfactory	0.00%	0
TOTAL		11

## Q8 Administration maintains open communication with staff, parents, and students.

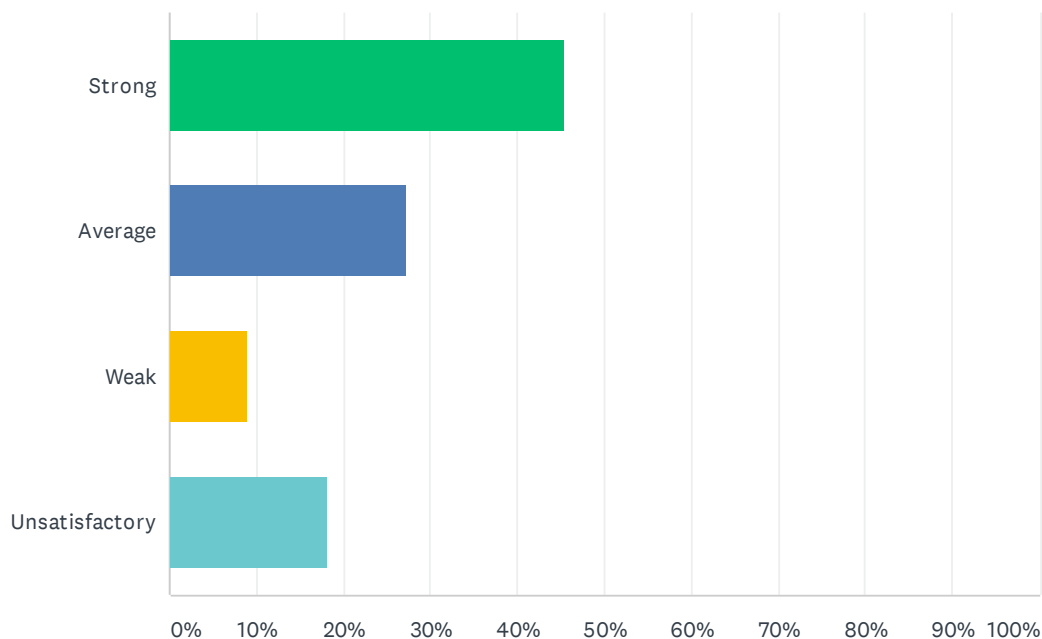
Answered: 11 Skipped: 0



ANSWER CHOICES	RESPONSES	
Strong	63.64%	7
Average	18.18%	2
Weak	18.18%	2
Unsatisfactory	0.00%	0
TOTAL		11

## Q9 Administration supports staff against attacks and criticism from parents.

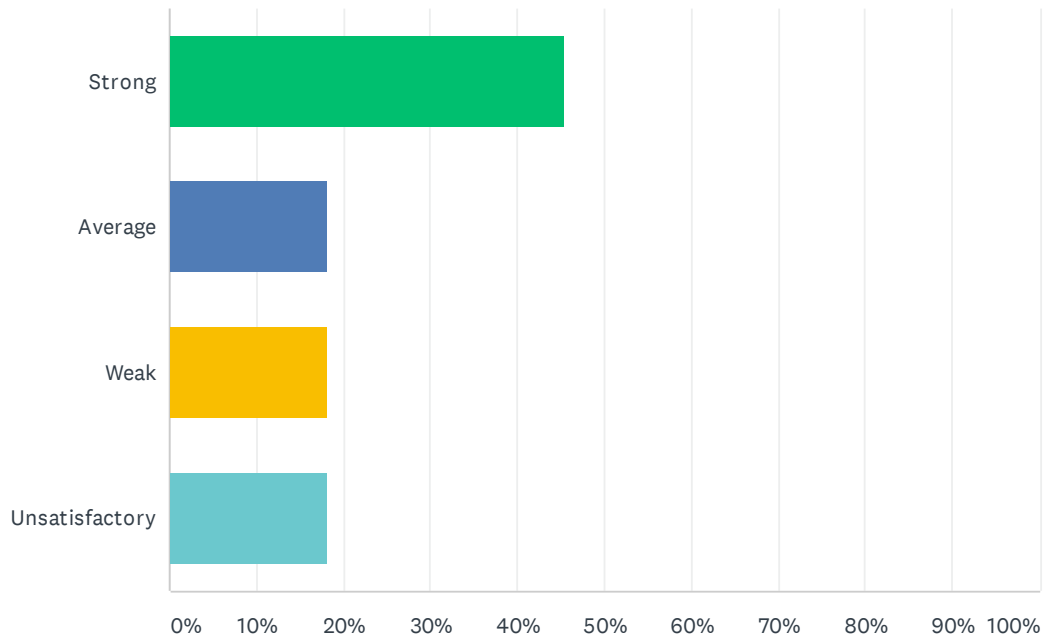
Answered: 11 Skipped: 0



ANSWER CHOICES	RESPONSES	
Strong	45.45%	5
Average	27.27%	3
Weak	9.09%	1
Unsatisfactory	18.18%	2
TOTAL		11

## Q10 Site administration treats all teachers equally; there is no preferential treatment.

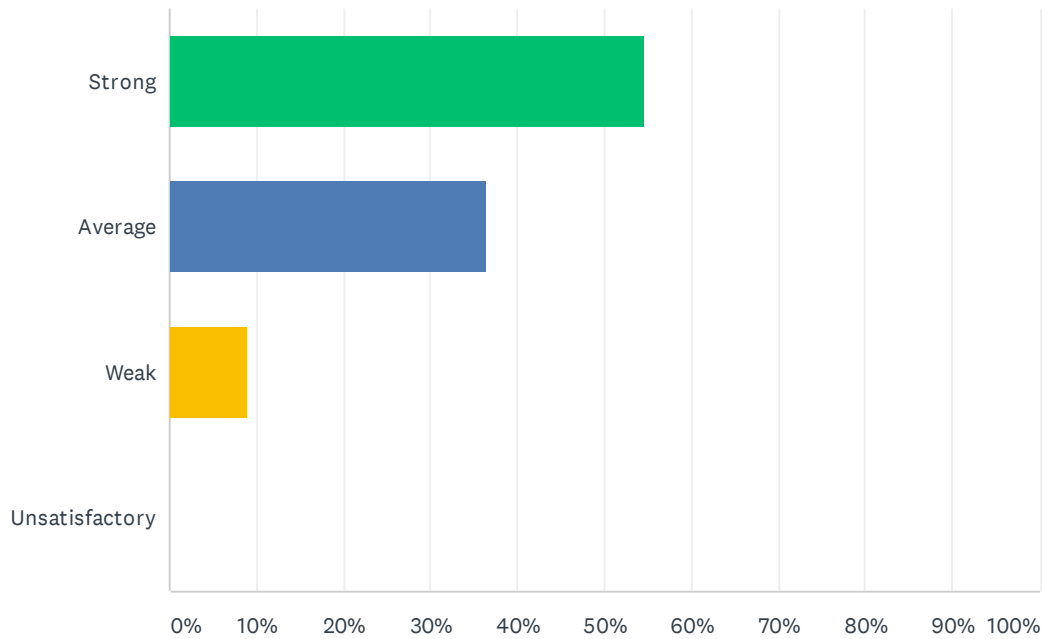
Answered: 11 Skipped: 0



ANSWER CHOICES	RESPONSES	
Strong	45.45%	5
Average	18.18%	2
Weak	18.18%	2
Unsatisfactory	18.18%	2
TOTAL		11

## Q11 Administration supports classroom discipline procedures and follows District discipline guidelines.

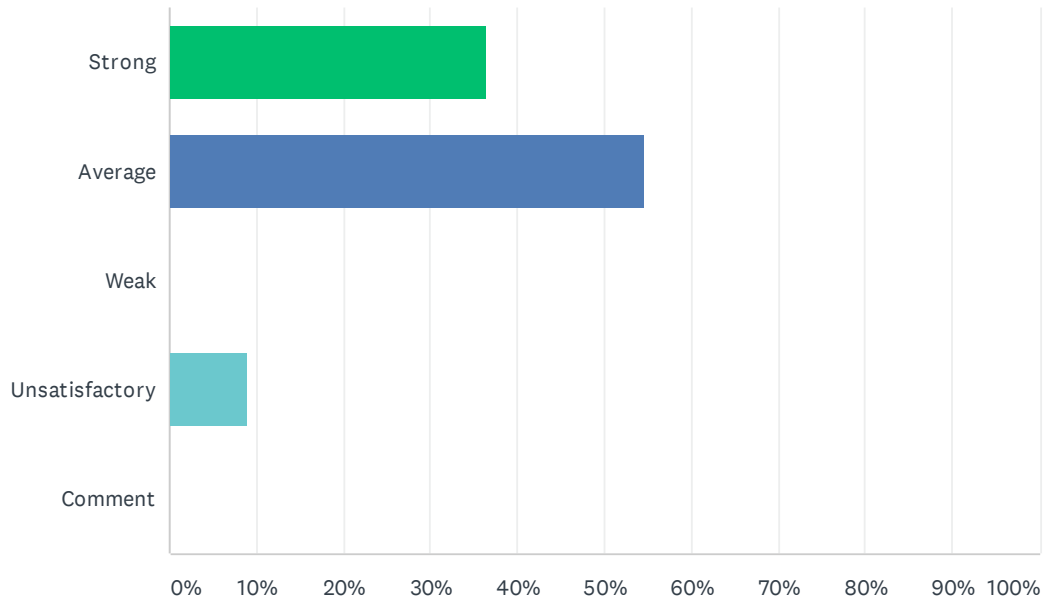
Answered: 11 Skipped: 0



ANSWER CHOICES	RESPONSES	
Strong	54.55%	6
Average	36.36%	4
Weak	9.09%	1
Unsatisfactory	0.00%	0
TOTAL		11

## Q12 Administration processes ODR's (Office Disciplinary Referrals) within 48 hours and supports staff when discipline moves beyond classroom managed behaviors.

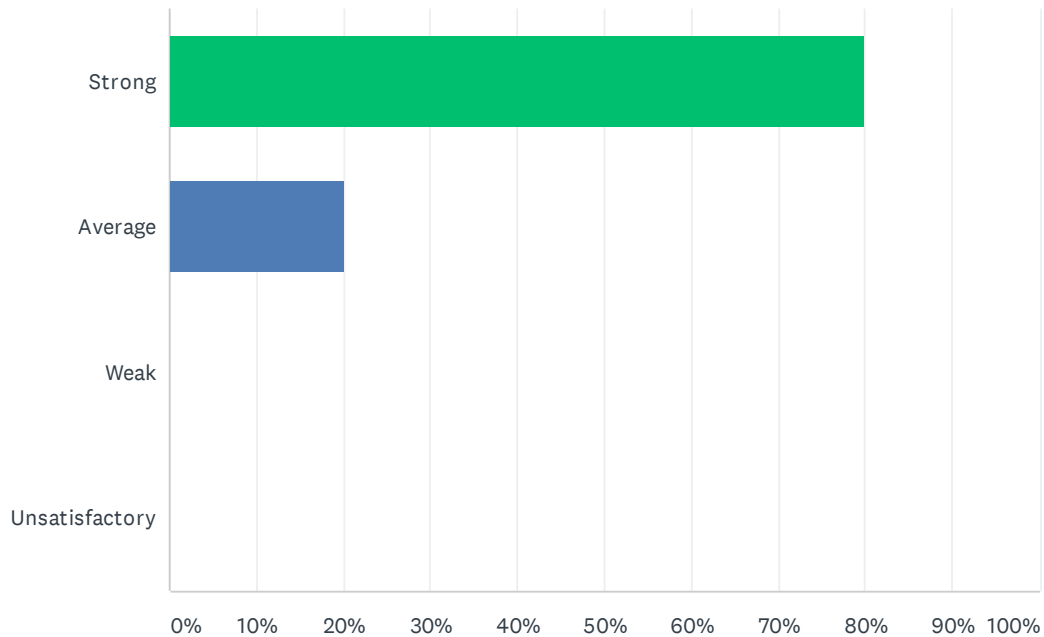
Answered: 11 Skipped: 0



ANSWER CHOICES	RESPONSES	
Strong	36.36%	4
Average	54.55%	6
Weak	0.00%	0
Unsatisfactory	9.09%	1
Comment	0.00%	0
TOTAL		11

### Q13 Administration treats teachers as professionals; the teacher's word is not disregarded in favor of the student's.

Answered: 10 Skipped: 1



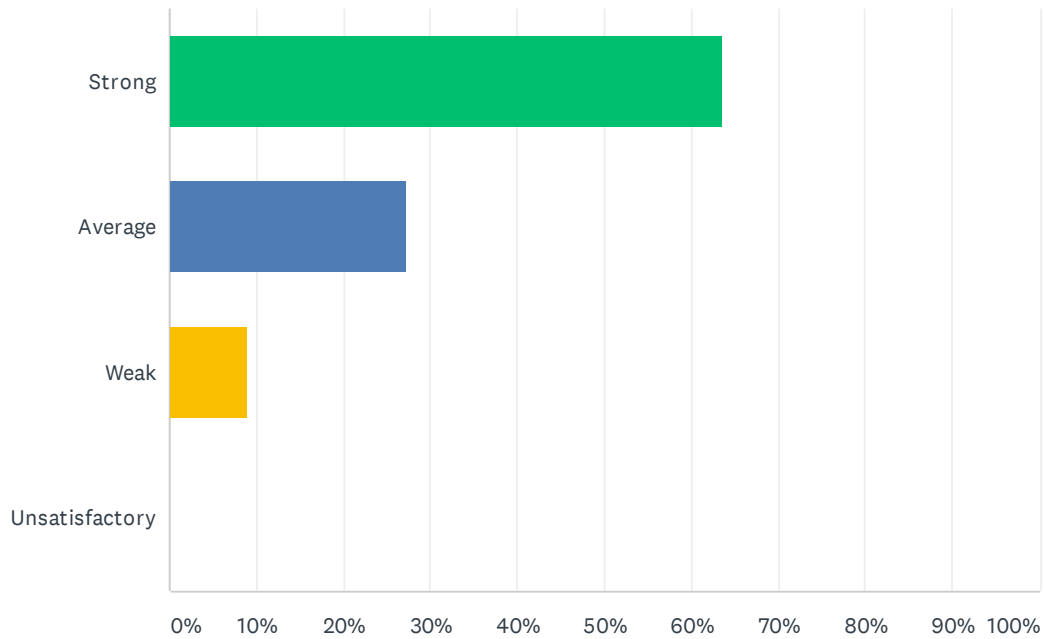
ANSWER CHOICES	RESPONSES	
Strong	80.00%	8
Average	20.00%	2
Weak	0.00%	0
Unsatisfactory	0.00%	0
<b>TOTAL</b>		<b>10</b>

**Q14 How do you feel that your administration positively/negatively impacts working conditions at your site?**

Answered: 3   Skipped: 8

## Q15 Site staff is involved in setting school policies and budgetary priorities.

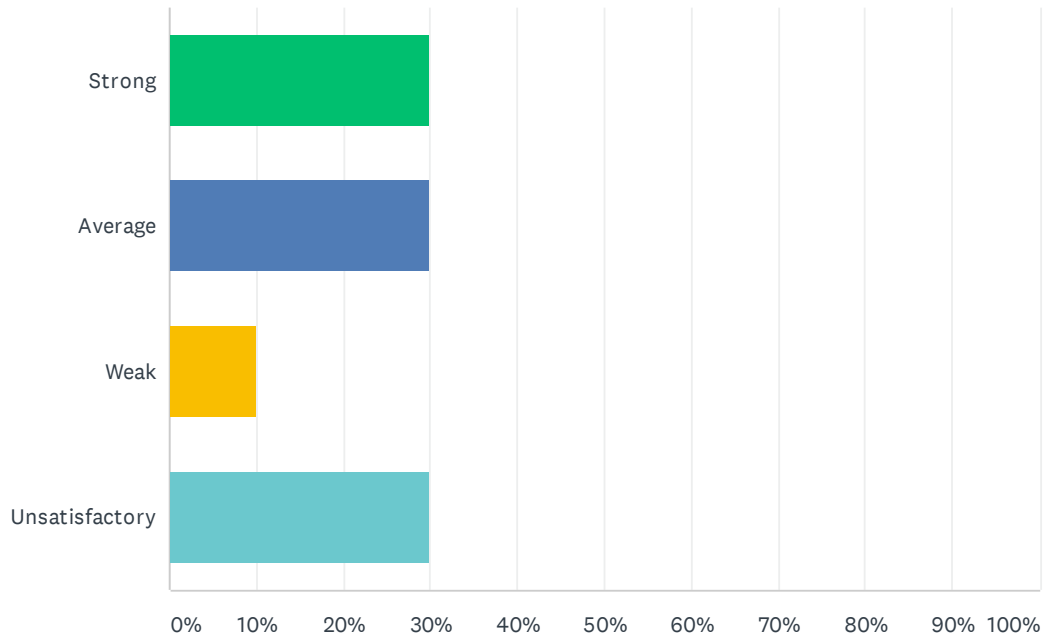
Answered: 11 Skipped: 0



ANSWER CHOICES	RESPONSES	
Strong	63.64%	7
Average	27.27%	3
Weak	9.09%	1
Unsatisfactory	0.00%	0
TOTAL		11

## Q16 Site meetings are productive and not excessive.

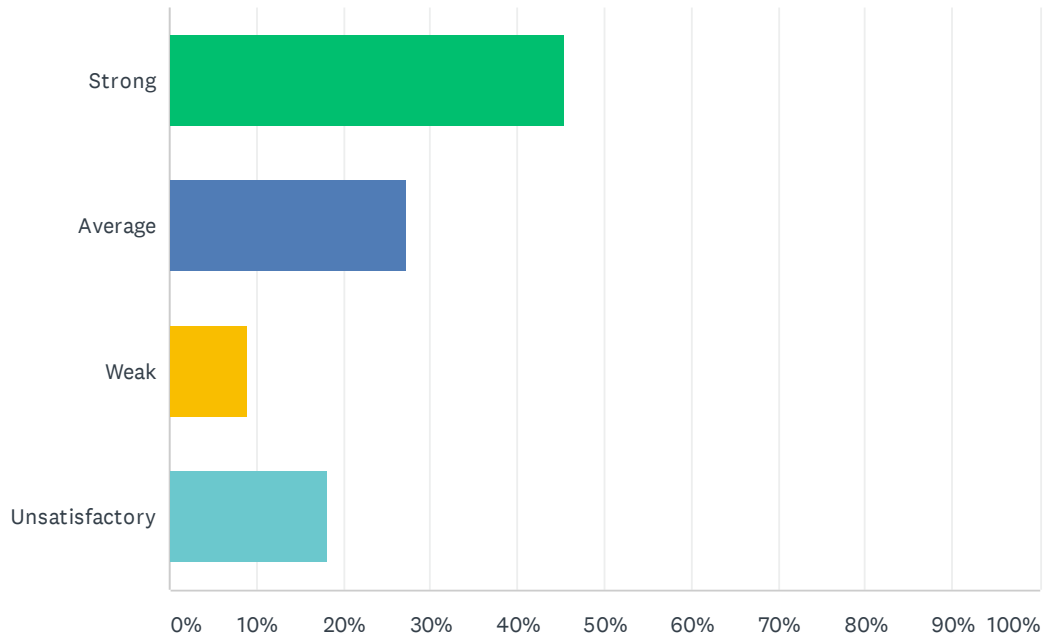
Answered: 10   Skipped: 1



ANSWER CHOICES	RESPONSES	
Strong	30.00%	3
Average	30.00%	3
Weak	10.00%	1
Unsatisfactory	30.00%	3
TOTAL		10

**Q17 Bank days are used for PLC activities; Site administration uses two Bank Days a month and staff gets uninterrupted planning/preparation time twice a month during Bank Days.**

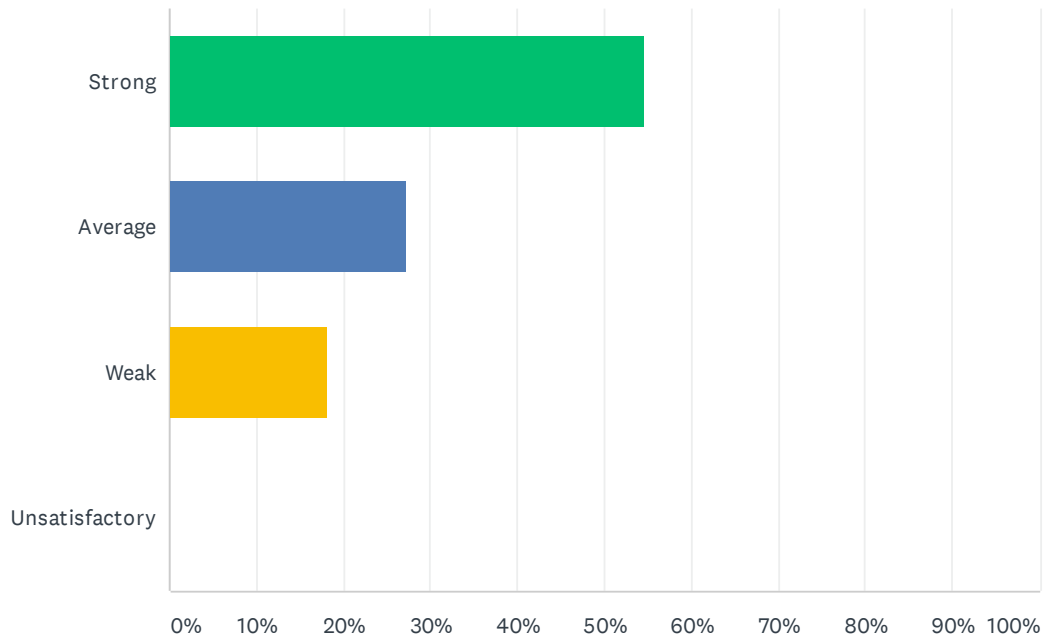
Answered: 11 Skipped: 0



ANSWER CHOICES	RESPONSES	
Strong	45.45%	5
Average	27.27%	3
Weak	9.09%	1
Unsatisfactory	18.18%	2
TOTAL		11

## Q18 My site receives daily consecutive uninterrupted planning/preparation time. (30 minutes / 40 minutes)

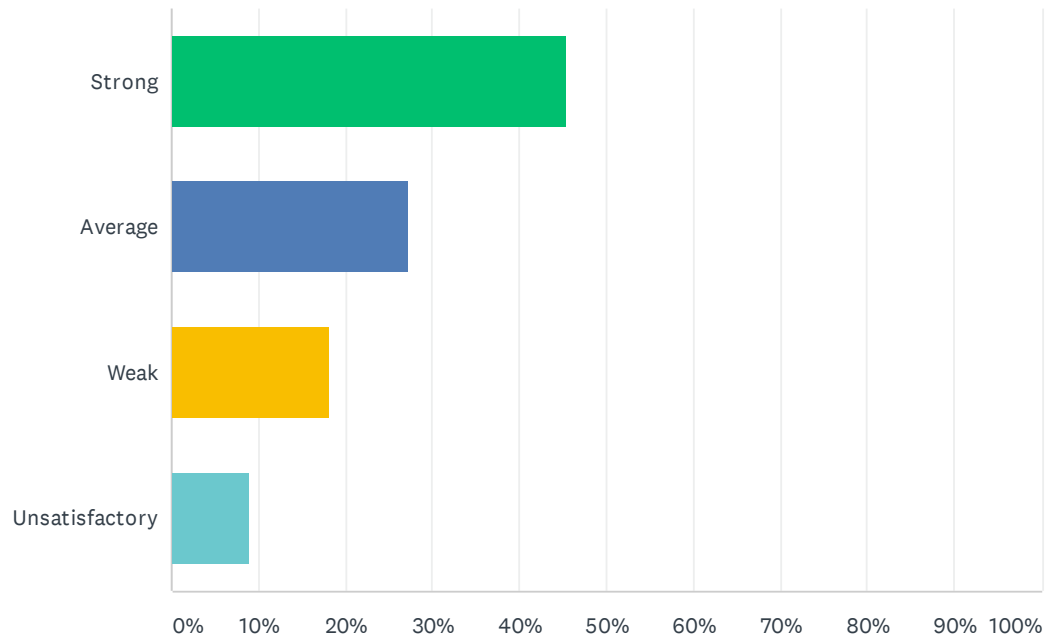
Answered: 11 Skipped: 0



ANSWER CHOICES	RESPONSES	
Strong	54.55%	6
Average	27.27%	3
Weak	18.18%	2
Unsatisfactory	0.00%	0
TOTAL		11

## Q19 Staff is given time to input district required data (ie. Benchmarks, Dibels, CFAs, Report Card, and etc).

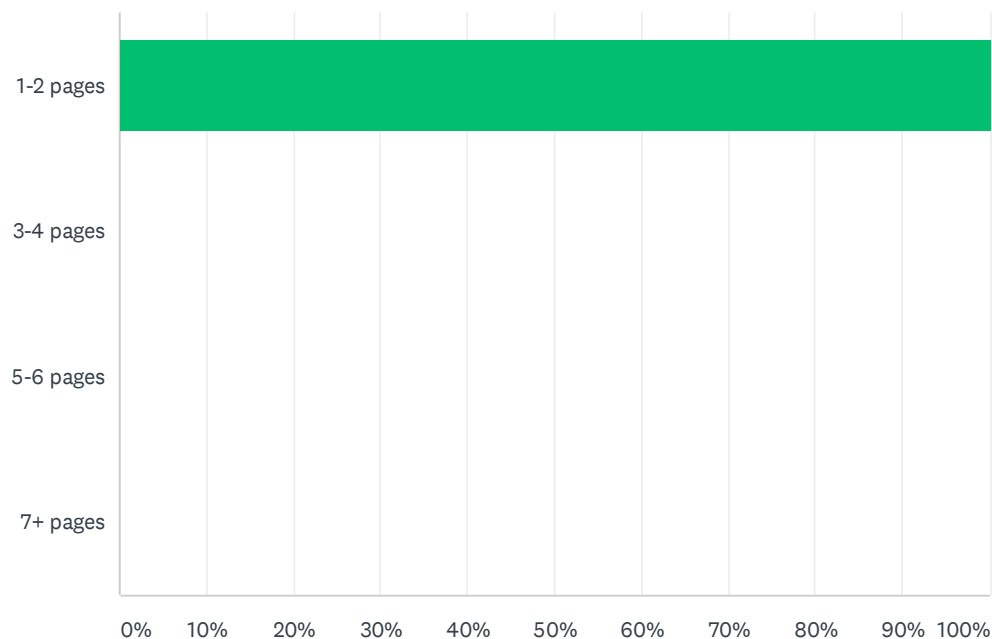
Answered: 11 Skipped: 0



ANSWER CHOICES	RESPONSES	
Strong	45.45%	5
Average	27.27%	3
Weak	18.18%	2
Unsatisfactory	9.09%	1
TOTAL		11

## Q20 Teachers are required to submit complete, but not excessively lengthy lesson plans.

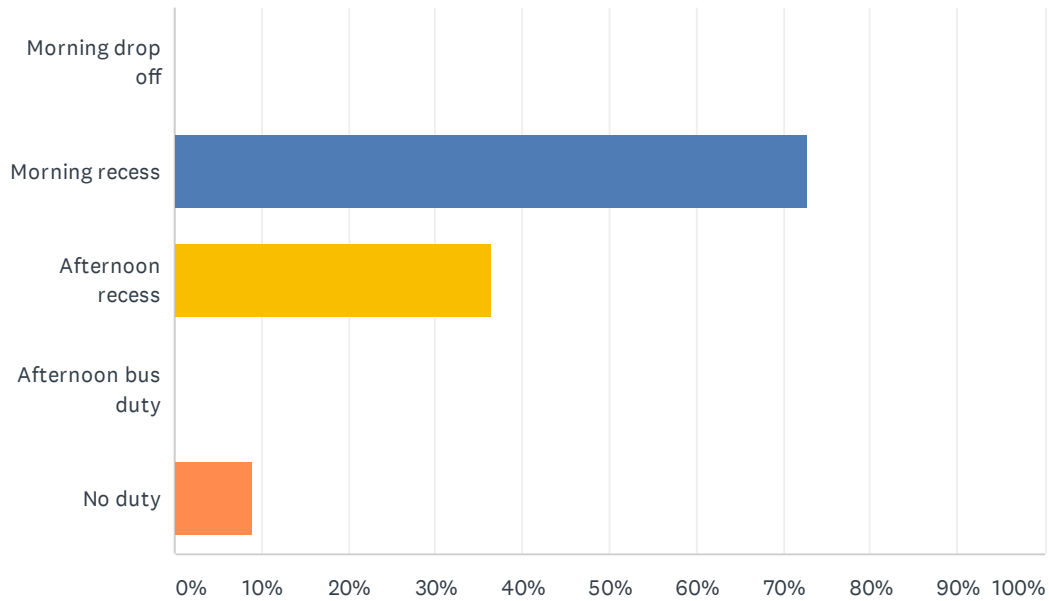
Answered: 9 Skipped: 2



ANSWER CHOICES	RESPONSES	
1-2 pages	100.00%	9
3-4 pages	0.00%	0
5-6 pages	0.00%	0
7+ pages	0.00%	0
TOTAL		9

## Q21 Staff has recess and/or bus duty.

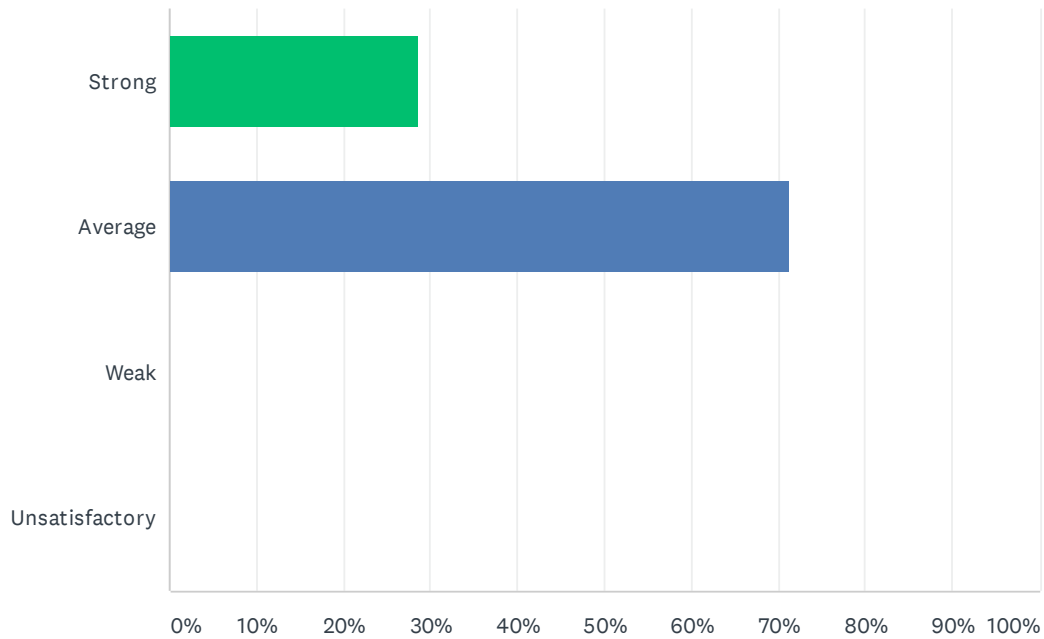
Answered: 11 Skipped: 0



ANSWER CHOICES	RESPONSES	
Morning drop off	0.00%	0
Morning recess	72.73%	8
Afternoon recess	36.36%	4
Afternoon bus duty	0.00%	0
No duty	9.09%	1
Total Respondents: 11		

## Q22 The Special Education Department is assisting you with your questions, problems, and concerns.

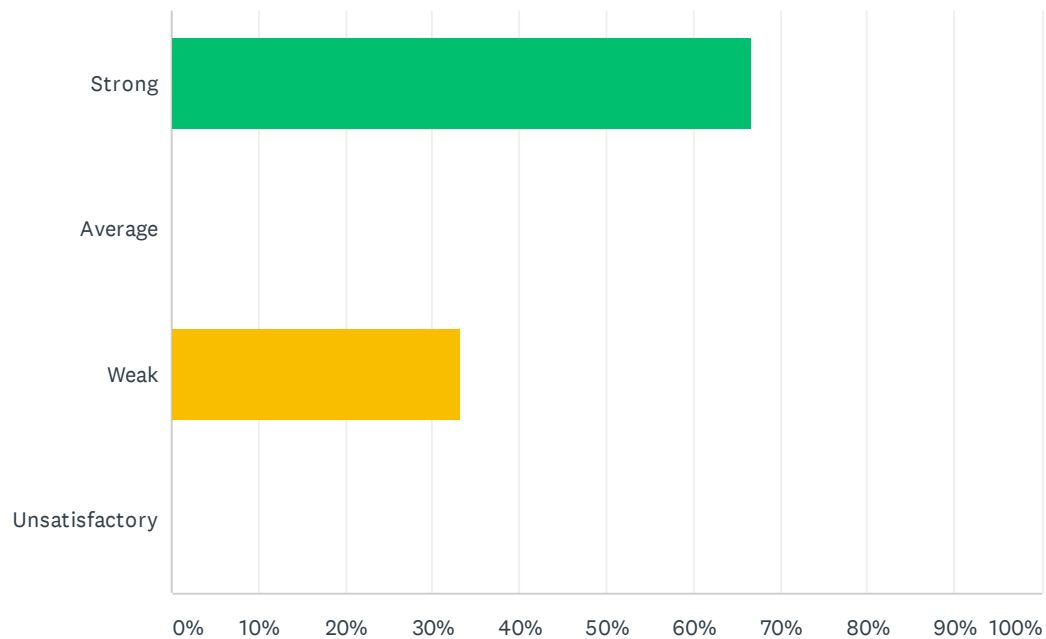
Answered: 7   Skipped: 4



ANSWER CHOICES	RESPONSES	
Strong	28.57%	2
Average	71.43%	5
Weak	0.00%	0
Unsatisfactory	0.00%	0
TOTAL		7

## Q23 Special Education class size is balanced within each program to ensure student safety and individualized instruction.

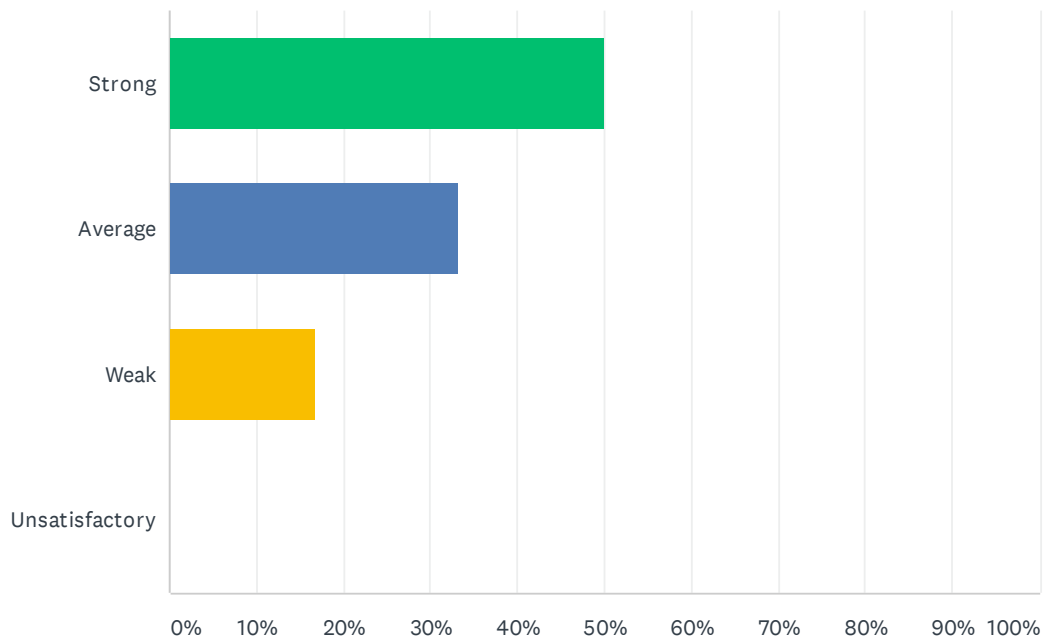
Answered: 6 Skipped: 5



ANSWER CHOICES	RESPONSES	
Strong	66.67%	4
Average	0.00%	0
Weak	33.33%	2
Unsatisfactory	0.00%	0
TOTAL		6

## Q24 Special education teachers have opportunities to participate in school-based, content area staff development.

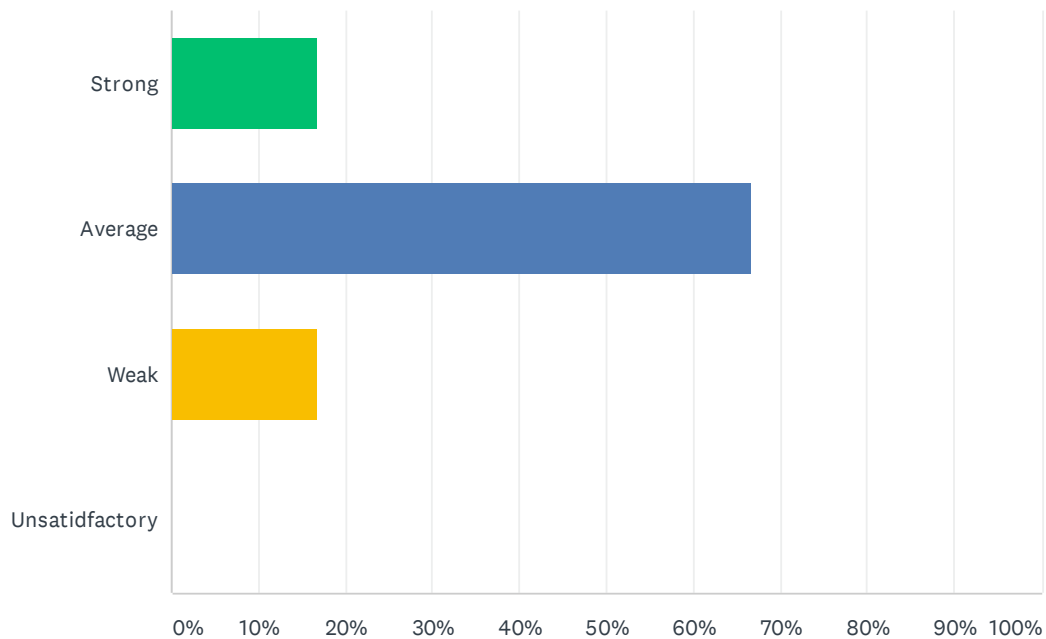
Answered: 6 Skipped: 5



ANSWER CHOICES	RESPONSES	
Strong	50.00%	3
Average	33.33%	2
Weak	16.67%	1
Unsatisfactory	0.00%	0
TOTAL		6

## Q25 Special education teachers have needed access to ALL instructional resources provided to the general education teachers.

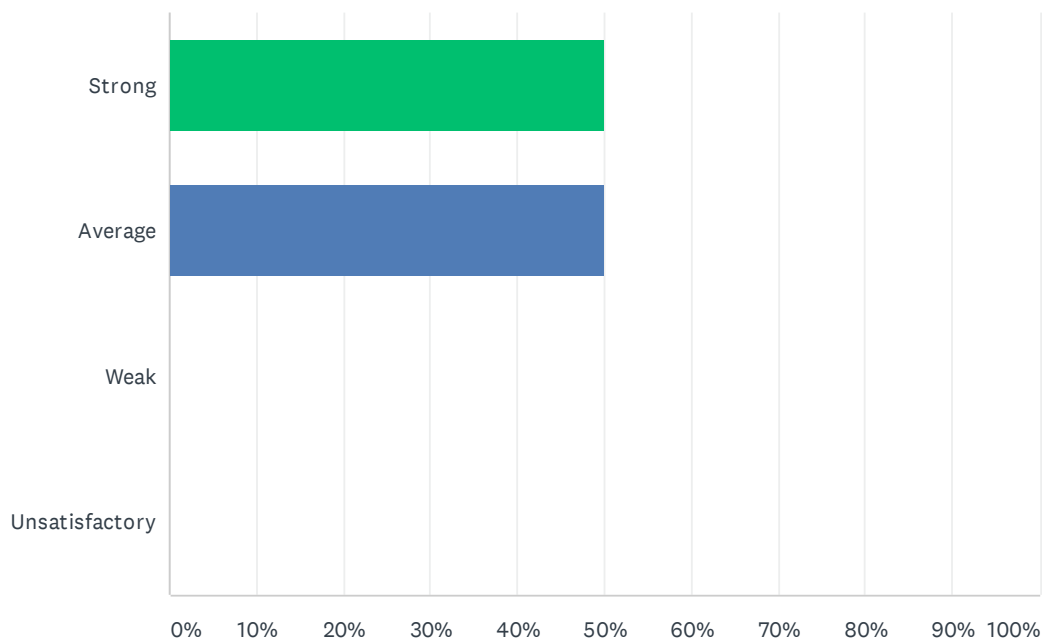
Answered: 6 Skipped: 5



ANSWER CHOICES	RESPONSES	
Strong	16.67%	1
Average	66.67%	4
Weak	16.67%	1
Unsatisfactory	0.00%	0
TOTAL		6

## Q26 Special education teachers are adequately trained in the administration of state assessments and District IEP's.

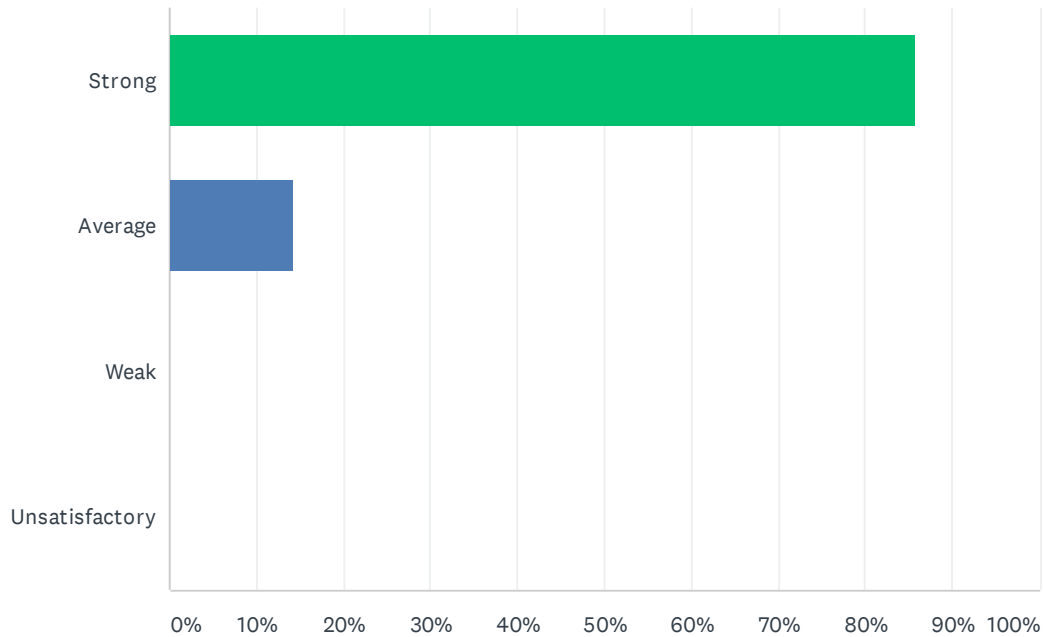
Answered: 6 Skipped: 5



ANSWER CHOICES	RESPONSES	
Strong	50.00%	3
Average	50.00%	3
Weak	0.00%	0
Unsatisfactory	0.00%	0
TOTAL		6

## Q27 The site principal is accessible to discuss special education issues.

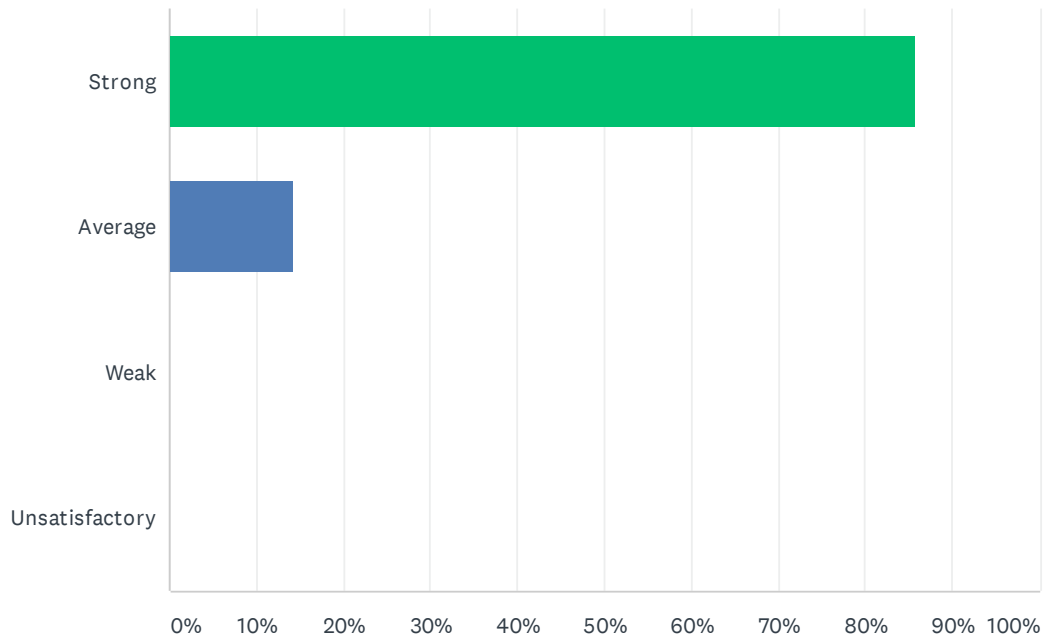
Answered: 7   Skipped: 4



ANSWER CHOICES	RESPONSES	
Strong	85.71%	6
Average	14.29%	1
Weak	0.00%	0
Unsatisfactory	0.00%	0
TOTAL		7

## Q28 The site principal promotes equal opportunities for all students to learn.

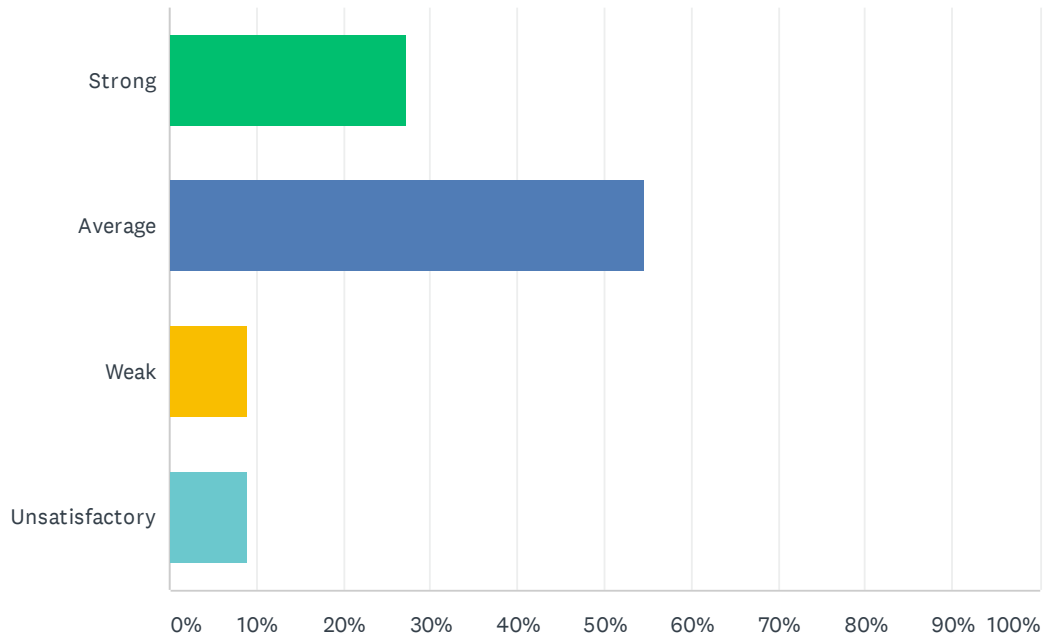
Answered: 7   Skipped: 4



ANSWER CHOICES	RESPONSES	
Strong	85.71%	6
Average	14.29%	1
Weak	0.00%	0
Unsatisfactory	0.00%	0
TOTAL		7

## Q29 PBIS is used effectively and is improving behavior.

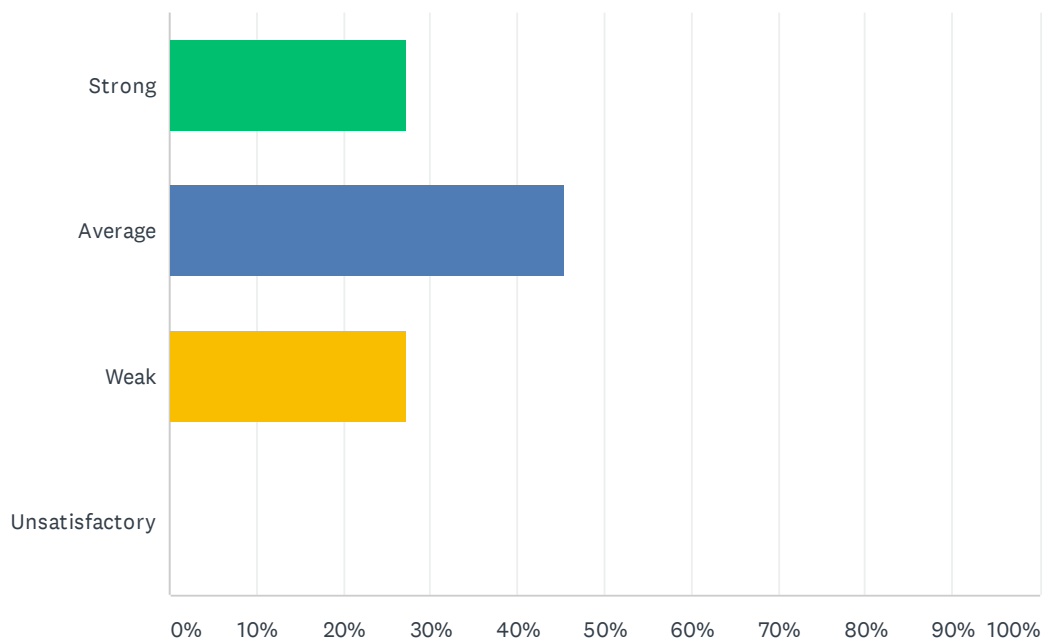
Answered: 11 Skipped: 0



ANSWER CHOICES	RESPONSES	
Strong	27.27%	3
Average	54.55%	6
Weak	9.09%	1
Unsatisfactory	9.09%	1
TOTAL		11

## Q30 PBIS and Behavior Intervention Specialists are creating a safer environment at my site.

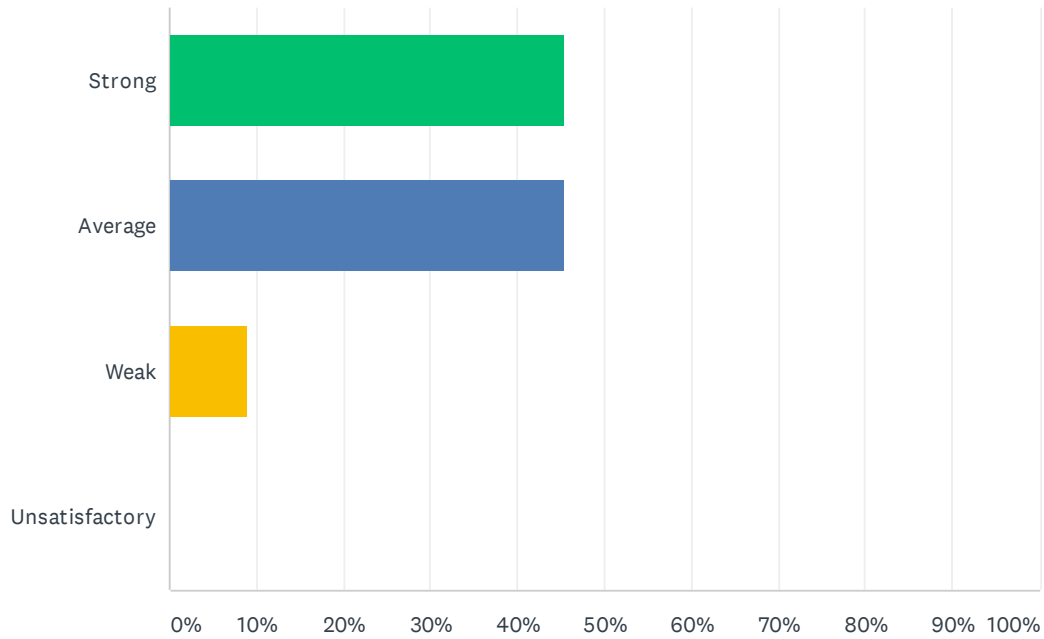
Answered: 11 Skipped: 0



ANSWER CHOICES	RESPONSES	
Strong	27.27%	3
Average	45.45%	5
Weak	27.27%	3
Unsatisfactory	0.00%	0
TOTAL		11

## Q31 Staff and students feel safe at my site.

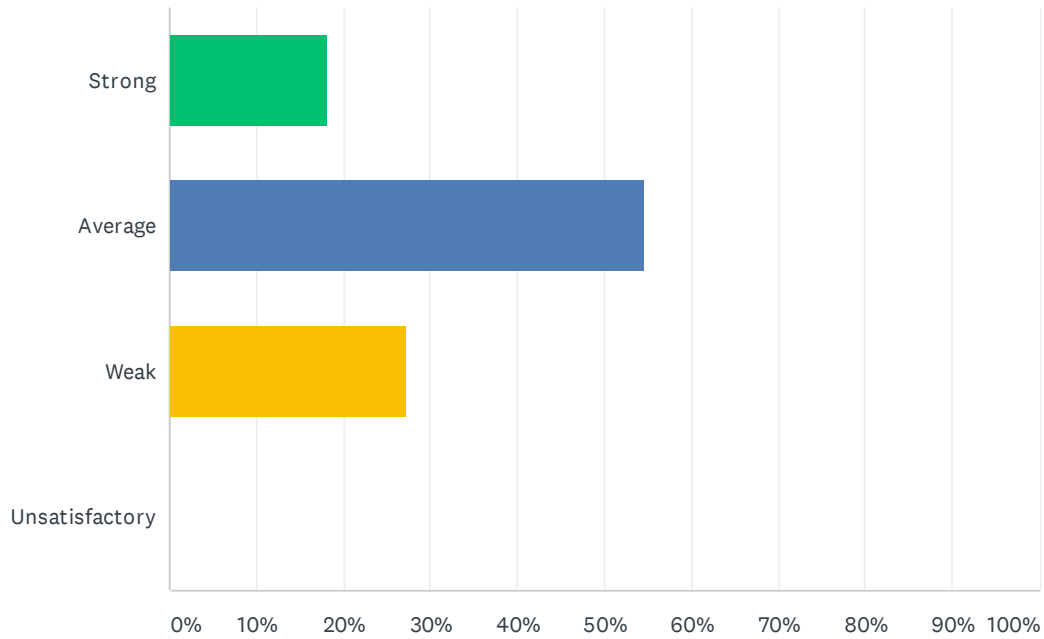
Answered: 11 Skipped: 0



ANSWER CHOICES	RESPONSES	
Strong	45.45%	5
Average	45.45%	5
Weak	9.09%	1
Unsatisfactory	0.00%	0
TOTAL		11

## Q32 Discipline is improving at my site and not interfering with learning.

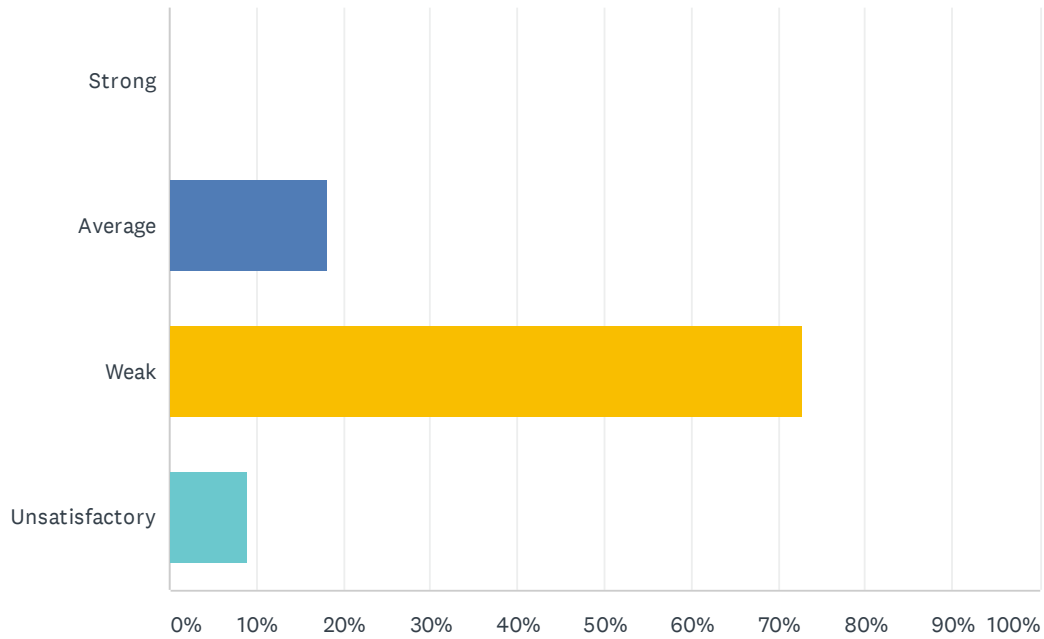
Answered: 11 Skipped: 0



ANSWER CHOICES	RESPONSES	
Strong	18.18%	2
Average	54.55%	6
Weak	27.27%	3
Unsatisfactory	0.00%	0
<b>TOTAL</b>		<b>11</b>

### Q33 Positive referrals are an effective tool in improving discipline.

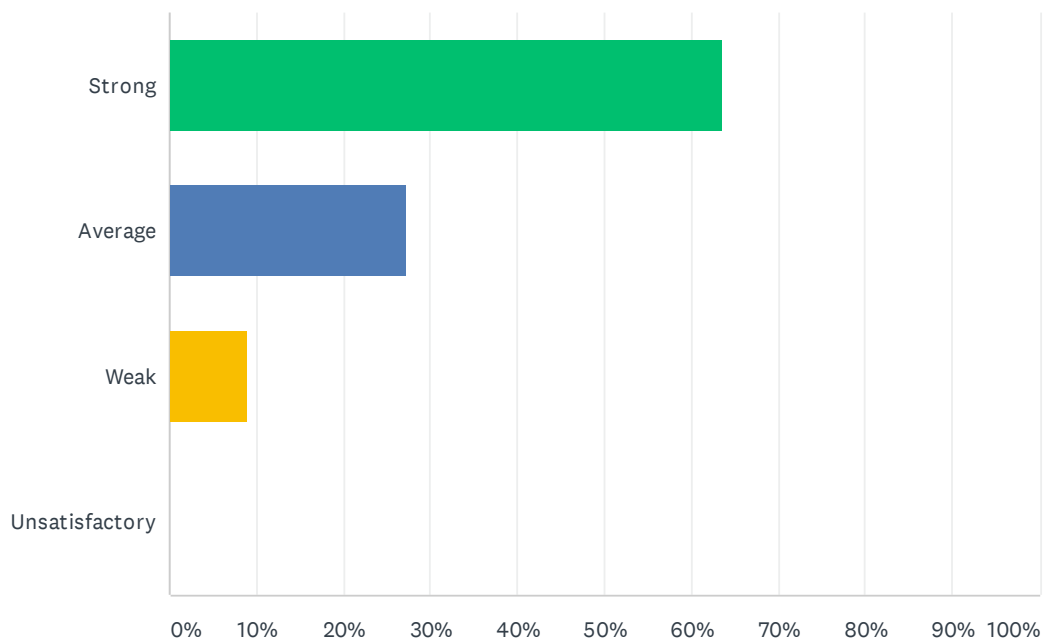
Answered: 11 Skipped: 0



ANSWER CHOICES	RESPONSES	
Strong	0.00%	0
Average	18.18%	2
Weak	72.73%	8
Unsatisfactory	9.09%	1
TOTAL		11

### Q34 When ODR's (office disciplinary referral) are written the teacher's word is valued and trusted.

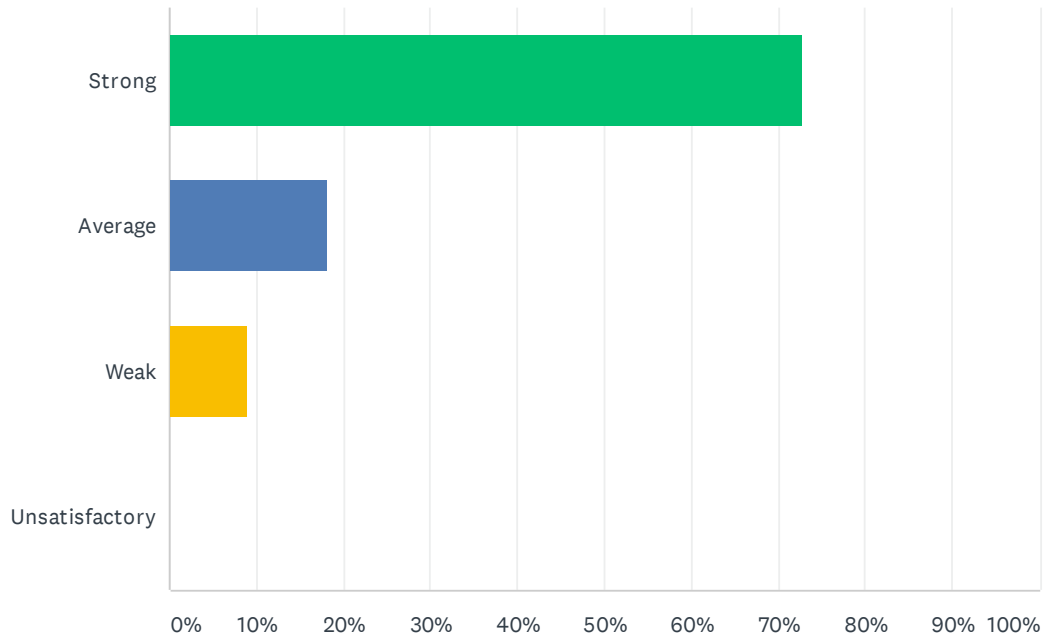
Answered: 11 Skipped: 0



ANSWER CHOICES	RESPONSES	
Strong	63.64%	7
Average	27.27%	3
Weak	9.09%	1
Unsatisfactory	0.00%	0
TOTAL		11

## Q35 My site has a positive atmosphere.

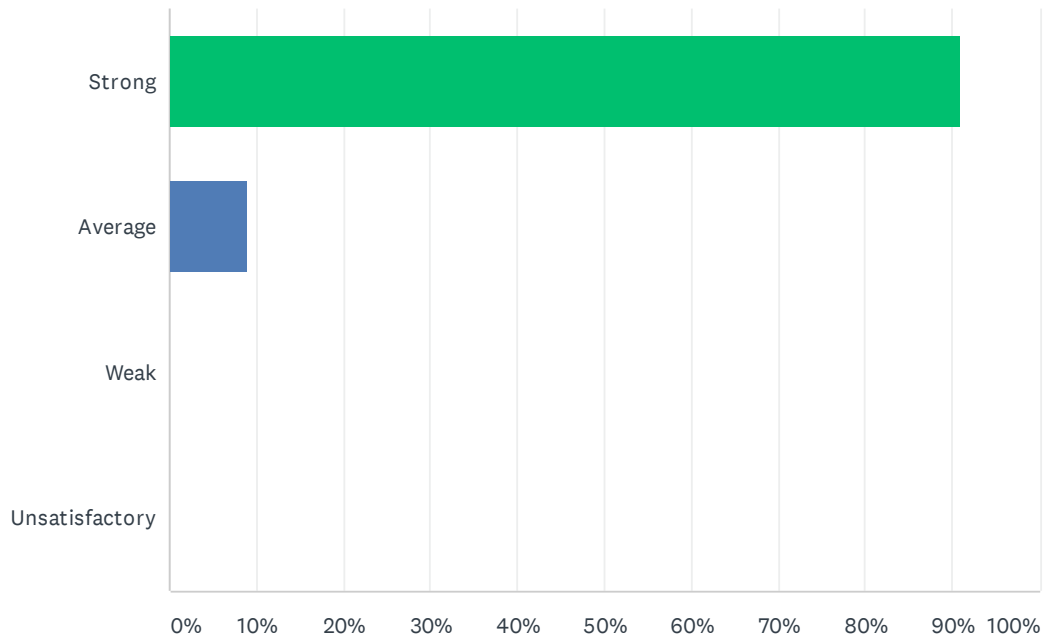
Answered: 11 Skipped: 0



ANSWER CHOICES	RESPONSES	
Strong	72.73%	8
Average	18.18%	2
Weak	9.09%	1
Unsatisfactory	0.00%	0
TOTAL		11

### Q36 I would recommend my site to other employees and prospective teachers.

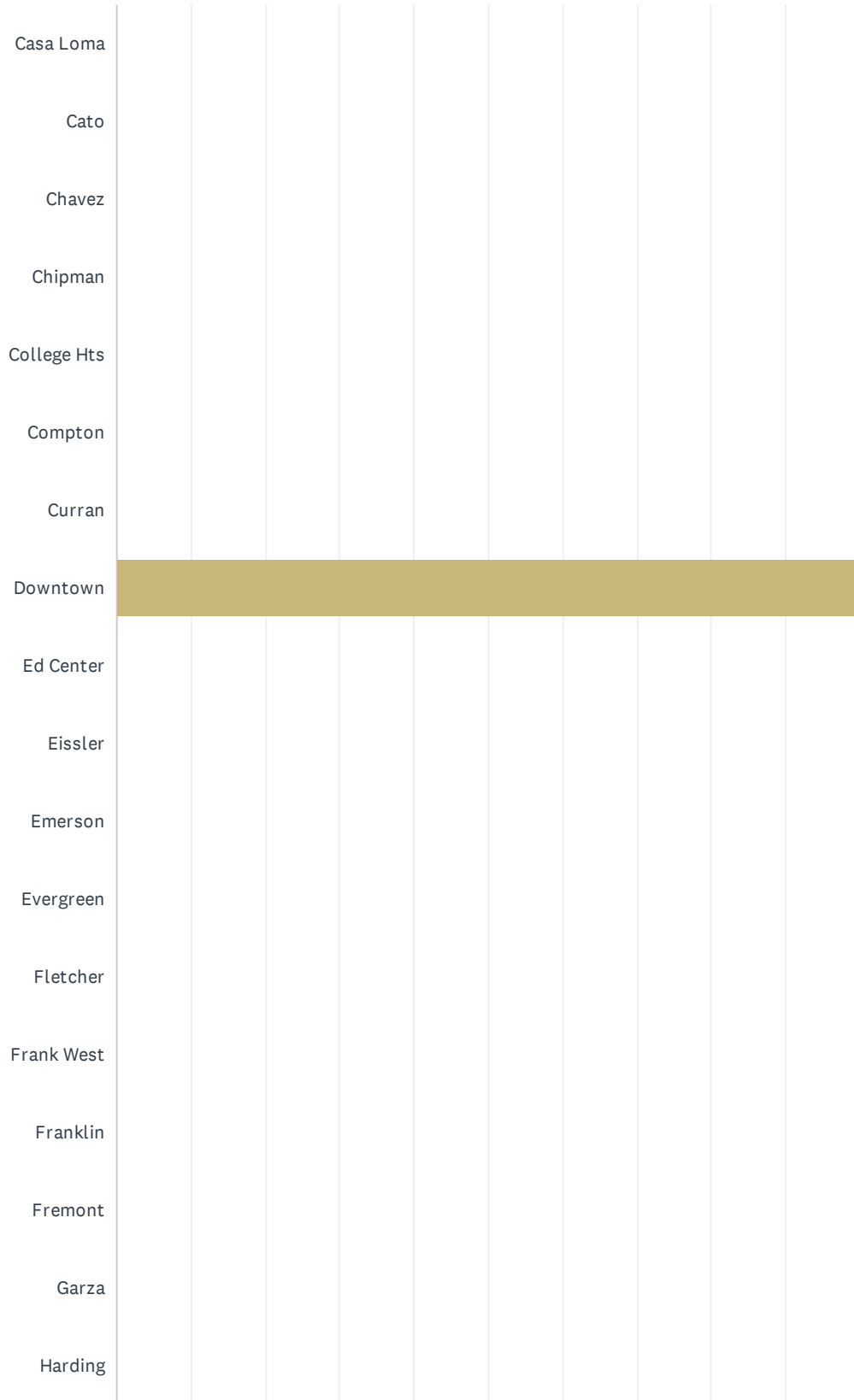
Answered: 11 Skipped: 0



ANSWER CHOICES	RESPONSES	
Strong	90.91%	10
Average	9.09%	1
Weak	0.00%	0
Unsatisfactory	0.00%	0
TOTAL		11

**Q1 School Site (If you work at multiple sites choose your home site OR complete a survey for each site at which you spend significant time.)**

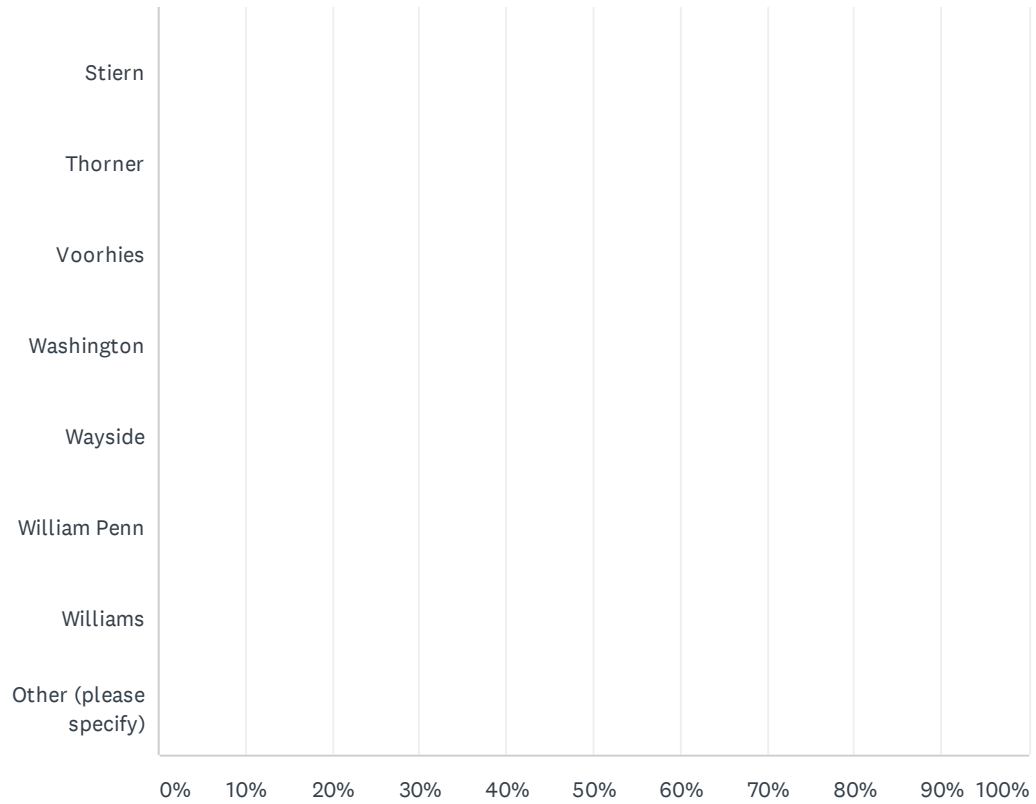
Answered: 5   Skipped: 0



## 2019-2020 BETA Administration/Site Climate Survey

Harris										
Horace Mann										
Hort										
Jefferson										
Longfellow										
McKinley										
Mt.Vernon										
Munsey										
Nichols										
Noble										
Nurses										
Owens Intermediate										
Owens Primary										
Pauly										
Pioneer										
Rafer Johnson										
Roosevelt										
Sequoia										
Sierra										
Special Ed Office										
Stella Hills										

## 2019-2020 BETA Administration/Site Climate Survey



# 2019-2020 BETA Administration/Site Climate Survey

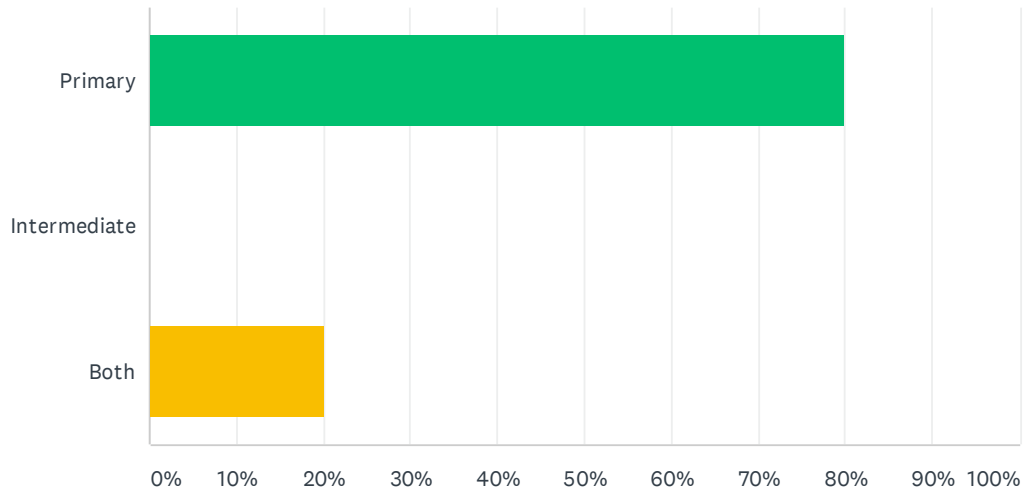
ANSWER CHOICES	RESPONSES	
Casa Loma	0.00%	0
Cato	0.00%	0
Chavez	0.00%	0
Chipman	0.00%	0
College Hts	0.00%	0
Compton	0.00%	0
Curran	0.00%	0
Downtown	100.00%	5
Ed Center	0.00%	0
Eissler	0.00%	0
Emerson	0.00%	0
Evergreen	0.00%	0
Fletcher	0.00%	0
Frank West	0.00%	0
Franklin	0.00%	0
Fremont	0.00%	0
Garza	0.00%	0
Harding	0.00%	0
Harris	0.00%	0
Horace Mann	0.00%	0
Hort	0.00%	0
Jefferson	0.00%	0
Longfellow	0.00%	0
McKinley	0.00%	0
Mt.Vernon	0.00%	0
Munsey	0.00%	0
Nichols	0.00%	0
Noble	0.00%	0
Nurses	0.00%	0
Owens Intermediate	0.00%	0
Owens Primary	0.00%	0
Pauly	0.00%	0

## 2019-2020 BETA Administration/Site Climate Survey

Pioneer	0.00%	0
Rafer Johnson	0.00%	0
Roosevelt	0.00%	0
Sequoia	0.00%	0
Sierra	0.00%	0
Special Ed Office	0.00%	0
Stella Hills	0.00%	0
Stiern	0.00%	0
Thorner	0.00%	0
Voorhies	0.00%	0
Washington	0.00%	0
Wayside	0.00%	0
William Penn	0.00%	0
Williams	0.00%	0
Other (please specify)	0.00%	0
Total Respondents: 5		

## Q2 Instructional Grade Level or Support Services

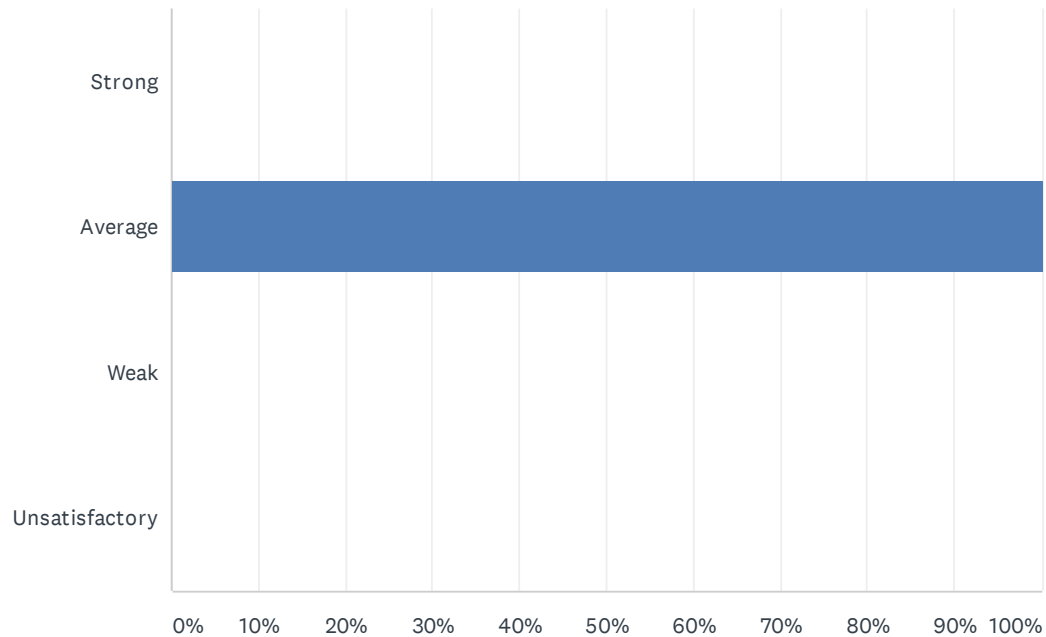
Answered: 5   Skipped: 0



ANSWER CHOICES	RESPONSES	
Primary	80.00%	4
Intermediate	0.00%	0
Both	20.00%	1
TOTAL		5

### Q3 Site administration is sensitive to the needs of students, staff, and community.

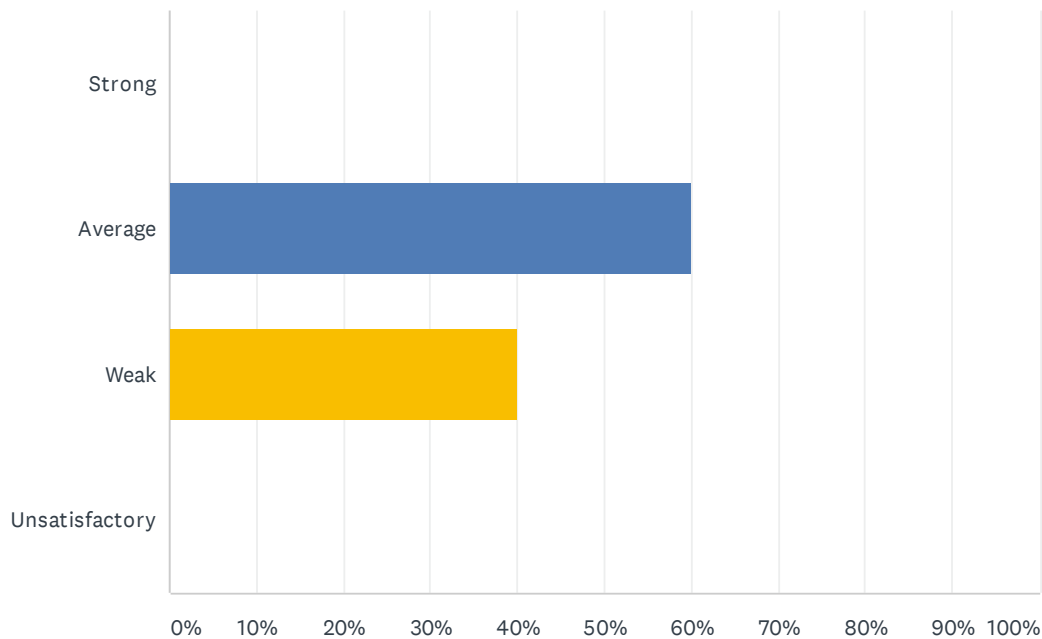
Answered: 5   Skipped: 0



ANSWER CHOICES	RESPONSES	
Strong	0.00%	0
Average	100.00%	5
Weak	0.00%	0
Unsatisfactory	0.00%	0
TOTAL		5

## Q4 Site administration treats staff with respect; you feel like a valued member of a team

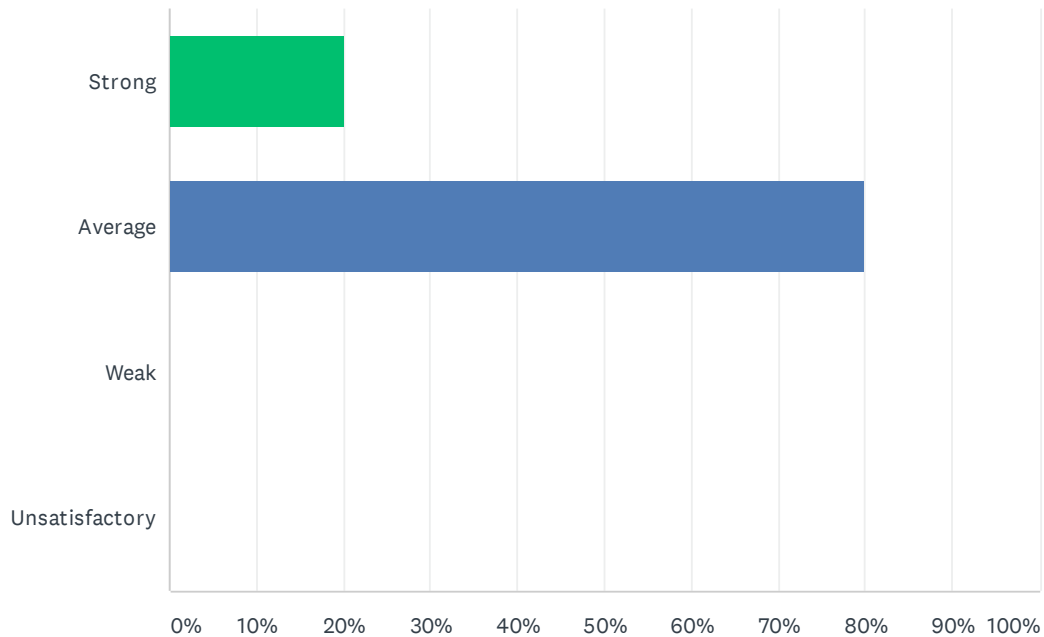
Answered: 5 Skipped: 0



ANSWER CHOICES	RESPONSES	
Strong	0.00%	0
Average	60.00%	3
Weak	40.00%	2
Unsatisfactory	0.00%	0
TOTAL		5

## Q5 Site administration conducts classroom visits (walk-through) in least the disruptive manner and leaves timely feedback (within 24 hours).

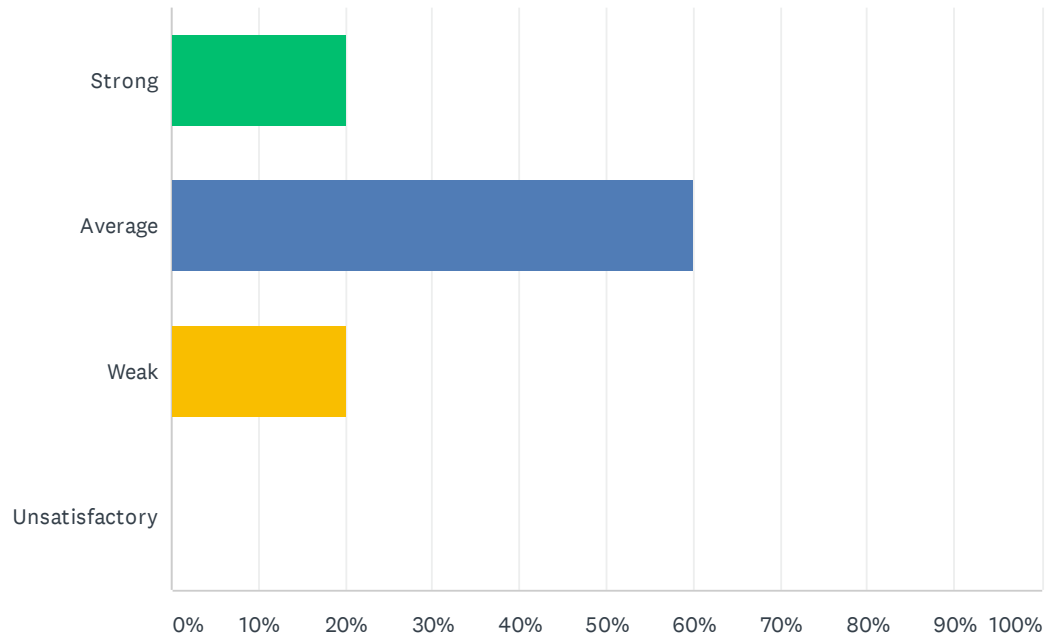
Answered: 5 Skipped: 0



ANSWER CHOICES	RESPONSES	
Strong	20.00%	1
Average	80.00%	4
Weak	0.00%	0
Unsatisfactory	0.00%	0
TOTAL		5

## Q6 Site administration follows the contract and respects personal rights.

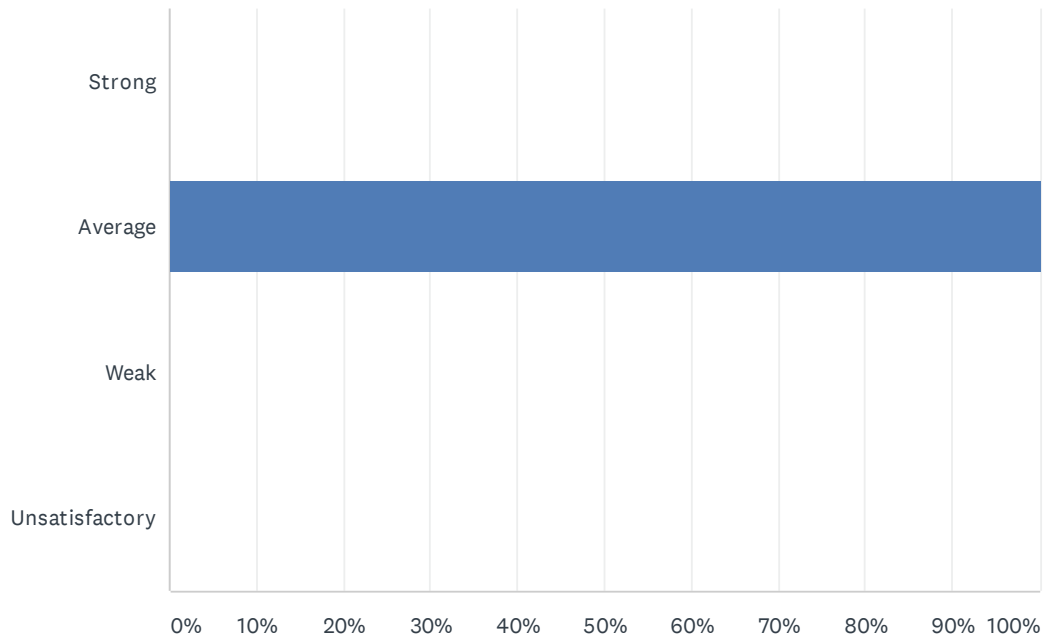
Answered: 5   Skipped: 0



ANSWER CHOICES	RESPONSES	
Strong	20.00%	1
Average	60.00%	3
Weak	20.00%	1
Unsatisfactory	0.00%	0
TOTAL		5

## Q7 Administration utilizes staff according to their job description (ie. Coaches, APL's, Specialists & Staff).

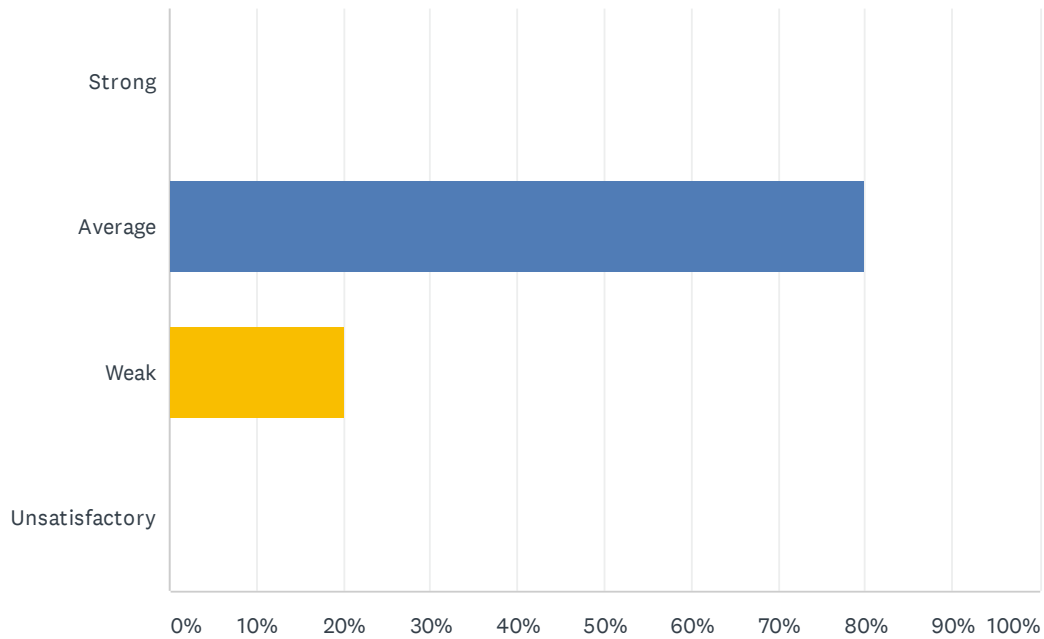
Answered: 5 Skipped: 0



ANSWER CHOICES	RESPONSES	
Strong	0.00%	0
Average	100.00%	5
Weak	0.00%	0
Unsatisfactory	0.00%	0
TOTAL		5

## Q8 Administration maintains open communication with staff, parents, and students.

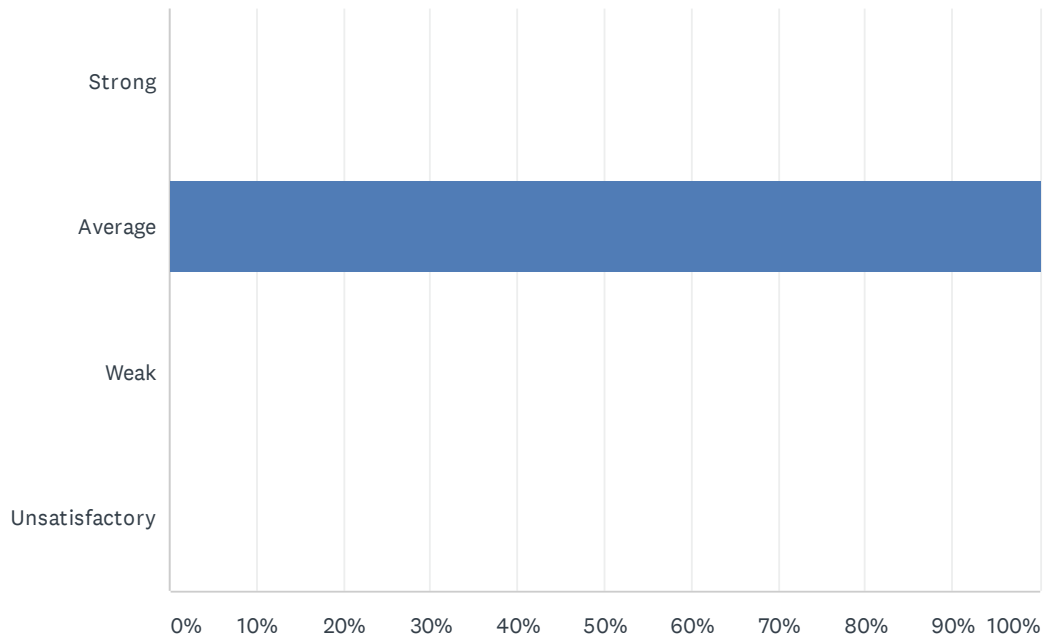
Answered: 5 Skipped: 0



ANSWER CHOICES	RESPONSES	
Strong	0.00%	0
Average	80.00%	4
Weak	20.00%	1
Unsatisfactory	0.00%	0
TOTAL		5

## Q9 Administration supports staff against attacks and criticism from parents.

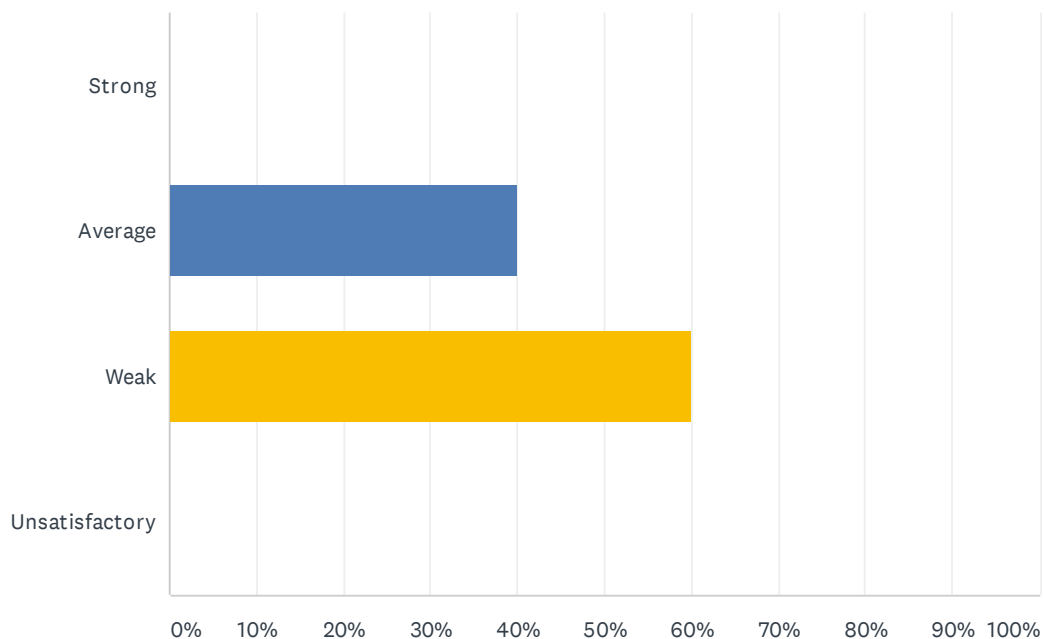
Answered: 5 Skipped: 0



ANSWER CHOICES	RESPONSES	
Strong	0.00%	0
Average	100.00%	5
Weak	0.00%	0
Unsatisfactory	0.00%	0
TOTAL		5

## Q10 Site administration treats all teachers equally; there is no preferential treatment.

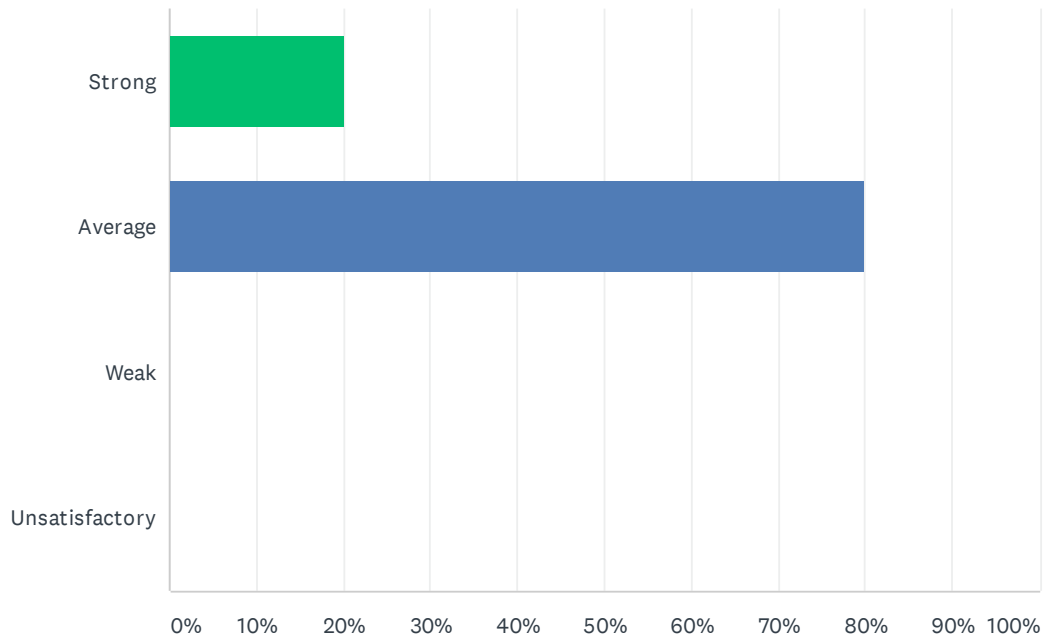
Answered: 5 Skipped: 0



ANSWER CHOICES	RESPONSES	
Strong	0.00%	0
Average	40.00%	2
Weak	60.00%	3
Unsatisfactory	0.00%	0
<b>TOTAL</b>		<b>5</b>

## Q11 Administration supports classroom discipline procedures and follows District discipline guidelines.

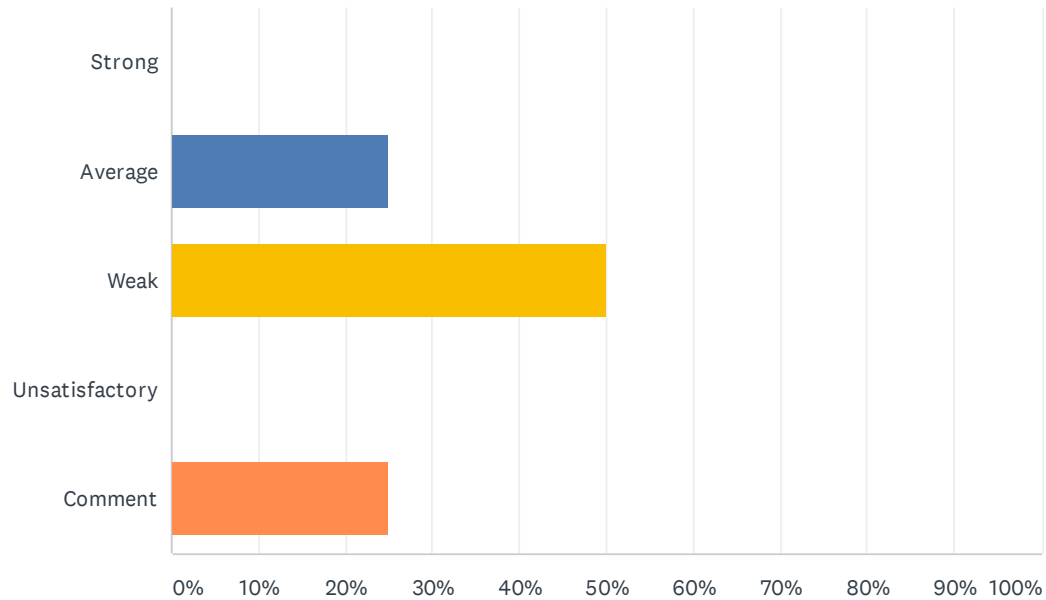
Answered: 5 Skipped: 0



ANSWER CHOICES	RESPONSES	
Strong	20.00%	1
Average	80.00%	4
Weak	0.00%	0
Unsatisfactory	0.00%	0
TOTAL		5

## Q12 Administration processes ODR's (Office Disciplinary Referrals) within 48 hours and supports staff when discipline moves beyond classroom managed behaviors.

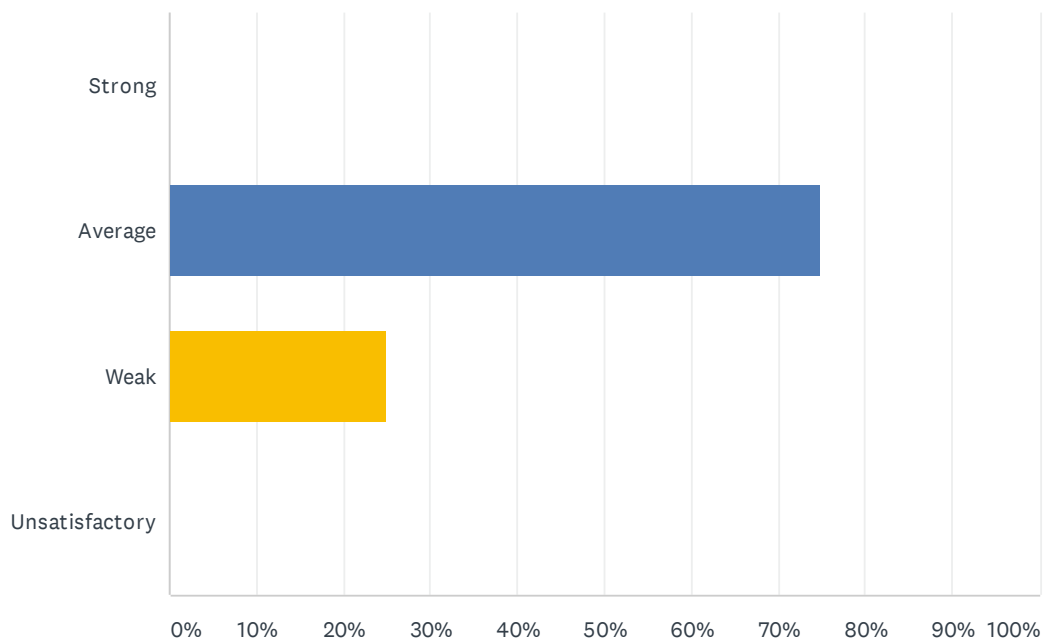
Answered: 4 Skipped: 1



ANSWER CHOICES	RESPONSES	
Strong	0.00%	0
Average	25.00%	1
Weak	50.00%	2
Unsatisfactory	0.00%	0
Comment	25.00%	1
TOTAL		4

### Q13 Administration treats teachers as professionals; the teacher's word is not disregarded in favor of the student's.

Answered: 4   Skipped: 1



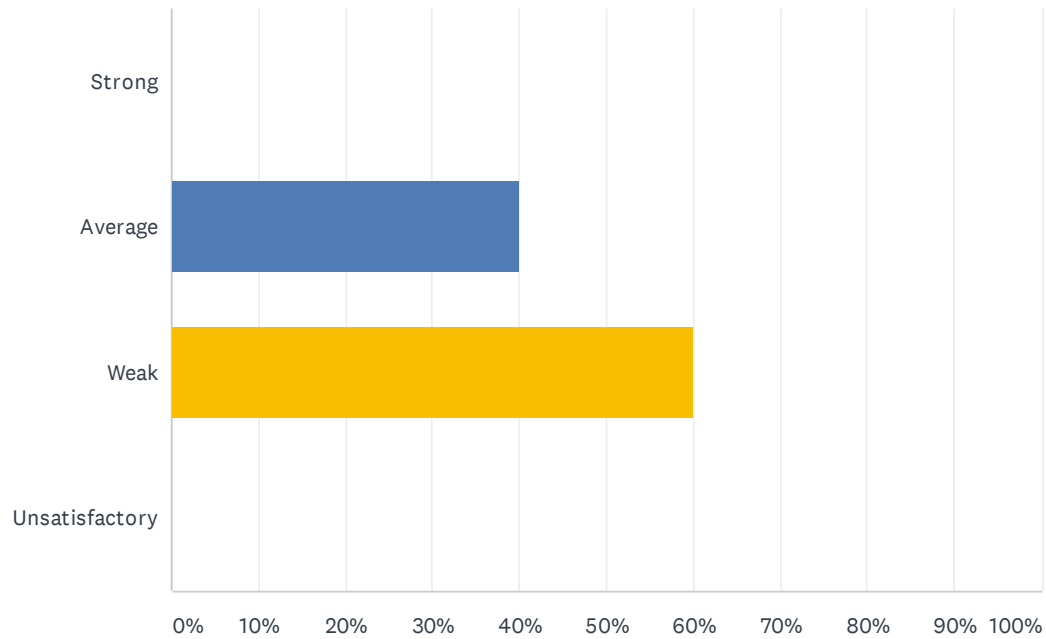
ANSWER CHOICES	RESPONSES	
Strong	0.00%	0
Average	75.00%	3
Weak	25.00%	1
Unsatisfactory	0.00%	0
TOTAL		4

**Q14 How do you feel that your administration positively/negatively impacts working conditions at your site?**

Answered: 4   Skipped: 1

## Q15 Site staff is involved in setting school policies and budgetary priorities.

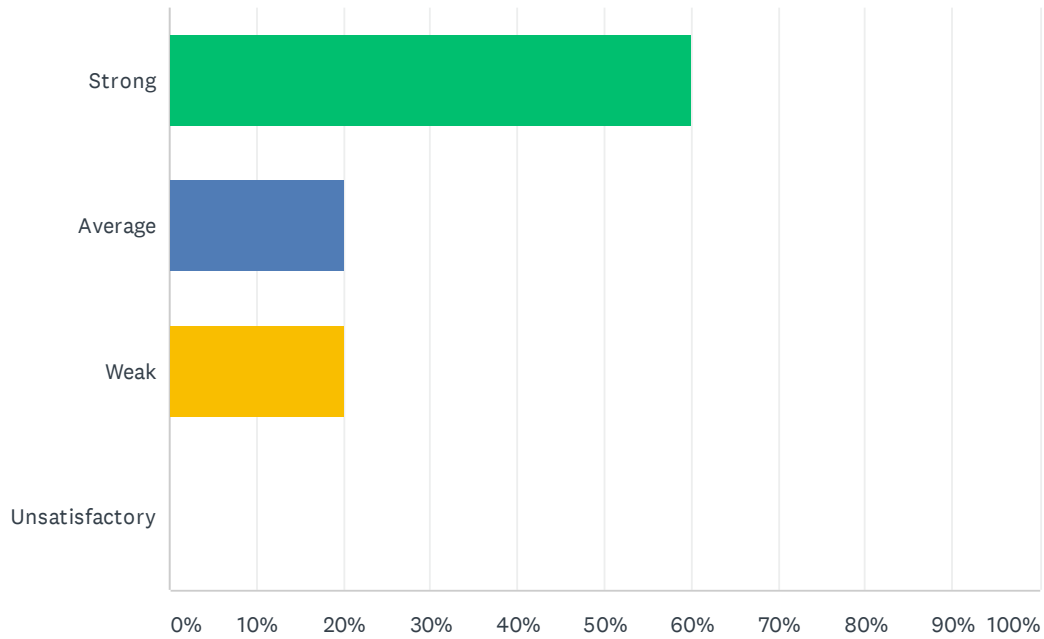
Answered: 5 Skipped: 0



ANSWER CHOICES	RESPONSES	
Strong	0.00%	0
Average	40.00%	2
Weak	60.00%	3
Unsatisfactory	0.00%	0
<b>TOTAL</b>		<b>5</b>

## Q16 Site meetings are productive and not excessive.

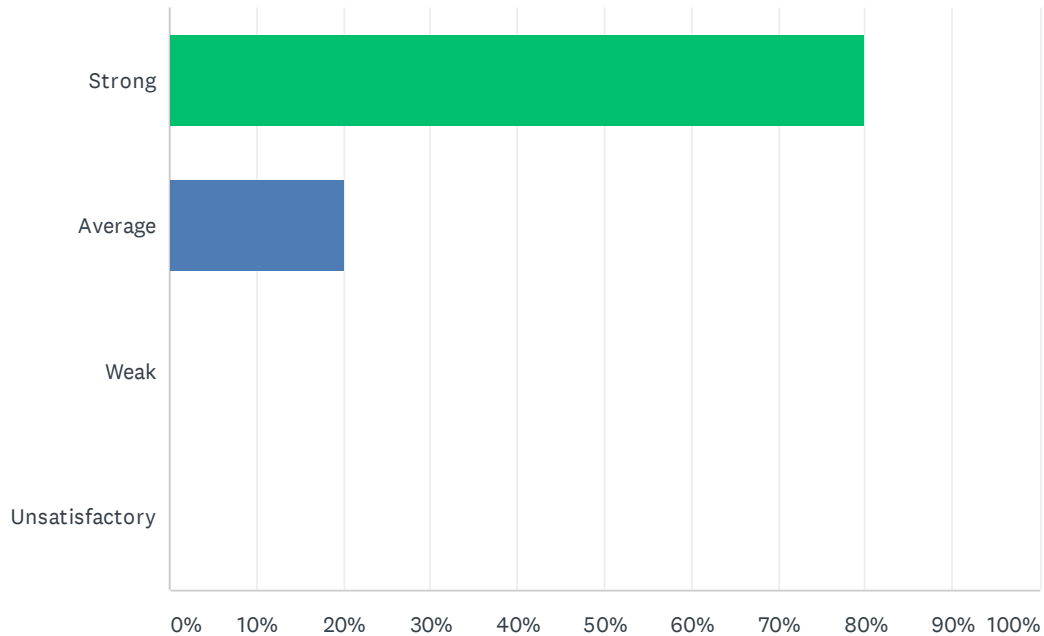
Answered: 5 Skipped: 0



ANSWER CHOICES	RESPONSES	
Strong	60.00%	3
Average	20.00%	1
Weak	20.00%	1
Unsatisfactory	0.00%	0
TOTAL		5

**Q17 Bank days are used for PLC activities; Site administration uses two Bank Days a month and staff gets uninterrupted planning/preparation time twice a month during Bank Days.**

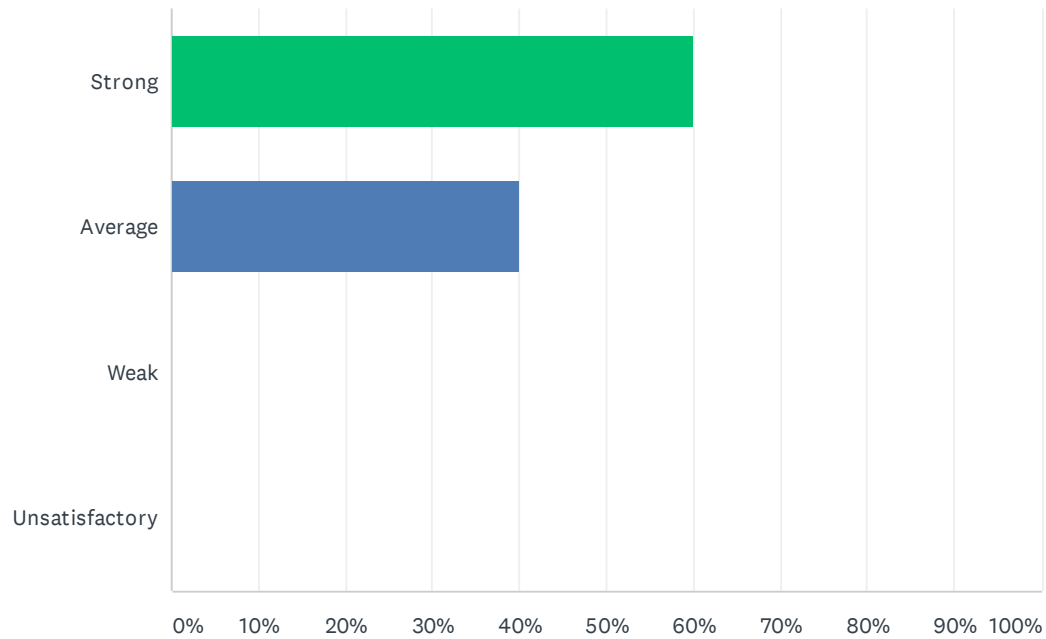
Answered: 5 Skipped: 0



ANSWER CHOICES	RESPONSES	
Strong	80.00%	4
Average	20.00%	1
Weak	0.00%	0
Unsatisfactory	0.00%	0
TOTAL		5

## Q18 My site receives daily consecutive uninterrupted planning/preparation time. (30 minutes / 40 minutes)

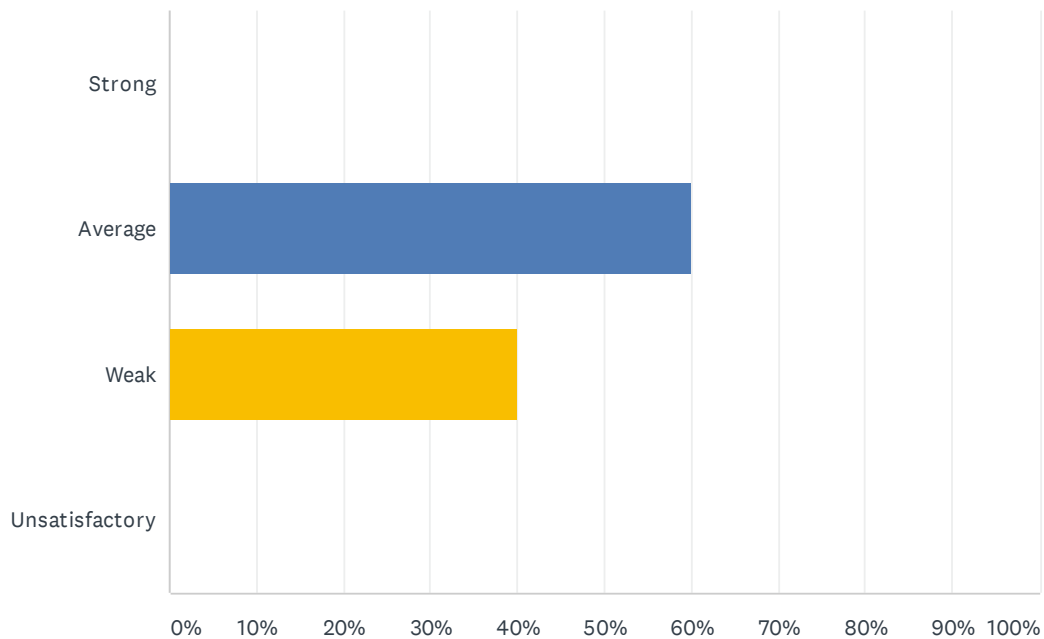
Answered: 5 Skipped: 0



ANSWER CHOICES	RESPONSES	
Strong	60.00%	3
Average	40.00%	2
Weak	0.00%	0
Unsatisfactory	0.00%	0
TOTAL		5

## Q19 Staff is given time to input district required data (ie. Benchmarks, Dibels, CFAs, Report Card, and etc).

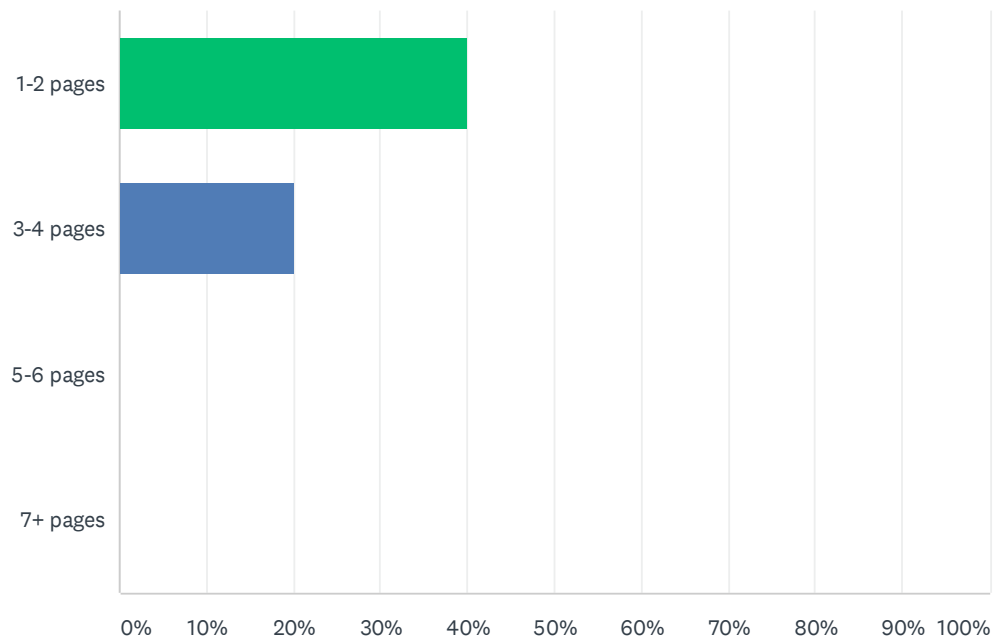
Answered: 5 Skipped: 0



ANSWER CHOICES	RESPONSES	
Strong	0.00%	0
Average	60.00%	3
Weak	40.00%	2
Unsatisfactory	0.00%	0
TOTAL		5

## Q20 Teachers are required to submit complete, but not excessively lengthy lesson plans.

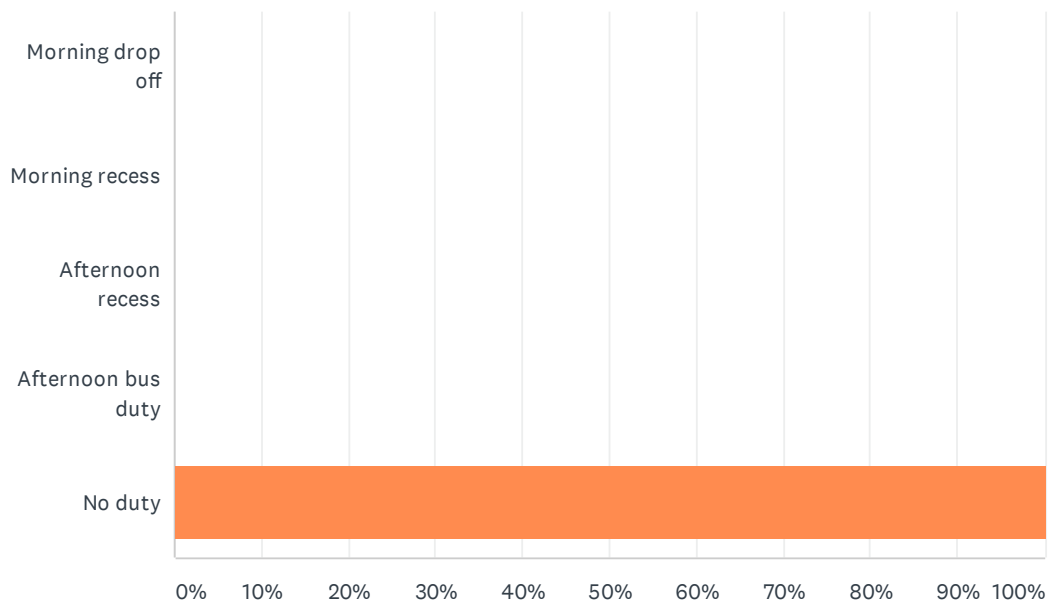
Answered: 5 Skipped: 0



ANSWER CHOICES	RESPONSES	
1-2 pages	40.00%	2
3-4 pages	20.00%	1
5-6 pages	0.00%	0
7+ pages	0.00%	0
TOTAL		5

## Q21 Staff has recess and/or bus duty.

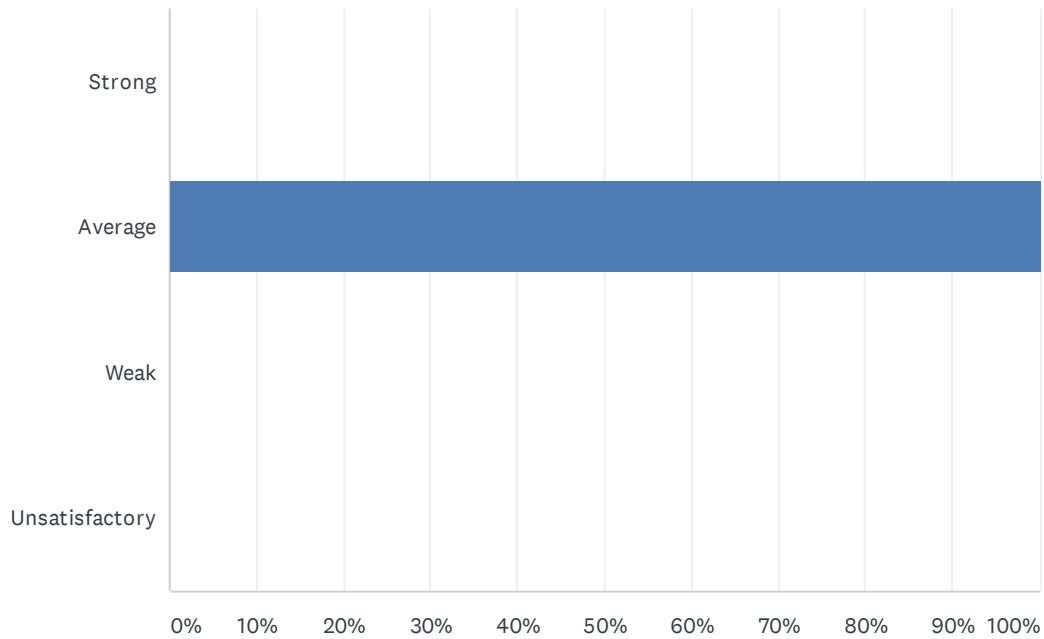
Answered: 5 Skipped: 0



ANSWER CHOICES	RESPONSES	
Morning drop off	0.00%	0
Morning recess	0.00%	0
Afternoon recess	0.00%	0
Afternoon bus duty	0.00%	0
No duty	100.00%	5
Total Respondents: 5		

## Q22 The Special Education Department is assisting you with your questions, problems, and concerns.

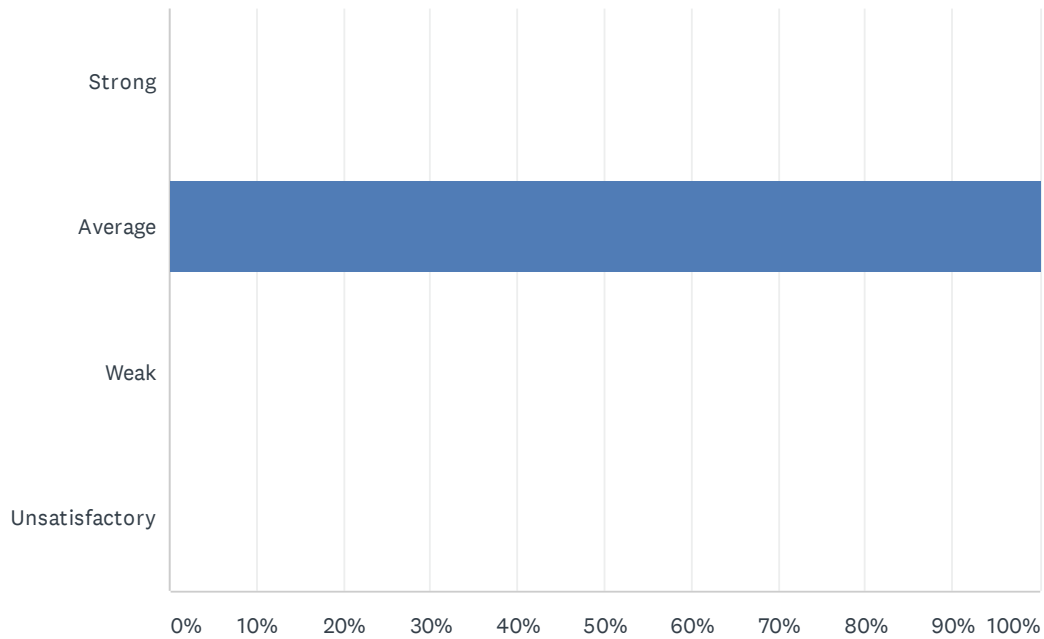
Answered: 2   Skipped: 3



ANSWER CHOICES	RESPONSES	
Strong	0.00%	0
Average	100.00%	2
Weak	0.00%	0
Unsatisfactory	0.00%	0
TOTAL		2

## Q23 Special Education class size is balanced within each program to ensure student safety and individualized instruction.

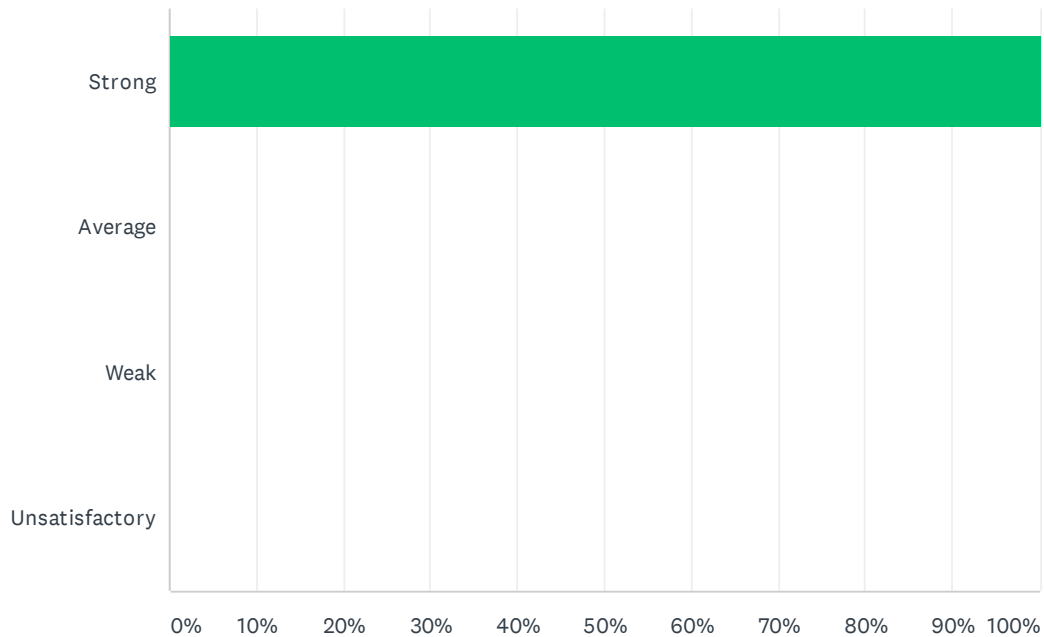
Answered: 2   Skipped: 3



ANSWER CHOICES	RESPONSES	
Strong	0.00%	0
Average	100.00%	2
Weak	0.00%	0
Unsatisfactory	0.00%	0
TOTAL		2

## Q24 Special education teachers have opportunities to participate in school-based, content area staff development.

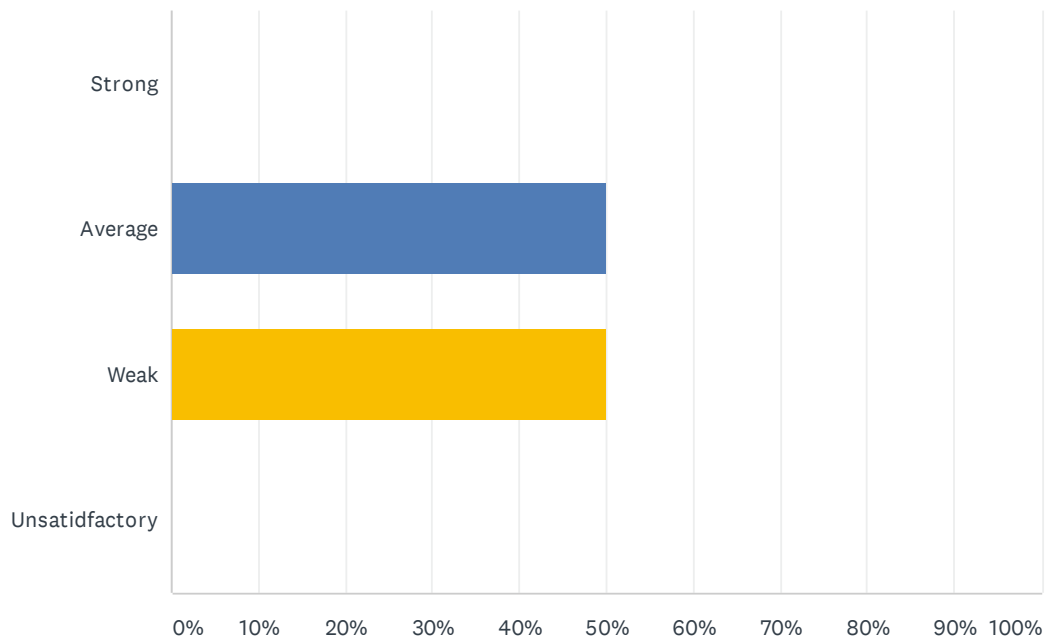
Answered: 3 Skipped: 2



ANSWER CHOICES	RESPONSES	
Strong	100.00%	3
Average	0.00%	0
Weak	0.00%	0
Unsatisfactory	0.00%	0
TOTAL		3

## Q25 Special education teachers have needed access to ALL instructional resources provided to the general education teachers.

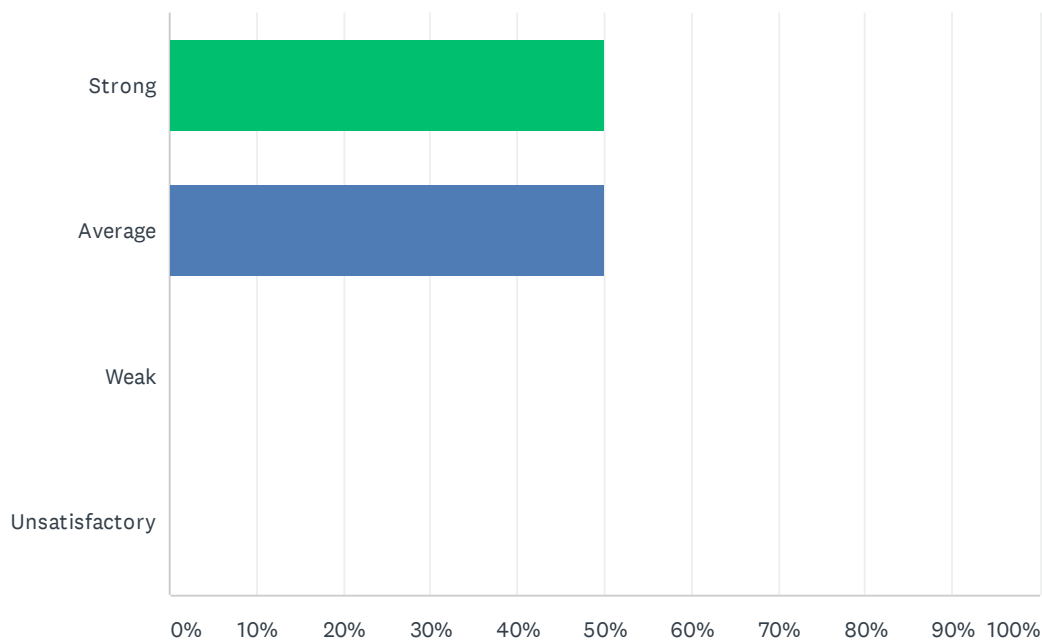
Answered: 2 Skipped: 3



ANSWER CHOICES	RESPONSES	
Strong	0.00%	0
Average	50.00%	1
Weak	50.00%	1
Unsatisfactory	0.00%	0
TOTAL		2

## Q26 Special education teachers are adequately trained in the administration of state assessments and District IEP's.

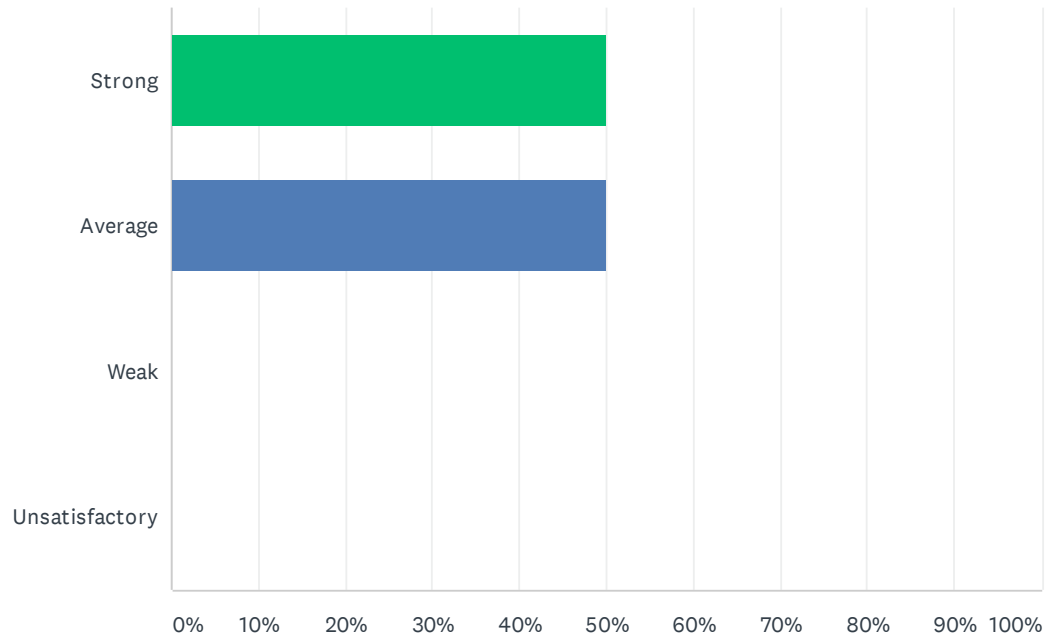
Answered: 2 Skipped: 3



ANSWER CHOICES	RESPONSES	
Strong	50.00%	1
Average	50.00%	1
Weak	0.00%	0
Unsatisfactory	0.00%	0
TOTAL		2

## Q27 The site principal is accessible to discuss special education issues.

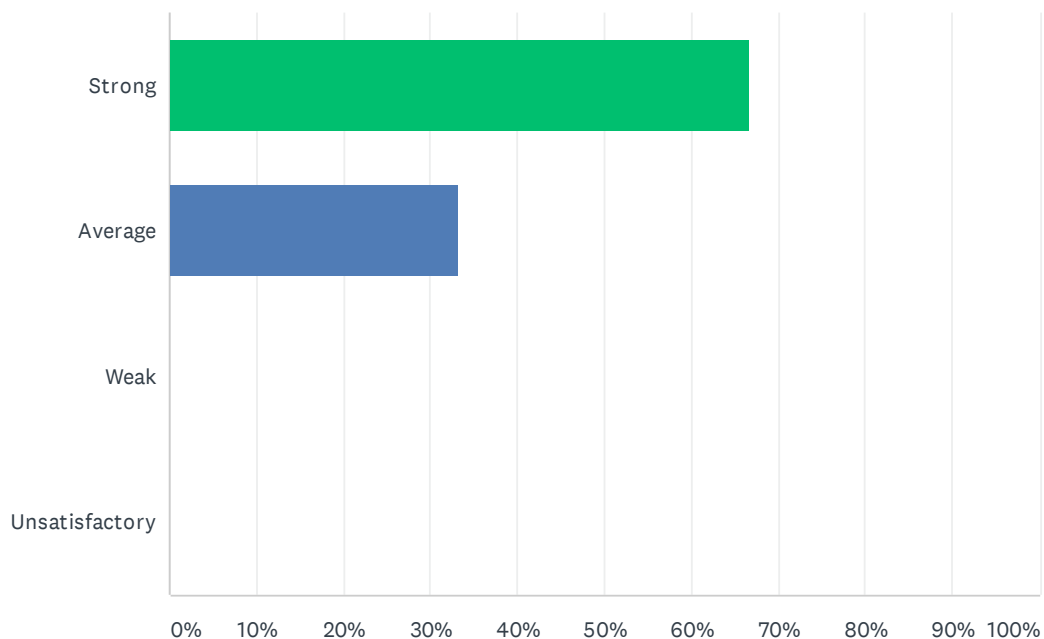
Answered: 2 Skipped: 3



ANSWER CHOICES	RESPONSES	
Strong	50.00%	1
Average	50.00%	1
Weak	0.00%	0
Unsatisfactory	0.00%	0
<b>TOTAL</b>		<b>2</b>

## Q28 The site principal promotes equal opportunities for all students to learn.

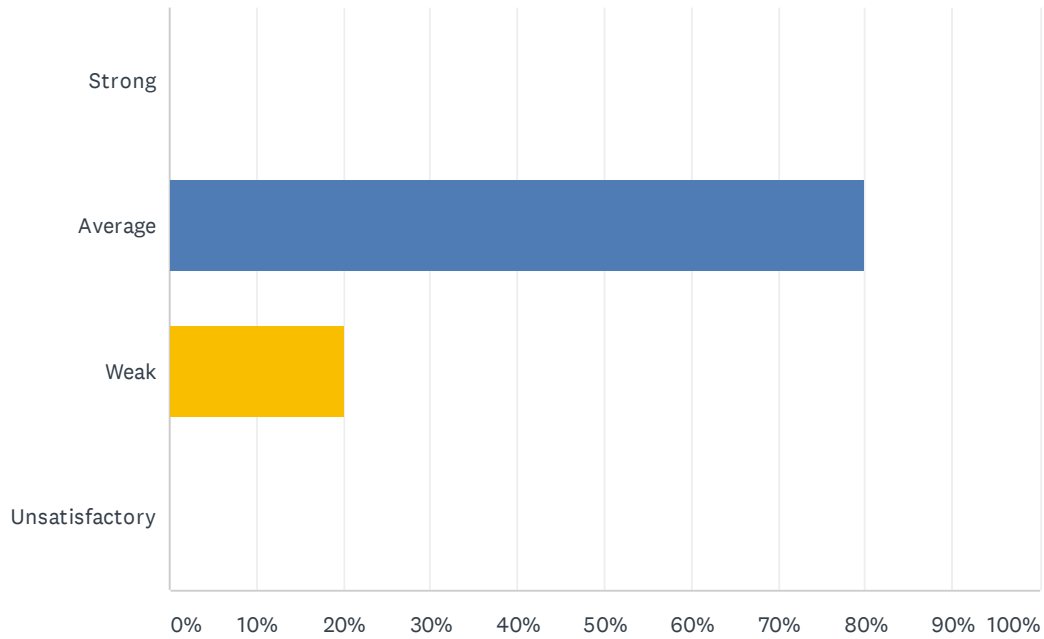
Answered: 3 Skipped: 2



ANSWER CHOICES	RESPONSES	
Strong	66.67%	2
Average	33.33%	1
Weak	0.00%	0
Unsatisfactory	0.00%	0
TOTAL		3

## Q29 PBIS is used effectively and is improving behavior.

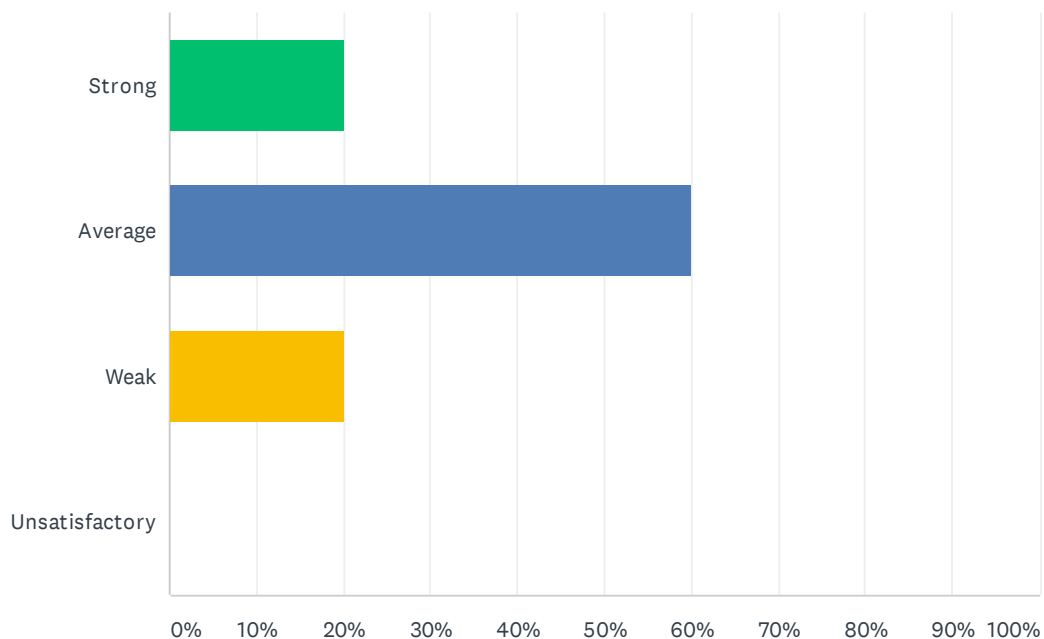
Answered: 5   Skipped: 0



ANSWER CHOICES	RESPONSES	
Strong	0.00%	0
Average	80.00%	4
Weak	20.00%	1
Unsatisfactory	0.00%	0
<b>TOTAL</b>		<b>5</b>

## Q30 PBIS and Behavior Intervention Specialists are creating a safer environment at my site.

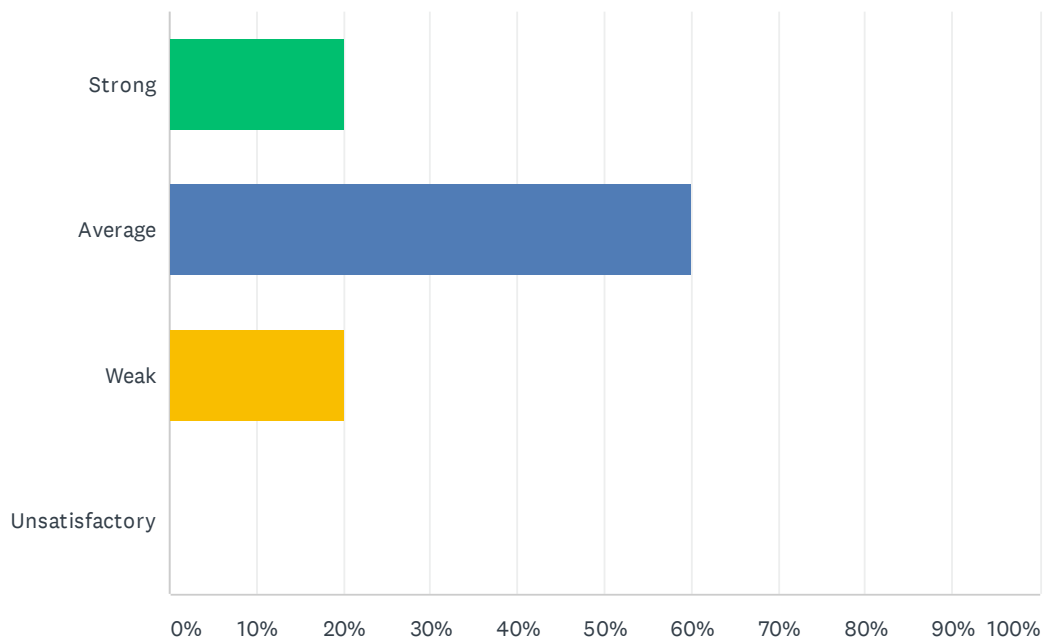
Answered: 5 Skipped: 0



ANSWER CHOICES	RESPONSES	
Strong	20.00%	1
Average	60.00%	3
Weak	20.00%	1
Unsatisfactory	0.00%	0
TOTAL		5

## Q31 Staff and students feel safe at my site.

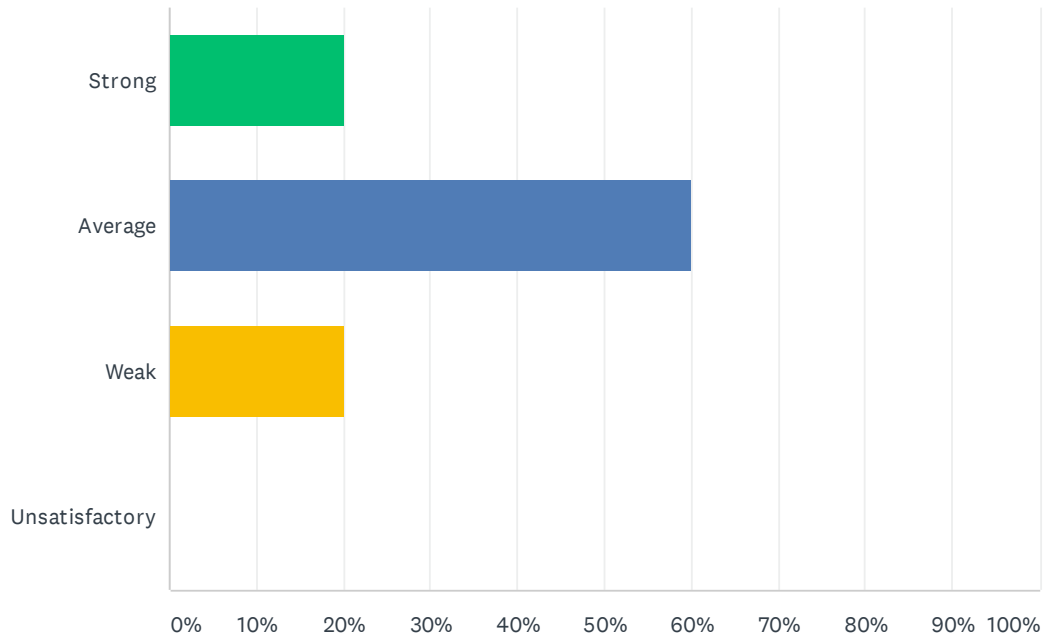
Answered: 5 Skipped: 0



ANSWER CHOICES	RESPONSES	
Strong	20.00%	1
Average	60.00%	3
Weak	20.00%	1
Unsatisfactory	0.00%	0
TOTAL		5

## Q32 Discipline is improving at my site and not interfering with learning.

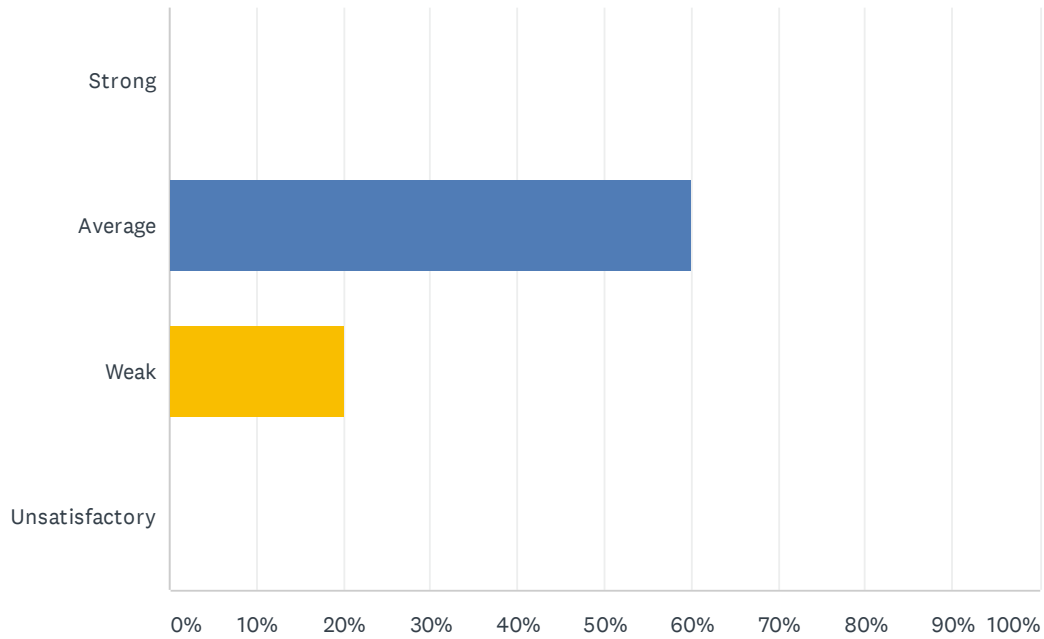
Answered: 5 Skipped: 0



ANSWER CHOICES	RESPONSES	
Strong	20.00%	1
Average	60.00%	3
Weak	20.00%	1
Unsatisfactory	0.00%	0
<b>TOTAL</b>		<b>5</b>

### Q33 Positive referrals are an effective tool in improving discipline.

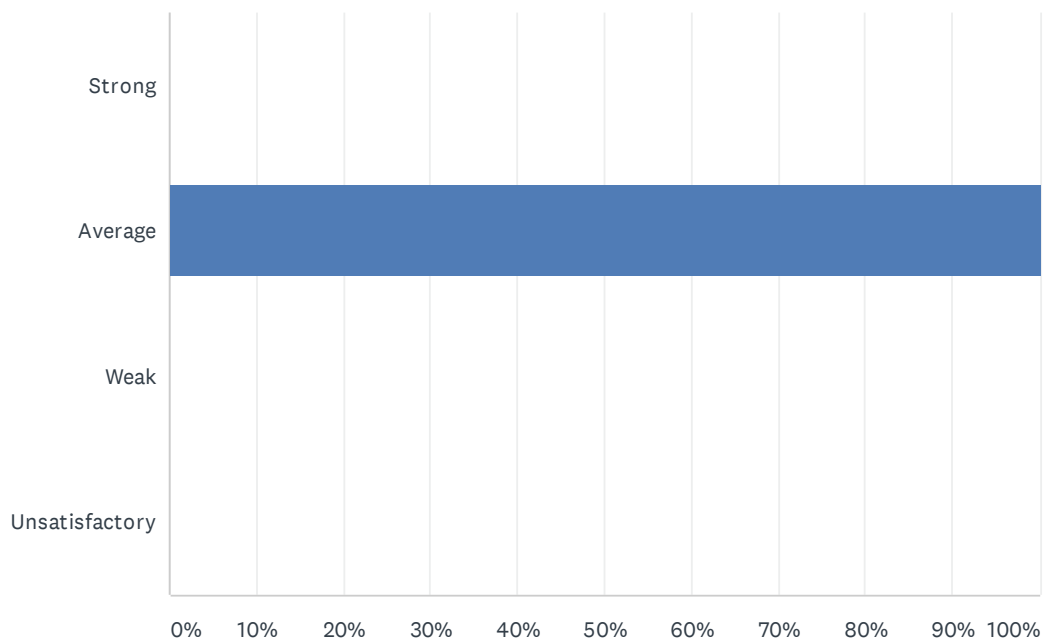
Answered: 5 Skipped: 0



ANSWER CHOICES	RESPONSES	
Strong	0.00%	0
Average	60.00%	3
Weak	20.00%	1
Unsatisfactory	0.00%	0
<b>TOTAL</b>		<b>5</b>

### Q34 When ODR's (office disciplinary referral) are written the teacher's word is valued and trusted.

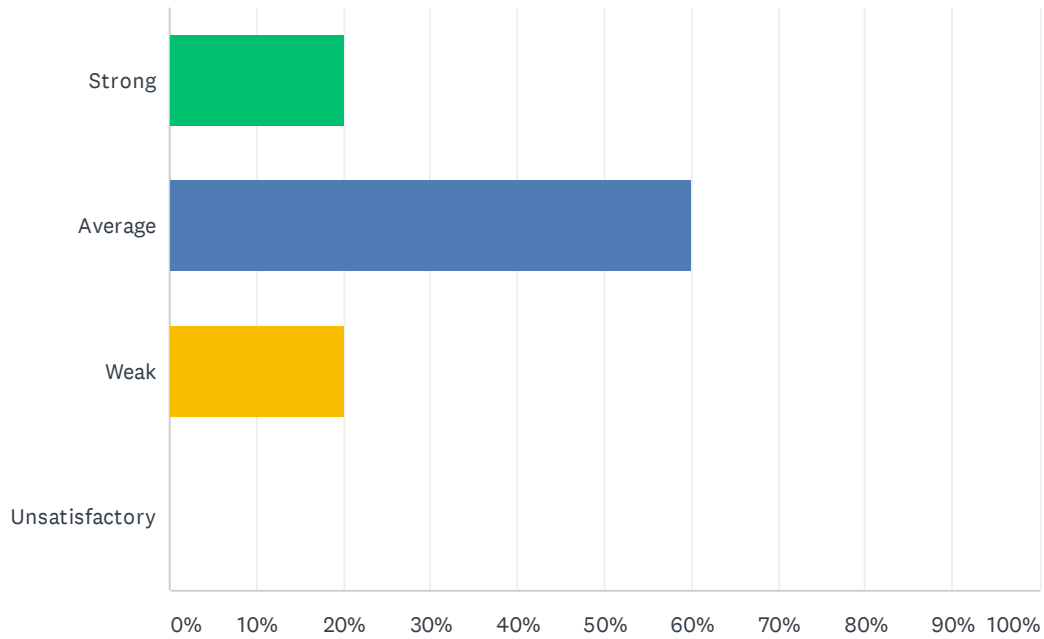
Answered: 4 Skipped: 1



ANSWER CHOICES	RESPONSES	
Strong	0.00%	0
Average	100.00%	4
Weak	0.00%	0
Unsatisfactory	0.00%	0
TOTAL		4

## Q35 My site has a positive atmosphere.

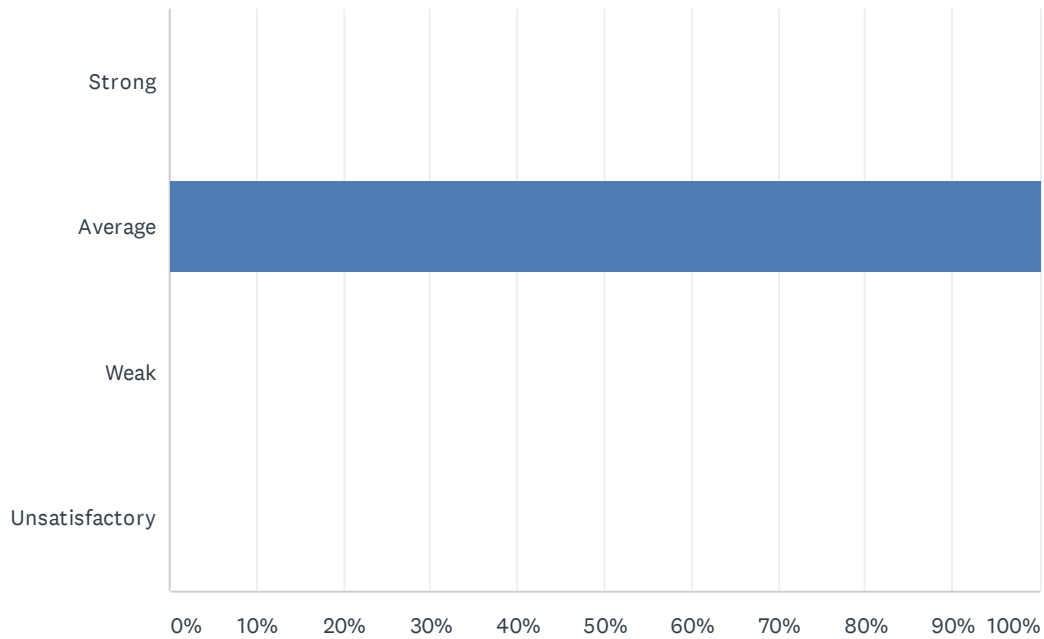
Answered: 5 Skipped: 0



ANSWER CHOICES	RESPONSES	
Strong	20.00%	1
Average	60.00%	3
Weak	20.00%	1
Unsatisfactory	0.00%	0
TOTAL		5

### Q36 I would recommend my site to other employees and prospective teachers.

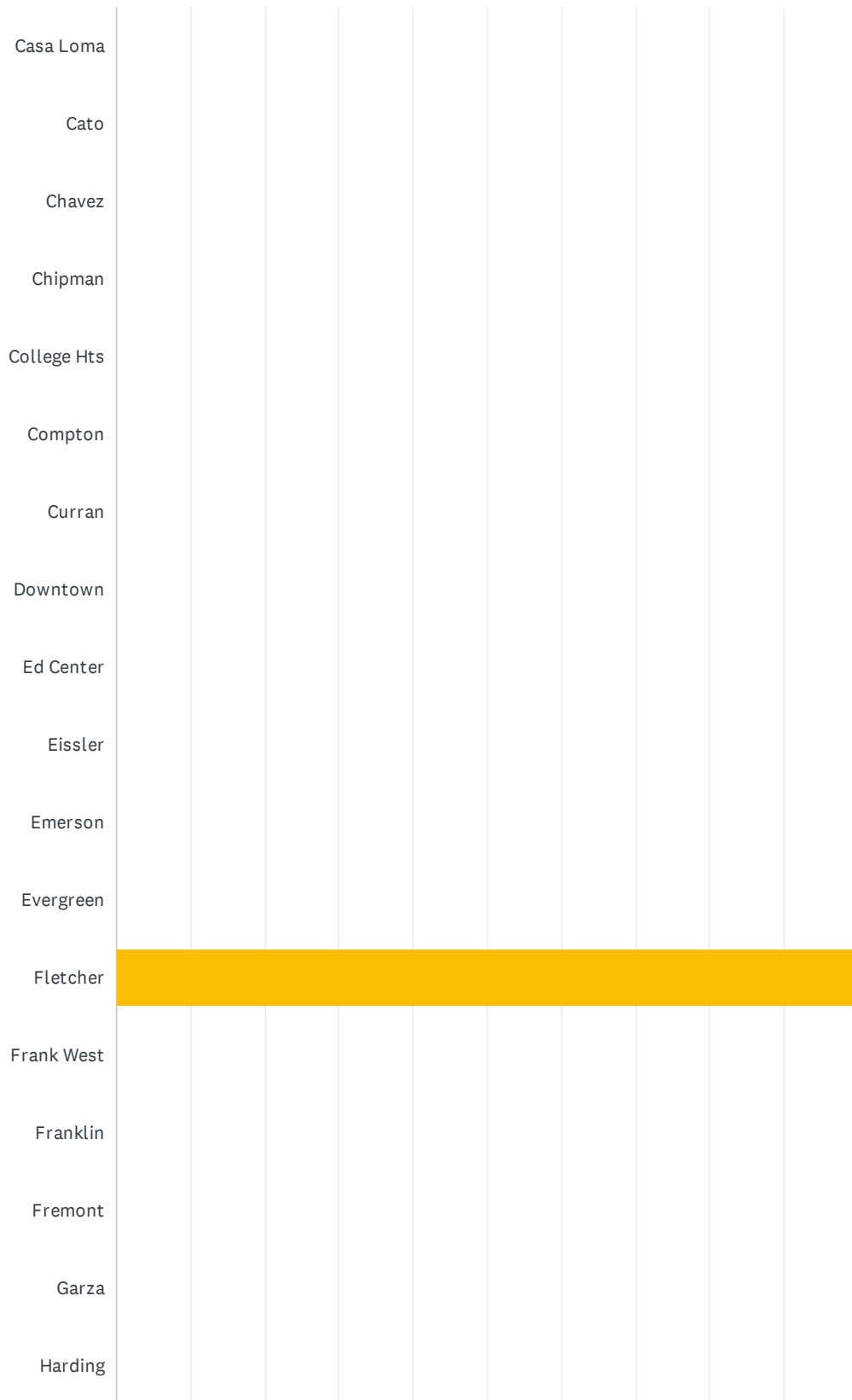
Answered: 5 Skipped: 0



ANSWER CHOICES	RESPONSES	
Strong	0.00%	0
Average	100.00%	5
Weak	0.00%	0
Unsatisfactory	0.00%	0
TOTAL		5

Q1 School Site (If you work at multiple sites choose your home site OR complete a survey for each site at which you spend significant time.)

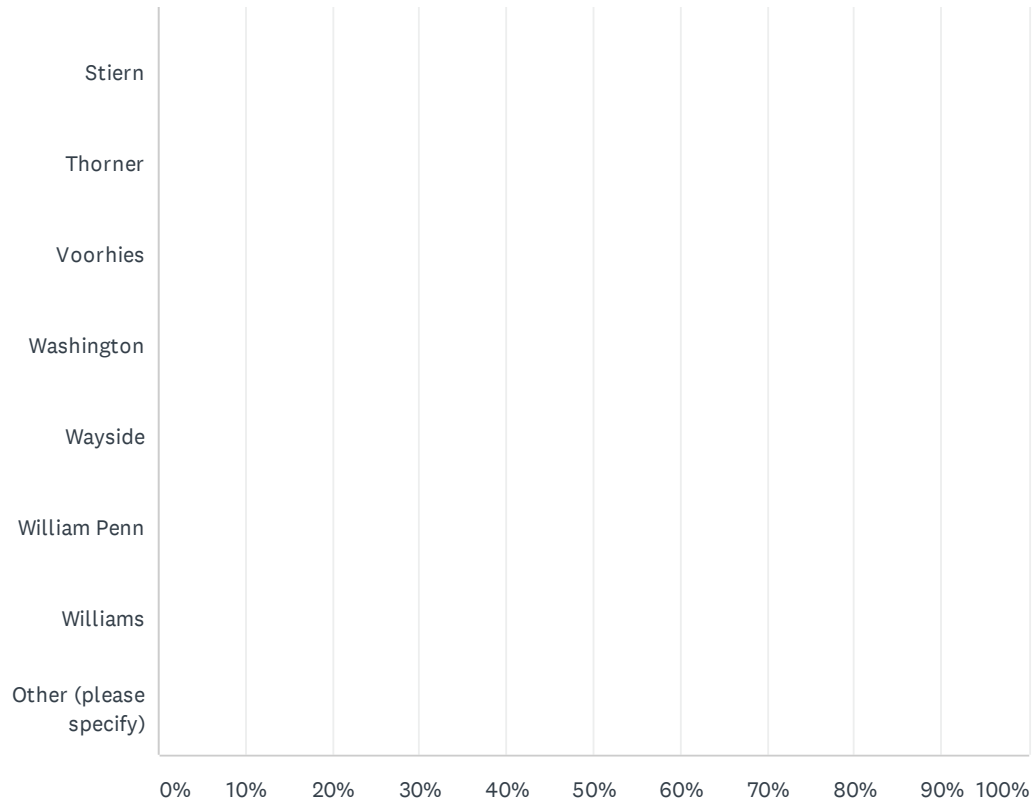
Answered: 10 Skipped: 0



# 2019-2020 BETA Administration/Site Climate Survey

Harris										
Horace Mann										
Hort										
Jefferson										
Longfellow										
McKinley										
Mt.Vernon										
Munsey										
Nichols										
Noble										
Nurses										
Owens Intermediate										
Owens Primary										
Pauly										
Pioneer										
Rafer Johnson										
Roosevelt										
Sequoia										
Sierra										
Special Ed Office										
Stella Hills										

## 2019-2020 BETA Administration/Site Climate Survey



# 2019-2020 BETA Administration/Site Climate Survey

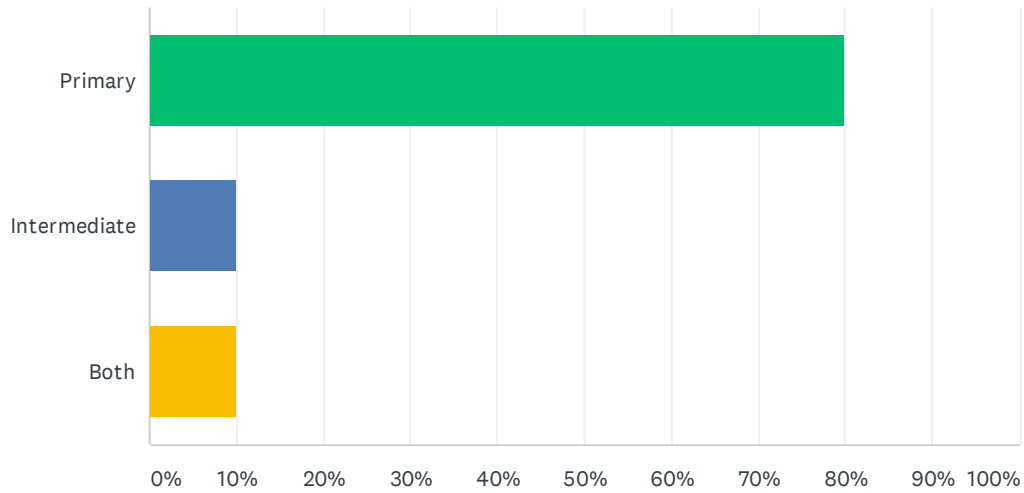
ANSWER CHOICES	RESPONSES	
Casa Loma	0.00%	0
Cato	0.00%	0
Chavez	0.00%	0
Chipman	0.00%	0
College Hts	0.00%	0
Compton	0.00%	0
Curran	0.00%	0
Downtown	0.00%	0
Ed Center	0.00%	0
Eissler	0.00%	0
Emerson	0.00%	0
Evergreen	0.00%	0
Fletcher	100.00%	10
Frank West	0.00%	0
Franklin	0.00%	0
Fremont	0.00%	0
Garza	0.00%	0
Harding	0.00%	0
Harris	0.00%	0
Horace Mann	0.00%	0
Hort	0.00%	0
Jefferson	0.00%	0
Longfellow	0.00%	0
McKinley	0.00%	0
Mt.Vernon	0.00%	0
Munsey	0.00%	0
Nichols	0.00%	0
Noble	0.00%	0
Nurses	0.00%	0
Owens Intermediate	0.00%	0
Owens Primary	0.00%	0
Pauly	0.00%	0

## 2019-2020 BETA Administration/Site Climate Survey

Pioneer	0.00%	0
Rafer Johnson	0.00%	0
Roosevelt	0.00%	0
Sequoia	0.00%	0
Sierra	0.00%	0
Special Ed Office	0.00%	0
Stella Hills	0.00%	0
Stiern	0.00%	0
Thorner	0.00%	0
Voorhies	0.00%	0
Washington	0.00%	0
Wayside	0.00%	0
William Penn	0.00%	0
Williams	0.00%	0
Other (please specify)	0.00%	0
Total Respondents: 10		

## Q2 Instructional Grade Level or Support Services

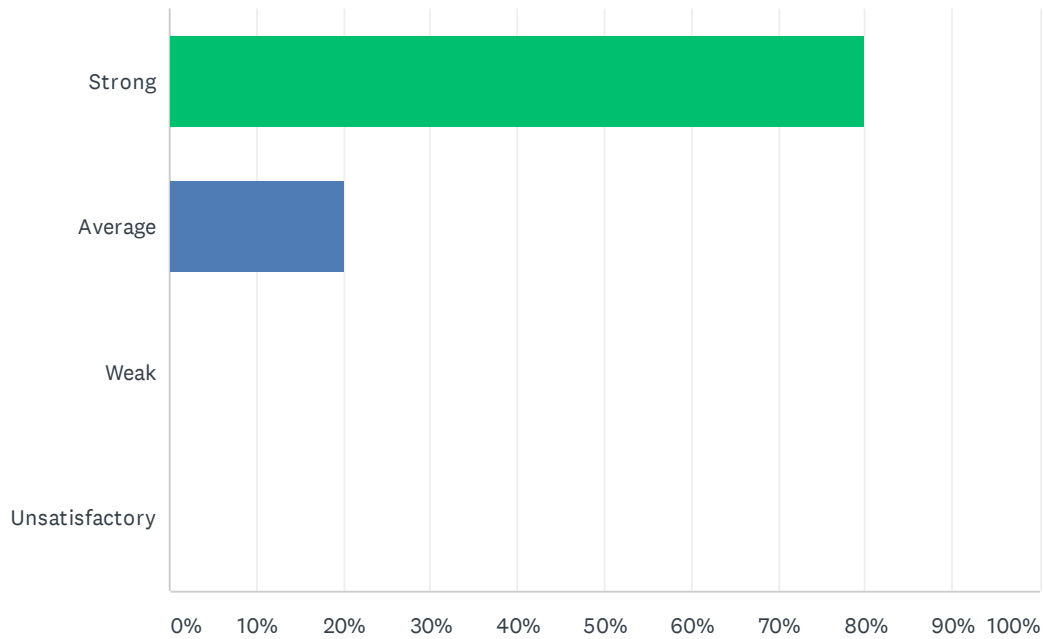
Answered: 10   Skipped: 0



ANSWER CHOICES	RESPONSES	
Primary	80.00%	8
Intermediate	10.00%	1
Both	10.00%	1
TOTAL		10

### Q3 Site administration is sensitive to the needs of students, staff, and community.

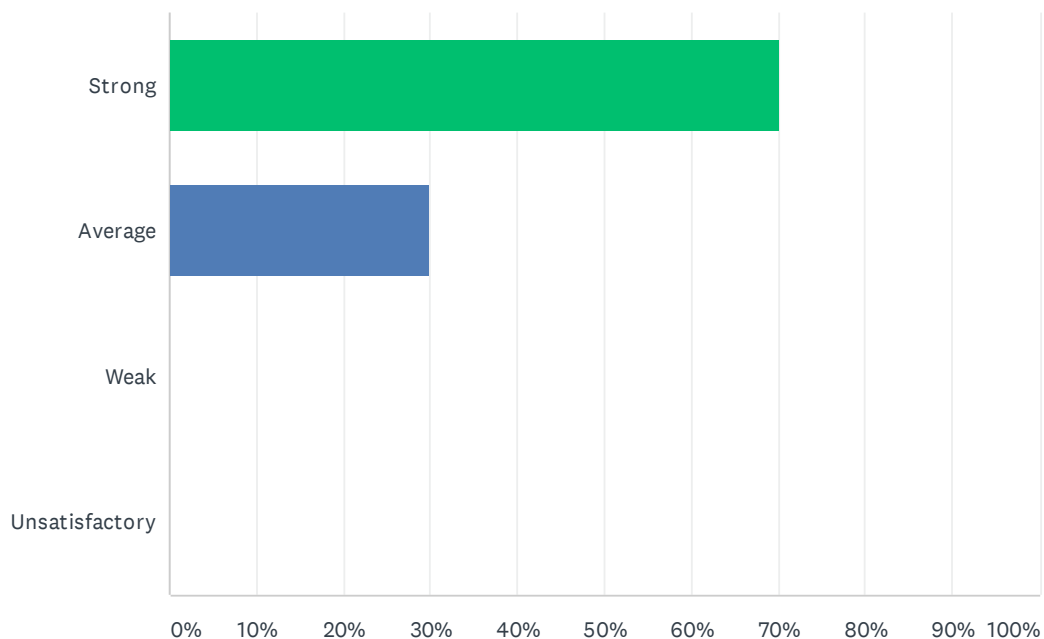
Answered: 10 Skipped: 0



ANSWER CHOICES	RESPONSES	
Strong	80.00%	8
Average	20.00%	2
Weak	0.00%	0
Unsatisfactory	0.00%	0
TOTAL		10

## Q4 Site administration treats staff with respect; you feel like a valued member of a team

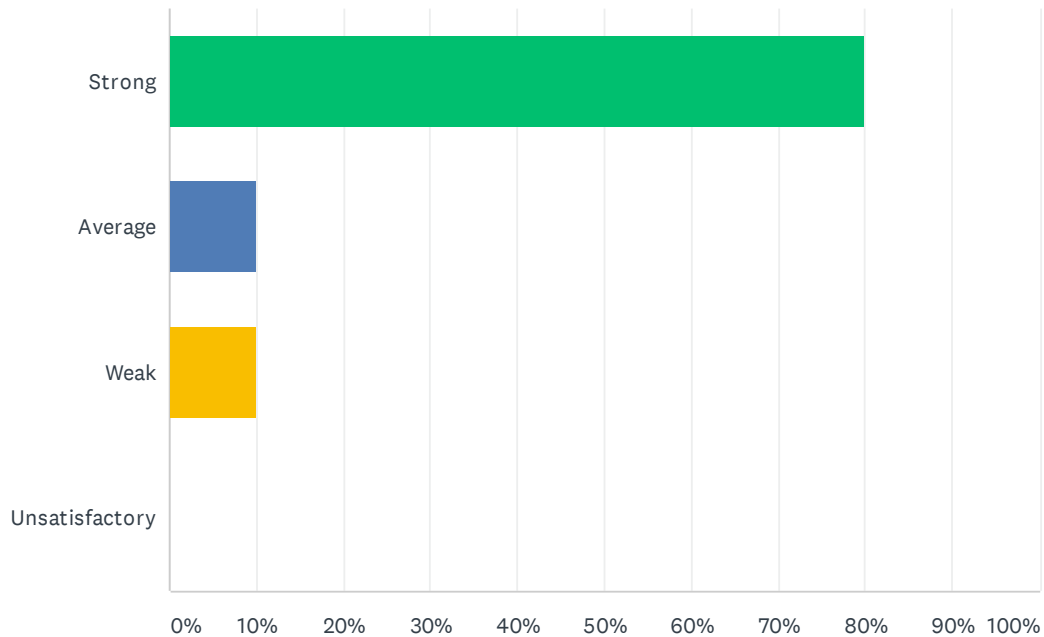
Answered: 10 Skipped: 0



ANSWER CHOICES	RESPONSES	
Strong	70.00%	7
Average	30.00%	3
Weak	0.00%	0
Unsatisfactory	0.00%	0
TOTAL		10

## Q5 Site administration conducts classroom visits (walk-through) in least the disruptive manner and leaves timely feedback (within 24 hours).

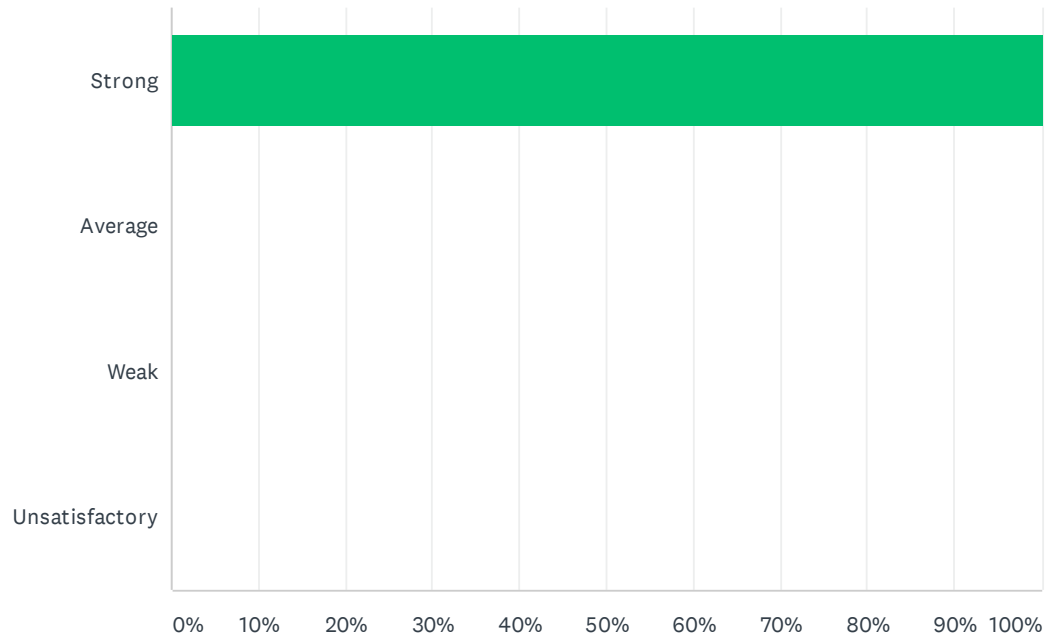
Answered: 10 Skipped: 0



ANSWER CHOICES	RESPONSES	
Strong	80.00%	8
Average	10.00%	1
Weak	10.00%	1
Unsatisfactory	0.00%	0
TOTAL		10

## Q6 Site administration follows the contract and respects personal rights.

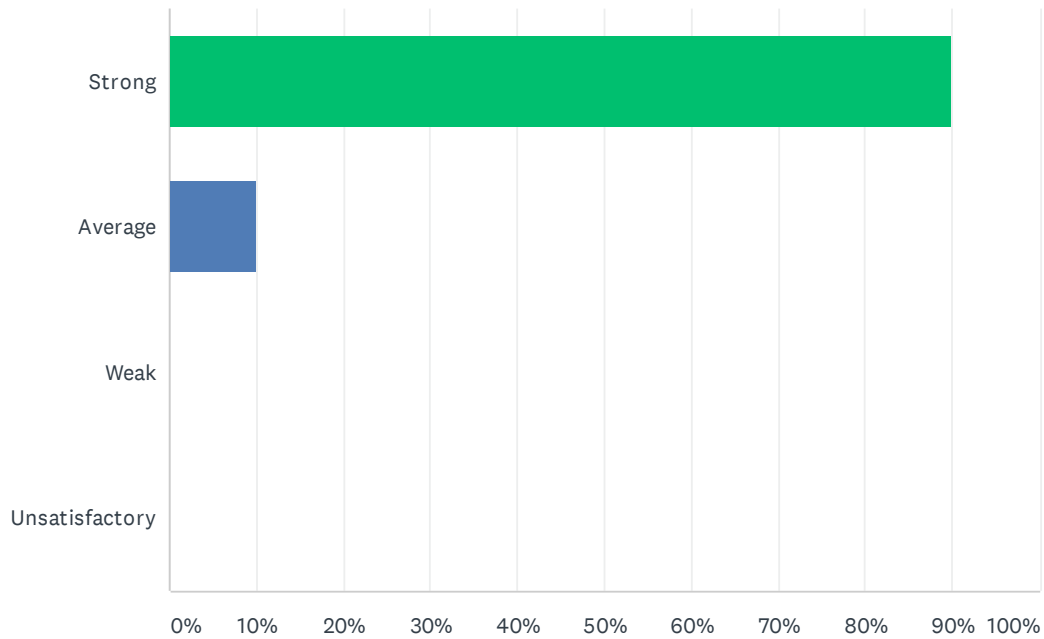
Answered: 10   Skipped: 0



ANSWER CHOICES	RESPONSES	
Strong	100.00%	10
Average	0.00%	0
Weak	0.00%	0
Unsatisfactory	0.00%	0
<b>TOTAL</b>		<b>10</b>

## Q7 Administration utilizes staff according to their job description (ie. Coaches, APL's, Specialists & Staff).

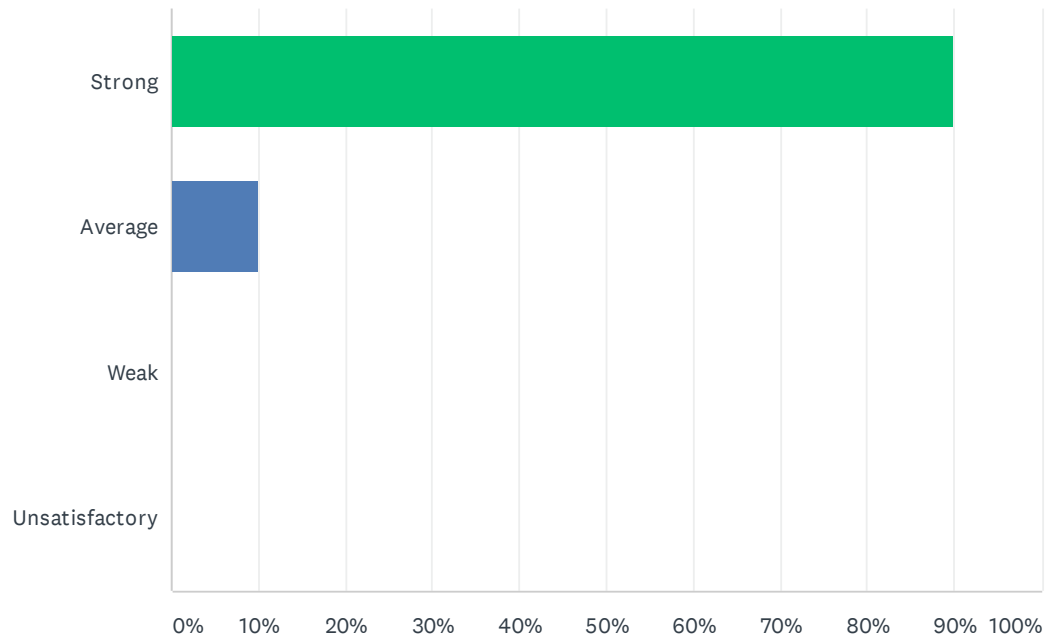
Answered: 10 Skipped: 0



ANSWER CHOICES	RESPONSES	
Strong	90.00%	9
Average	10.00%	1
Weak	0.00%	0
Unsatisfactory	0.00%	0
<b>TOTAL</b>		<b>10</b>

## Q8 Administration maintains open communication with staff, parents, and students.

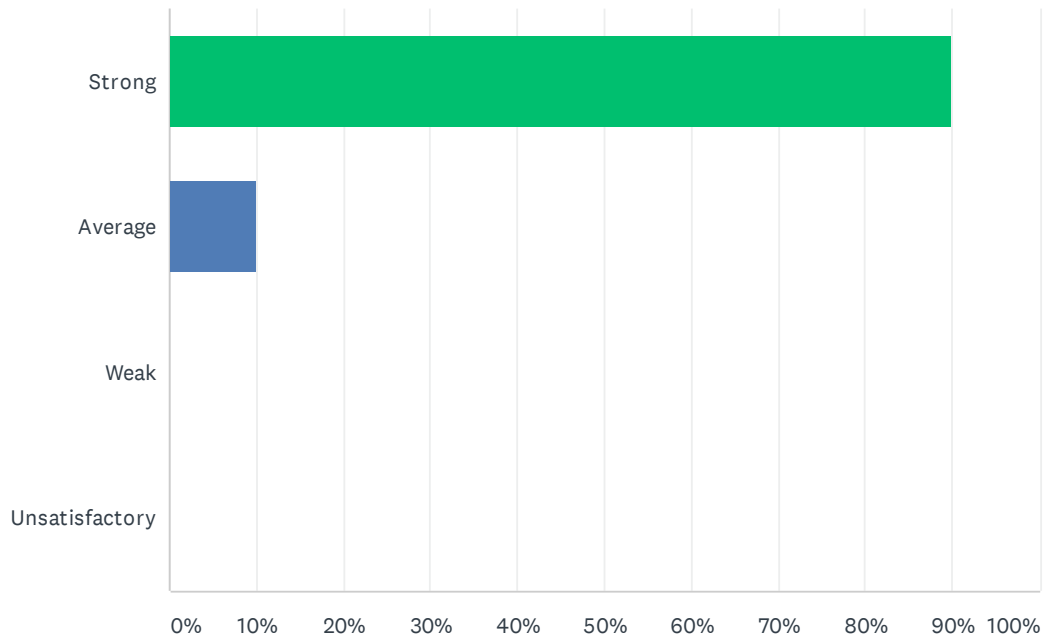
Answered: 10 Skipped: 0



ANSWER CHOICES	RESPONSES	
Strong	90.00%	9
Average	10.00%	1
Weak	0.00%	0
Unsatisfactory	0.00%	0
TOTAL		10

## Q9 Administration supports staff against attacks and criticism from parents.

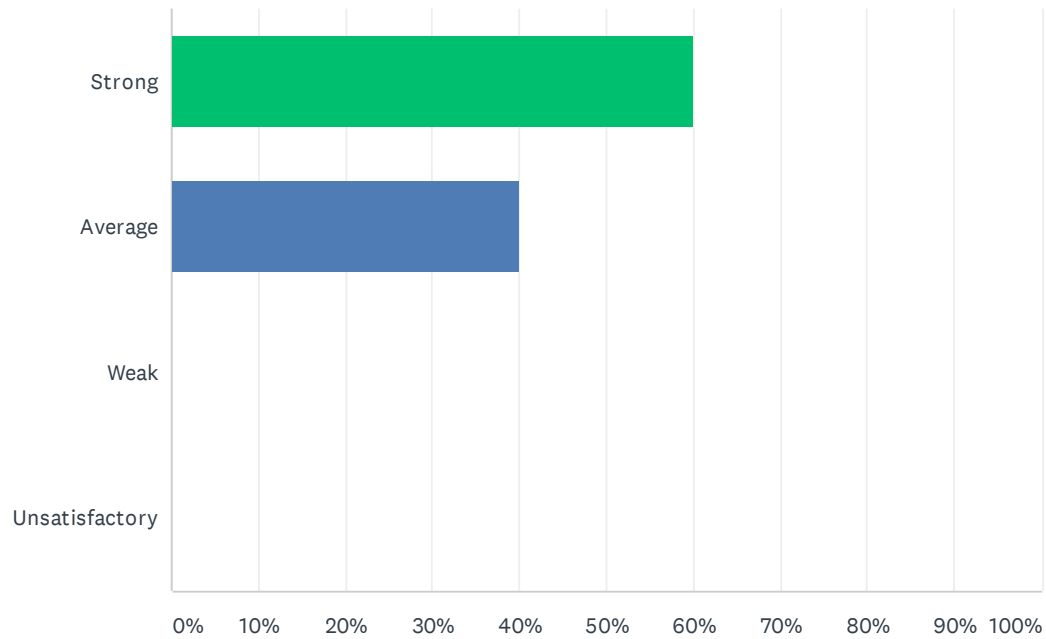
Answered: 10 Skipped: 0



ANSWER CHOICES	RESPONSES	
Strong	90.00%	9
Average	10.00%	1
Weak	0.00%	0
Unsatisfactory	0.00%	0
TOTAL		10

## Q10 Site administration treats all teachers equally; there is no preferential treatment.

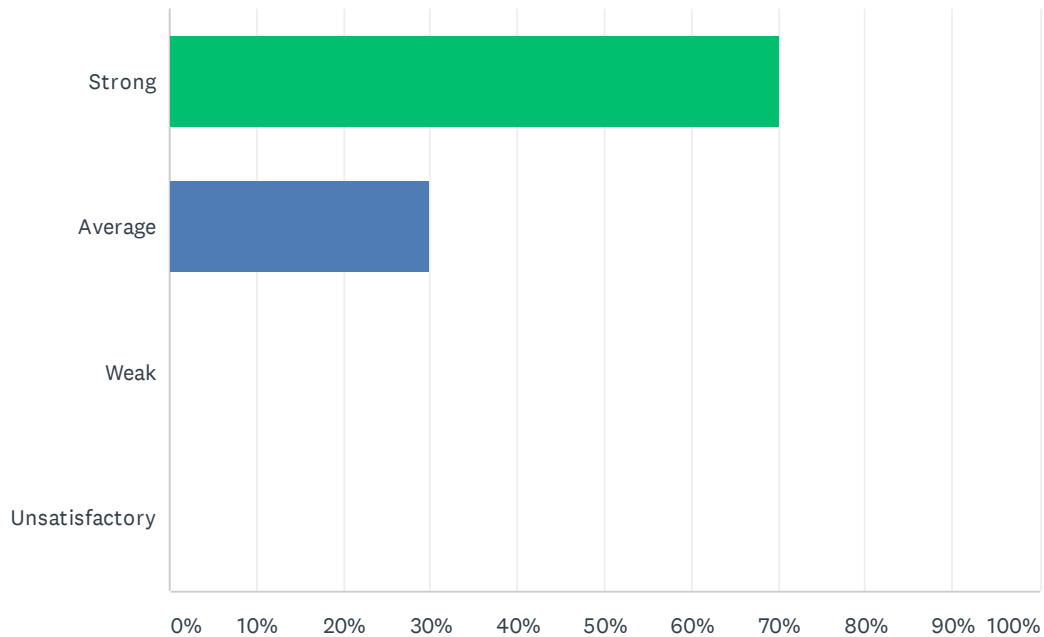
Answered: 10 Skipped: 0



ANSWER CHOICES	RESPONSES	
Strong	60.00%	6
Average	40.00%	4
Weak	0.00%	0
Unsatisfactory	0.00%	0
TOTAL		10

## Q11 Administration supports classroom discipline procedures and follows District discipline guidelines.

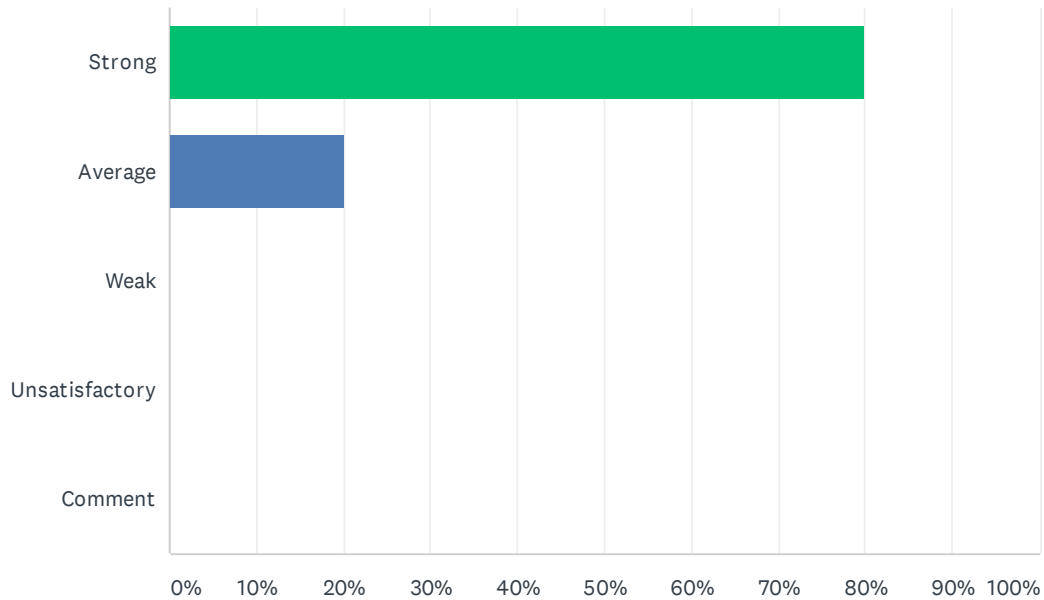
Answered: 10 Skipped: 0



ANSWER CHOICES	RESPONSES	
Strong	70.00%	7
Average	30.00%	3
Weak	0.00%	0
Unsatisfactory	0.00%	0
TOTAL		10

## Q12 Administration processes ODR's (Office Disciplinary Referrals) within 48 hours and supports staff when discipline moves beyond classroom managed behaviors.

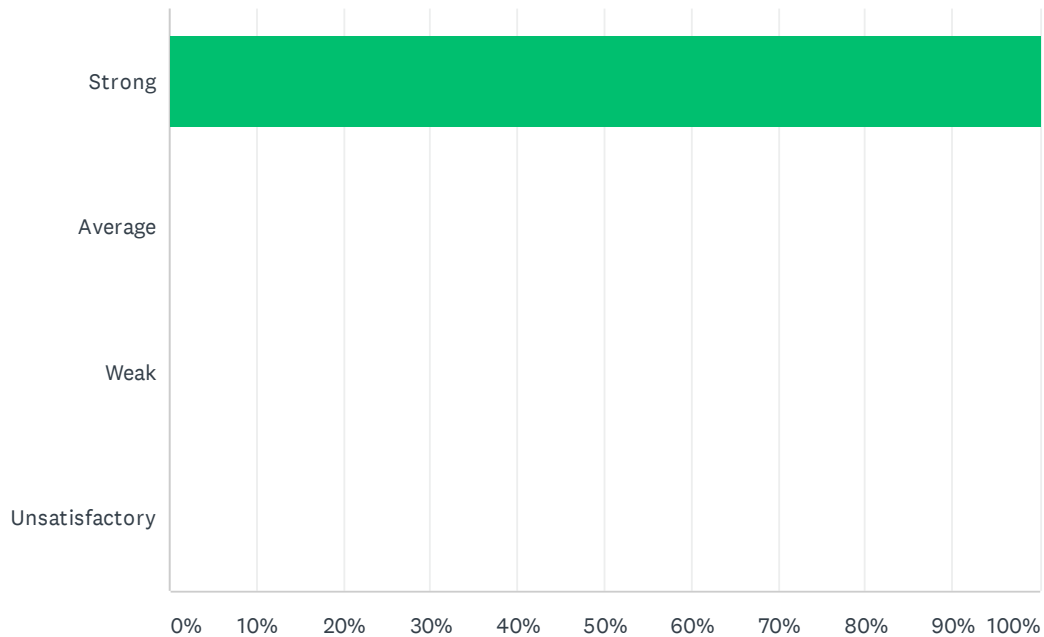
Answered: 10 Skipped: 0



ANSWER CHOICES	RESPONSES	
Strong	80.00%	8
Average	20.00%	2
Weak	0.00%	0
Unsatisfactory	0.00%	0
Comment	0.00%	0
TOTAL		10

### Q13 Administration treats teachers as professionals; the teacher's word is not disregarded in favor of the student's.

Answered: 10 Skipped: 0



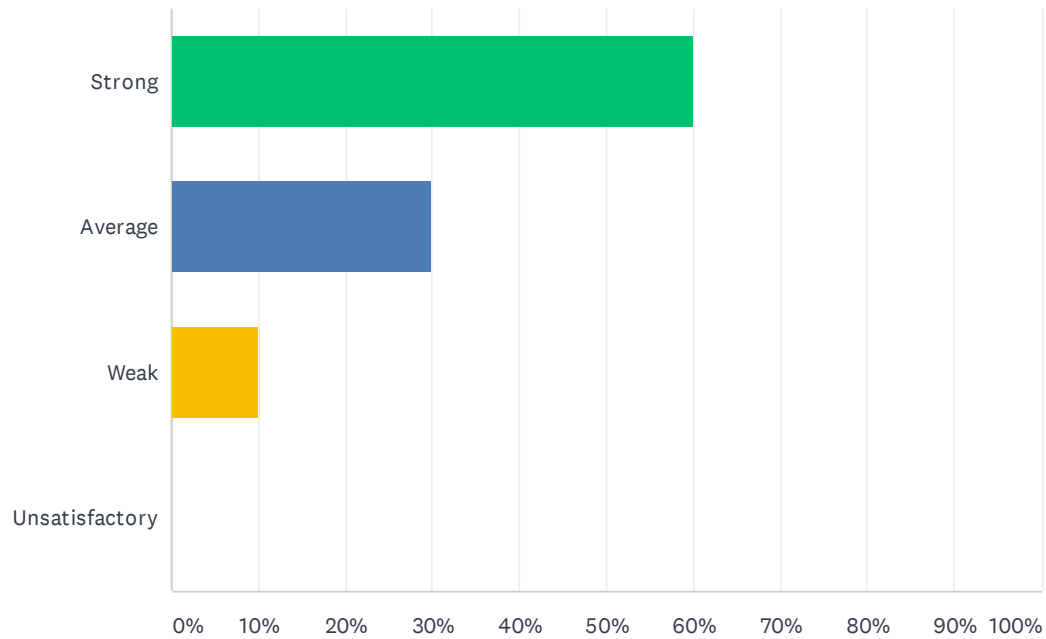
ANSWER CHOICES	RESPONSES	
Strong	100.00%	10
Average	0.00%	0
Weak	0.00%	0
Unsatisfactory	0.00%	0
TOTAL		10

Q14 How do you feel that your administration positively/negatively impacts working conditions at your site?

Answered: 3   Skipped: 7

## Q15 Site staff is involved in setting school policies and budgetary priorities.

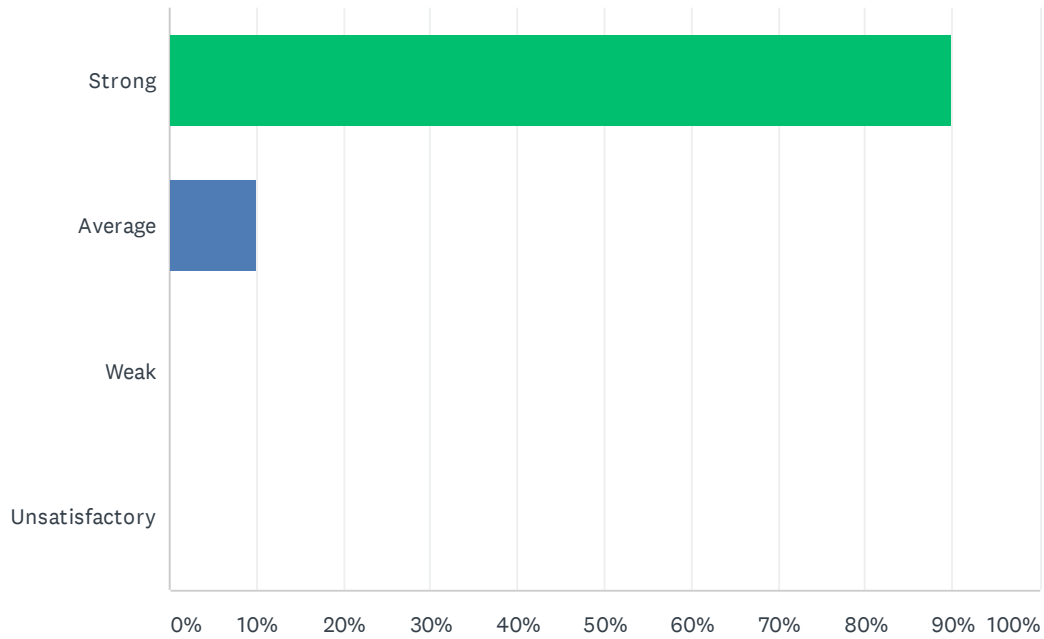
Answered: 10 Skipped: 0



ANSWER CHOICES	RESPONSES	
Strong	60.00%	6
Average	30.00%	3
Weak	10.00%	1
Unsatisfactory	0.00%	0
TOTAL		10

## Q16 Site meetings are productive and not excessive.

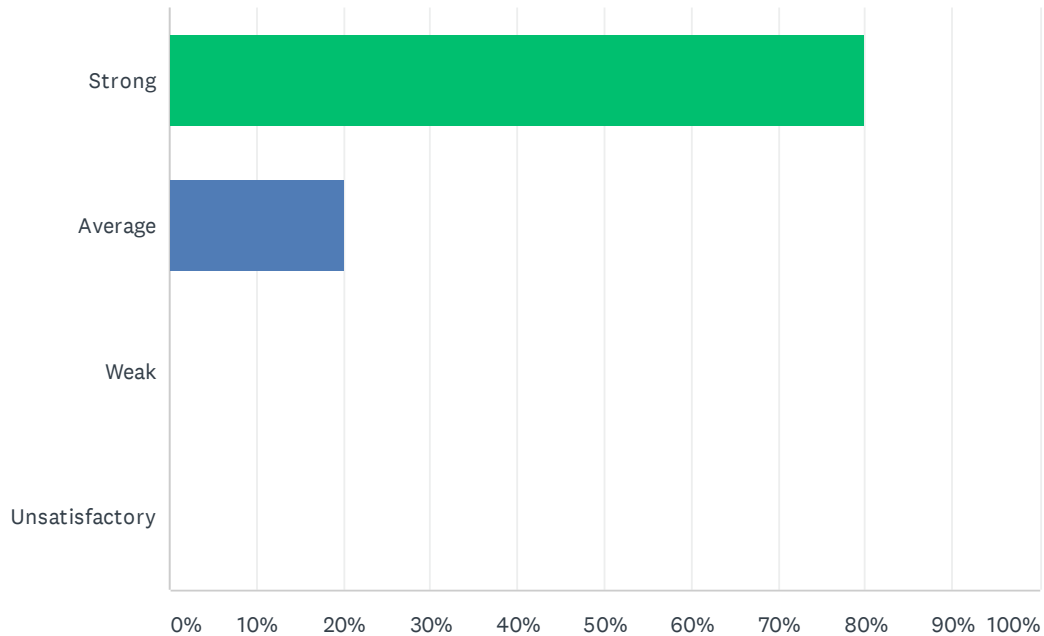
Answered: 10 Skipped: 0



ANSWER CHOICES	RESPONSES	
Strong	90.00%	9
Average	10.00%	1
Weak	0.00%	0
Unsatisfactory	0.00%	0
TOTAL		10

Q17 Bank days are used for PLC activities; Site administration uses two Bank Days a month and staff gets uninterrupted planning/preparation time twice a month during Bank Days.

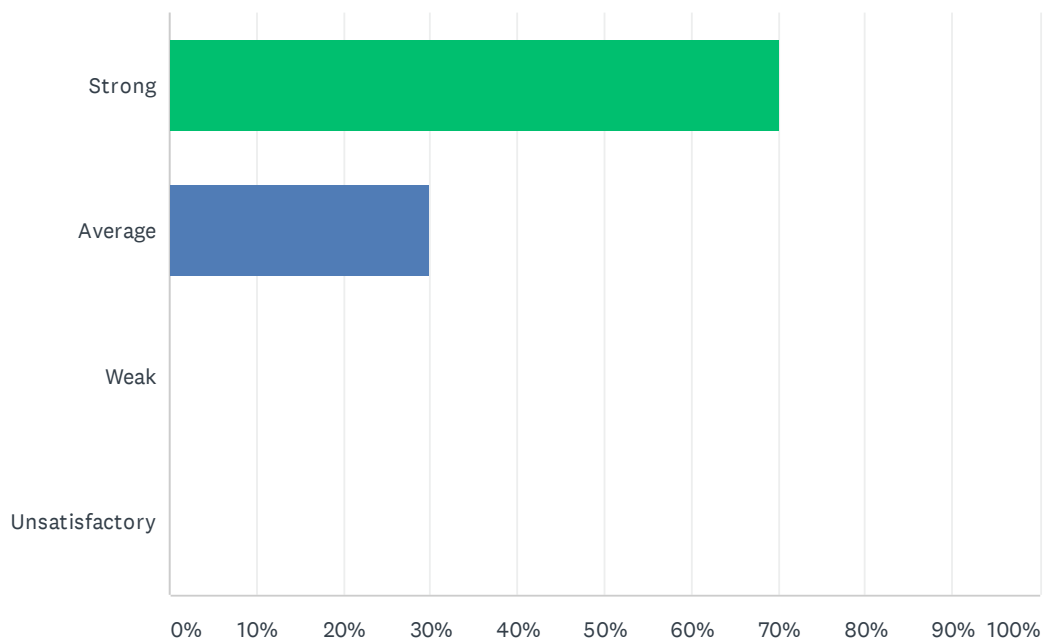
Answered: 10 Skipped: 0



ANSWER CHOICES	RESPONSES	
Strong	80.00%	8
Average	20.00%	2
Weak	0.00%	0
Unsatisfactory	0.00%	0
TOTAL		10

## Q18 My site receives daily consecutive uninterrupted planning/preparation time. (30 minutes / 40 minutes)

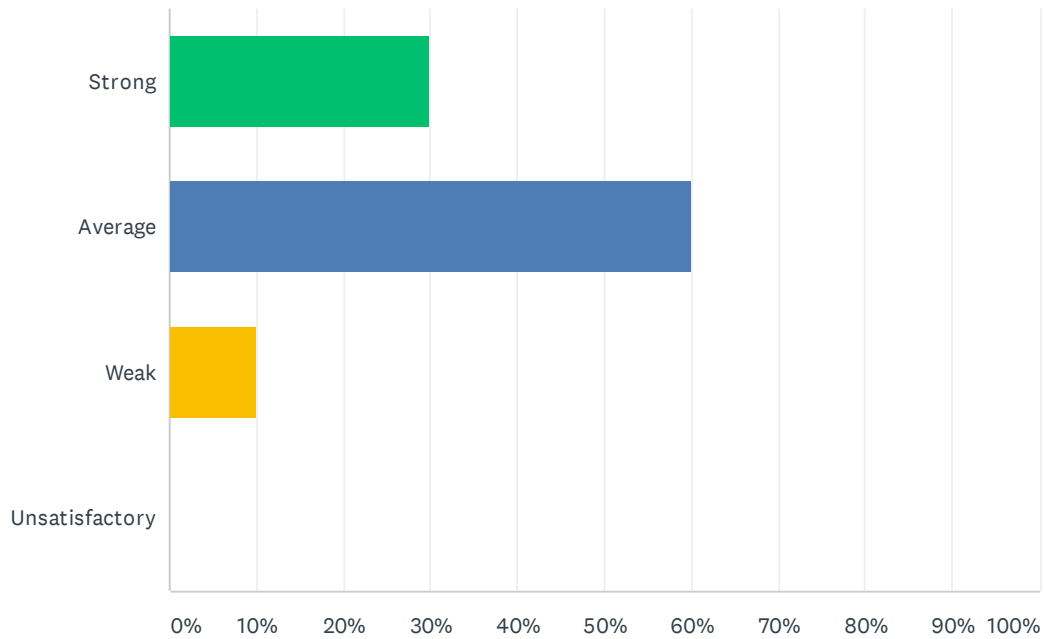
Answered: 10 Skipped: 0



ANSWER CHOICES	RESPONSES	
Strong	70.00%	7
Average	30.00%	3
Weak	0.00%	0
Unsatisfactory	0.00%	0
TOTAL		10

## Q19 Staff is given time to input district required data (ie. Benchmarks, Dibels, CFAs, Report Card, and etc).

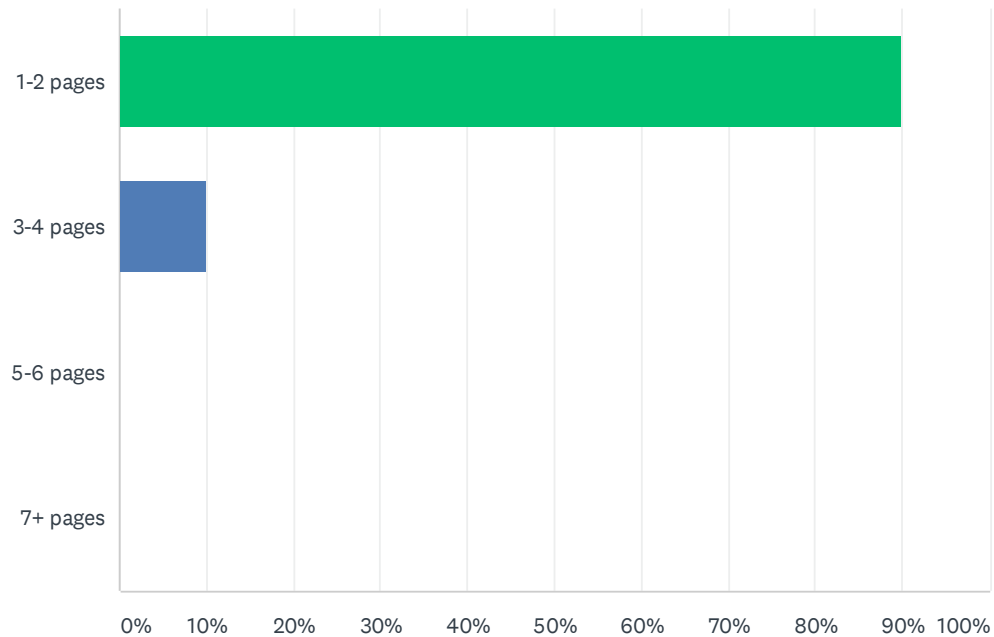
Answered: 10 Skipped: 0



ANSWER CHOICES	RESPONSES	
Strong	30.00%	3
Average	60.00%	6
Weak	10.00%	1
Unsatisfactory	0.00%	0
TOTAL		10

## Q20 Teachers are required to submit complete, but not excessively lengthy lesson plans.

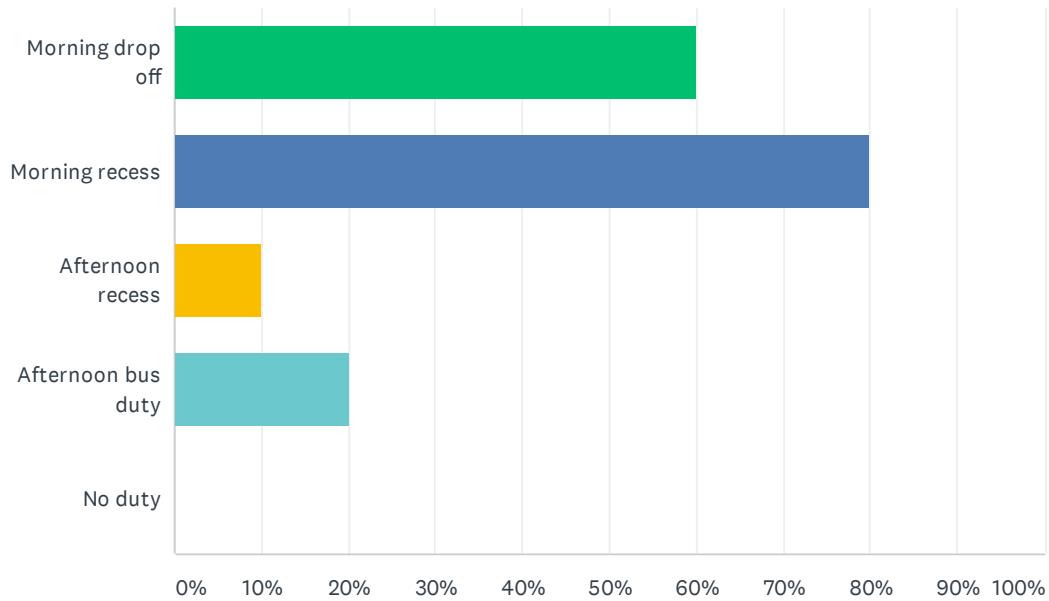
Answered: 10 Skipped: 0



ANSWER CHOICES	RESPONSES	
1-2 pages	90.00%	9
3-4 pages	10.00%	1
5-6 pages	0.00%	0
7+ pages	0.00%	0
TOTAL		10

## Q21 Staff has recess and/or bus duty.

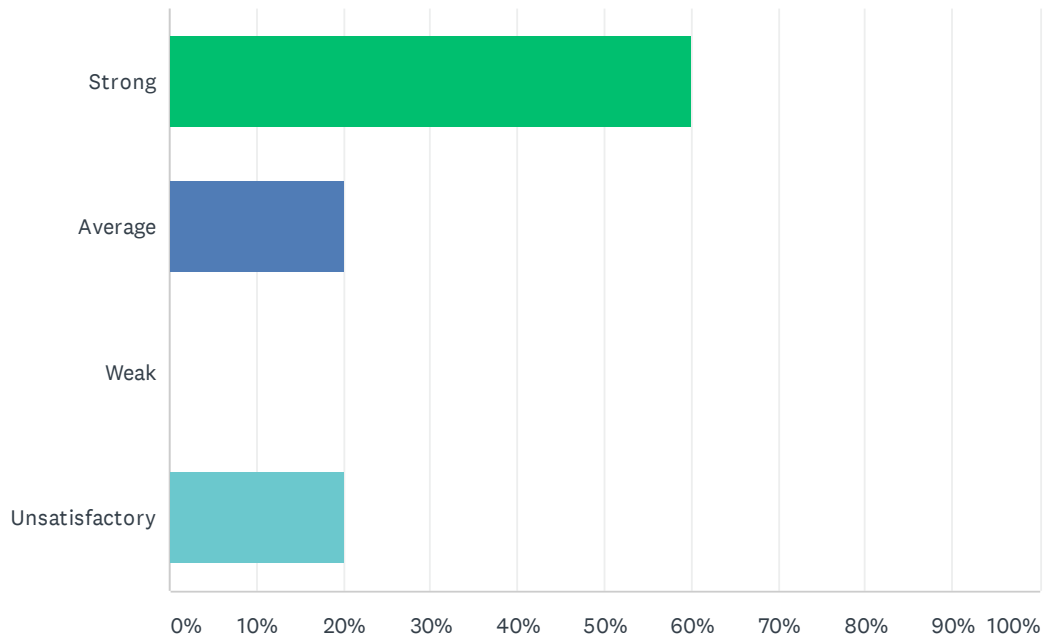
Answered: 10 Skipped: 0



ANSWER CHOICES	RESPONSES	
Morning drop off	60.00%	6
Morning recess	80.00%	8
Afternoon recess	10.00%	1
Afternoon bus duty	20.00%	2
No duty	0.00%	0
Total Respondents: 10		

## Q22 The Special Education Department is assisting you with your questions, problems, and concerns.

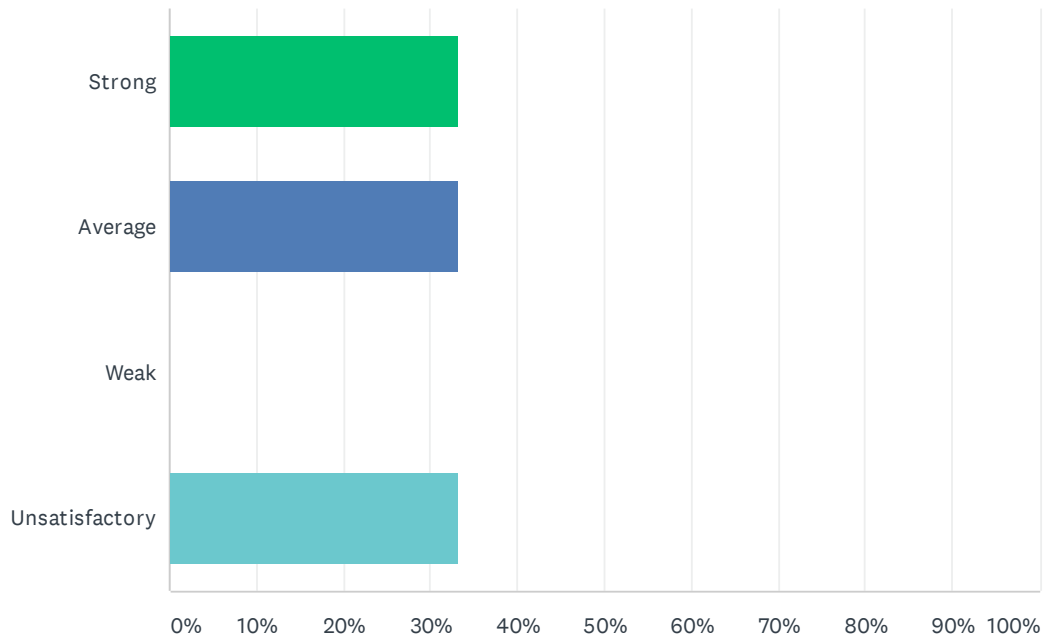
Answered: 5   Skipped: 5



ANSWER CHOICES	RESPONSES	
Strong	60.00%	3
Average	20.00%	1
Weak	0.00%	0
Unsatisfactory	20.00%	1
TOTAL		5

## Q23 Special Education class size is balanced within each program to ensure student safety and individualized instruction.

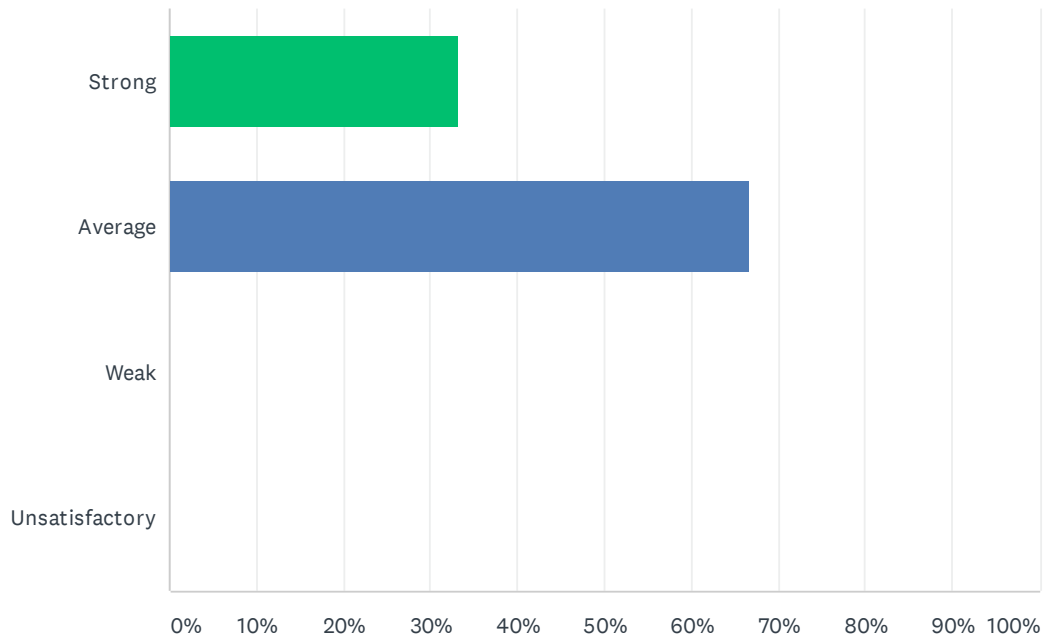
Answered: 3 Skipped: 7



ANSWER CHOICES	RESPONSES	
Strong	33.33%	1
Average	33.33%	1
Weak	0.00%	0
Unsatisfactory	33.33%	1
TOTAL		3

## Q24 Special education teachers have opportunities to participate in school-based, content area staff development.

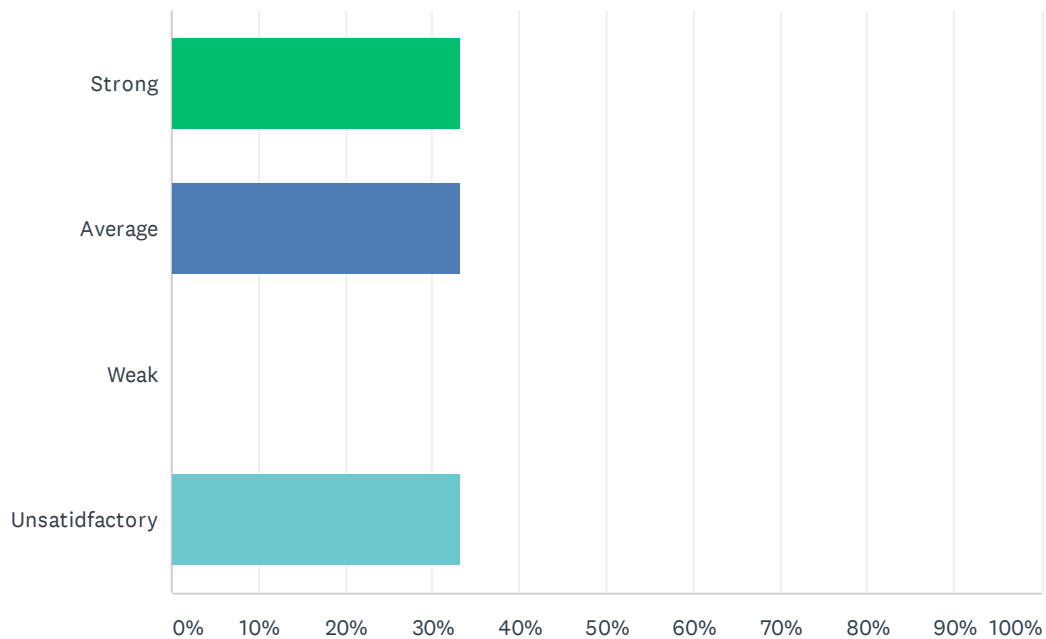
Answered: 3   Skipped: 7



ANSWER CHOICES	RESPONSES	
Strong	33.33%	1
Average	66.67%	2
Weak	0.00%	0
Unsatisfactory	0.00%	0
TOTAL		3

## Q25 Special education teachers have needed access to ALL instructional resources provided to the general education teachers.

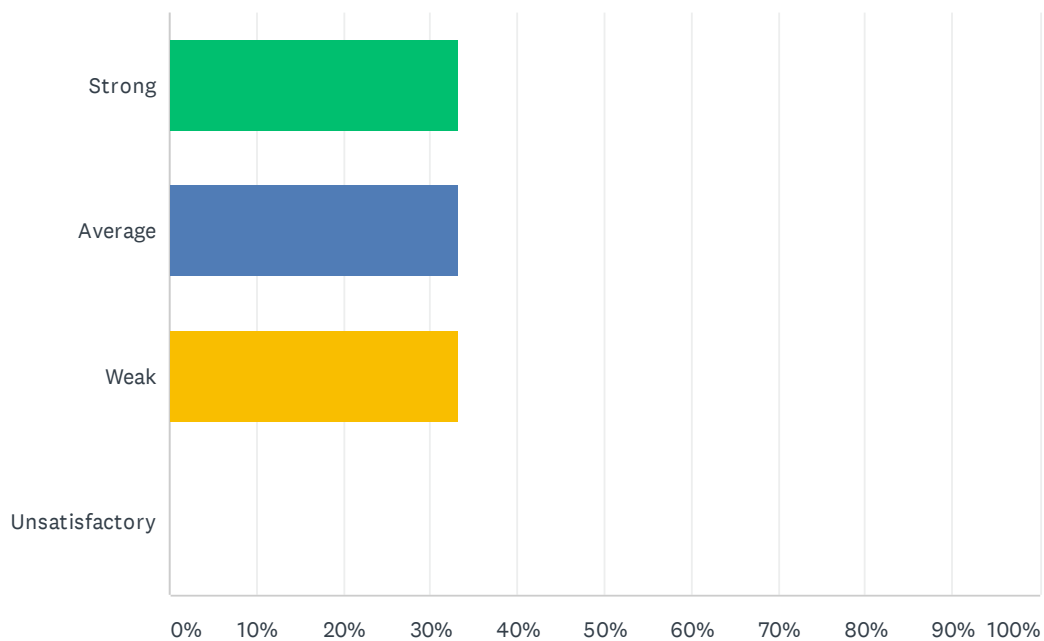
Answered: 3 Skipped: 7



ANSWER CHOICES	RESPONSES	
Strong	33.33%	1
Average	33.33%	1
Weak	0.00%	0
Unsatisfactory	33.33%	1
TOTAL		3

## Q26 Special education teachers are adequately trained in the administration of state assessments and District IEP's.

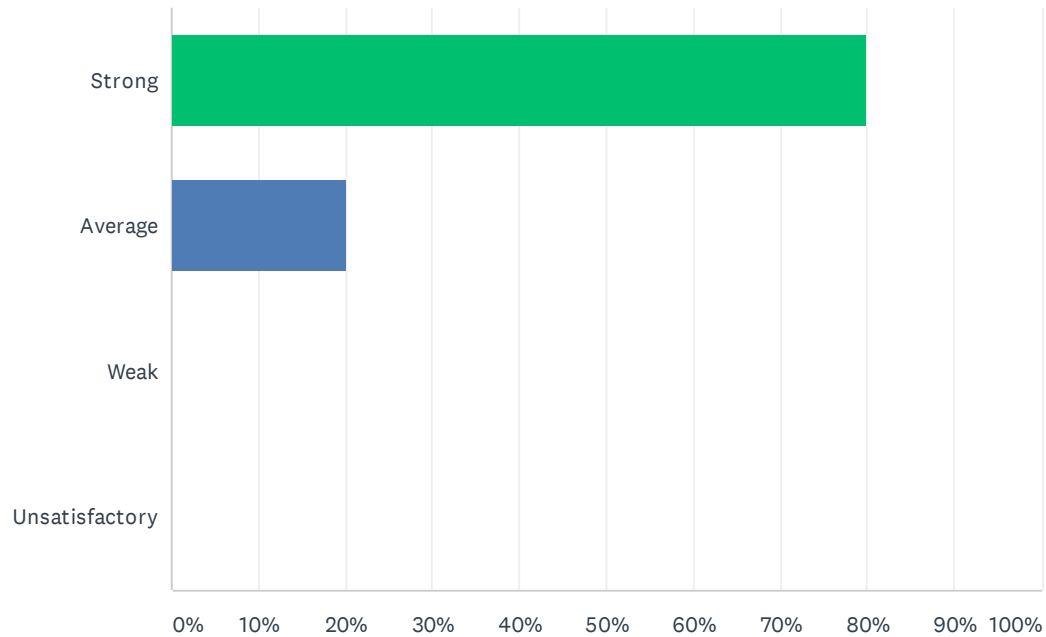
Answered: 3 Skipped: 7



ANSWER CHOICES	RESPONSES	
Strong	33.33%	1
Average	33.33%	1
Weak	33.33%	1
Unsatisfactory	0.00%	0
TOTAL		3

## Q27 The site principal is accessible to discuss special education issues.

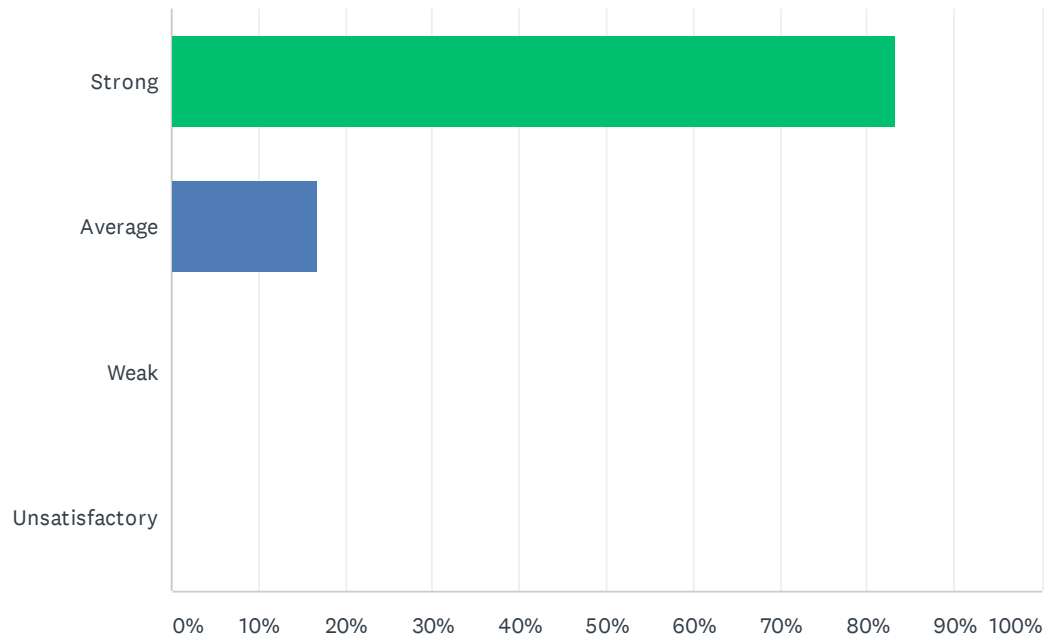
Answered: 5   Skipped: 5



ANSWER CHOICES	RESPONSES	
Strong	80.00%	4
Average	20.00%	1
Weak	0.00%	0
Unsatisfactory	0.00%	0
<b>TOTAL</b>		<b>5</b>

## Q28 The site principal promotes equal opportunities for all students to learn.

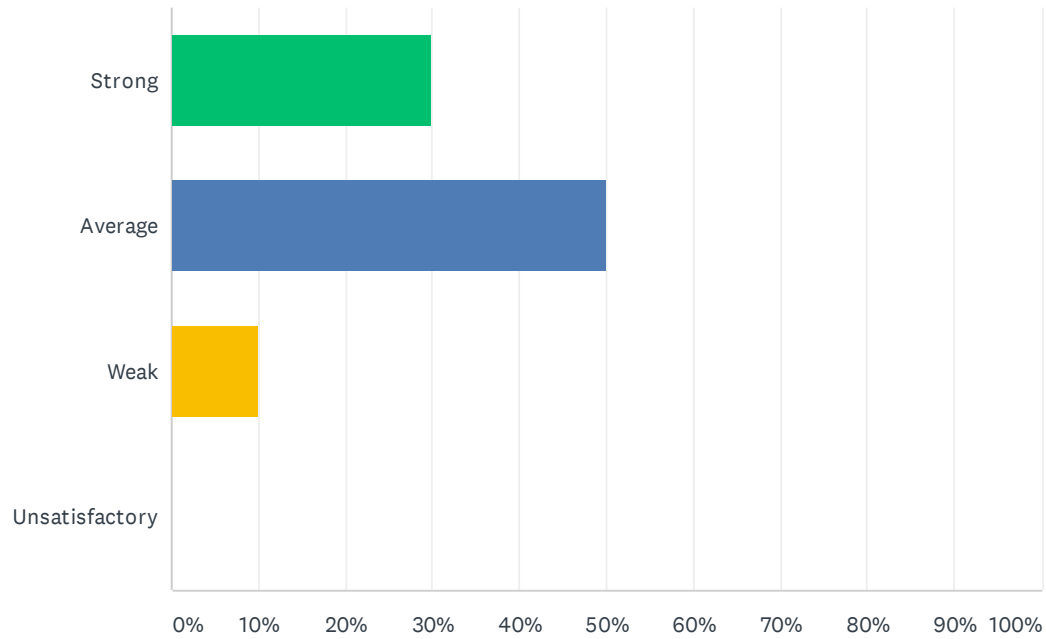
Answered: 6 Skipped: 4



ANSWER CHOICES	RESPONSES	
Strong	83.33%	5
Average	16.67%	1
Weak	0.00%	0
Unsatisfactory	0.00%	0
TOTAL		6

## Q29 PBIS is used effectively and is improving behavior.

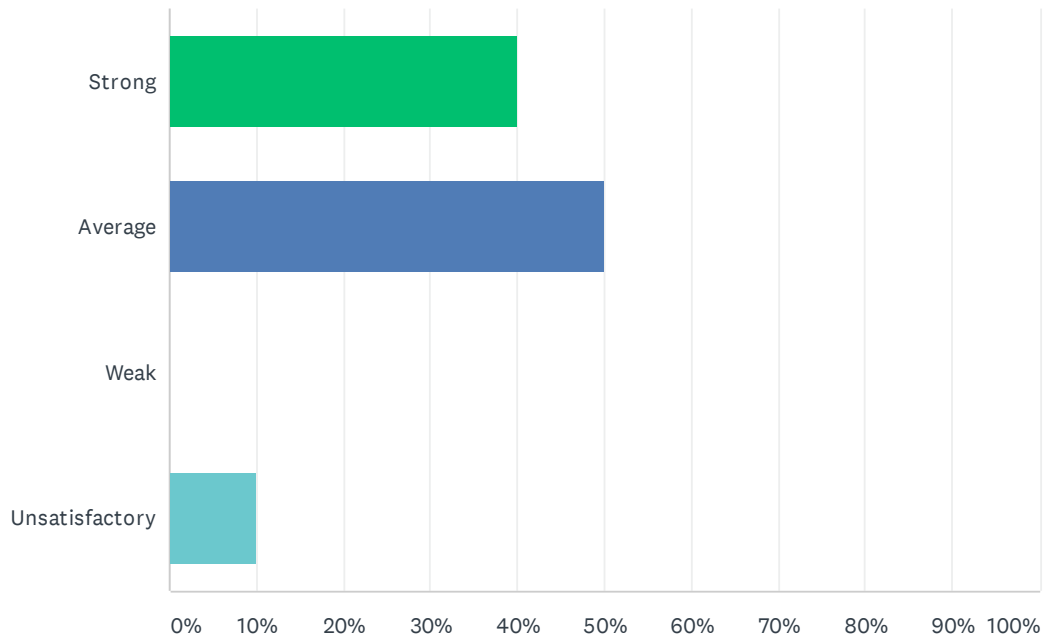
Answered: 10 Skipped: 0



ANSWER CHOICES	RESPONSES	
Strong	30.00%	3
Average	50.00%	5
Weak	10.00%	1
Unsatisfactory	0.00%	0
TOTAL		10

## Q30 PBIS and Behavior Intervention Specialists are creating a safer environment at my site.

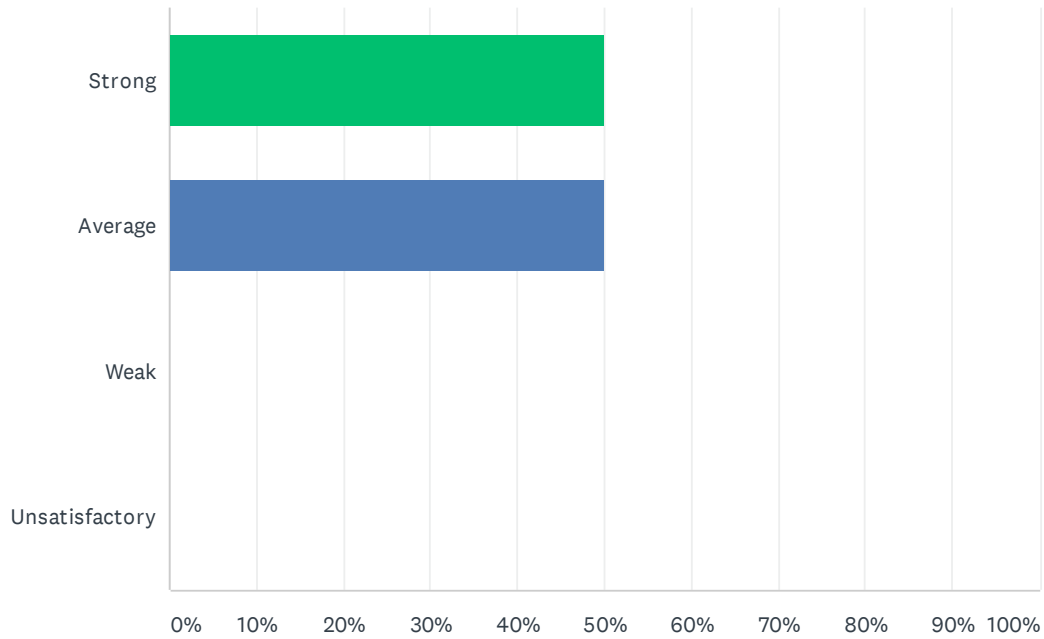
Answered: 10 Skipped: 0



ANSWER CHOICES	RESPONSES	
Strong	40.00%	4
Average	50.00%	5
Weak	0.00%	0
Unsatisfactory	10.00%	1
TOTAL		10

## Q31 Staff and students feel safe at my site.

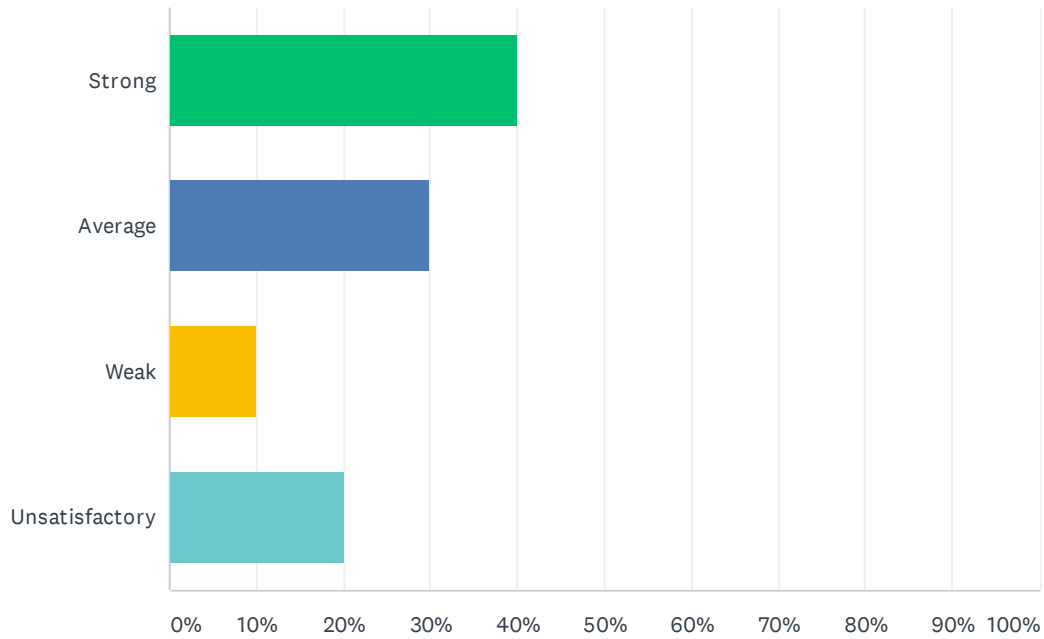
Answered: 10 Skipped: 0



ANSWER CHOICES	RESPONSES	
Strong	50.00%	5
Average	50.00%	5
Weak	0.00%	0
Unsatisfactory	0.00%	0
TOTAL		10

## Q32 Discipline is improving at my site and not interfering with learning.

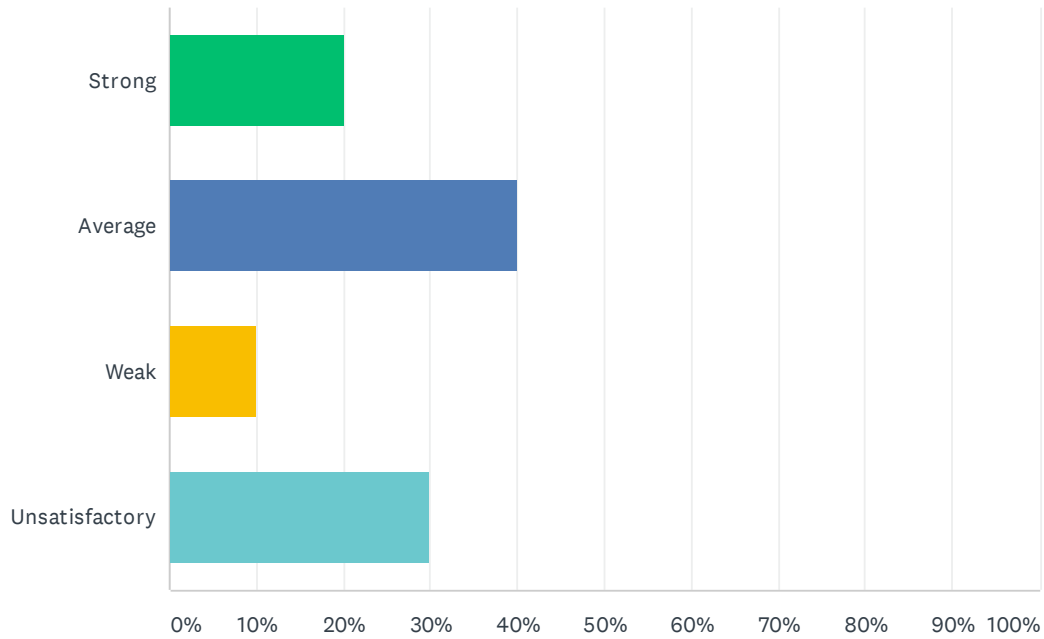
Answered: 10 Skipped: 0



ANSWER CHOICES	RESPONSES	
Strong	40.00%	4
Average	30.00%	3
Weak	10.00%	1
Unsatisfactory	20.00%	2
TOTAL		10

### Q33 Positive referrals are an effective tool in improving discipline.

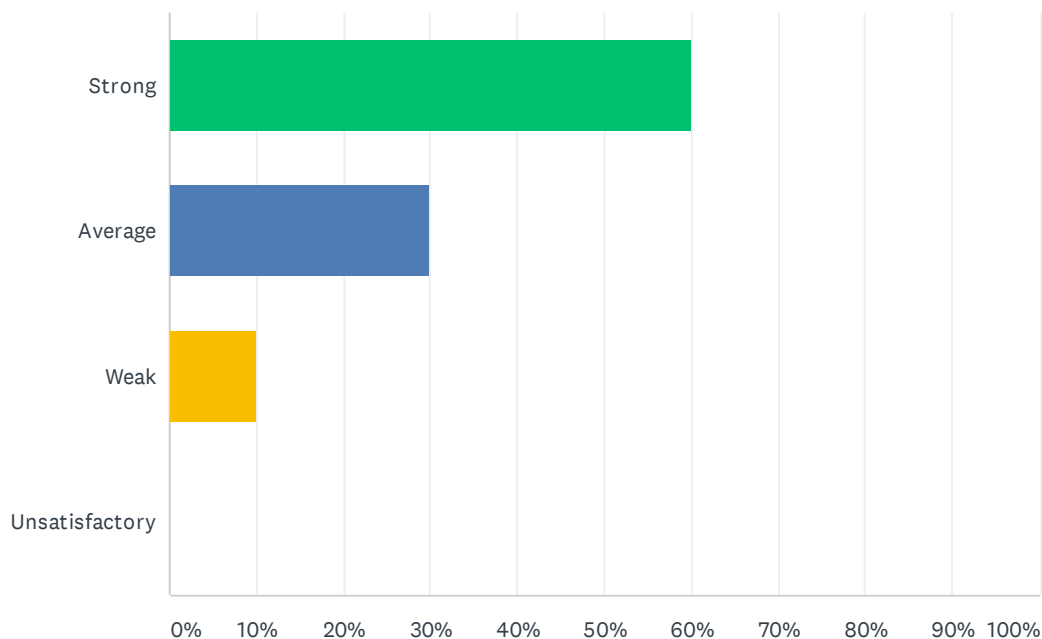
Answered: 10 Skipped: 0



ANSWER CHOICES	RESPONSES	
Strong	20.00%	2
Average	40.00%	4
Weak	10.00%	1
Unsatisfactory	30.00%	3
TOTAL		10

### Q34 When ODR's (office disciplinary referral) are written the teacher's word is valued and trusted.

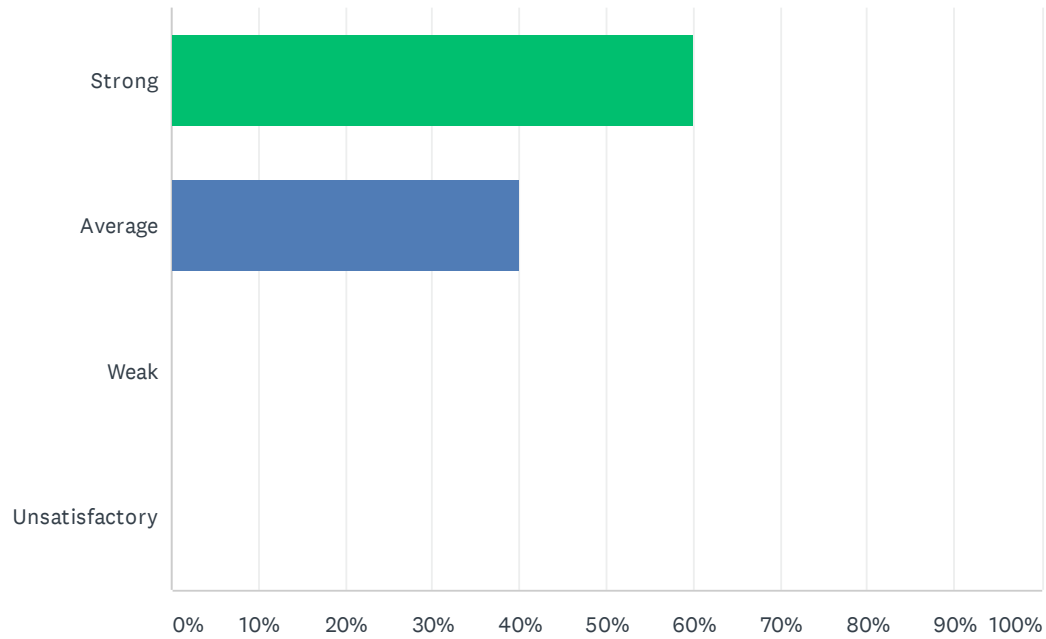
Answered: 10 Skipped: 0



ANSWER CHOICES	RESPONSES	
Strong	60.00%	6
Average	30.00%	3
Weak	10.00%	1
Unsatisfactory	0.00%	0
<b>TOTAL</b>		<b>10</b>

## Q35 My site has a positive atmosphere.

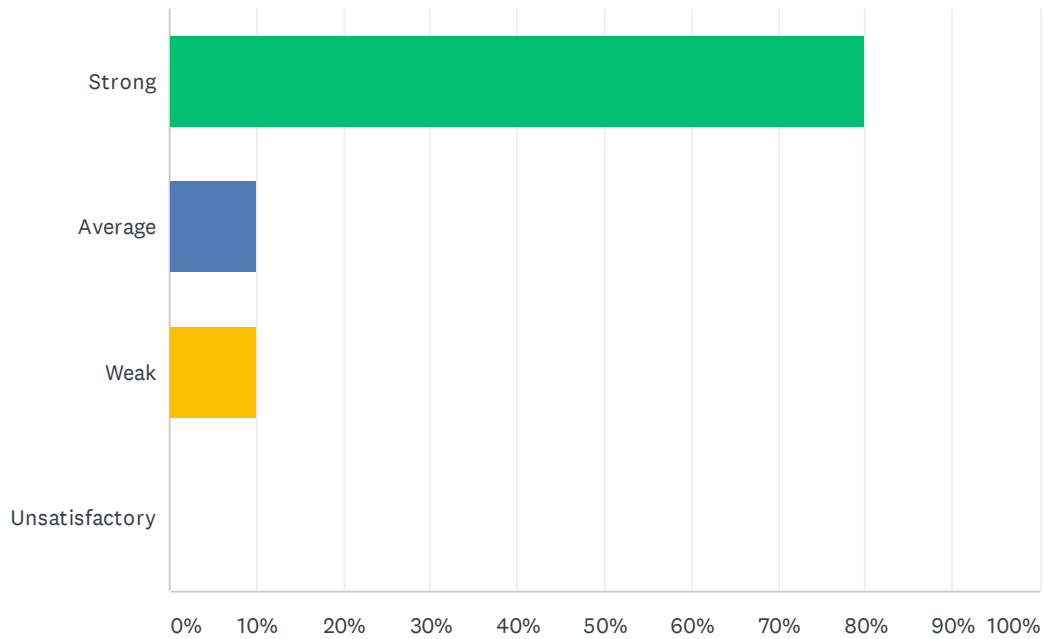
Answered: 10 Skipped: 0



ANSWER CHOICES	RESPONSES	
Strong	60.00%	6
Average	40.00%	4
Weak	0.00%	0
Unsatisfactory	0.00%	0
TOTAL		10

### Q36 I would recommend my site to other employees and prospective teachers.

Answered: 10 Skipped: 0



ANSWER CHOICES	RESPONSES	
Strong	80.00%	8
Average	10.00%	1
Weak	10.00%	1
Unsatisfactory	0.00%	0
<b>TOTAL</b>		<b>10</b>

# Q1 School Site (If you work at multiple sites choose your home site OR complete a survey for each site at which you spend significant time.)

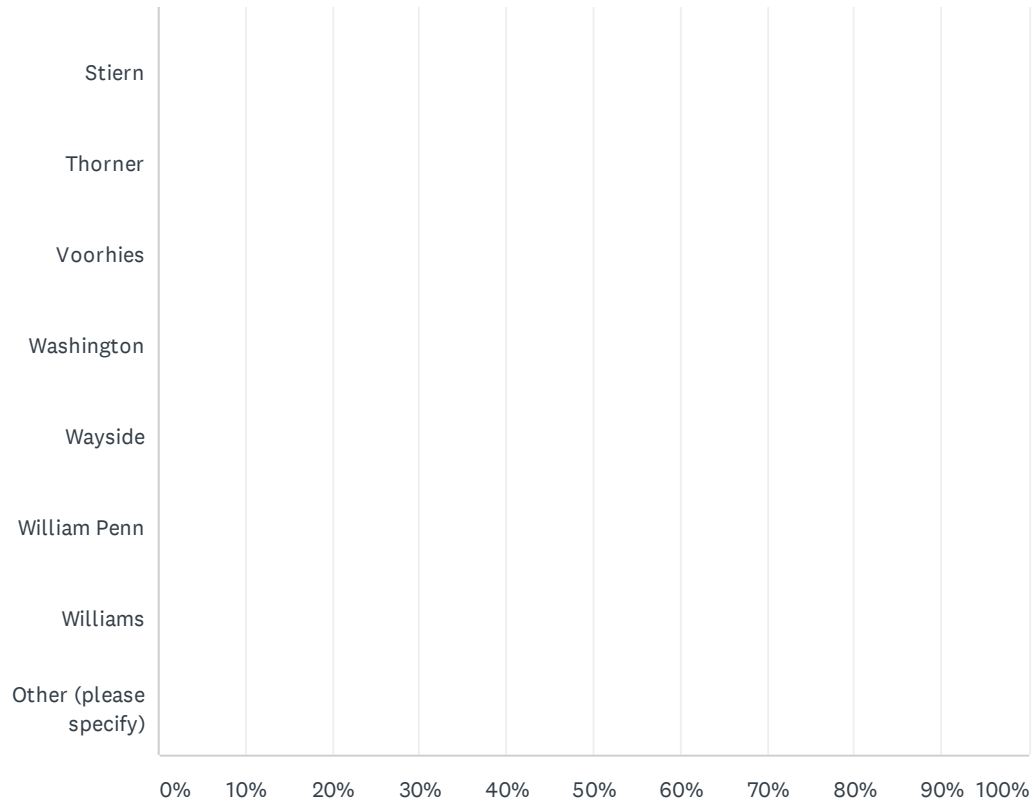
Answered: 16 Skipped: 0

Casa Loma											
Cato											
Chavez											
Chipman											
College Hts											
Compton											
Curran											
Downtown											
Ed Center											
Eissler											
Emerson											
Evergreen											
Fletcher											
Frank West											
Franklin											
Fremont											
Garza											
Harding											

## 2019-2020 BETA Administration/Site Climate Survey

[illegible]

## 2019-2020 BETA Administration/Site Climate Survey



# 2019-2020 BETA Administration/Site Climate Survey

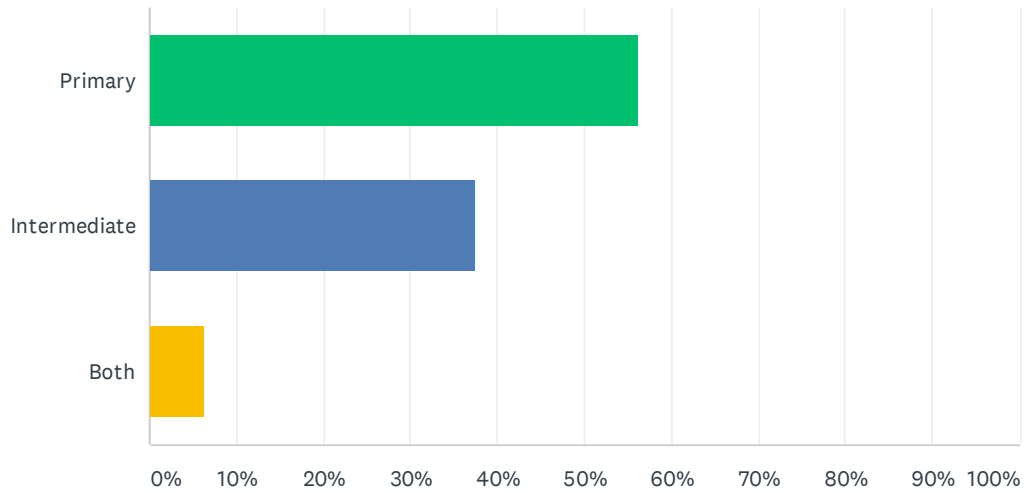
ANSWER CHOICES	RESPONSES	
Casa Loma	0.00%	0
Cato	0.00%	0
Chavez	0.00%	0
Chipman	0.00%	0
College Hts	0.00%	0
Compton	0.00%	0
Curran	0.00%	0
Downtown	0.00%	0
Ed Center	0.00%	0
Eissler	0.00%	0
Emerson	0.00%	0
Evergreen	0.00%	0
Fletcher	0.00%	0
Frank West	0.00%	0
Franklin	0.00%	0
Fremont	0.00%	0
Garza	0.00%	0
Harding	0.00%	0
Harris	0.00%	0
Horace Mann	100.00%	16
Hort	0.00%	0
Jefferson	0.00%	0
Longfellow	0.00%	0
McKinley	0.00%	0
Mt.Vernon	0.00%	0
Munsey	0.00%	0
Nichols	0.00%	0
Noble	0.00%	0
Nurses	0.00%	0
Owens Intermediate	0.00%	0
Owens Primary	0.00%	0
Pauly	0.00%	0

## 2019-2020 BETA Administration/Site Climate Survey

Pioneer	0.00%	0
Rafer Johnson	0.00%	0
Roosevelt	0.00%	0
Sequoia	0.00%	0
Sierra	0.00%	0
Special Ed Office	0.00%	0
Stella Hills	0.00%	0
Stiern	0.00%	0
Thorner	0.00%	0
Voorhies	0.00%	0
Washington	0.00%	0
Wayside	0.00%	0
William Penn	0.00%	0
Williams	0.00%	0
Other (please specify)	0.00%	0
Total Respondents: 16		

## Q2 Instructional Grade Level or Support Services

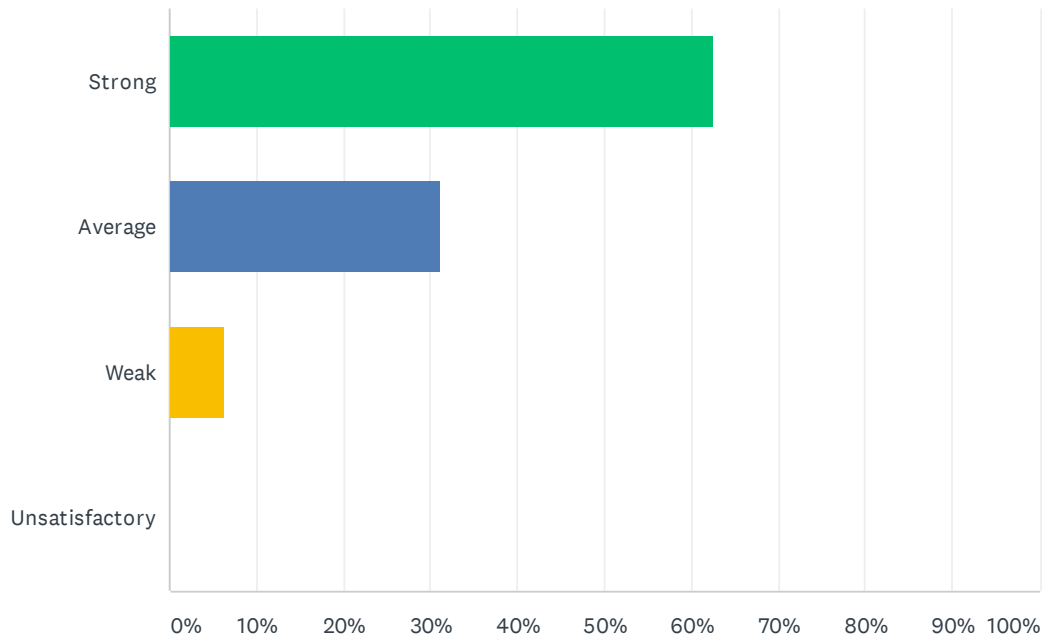
Answered: 16 Skipped: 0



ANSWER CHOICES	RESPONSES	
Primary	56.25%	9
Intermediate	37.50%	6
Both	6.25%	1
TOTAL		16

### Q3 Site administration is sensitive to the needs of students, staff, and community.

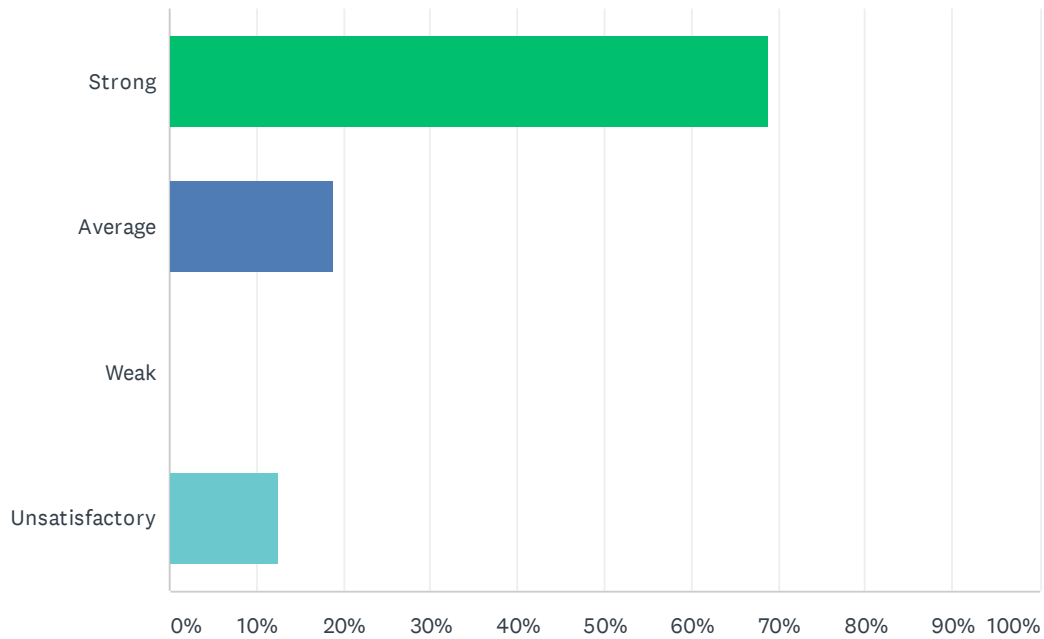
Answered: 16 Skipped: 0



ANSWER CHOICES	RESPONSES	
Strong	62.50%	10
Average	31.25%	5
Weak	6.25%	1
Unsatisfactory	0.00%	0
TOTAL		16

## Q4 Site administration treats staff with respect; you feel like a valued member of a team

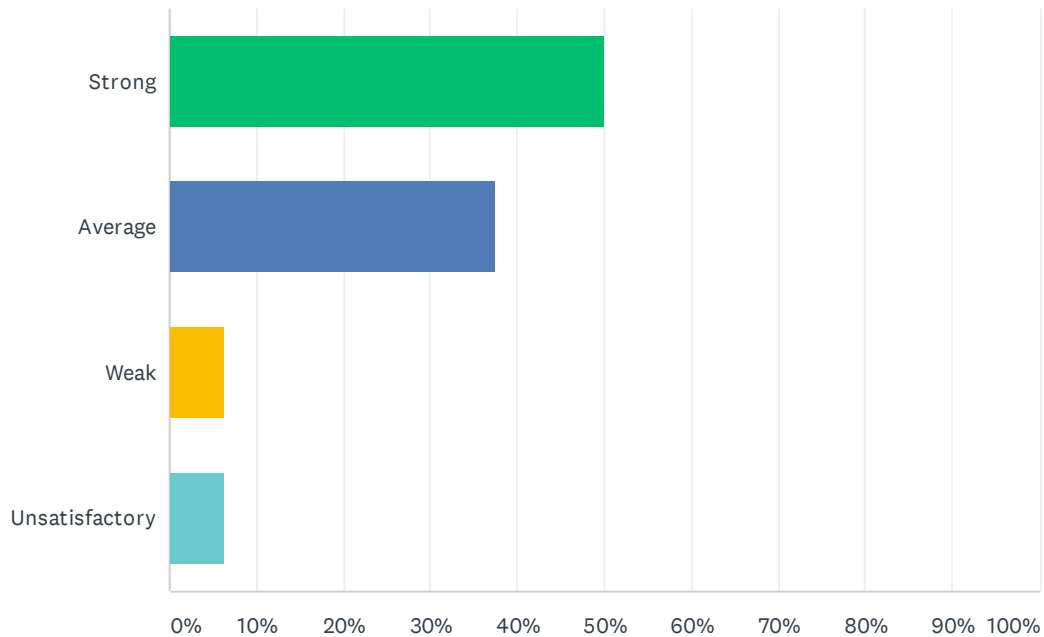
Answered: 16 Skipped: 0



ANSWER CHOICES	RESPONSES	
Strong	68.75%	11
Average	18.75%	3
Weak	0.00%	0
Unsatisfactory	12.50%	2
TOTAL		16

## Q5 Site administration conducts classroom visits (walk-through) in least the disruptive manner and leaves timely feedback (within 24 hours).

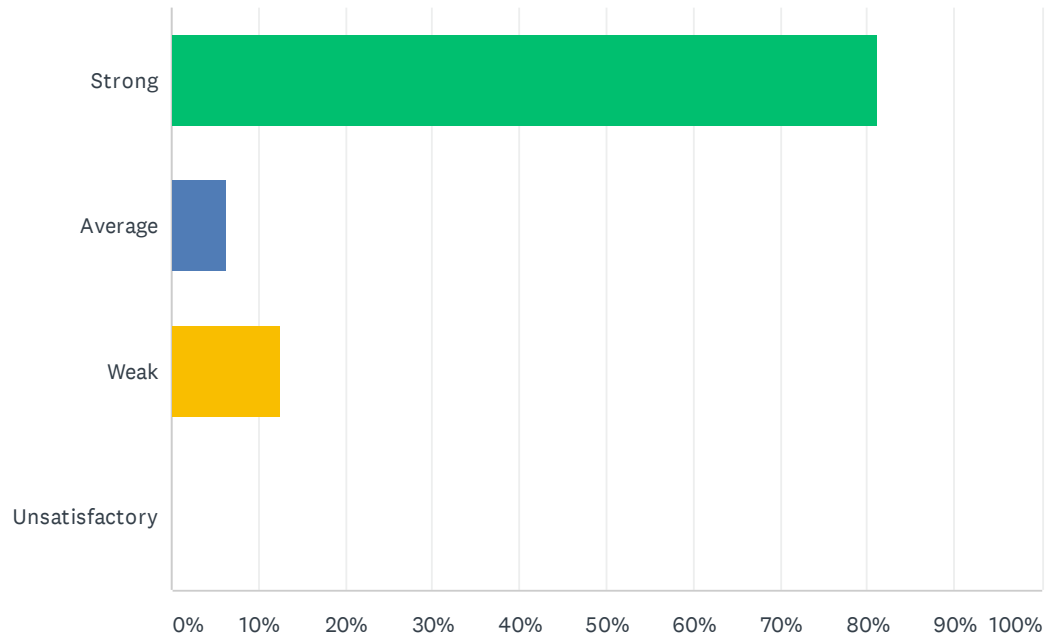
Answered: 16 Skipped: 0



ANSWER CHOICES	RESPONSES	
Strong	50.00%	8
Average	37.50%	6
Weak	6.25%	1
Unsatisfactory	6.25%	1
TOTAL		16

## Q6 Site administration follows the contract and respects personal rights.

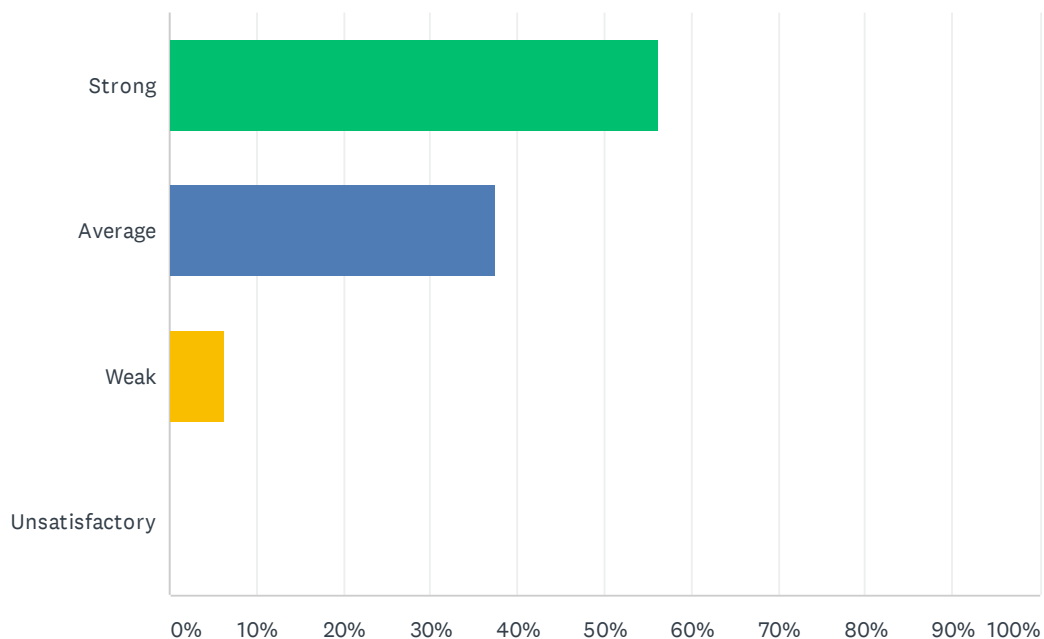
Answered: 16 Skipped: 0



ANSWER CHOICES	RESPONSES	
Strong	81.25%	13
Average	6.25%	1
Weak	12.50%	2
Unsatisfactory	0.00%	0
<b>TOTAL</b>		<b>16</b>

## Q7 Administration utilizes staff according to their job description (ie. Coaches, APL's, Specialists & Staff).

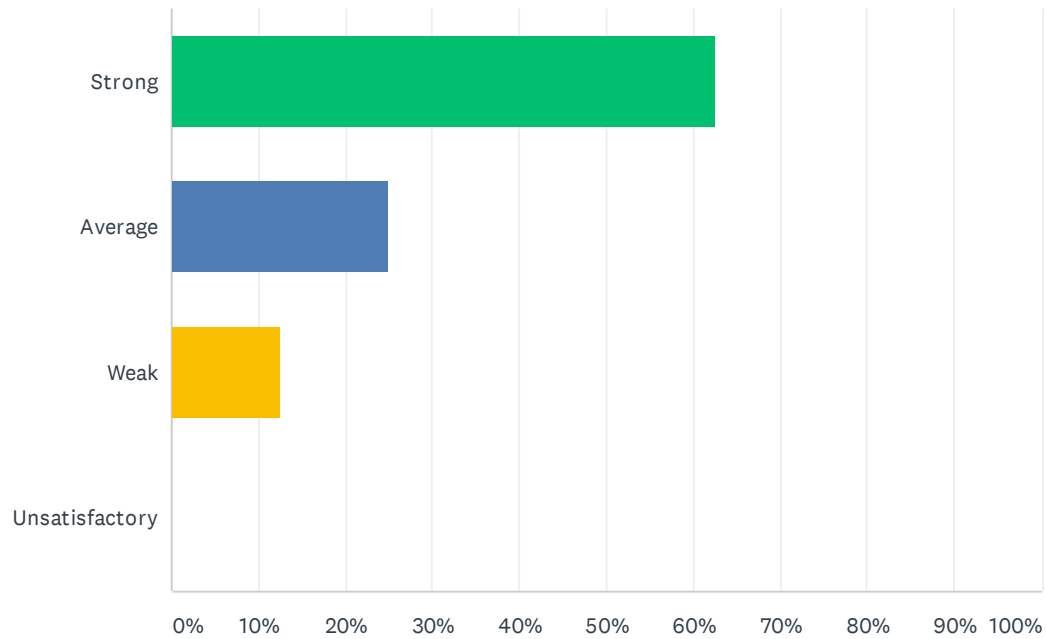
Answered: 16 Skipped: 0



ANSWER CHOICES	RESPONSES	
Strong	56.25%	9
Average	37.50%	6
Weak	6.25%	1
Unsatisfactory	0.00%	0
TOTAL		16

## Q8 Administration maintains open communication with staff, parents, and students.

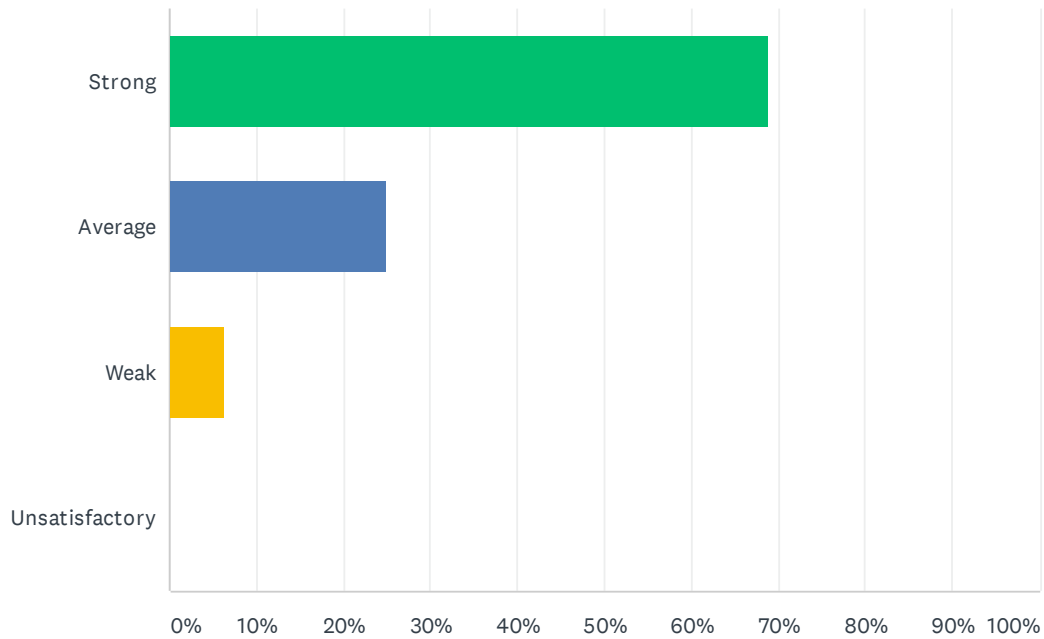
Answered: 16 Skipped: 0



ANSWER CHOICES	RESPONSES	
Strong	62.50%	10
Average	25.00%	4
Weak	12.50%	2
Unsatisfactory	0.00%	0
TOTAL		16

## Q9 Administration supports staff against attacks and criticism from parents.

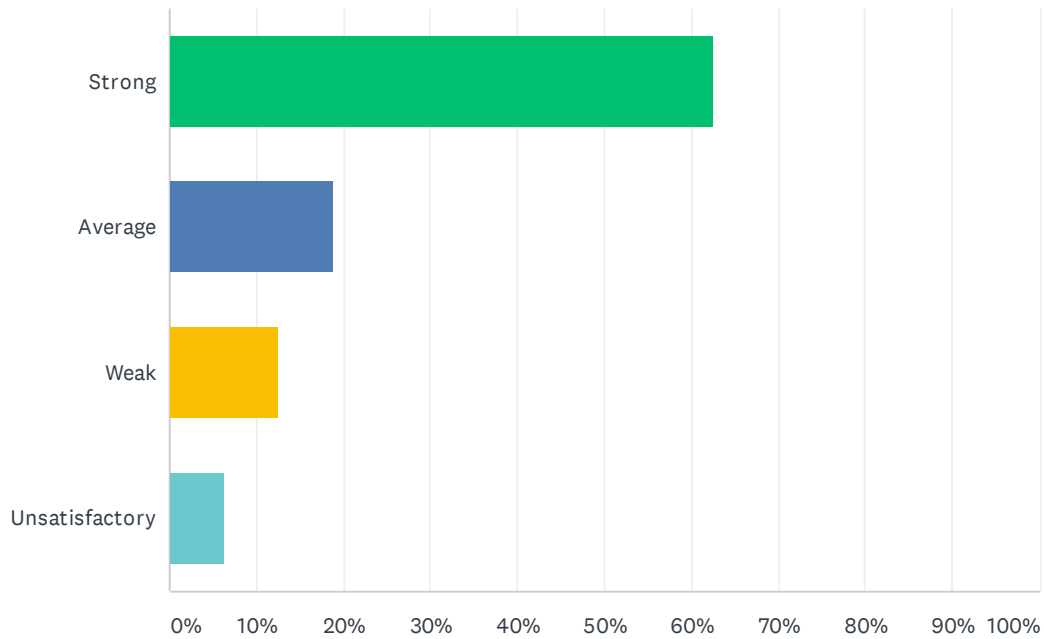
Answered: 16 Skipped: 0



ANSWER CHOICES	RESPONSES	
Strong	68.75%	11
Average	25.00%	4
Weak	6.25%	1
Unsatisfactory	0.00%	0
TOTAL		16

## Q10 Site administration treats all teachers equally; there is no preferential treatment.

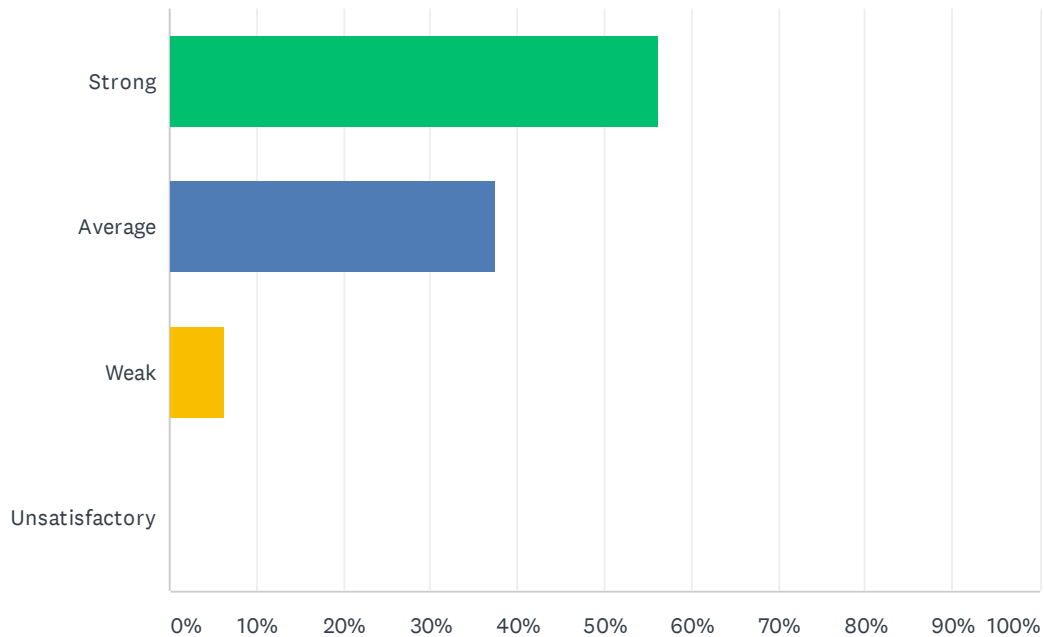
Answered: 16 Skipped: 0



ANSWER CHOICES	RESPONSES	
Strong	62.50%	10
Average	18.75%	3
Weak	12.50%	2
Unsatisfactory	6.25%	1
TOTAL		16

## Q11 Administration supports classroom discipline procedures and follows District discipline guidelines.

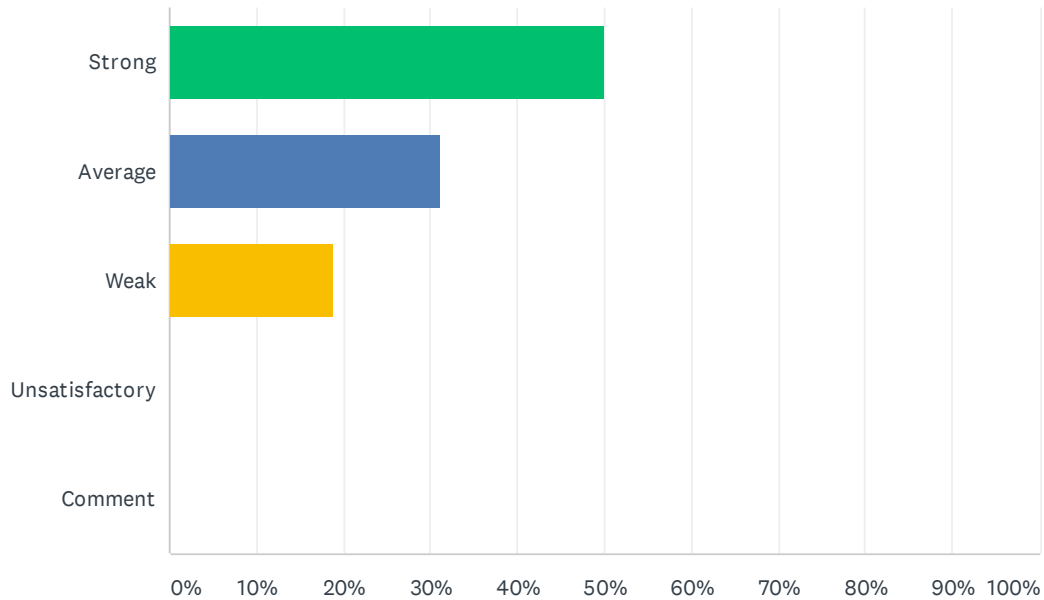
Answered: 16 Skipped: 0



ANSWER CHOICES	RESPONSES	
Strong	56.25%	9
Average	37.50%	6
Weak	6.25%	1
Unsatisfactory	0.00%	0
TOTAL		16

## Q12 Administration processes ODR's (Office Disciplinary Referrals) within 48 hours and supports staff when discipline moves beyond classroom managed behaviors.

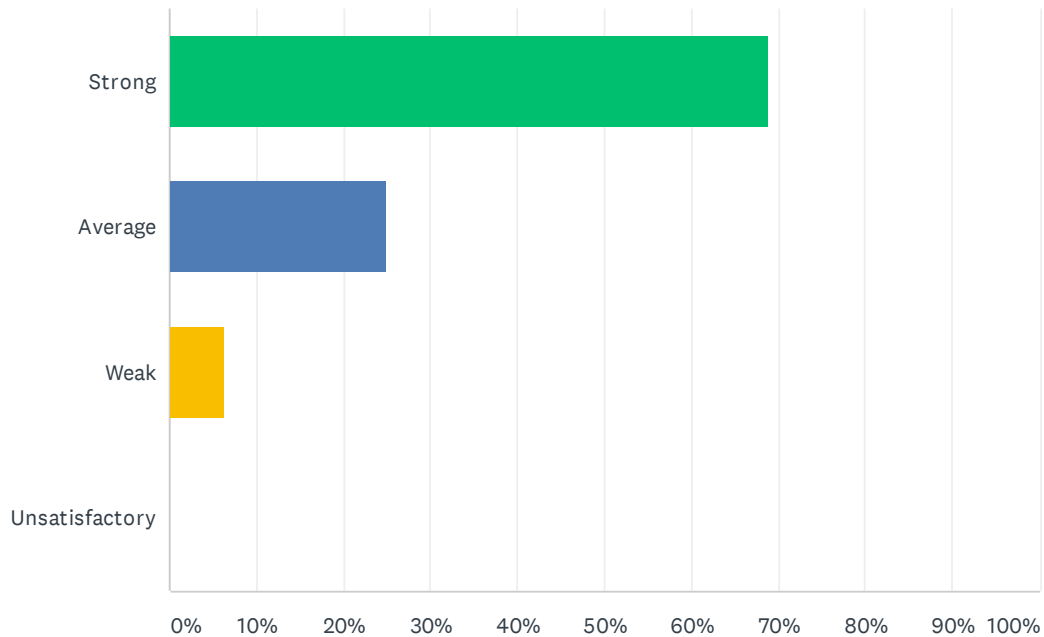
Answered: 16 Skipped: 0



ANSWER CHOICES	RESPONSES	
Strong	50.00%	8
Average	31.25%	5
Weak	18.75%	3
Unsatisfactory	0.00%	0
Comment	0.00%	0
TOTAL		16

### Q13 Administration treats teachers as professionals; the teacher's word is not disregarded in favor of the student's.

Answered: 16 Skipped: 0



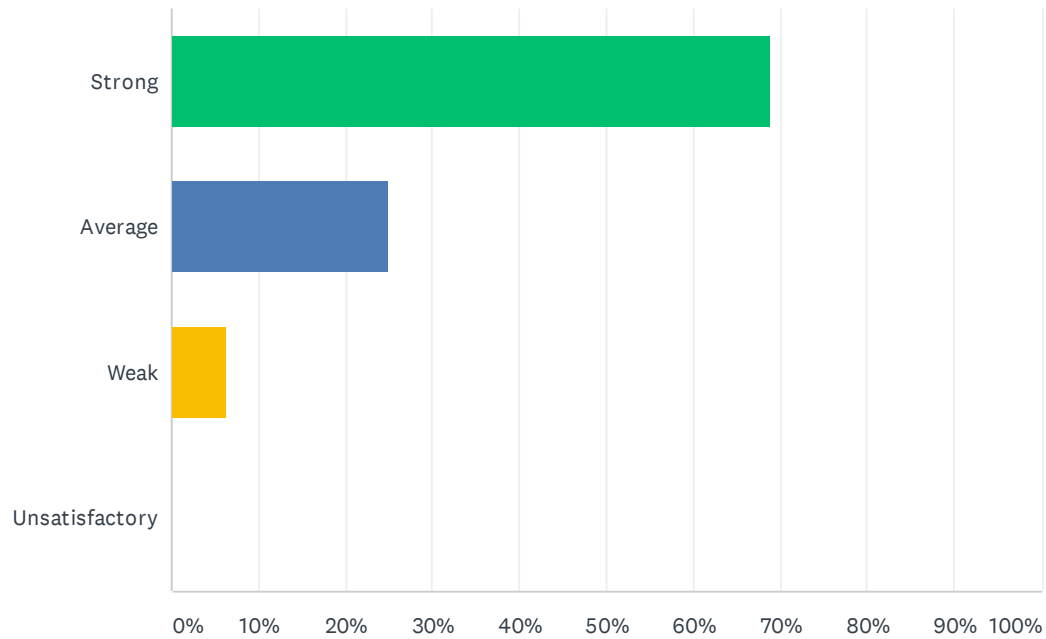
ANSWER CHOICES	RESPONSES	
Strong	68.75%	11
Average	25.00%	4
Weak	6.25%	1
Unsatisfactory	0.00%	0
TOTAL		16

**Q14 How do you feel that your administration positively/negatively impacts working conditions at your site?**

Answered: 12   Skipped: 4

## Q15 Site staff is involved in setting school policies and budgetary priorities.

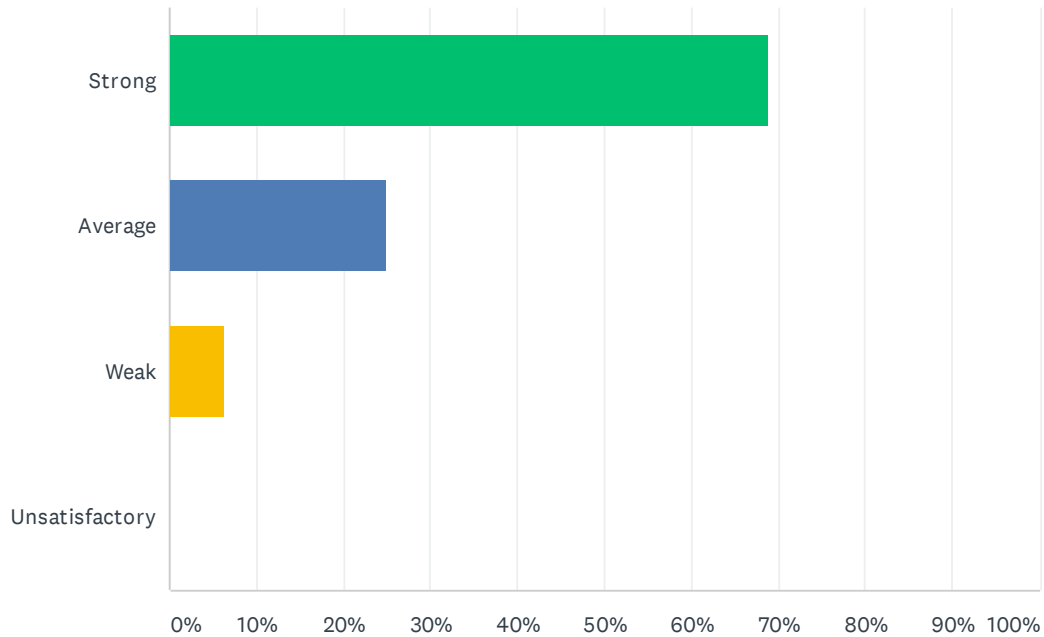
Answered: 16 Skipped: 0



ANSWER CHOICES	RESPONSES	
Strong	68.75%	11
Average	25.00%	4
Weak	6.25%	1
Unsatisfactory	0.00%	0
TOTAL		16

## Q16 Site meetings are productive and not excessive.

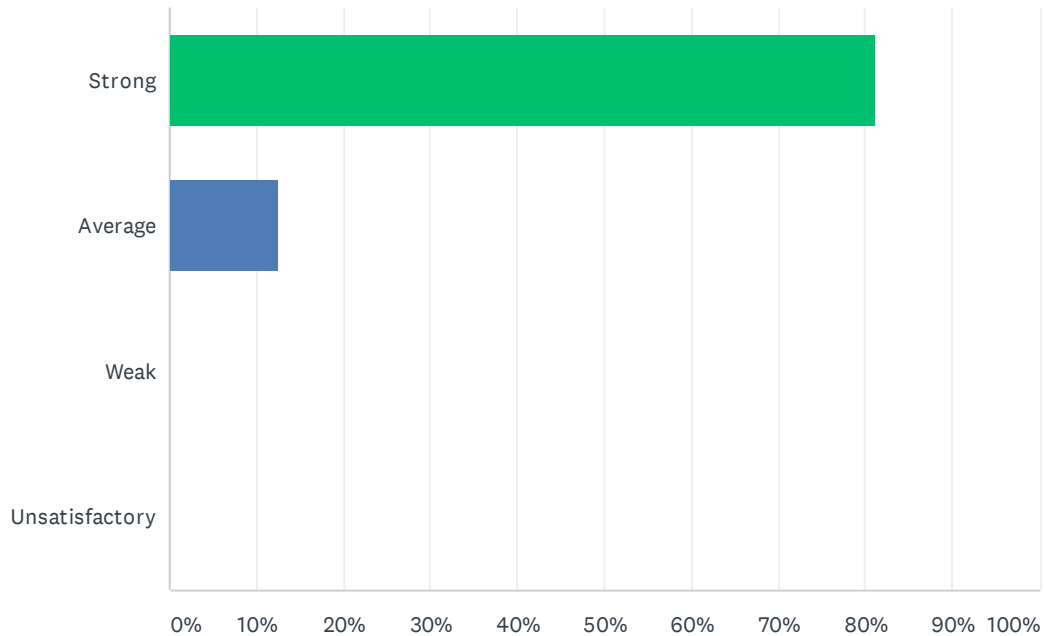
Answered: 16 Skipped: 0



ANSWER CHOICES	RESPONSES	
Strong	68.75%	11
Average	25.00%	4
Weak	6.25%	1
Unsatisfactory	0.00%	0
TOTAL		16

**Q17 Bank days are used for PLC activities; Site administration uses two Bank Days a month and staff gets uninterrupted planning/preparation time twice a month during Bank Days.**

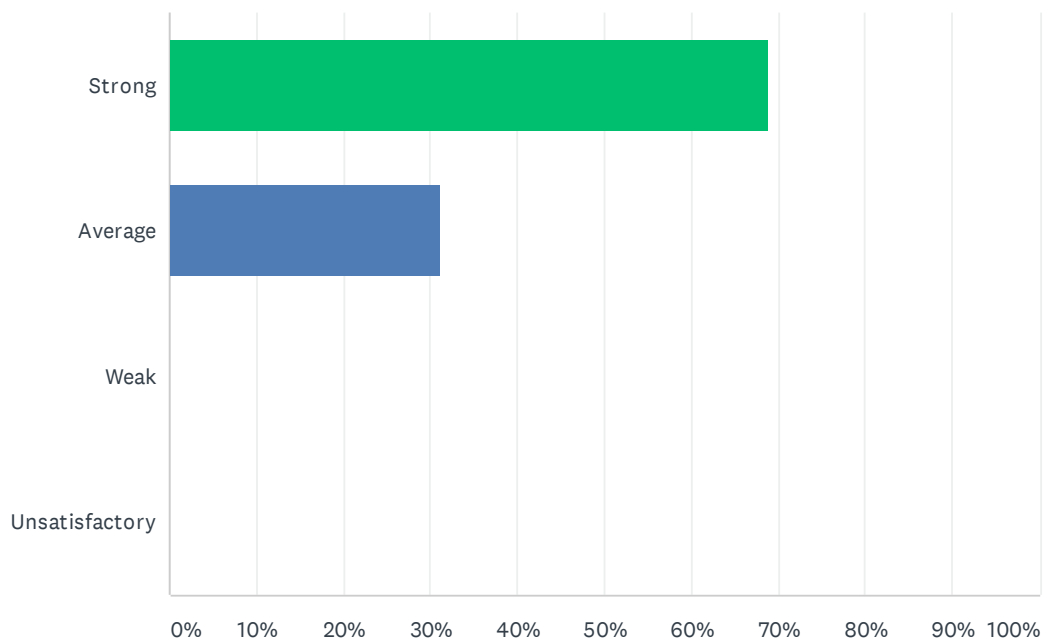
Answered: 16 Skipped: 0



ANSWER CHOICES	RESPONSES	
Strong	81.25%	13
Average	12.50%	2
Weak	0.00%	0
Unsatisfactory	0.00%	0
<b>TOTAL</b>		<b>16</b>

## Q18 My site receives daily consecutive uninterrupted planning/preparation time. (30 minutes / 40 minutes)

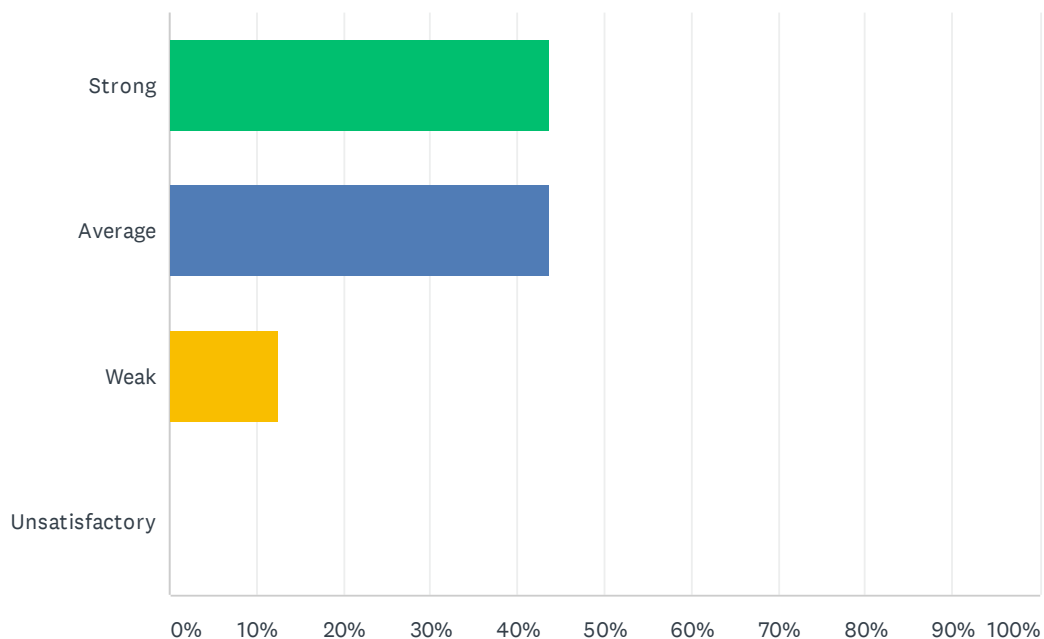
Answered: 16 Skipped: 0



ANSWER CHOICES	RESPONSES	
Strong	68.75%	11
Average	31.25%	5
Weak	0.00%	0
Unsatisfactory	0.00%	0
TOTAL		16

## Q19 Staff is given time to input district required data (ie. Benchmarks, Dibels, CFAs, Report Card, and etc).

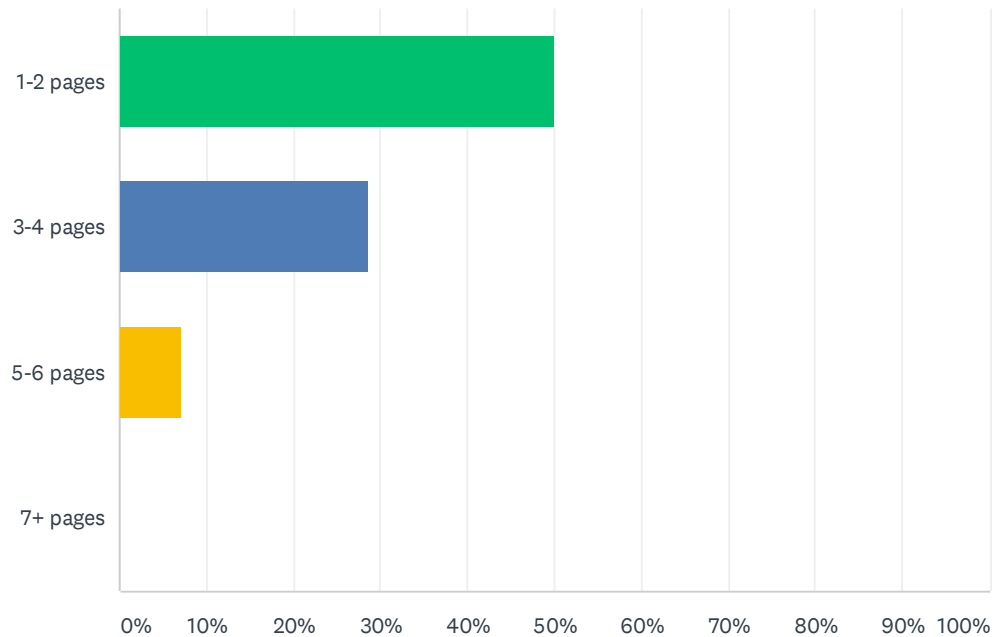
Answered: 16 Skipped: 0



ANSWER CHOICES	RESPONSES	
Strong	43.75%	7
Average	43.75%	7
Weak	12.50%	2
Unsatisfactory	0.00%	0
TOTAL		16

## Q20 Teachers are required to submit complete, but not excessively lengthy lesson plans.

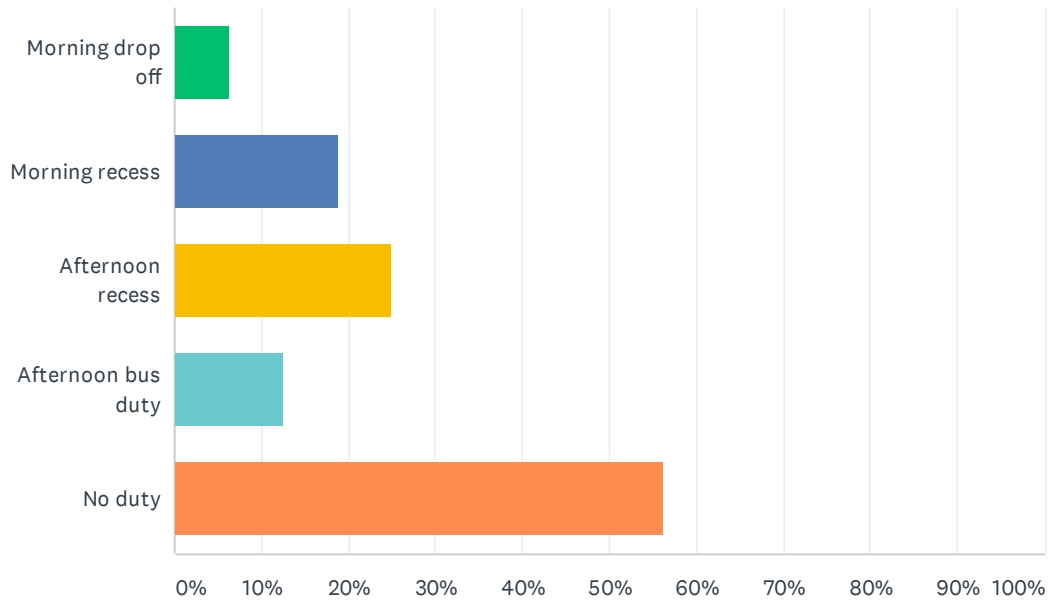
Answered: 14 Skipped: 2



ANSWER CHOICES	RESPONSES	
1-2 pages	50.00%	7
3-4 pages	28.57%	4
5-6 pages	7.14%	1
7+ pages	0.00%	0
TOTAL		14

## Q21 Staff has recess and/or bus duty.

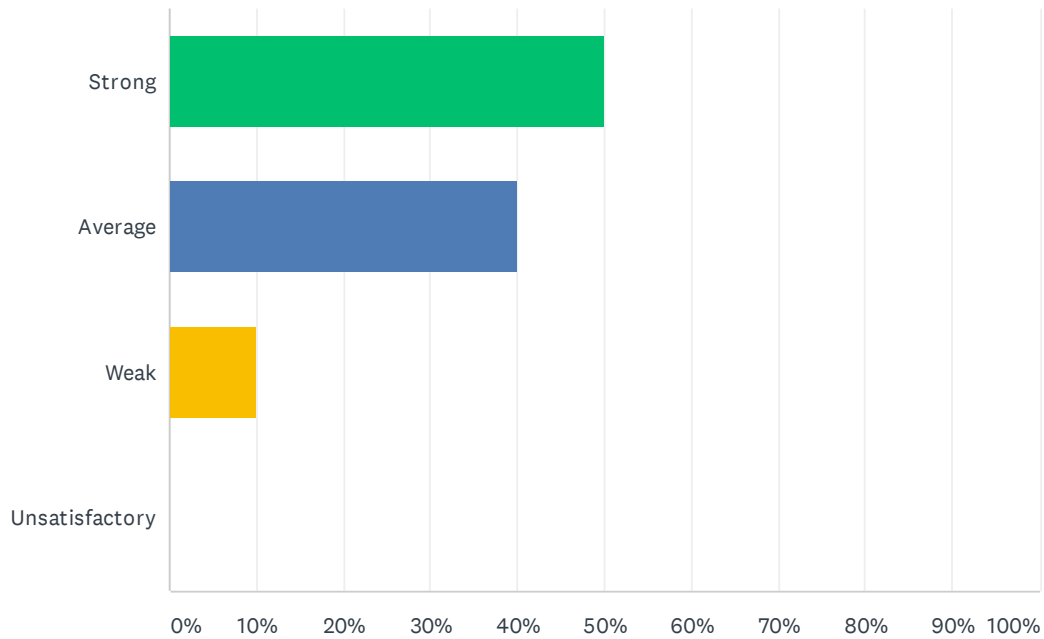
Answered: 16 Skipped: 0



ANSWER CHOICES	RESPONSES	
Morning drop off	6.25%	1
Morning recess	18.75%	3
Afternoon recess	25.00%	4
Afternoon bus duty	12.50%	2
No duty	56.25%	9
Total Respondents: 16		

## Q22 The Special Education Department is assisting you with your questions, problems, and concerns.

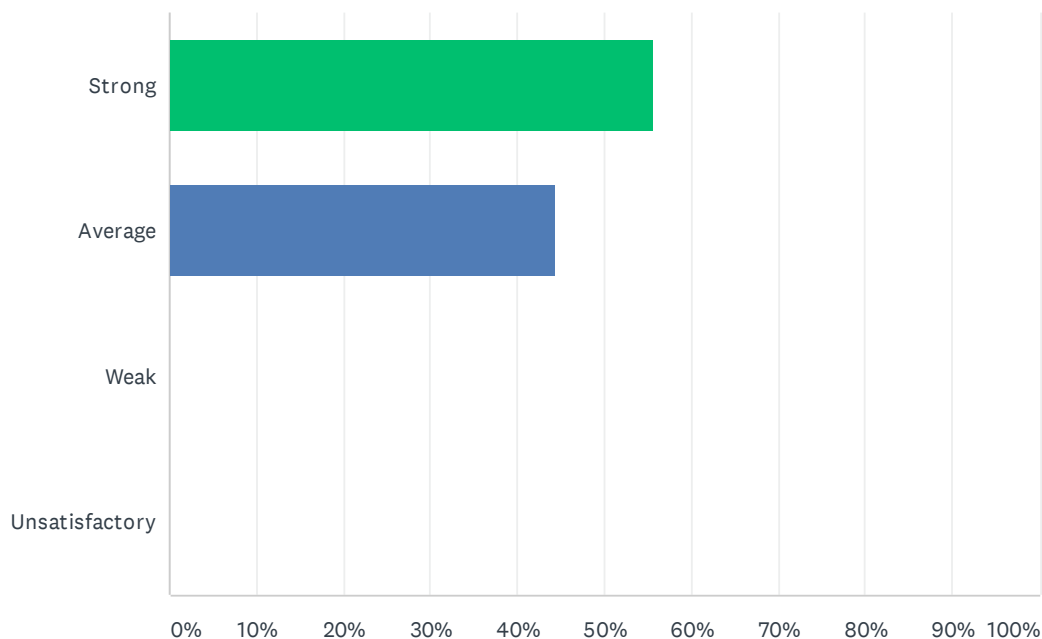
Answered: 10   Skipped: 6



ANSWER CHOICES	RESPONSES	
Strong	50.00%	5
Average	40.00%	4
Weak	10.00%	1
Unsatisfactory	0.00%	0
TOTAL		10

## Q23 Special Education class size is balanced within each program to ensure student safety and individualized instruction.

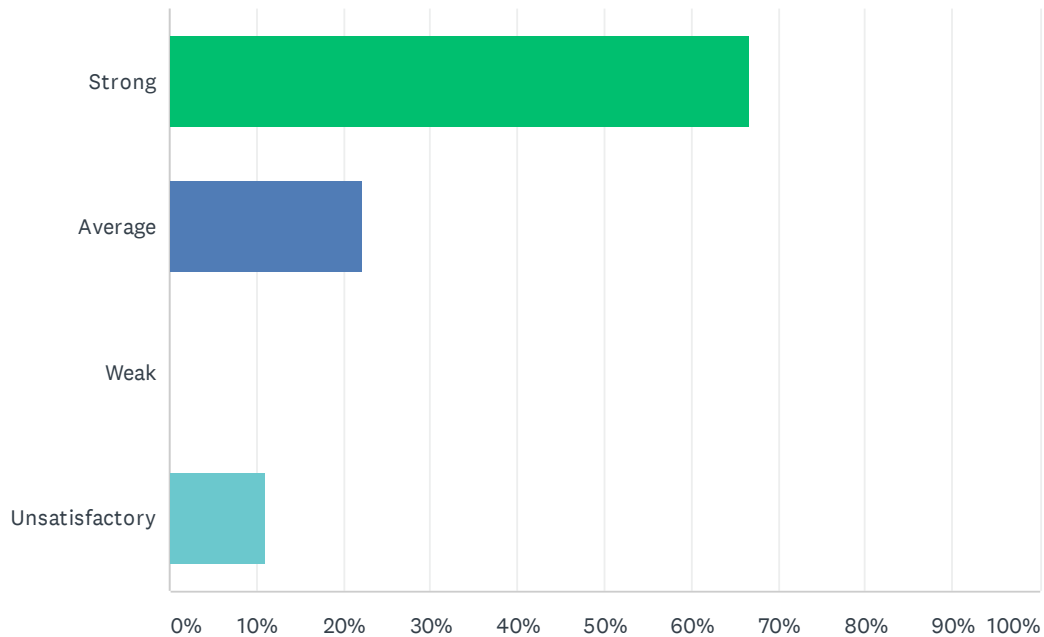
Answered: 9   Skipped: 7



ANSWER CHOICES	RESPONSES	
Strong	55.56%	5
Average	44.44%	4
Weak	0.00%	0
Unsatisfactory	0.00%	0
TOTAL		9

## Q24 Special education teachers have opportunities to participate in school-based, content area staff development.

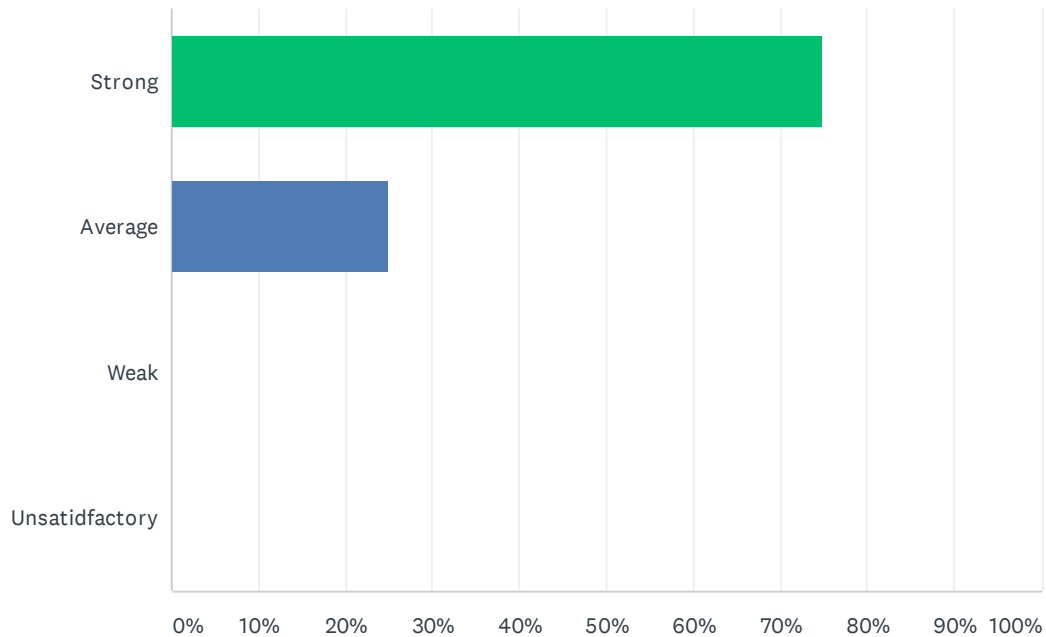
Answered: 9 Skipped: 7



ANSWER CHOICES	RESPONSES	
Strong	66.67%	6
Average	22.22%	2
Weak	0.00%	0
Unsatisfactory	11.11%	1
TOTAL		9

## Q25 Special education teachers have needed access to ALL instructional resources provided to the general education teachers.

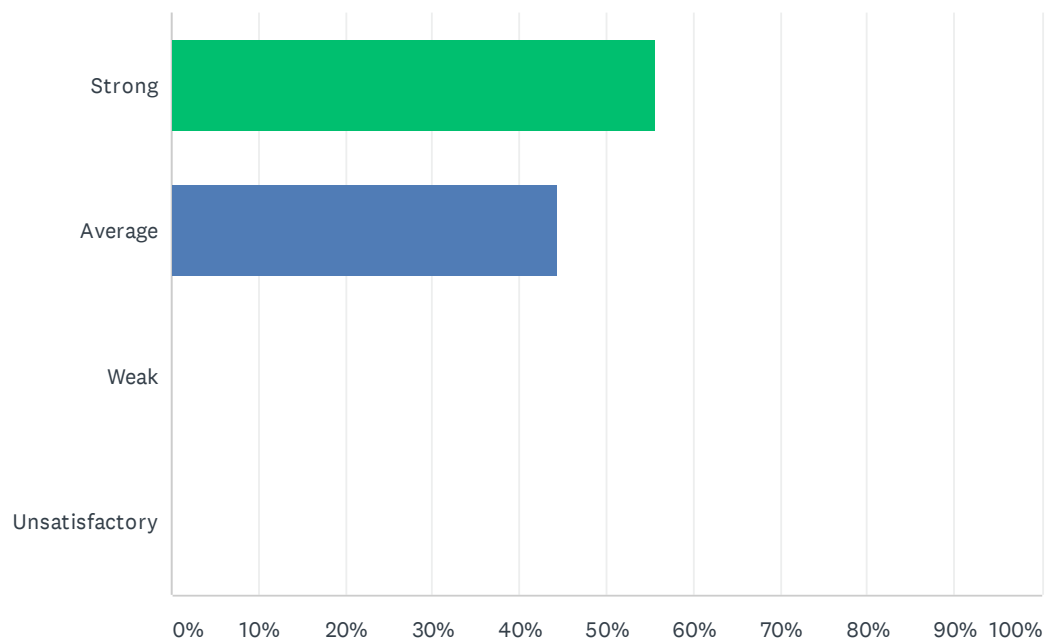
Answered: 8 Skipped: 8



ANSWER CHOICES	RESPONSES	
Strong	75.00%	6
Average	25.00%	2
Weak	0.00%	0
Unsatisfactory	0.00%	0
<b>TOTAL</b>		<b>8</b>

## Q26 Special education teachers are adequately trained in the administration of state assessments and District IEP's.

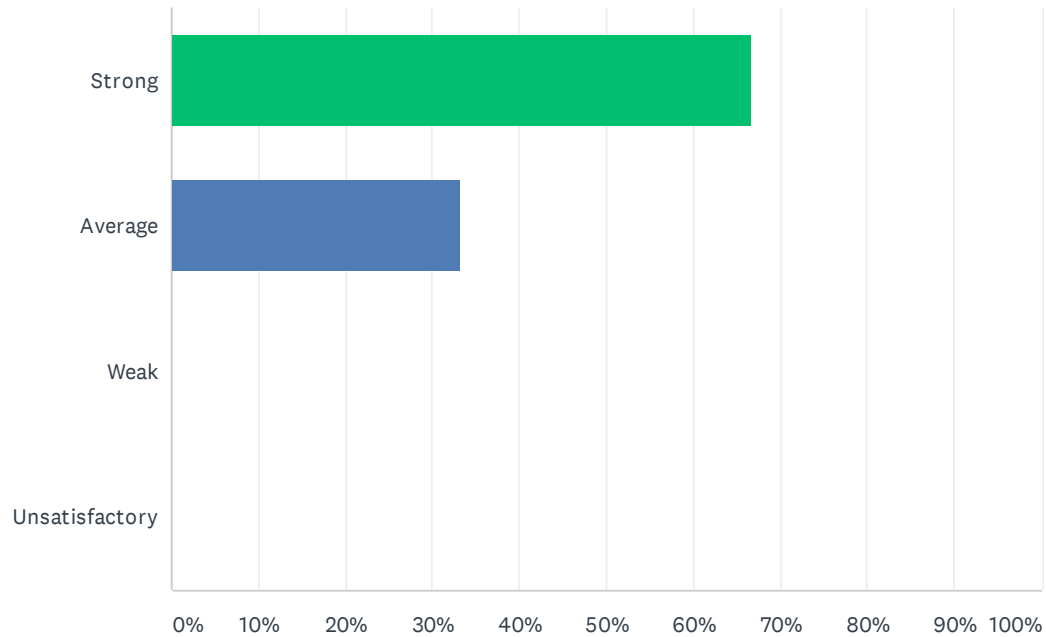
Answered: 9 Skipped: 7



ANSWER CHOICES	RESPONSES	
Strong	55.56%	5
Average	44.44%	4
Weak	0.00%	0
Unsatisfactory	0.00%	0
TOTAL		9

## Q27 The site principal is accessible to discuss special education issues.

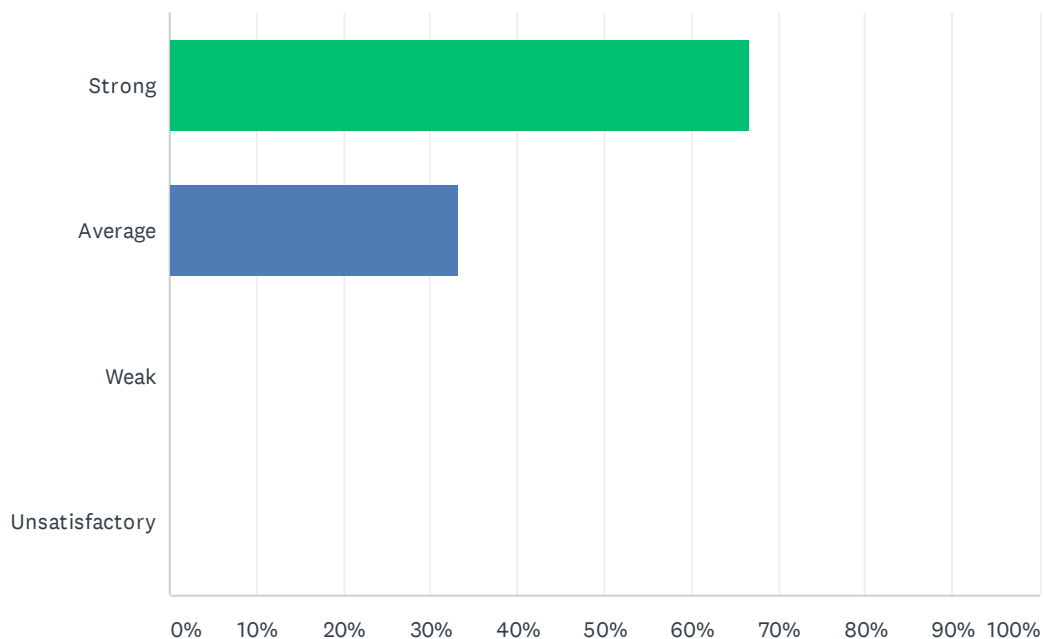
Answered: 9 Skipped: 7



ANSWER CHOICES	RESPONSES	
Strong	66.67%	6
Average	33.33%	3
Weak	0.00%	0
Unsatisfactory	0.00%	0
<b>TOTAL</b>		<b>9</b>

## Q28 The site principal promotes equal opportunities for all students to learn.

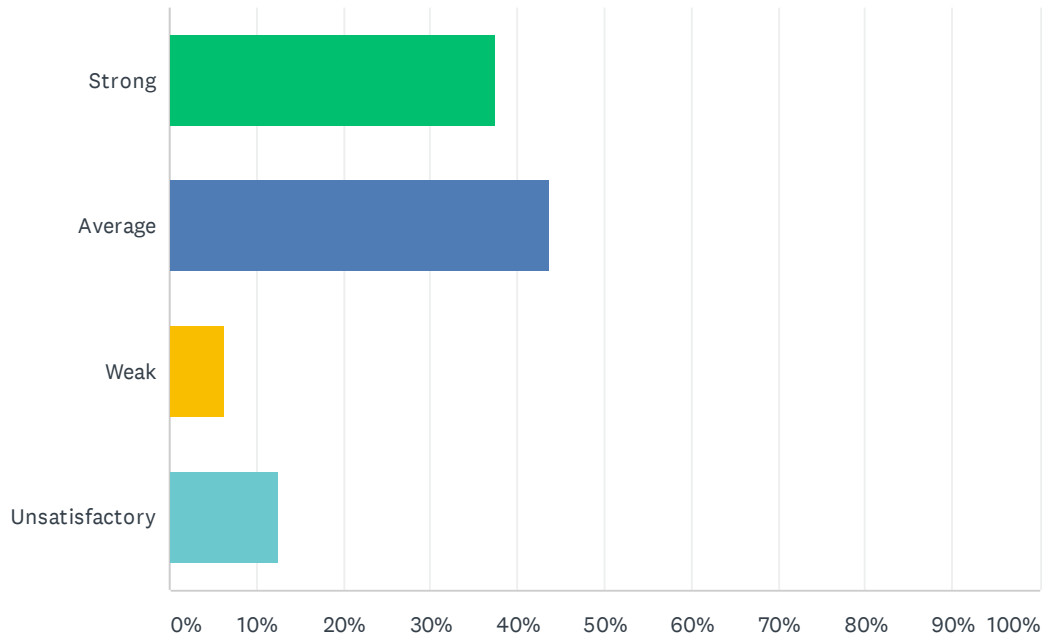
Answered: 9 Skipped: 7



ANSWER CHOICES	RESPONSES	
Strong	66.67%	6
Average	33.33%	3
Weak	0.00%	0
Unsatisfactory	0.00%	0
TOTAL		9

## Q29 PBIS is used effectively and is improving behavior.

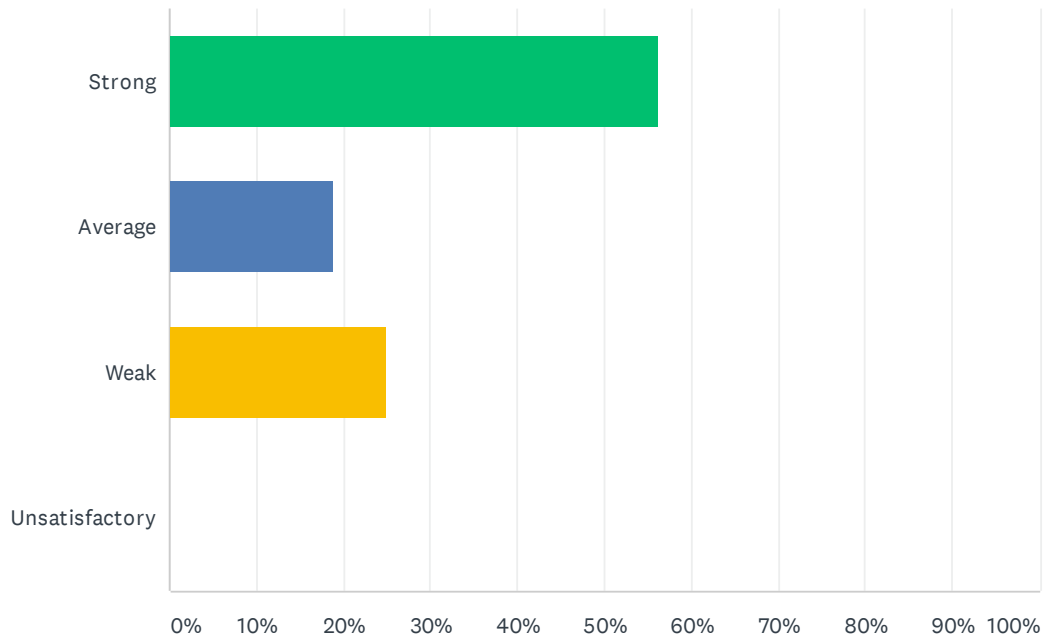
Answered: 16 Skipped: 0



ANSWER CHOICES	RESPONSES	
Strong	37.50%	6
Average	43.75%	7
Weak	6.25%	1
Unsatisfactory	12.50%	2
TOTAL		16

## Q30 PBIS and Behavior Intervention Specialists are creating a safer environment at my site.

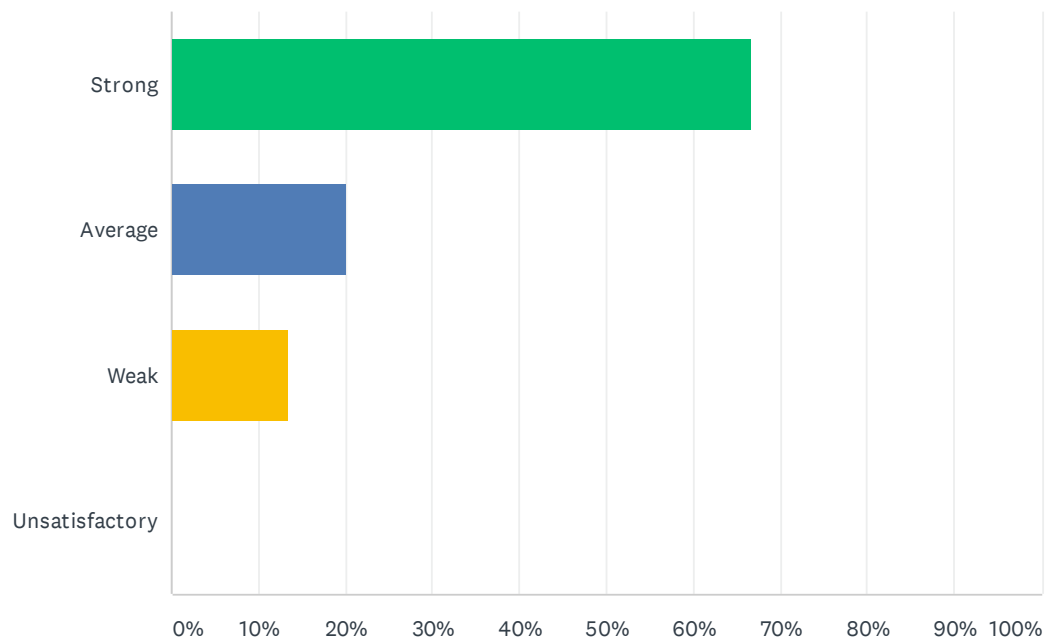
Answered: 16 Skipped: 0



ANSWER CHOICES	RESPONSES	
Strong	56.25%	9
Average	18.75%	3
Weak	25.00%	4
Unsatisfactory	0.00%	0
TOTAL		16

## Q31 Staff and students feel safe at my site.

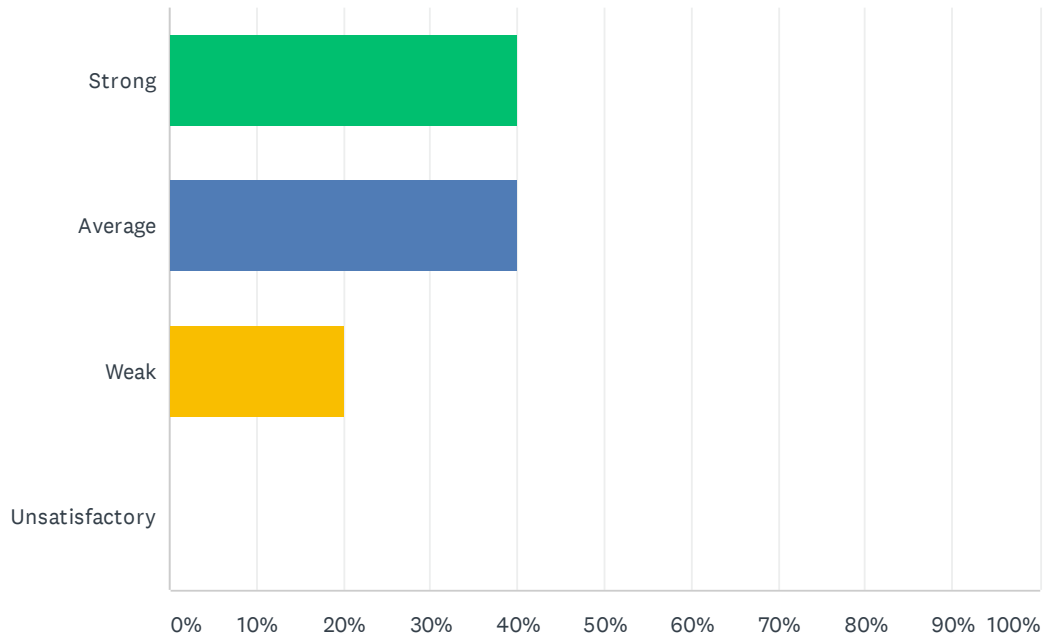
Answered: 15 Skipped: 1



ANSWER CHOICES	RESPONSES	
Strong	66.67%	10
Average	20.00%	3
Weak	13.33%	2
Unsatisfactory	0.00%	0
<b>TOTAL</b>		<b>15</b>

## Q32 Discipline is improving at my site and not interfering with learning.

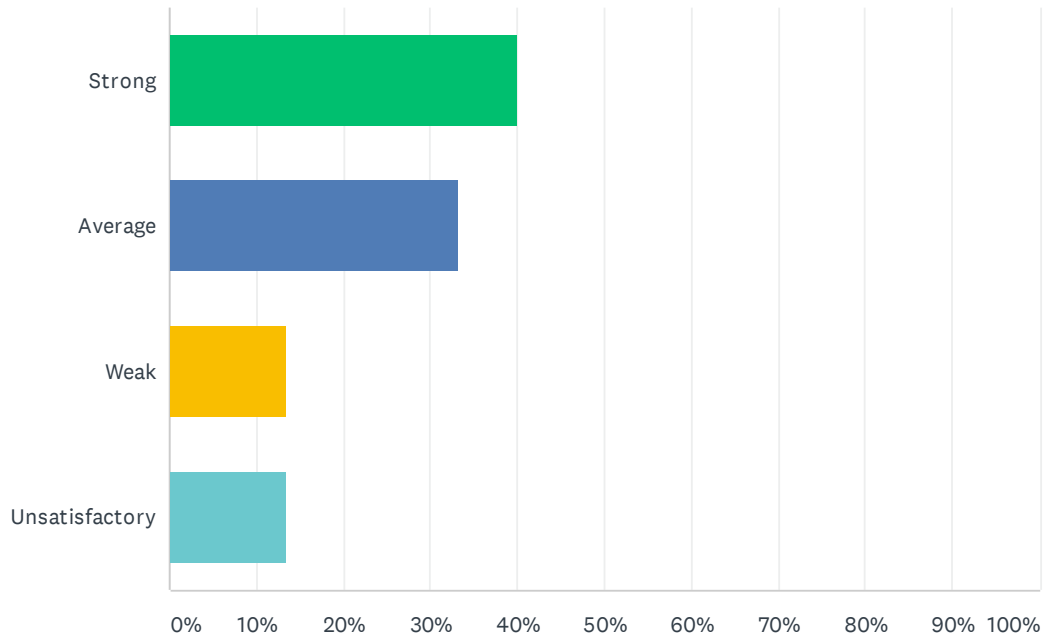
Answered: 15 Skipped: 1



ANSWER CHOICES	RESPONSES	
Strong	40.00%	6
Average	40.00%	6
Weak	20.00%	3
Unsatisfactory	0.00%	0
TOTAL		15

### Q33 Positive referrals are an effective tool in improving discipline.

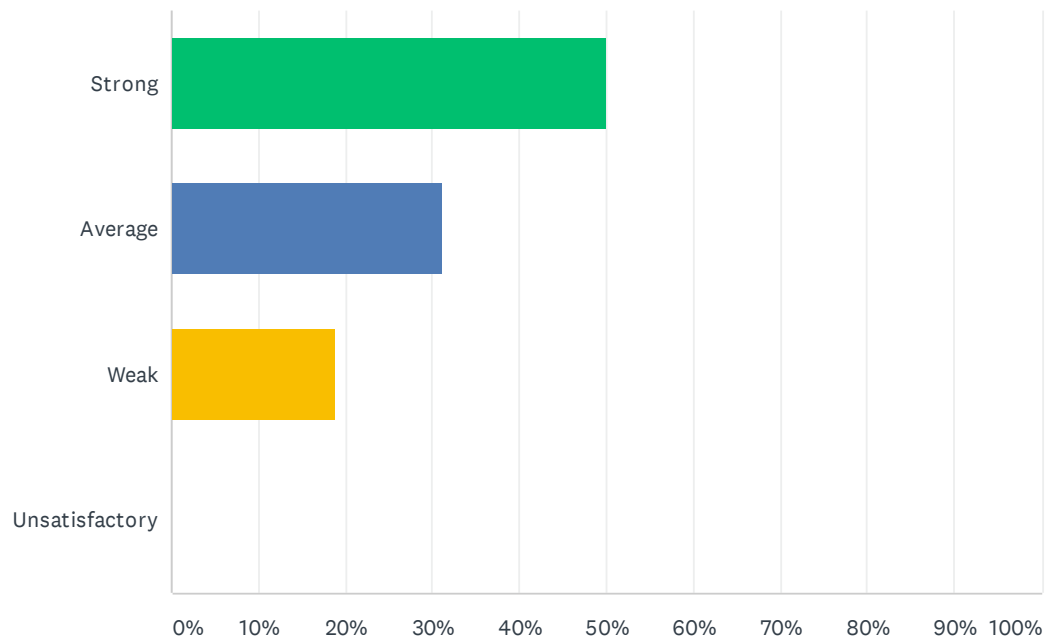
Answered: 15 Skipped: 1



ANSWER CHOICES	RESPONSES	
Strong	40.00%	6
Average	33.33%	5
Weak	13.33%	2
Unsatisfactory	13.33%	2
TOTAL		15

### Q34 When ODR's (office disciplinary referral) are written the teacher's word is valued and trusted.

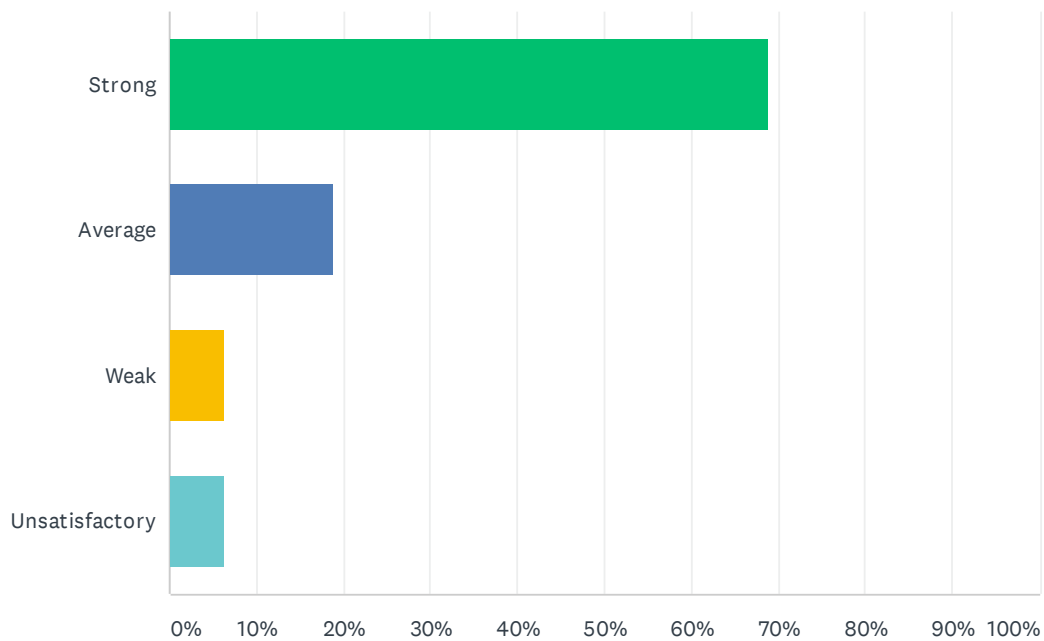
Answered: 16 Skipped: 0



ANSWER CHOICES	RESPONSES	
Strong	50.00%	8
Average	31.25%	5
Weak	18.75%	3
Unsatisfactory	0.00%	0
TOTAL		16

## Q35 My site has a positive atmosphere.

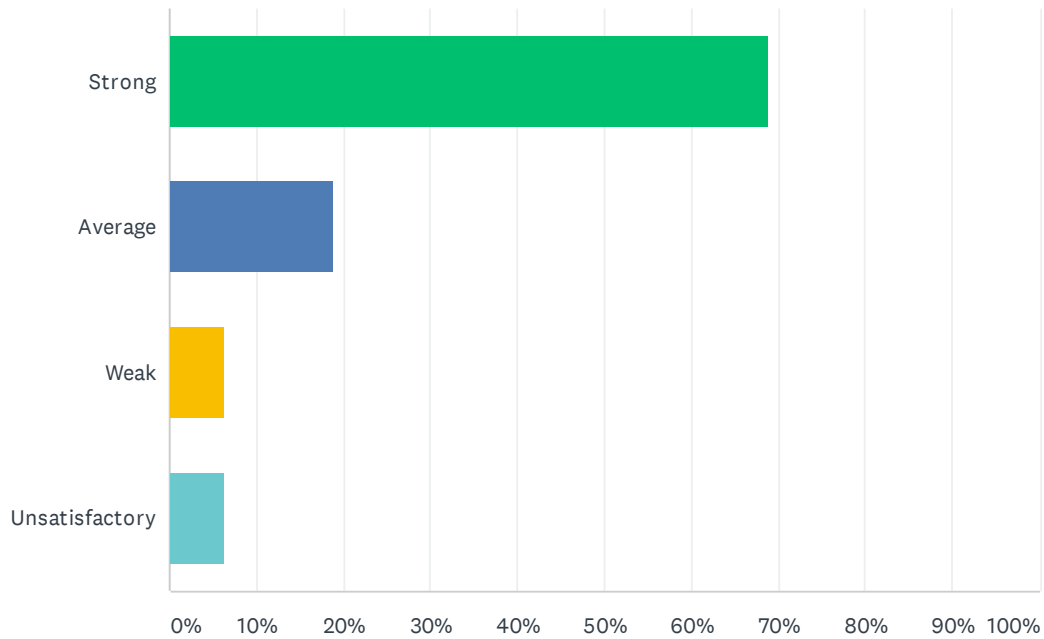
Answered: 16 Skipped: 0



ANSWER CHOICES	RESPONSES	
Strong	68.75%	11
Average	18.75%	3
Weak	6.25%	1
Unsatisfactory	6.25%	1
TOTAL		16

### Q36 I would recommend my site to other employees and prospective teachers.

Answered: 16 Skipped: 0



ANSWER CHOICES	RESPONSES	
Strong	68.75%	11
Average	18.75%	3
Weak	6.25%	1
Unsatisfactory	6.25%	1
TOTAL		16

# Q1 School Site (If you work at multiple sites choose your home site OR complete a survey for each site at which you spend significant time.)

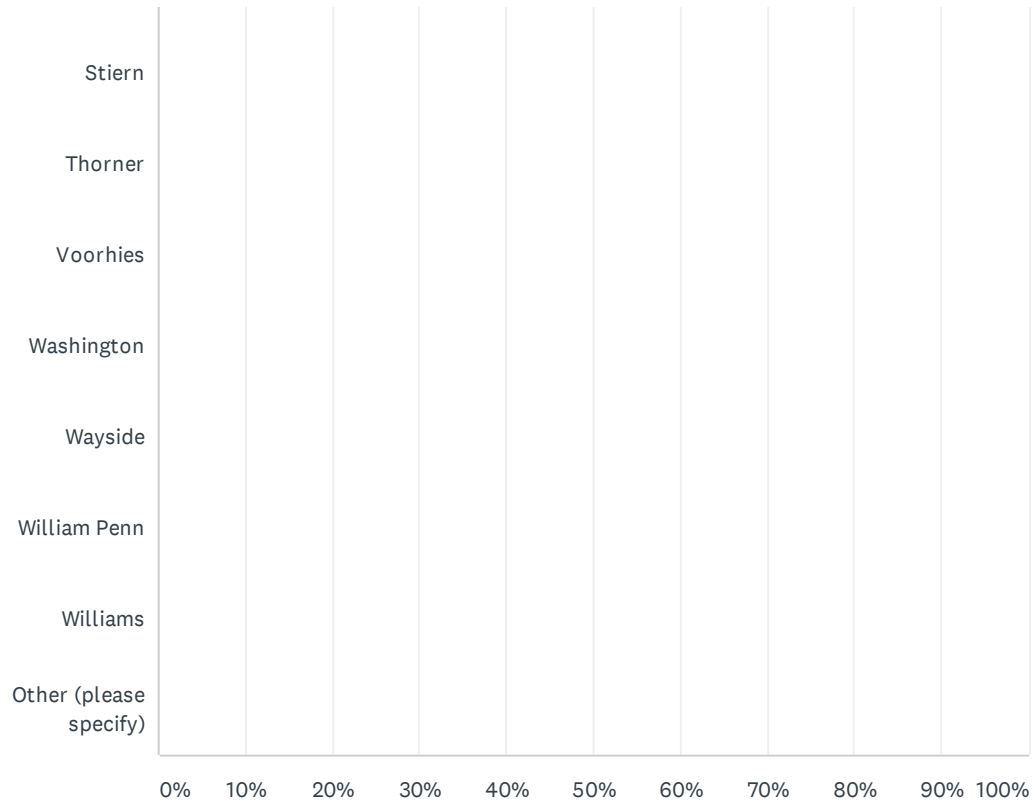
Answered: 15 Skipped: 0

Casa Loma											
Cato											
Chavez											
Chipman											
College Hts											
Compton											
Curran											
Downtown											
Ed Center											
Eissler											
Emerson											
Evergreen											
Fletcher											
Frank West											
Franklin											
Fremont											
Garza											
Harding											

## 2019-2020 BETA Administration/Site Climate Survey



## 2019-2020 BETA Administration/Site Climate Survey



# 2019-2020 BETA Administration/Site Climate Survey

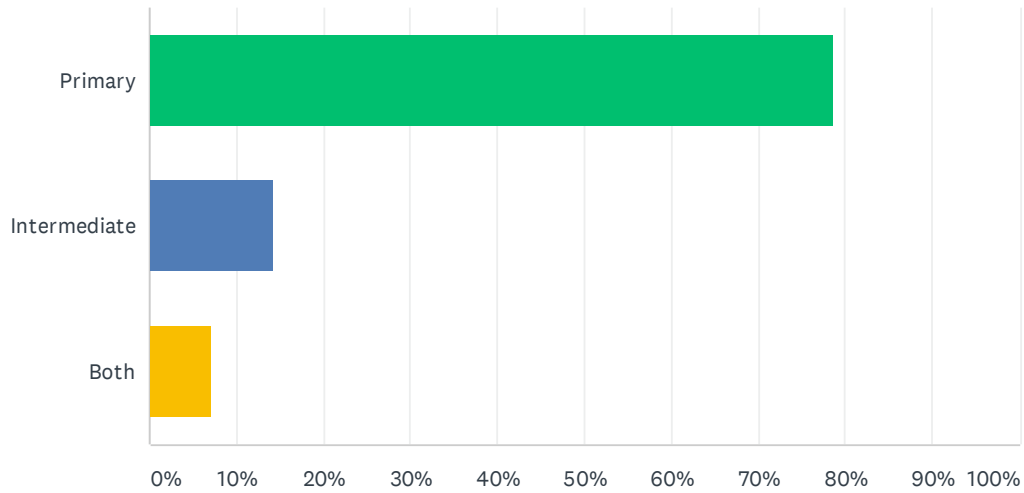
ANSWER CHOICES	RESPONSES	
Casa Loma	0.00%	0
Cato	0.00%	0
Chavez	0.00%	0
Chipman	0.00%	0
College Hts	0.00%	0
Compton	0.00%	0
Curran	0.00%	0
Downtown	0.00%	0
Ed Center	0.00%	0
Eissler	0.00%	0
Emerson	0.00%	0
Evergreen	0.00%	0
Fletcher	0.00%	0
Frank West	0.00%	0
Franklin	0.00%	0
Fremont	0.00%	0
Garza	0.00%	0
Harding	0.00%	0
Harris	0.00%	0
Horace Mann	0.00%	0
Hort	100.00%	15
Jefferson	0.00%	0
Longfellow	0.00%	0
McKinley	0.00%	0
Mt.Vernon	0.00%	0
Munsey	0.00%	0
Nichols	0.00%	0
Noble	0.00%	0
Nurses	0.00%	0
Owens Intermediate	0.00%	0
Owens Primary	0.00%	0
Pauly	0.00%	0

## 2019-2020 BETA Administration/Site Climate Survey

Pioneer	0.00%	0
Rafer Johnson	0.00%	0
Roosevelt	0.00%	0
Sequoia	0.00%	0
Sierra	0.00%	0
Special Ed Office	0.00%	0
Stella Hills	0.00%	0
Stiern	0.00%	0
Thorner	0.00%	0
Voorhies	0.00%	0
Washington	0.00%	0
Wayside	0.00%	0
William Penn	0.00%	0
Williams	0.00%	0
Other (please specify)	0.00%	0
Total Respondents: 15		

## Q2 Instructional Grade Level or Support Services

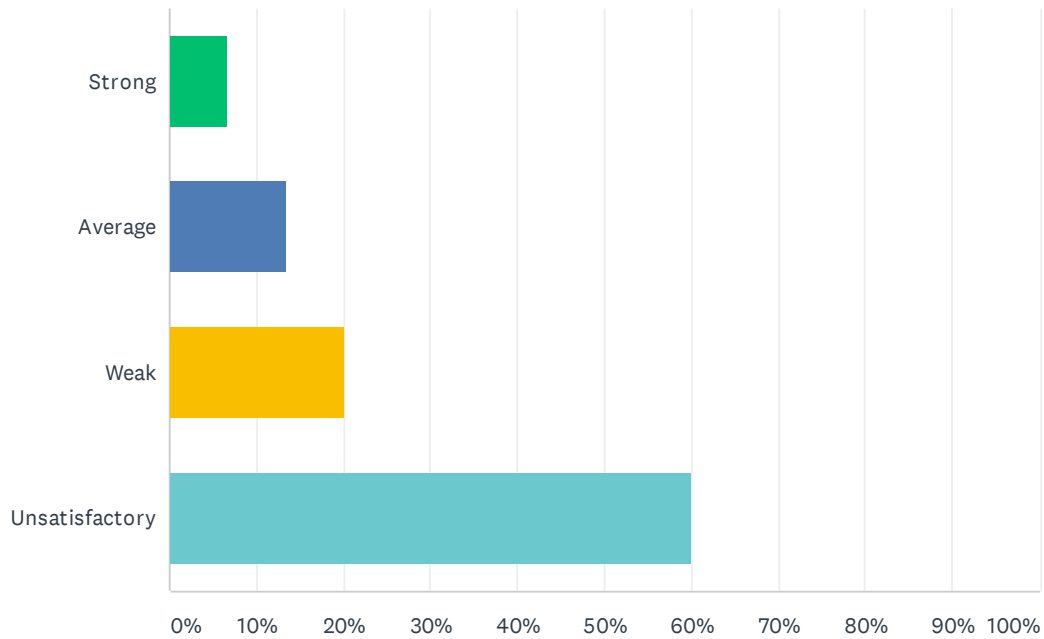
Answered: 14   Skipped: 1



ANSWER CHOICES	RESPONSES	
Primary	78.57%	11
Intermediate	14.29%	2
Both	7.14%	1
TOTAL		14

### Q3 Site administration is sensitive to the needs of students, staff, and community.

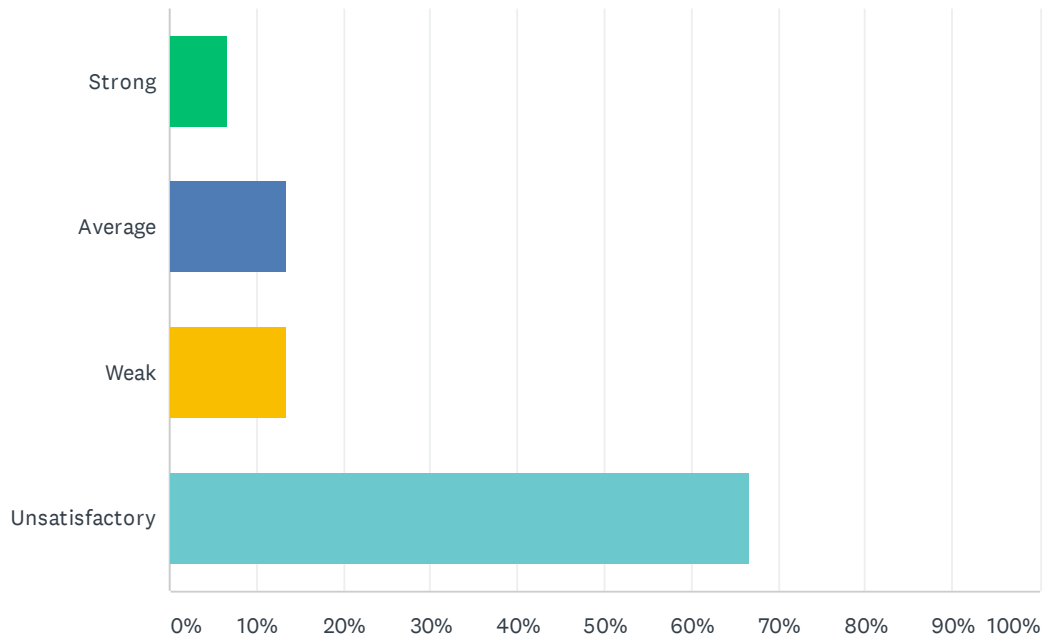
Answered: 15 Skipped: 0



ANSWER CHOICES	RESPONSES	
Strong	6.67%	1
Average	13.33%	2
Weak	20.00%	3
Unsatisfactory	60.00%	9
TOTAL		15

## Q4 Site administration treats staff with respect; you feel like a valued member of a team

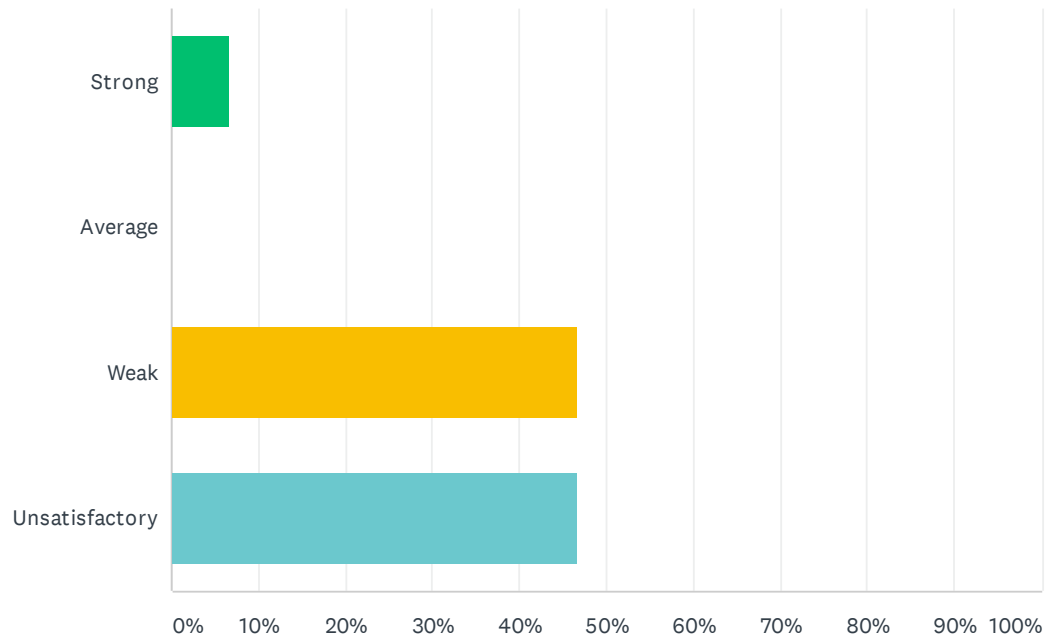
Answered: 15 Skipped: 0



ANSWER CHOICES	RESPONSES	
Strong	6.67%	1
Average	13.33%	2
Weak	13.33%	2
Unsatisfactory	66.67%	10
TOTAL		15

## Q5 Site administration conducts classroom visits (walk-through) in least the disruptive manner and leaves timely feedback (within 24 hours).

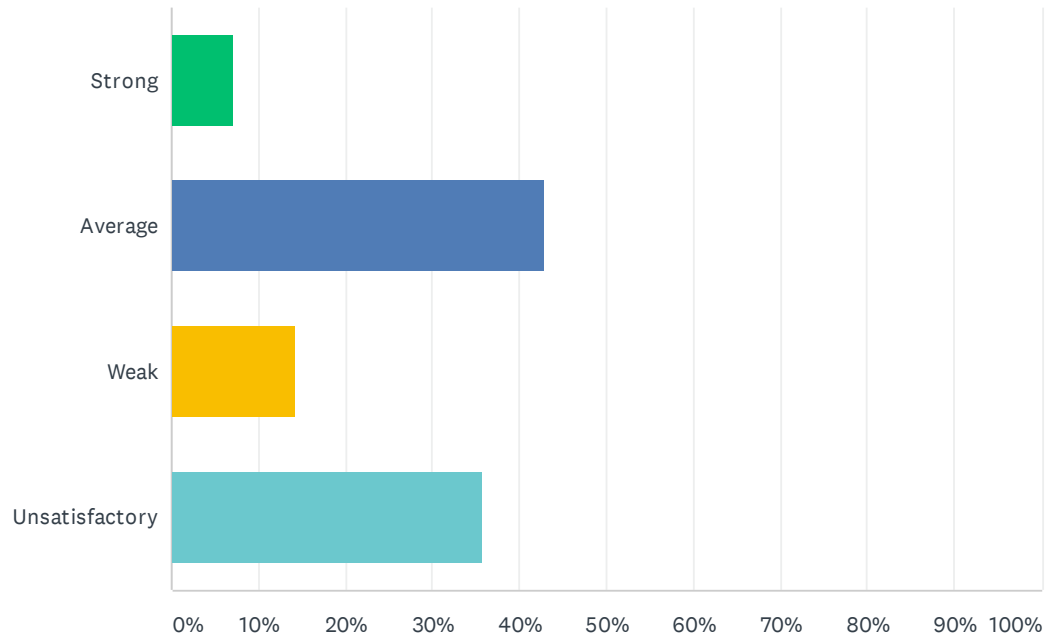
Answered: 15 Skipped: 0



ANSWER CHOICES	RESPONSES	
Strong	6.67%	1
Average	0.00%	0
Weak	46.67%	7
Unsatisfactory	46.67%	7
TOTAL		15

## Q6 Site administration follows the contract and respects personal rights.

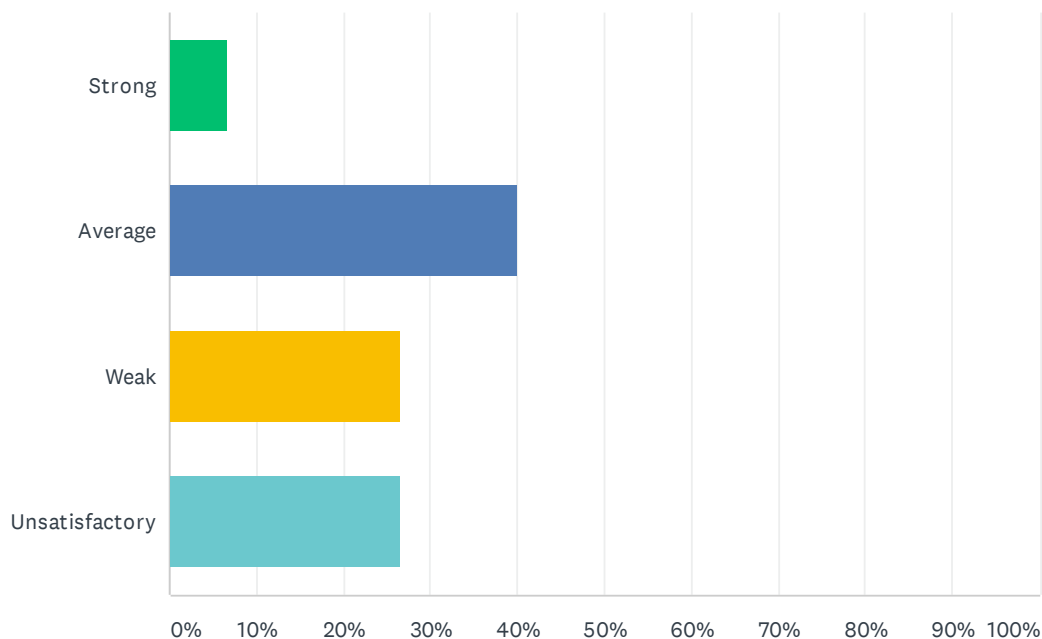
Answered: 14 Skipped: 1



ANSWER CHOICES	RESPONSES	
Strong	7.14%	1
Average	42.86%	6
Weak	14.29%	2
Unsatisfactory	35.71%	5
TOTAL		14

## Q7 Administration utilizes staff according to their job description (ie. Coaches, APL's, Specialists & Staff).

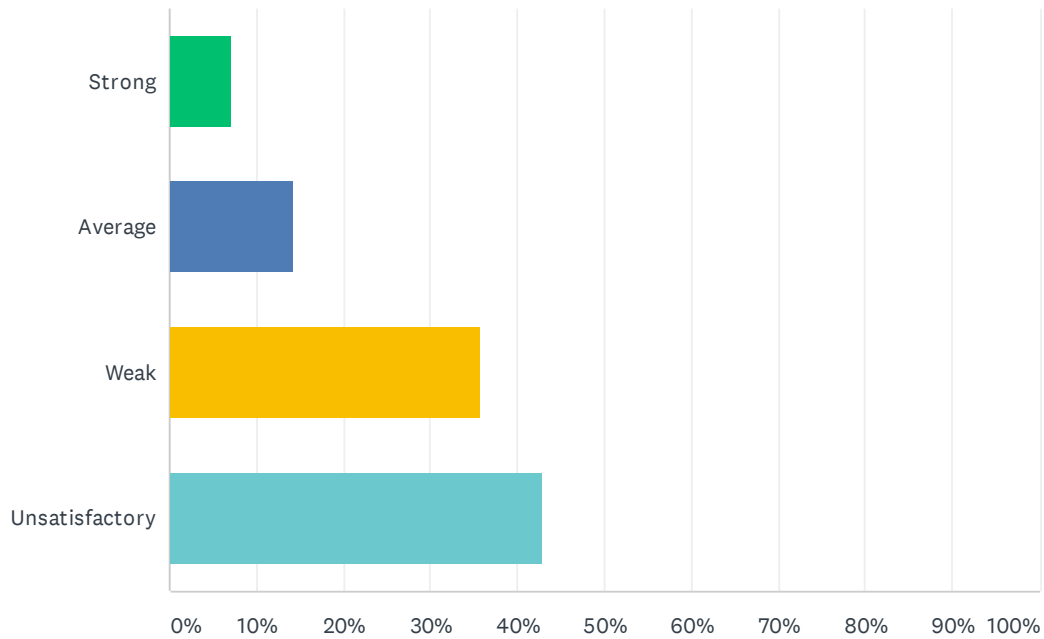
Answered: 15 Skipped: 0



ANSWER CHOICES	RESPONSES	
Strong	6.67%	1
Average	40.00%	6
Weak	26.67%	4
Unsatisfactory	26.67%	4
TOTAL		15

## Q8 Administration maintains open communication with staff, parents, and students.

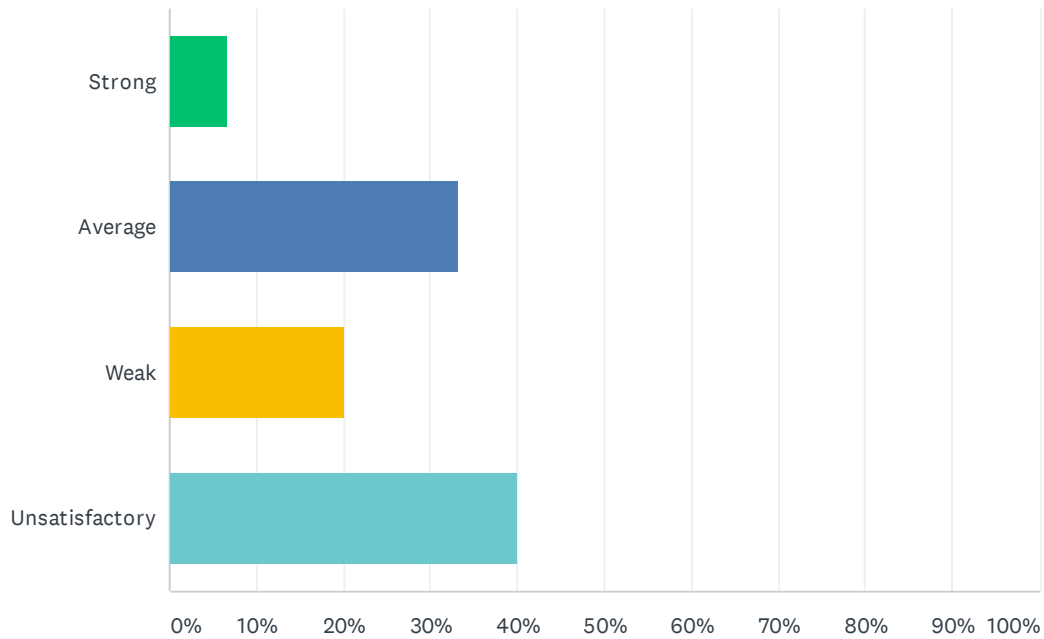
Answered: 14 Skipped: 1



ANSWER CHOICES	RESPONSES	
Strong	7.14%	1
Average	14.29%	2
Weak	35.71%	5
Unsatisfactory	42.86%	6
TOTAL		14

## Q9 Administration supports staff against attacks and criticism from parents.

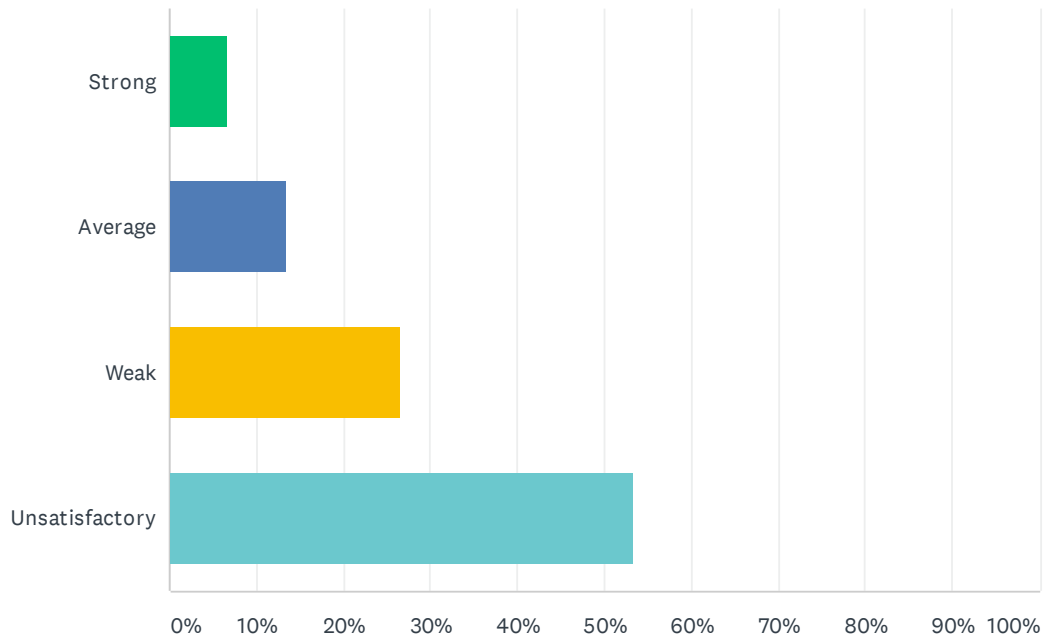
Answered: 15 Skipped: 0



ANSWER CHOICES	RESPONSES	
Strong	6.67%	1
Average	33.33%	5
Weak	20.00%	3
Unsatisfactory	40.00%	6
TOTAL		15

## Q10 Site administration treats all teachers equally; there is no preferential treatment.

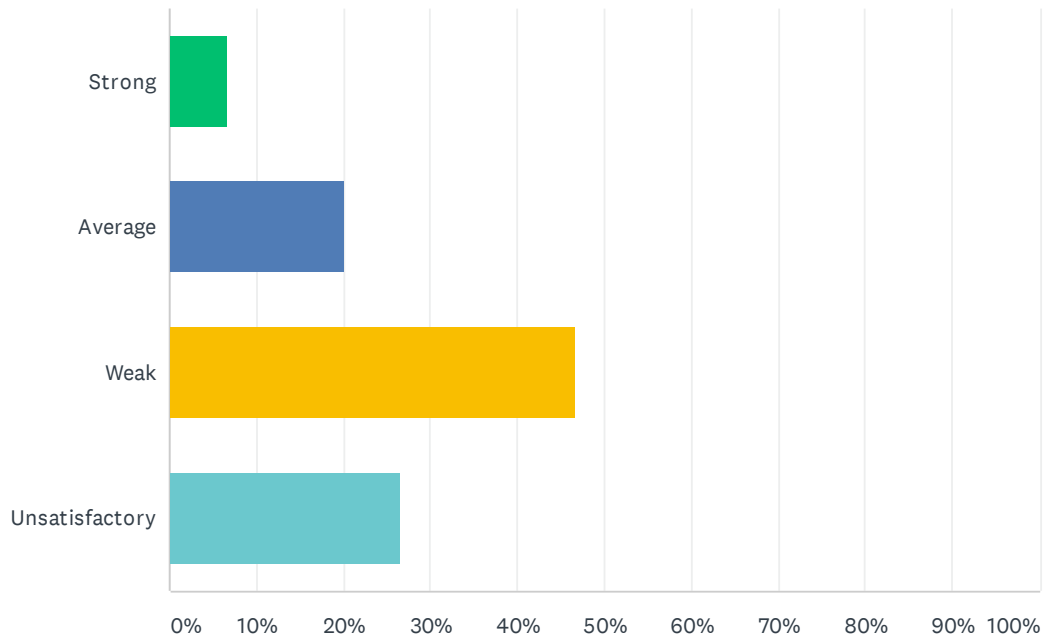
Answered: 15 Skipped: 0



ANSWER CHOICES	RESPONSES	
Strong	6.67%	1
Average	13.33%	2
Weak	26.67%	4
Unsatisfactory	53.33%	8
TOTAL		15

## Q11 Administration supports classroom discipline procedures and follows District discipline guidelines.

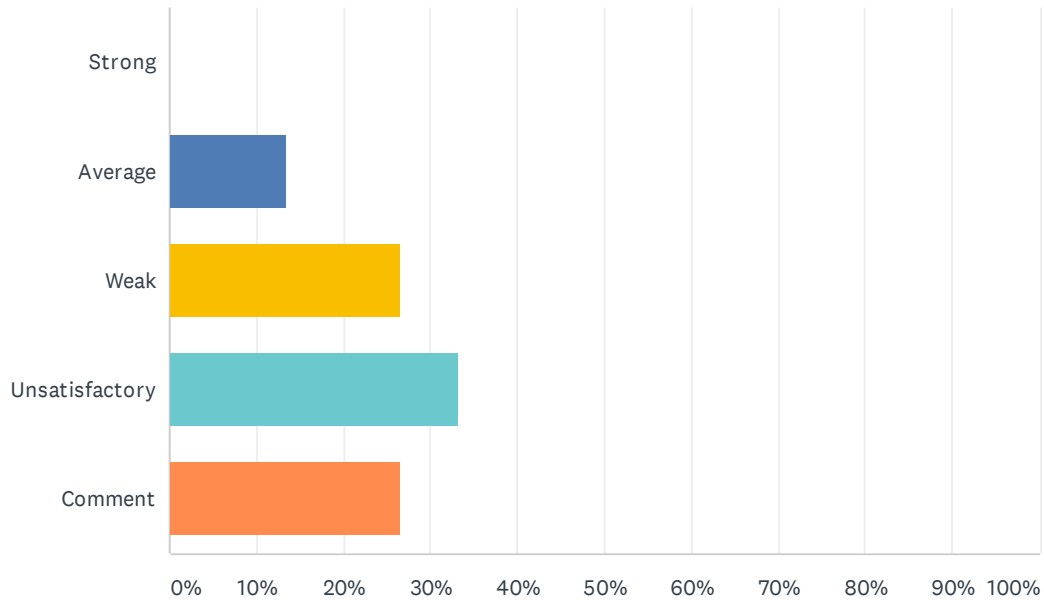
Answered: 15 Skipped: 0



ANSWER CHOICES	RESPONSES	
Strong	6.67%	1
Average	20.00%	3
Weak	46.67%	7
Unsatisfactory	26.67%	4
TOTAL		15

## Q12 Administration processes ODR's (Office Disciplinary Referrals) within 48 hours and supports staff when discipline moves beyond classroom managed behaviors.

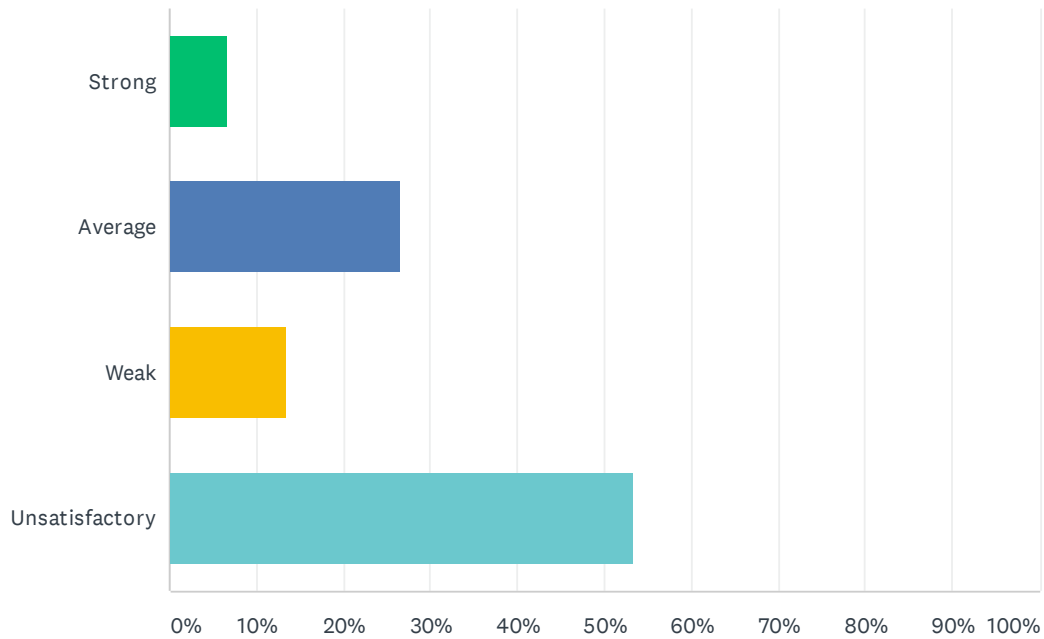
Answered: 15 Skipped: 0



ANSWER CHOICES	RESPONSES	
Strong	0.00%	0
Average	13.33%	2
Weak	26.67%	4
Unsatisfactory	33.33%	5
Comment	26.67%	4
TOTAL		15

### Q13 Administration treats teachers as professionals; the teacher's word is not disregarded in favor of the student's.

Answered: 15 Skipped: 0



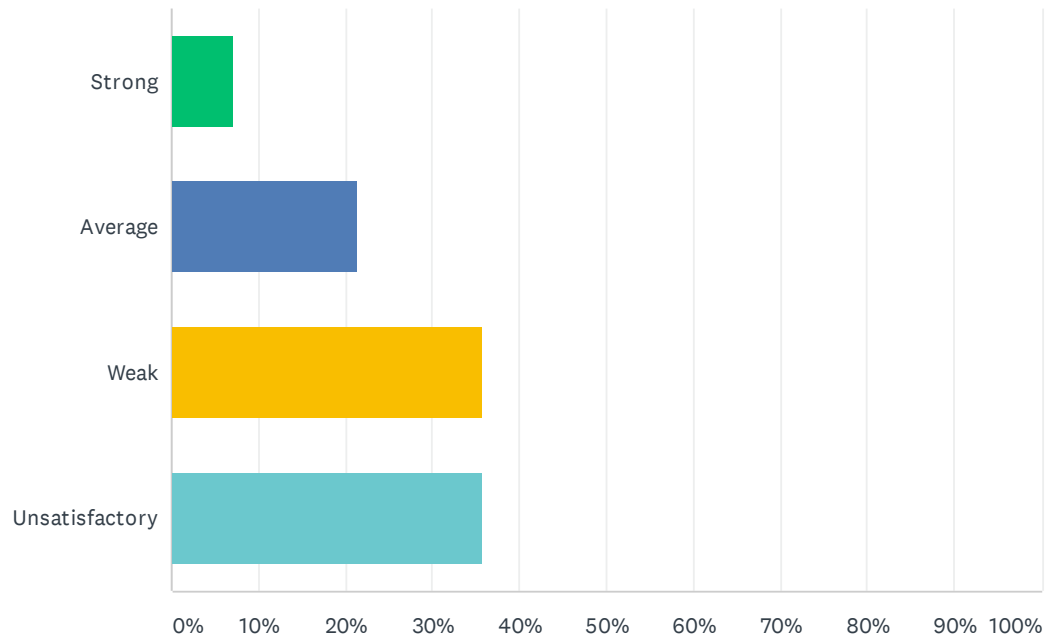
ANSWER CHOICES	RESPONSES	
Strong	6.67%	1
Average	26.67%	4
Weak	13.33%	2
Unsatisfactory	53.33%	8
TOTAL		15

**Q14 How do you feel that your administration positively/negatively impacts working conditions at your site?**

Answered: 14   Skipped: 1

## Q15 Site staff is involved in setting school policies and budgetary priorities.

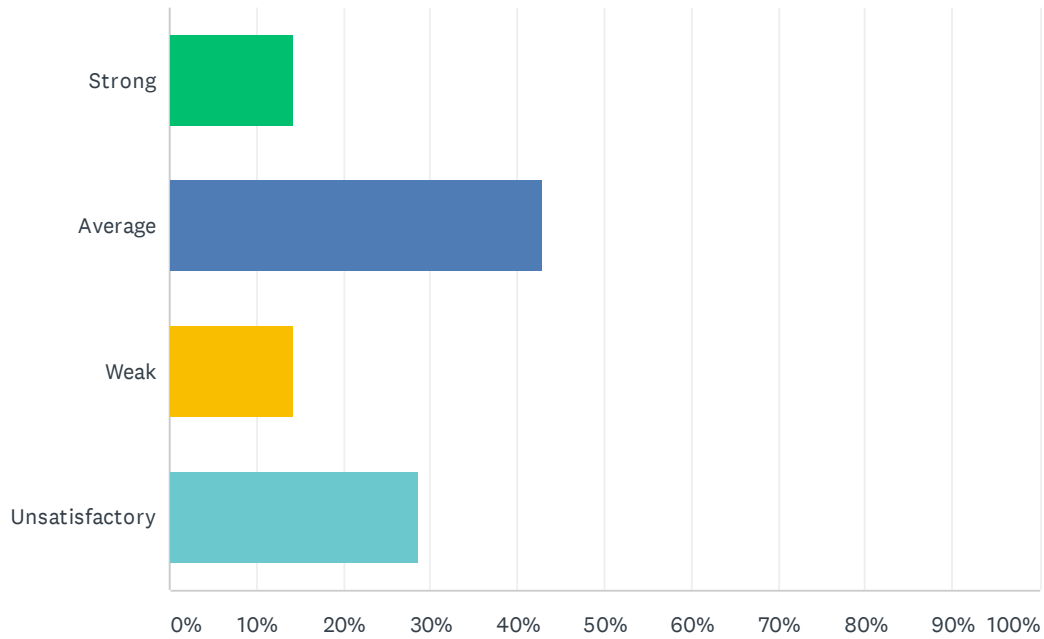
Answered: 14 Skipped: 1



ANSWER CHOICES	RESPONSES	
Strong	7.14%	1
Average	21.43%	3
Weak	35.71%	5
Unsatisfactory	35.71%	5
TOTAL		14

## Q16 Site meetings are productive and not excessive.

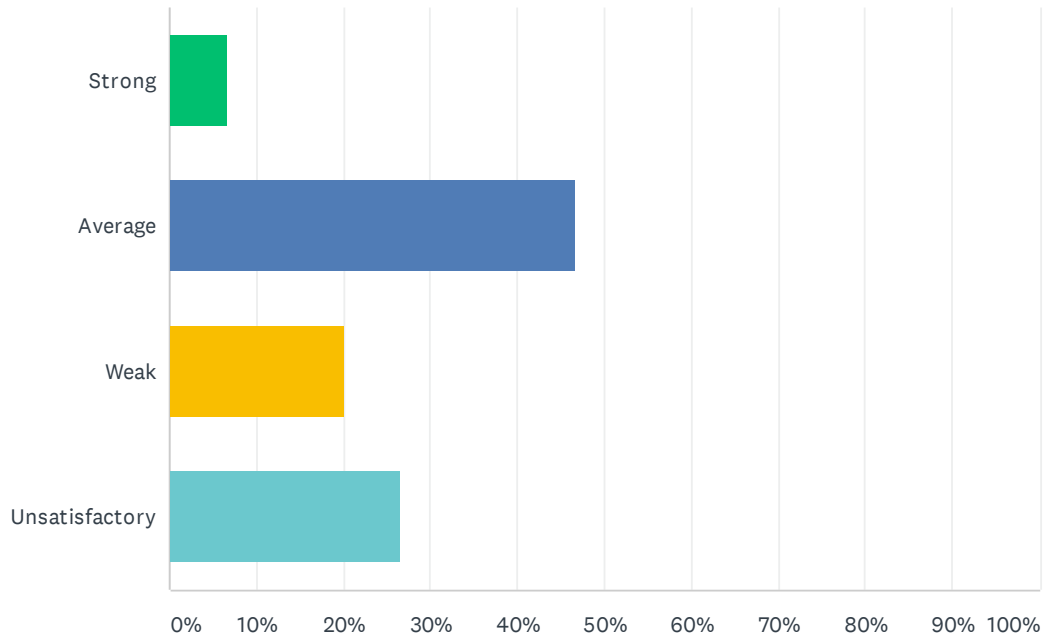
Answered: 14 Skipped: 1



ANSWER CHOICES	RESPONSES	
Strong	14.29%	2
Average	42.86%	6
Weak	14.29%	2
Unsatisfactory	28.57%	4
TOTAL		14

**Q17 Bank days are used for PLC activities; Site administration uses two Bank Days a month and staff gets uninterrupted planning/preparation time twice a month during Bank Days.**

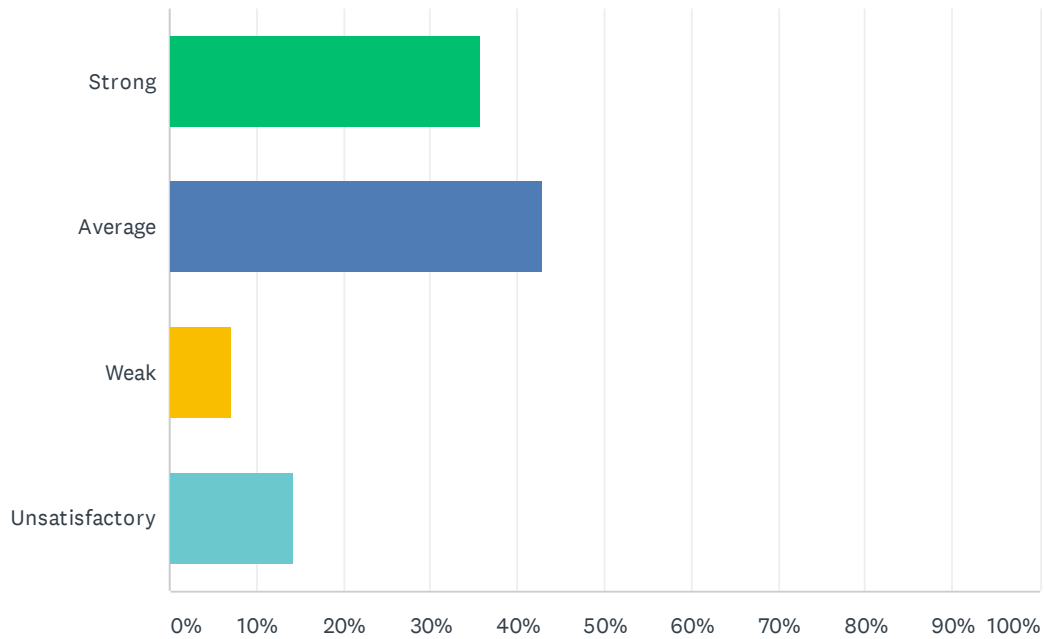
Answered: 15 Skipped: 0



ANSWER CHOICES	RESPONSES	
Strong	6.67%	1
Average	46.67%	7
Weak	20.00%	3
Unsatisfactory	26.67%	4
TOTAL		15

## Q18 My site receives daily consecutive uninterrupted planning/preparation time. (30 minutes / 40 minutes)

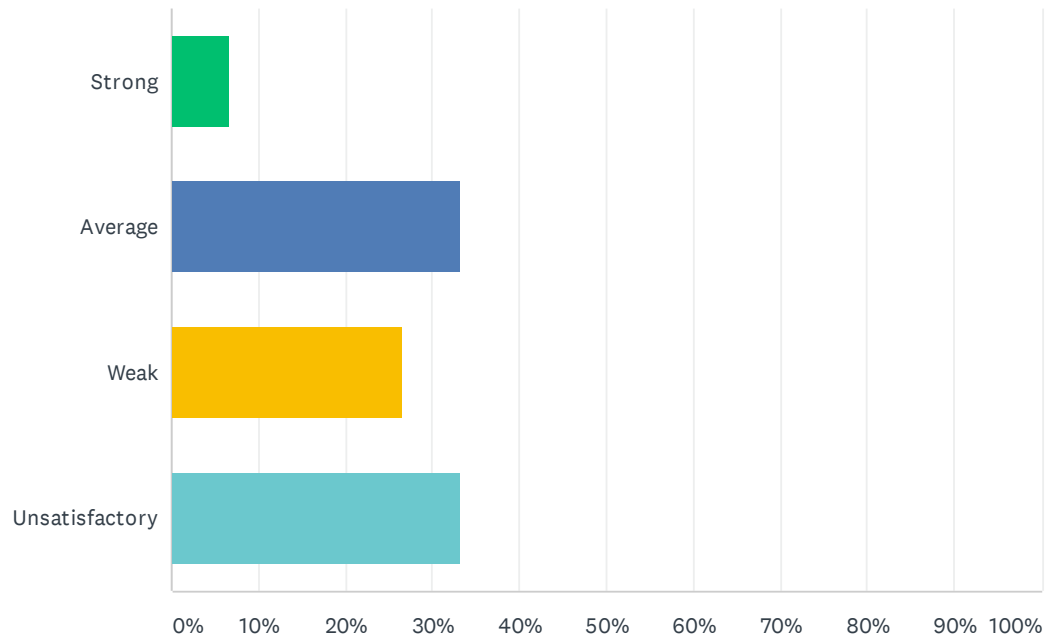
Answered: 14 Skipped: 1



ANSWER CHOICES	RESPONSES	
Strong	35.71%	5
Average	42.86%	6
Weak	7.14%	1
Unsatisfactory	14.29%	2
TOTAL		14

## Q19 Staff is given time to input district required data (ie. Benchmarks, Dibels, CFAs, Report Card, and etc).

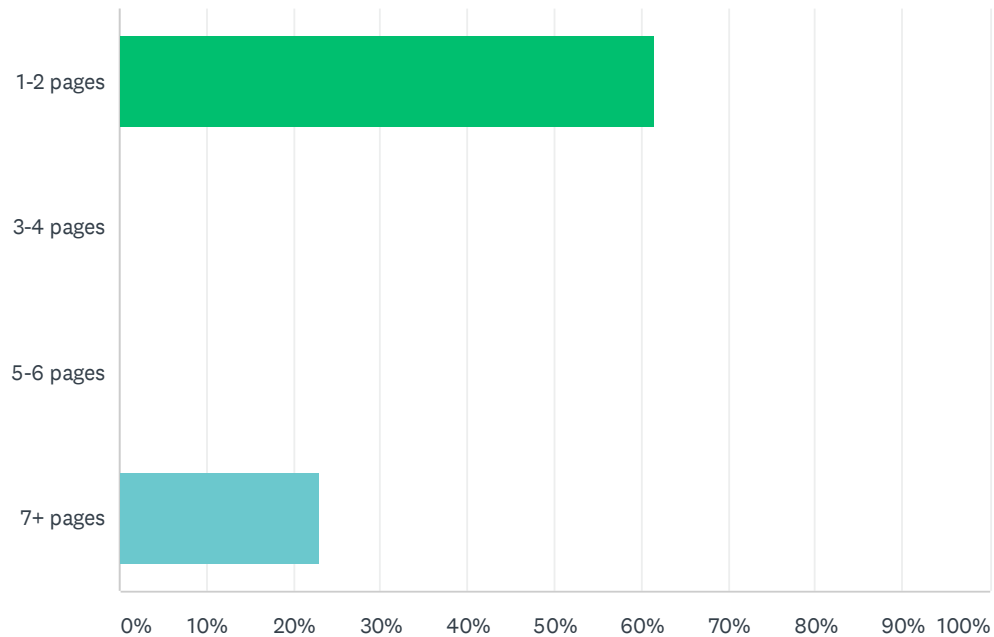
Answered: 15 Skipped: 0



ANSWER CHOICES	RESPONSES	
Strong	6.67%	1
Average	33.33%	5
Weak	26.67%	4
Unsatisfactory	33.33%	5
TOTAL		15

## Q20 Teachers are required to submit complete, but not excessively lengthy lesson plans.

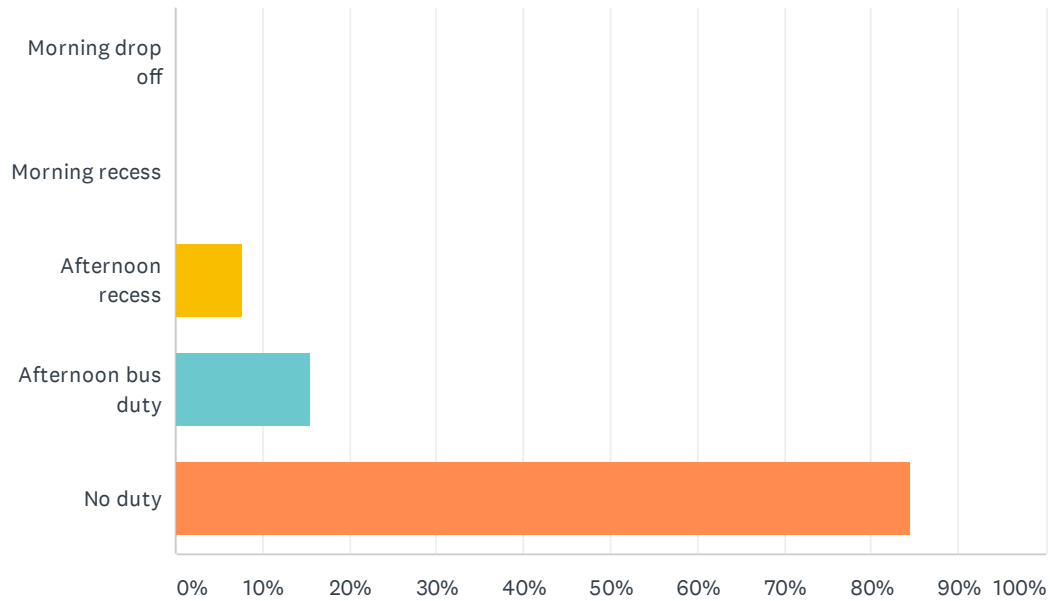
Answered: 13 Skipped: 2



ANSWER CHOICES	RESPONSES	
1-2 pages	61.54%	8
3-4 pages	0.00%	0
5-6 pages	0.00%	0
7+ pages	23.08%	3
TOTAL		13

## Q21 Staff has recess and/or bus duty.

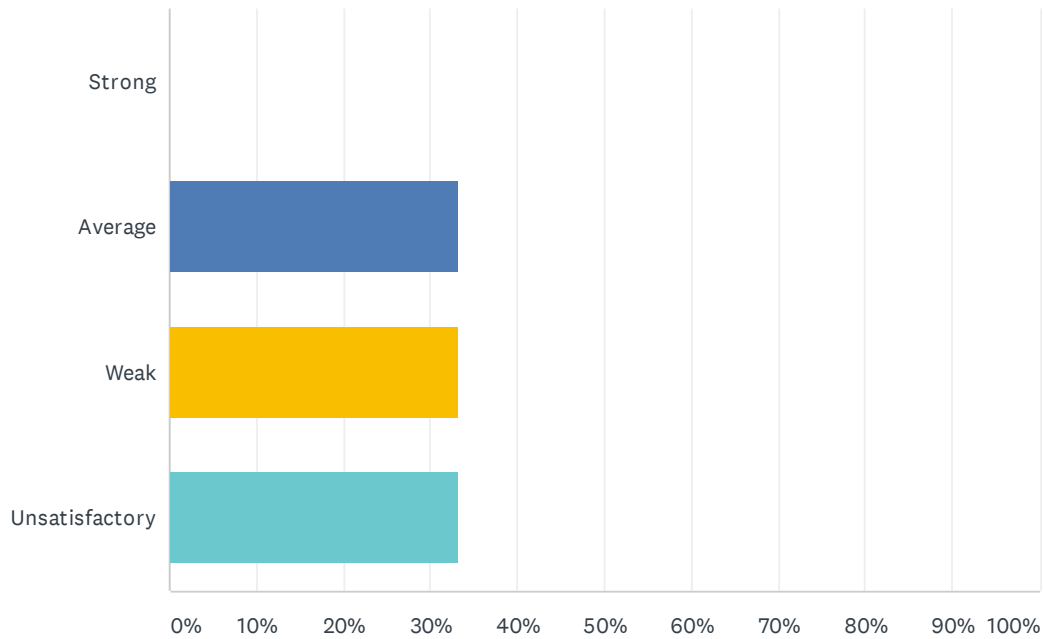
Answered: 13 Skipped: 2



ANSWER CHOICES	RESPONSES	
Morning drop off	0.00%	0
Morning recess	0.00%	0
Afternoon recess	7.69%	1
Afternoon bus duty	15.38%	2
No duty	84.62%	11
Total Respondents: 13		

## Q22 The Special Education Department is assisting you with your questions, problems, and concerns.

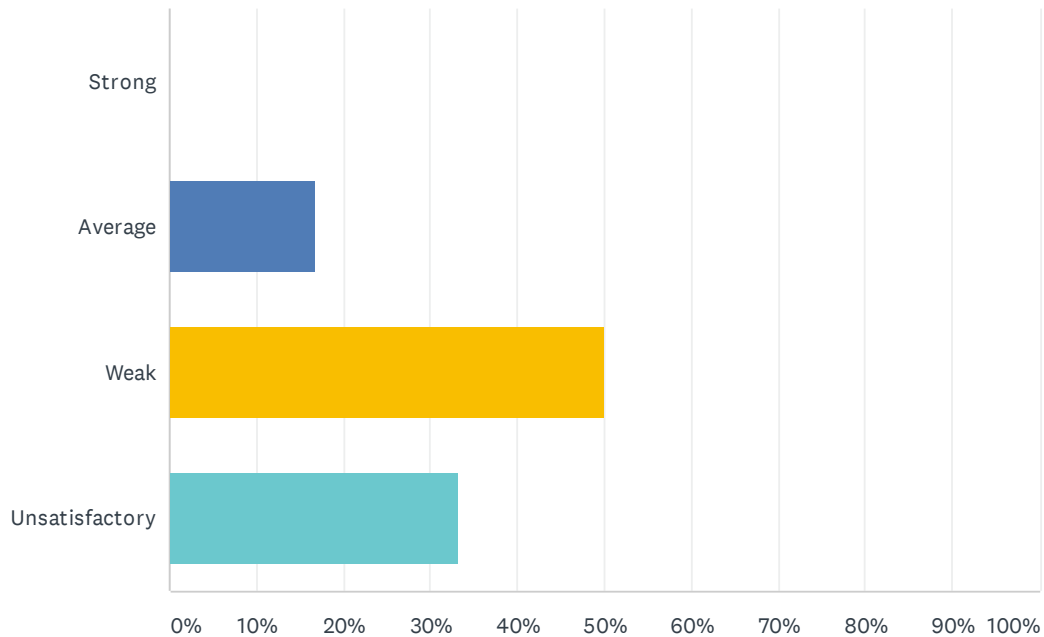
Answered: 6 Skipped: 9



ANSWER CHOICES	RESPONSES	
Strong	0.00%	0
Average	33.33%	2
Weak	33.33%	2
Unsatisfactory	33.33%	2
TOTAL		6

## Q23 Special Education class size is balanced within each program to ensure student safety and individualized instruction.

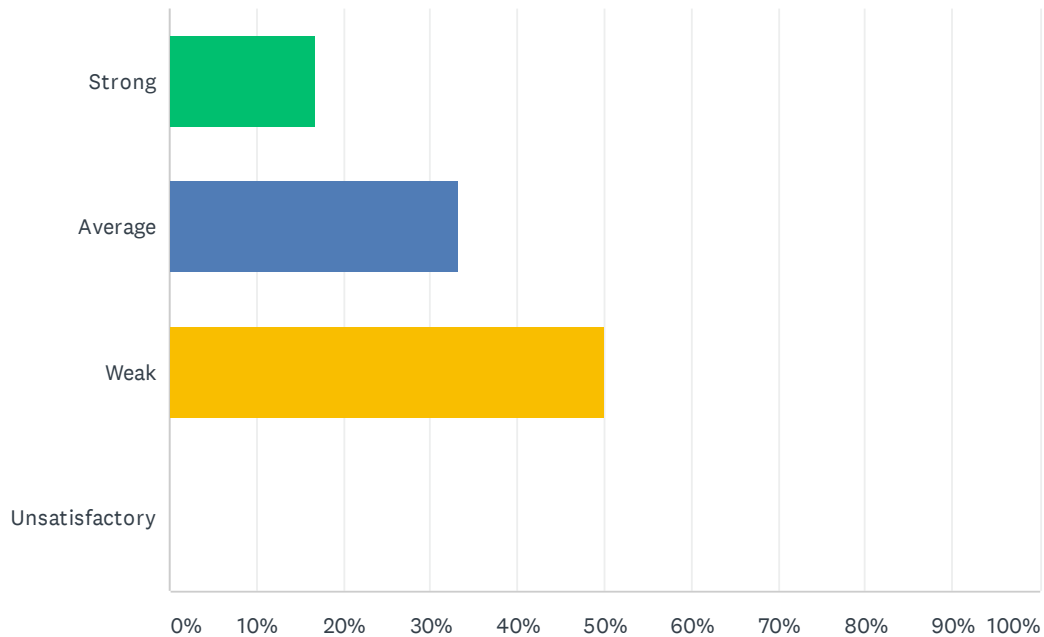
Answered: 6 Skipped: 9



ANSWER CHOICES	RESPONSES	
Strong	0.00%	0
Average	16.67%	1
Weak	50.00%	3
Unsatisfactory	33.33%	2
TOTAL		6

## Q24 Special education teachers have opportunities to participate in school-based, content area staff development.

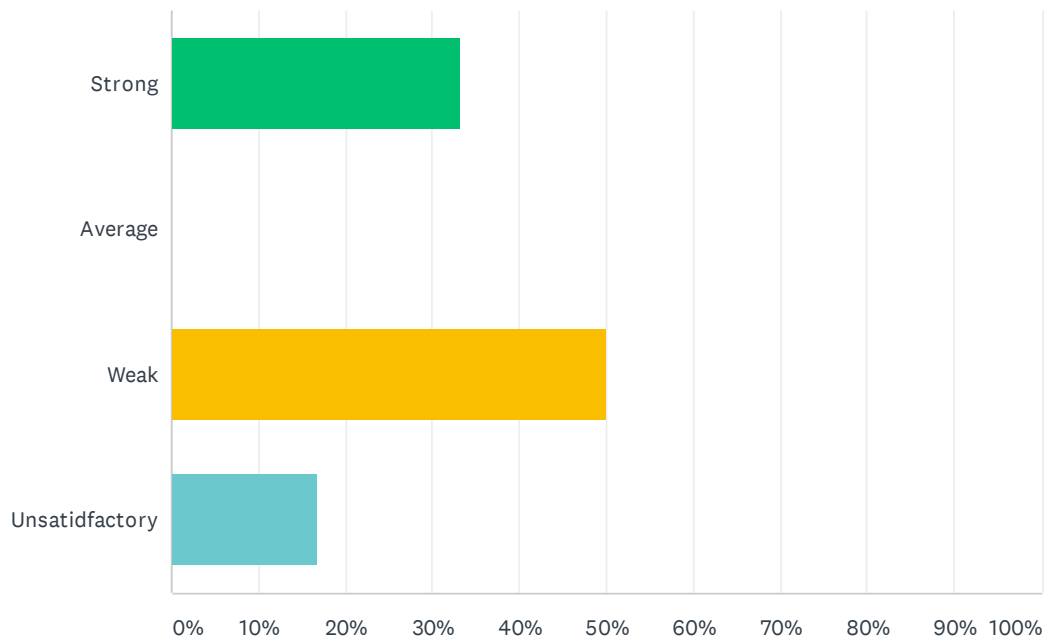
Answered: 6 Skipped: 9



ANSWER CHOICES	RESPONSES	
Strong	16.67%	1
Average	33.33%	2
Weak	50.00%	3
Unsatisfactory	0.00%	0
TOTAL		6

## Q25 Special education teachers have needed access to ALL instructional resources provided to the general education teachers.

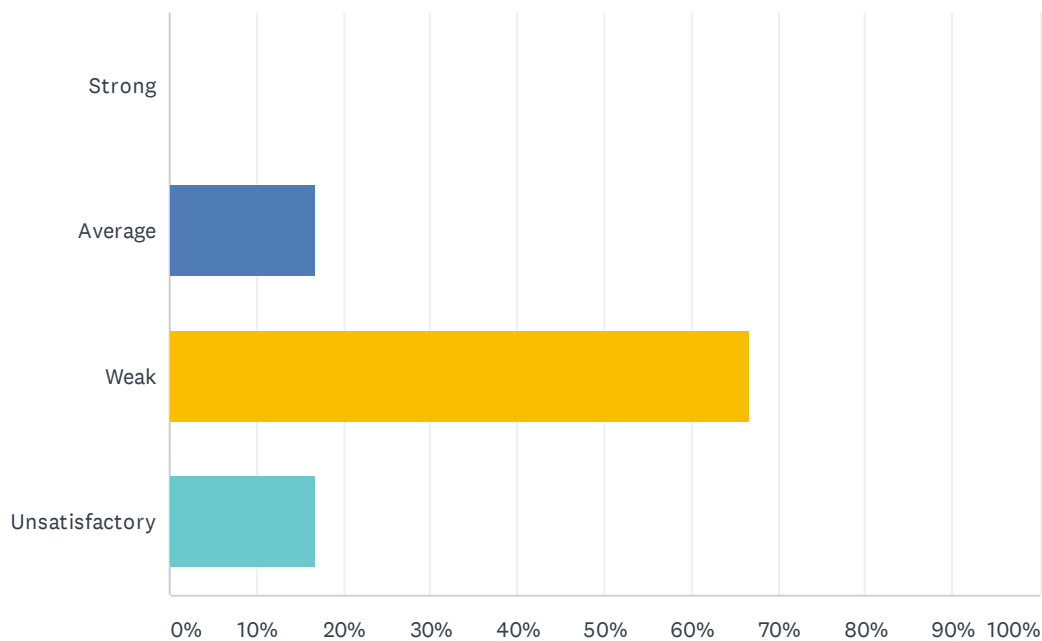
Answered: 6 Skipped: 9



ANSWER CHOICES	RESPONSES	
Strong	33.33%	2
Average	0.00%	0
Weak	50.00%	3
Unsatisfactory	16.67%	1
TOTAL		6

## Q26 Special education teachers are adequately trained in the administration of state assessments and District IEP's.

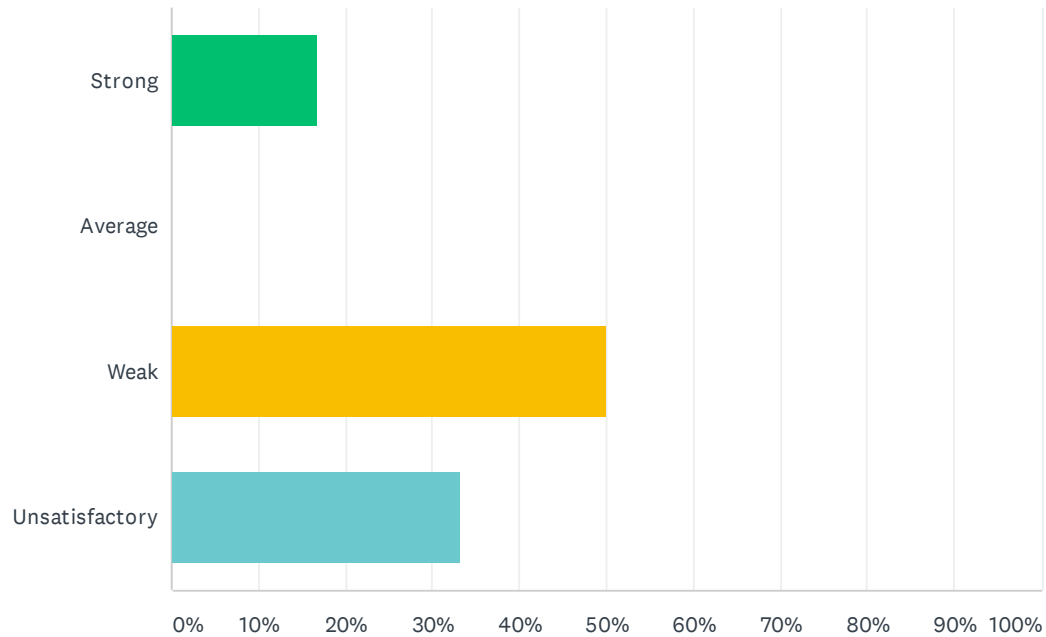
Answered: 6 Skipped: 9



ANSWER CHOICES	RESPONSES	
Strong	0.00%	0
Average	16.67%	1
Weak	66.67%	4
Unsatisfactory	16.67%	1
TOTAL		6

## Q27 The site principal is accessible to discuss special education issues.

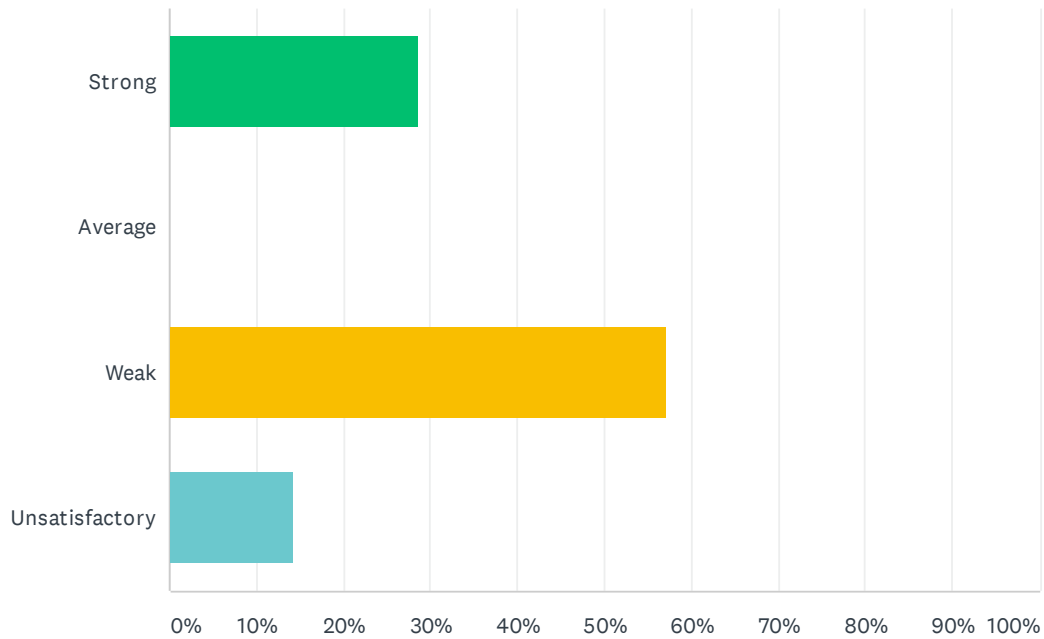
Answered: 6   Skipped: 9



ANSWER CHOICES	RESPONSES	
Strong	16.67%	1
Average	0.00%	0
Weak	50.00%	3
Unsatisfactory	33.33%	2
TOTAL		6

## Q28 The site principal promotes equal opportunities for all students to learn.

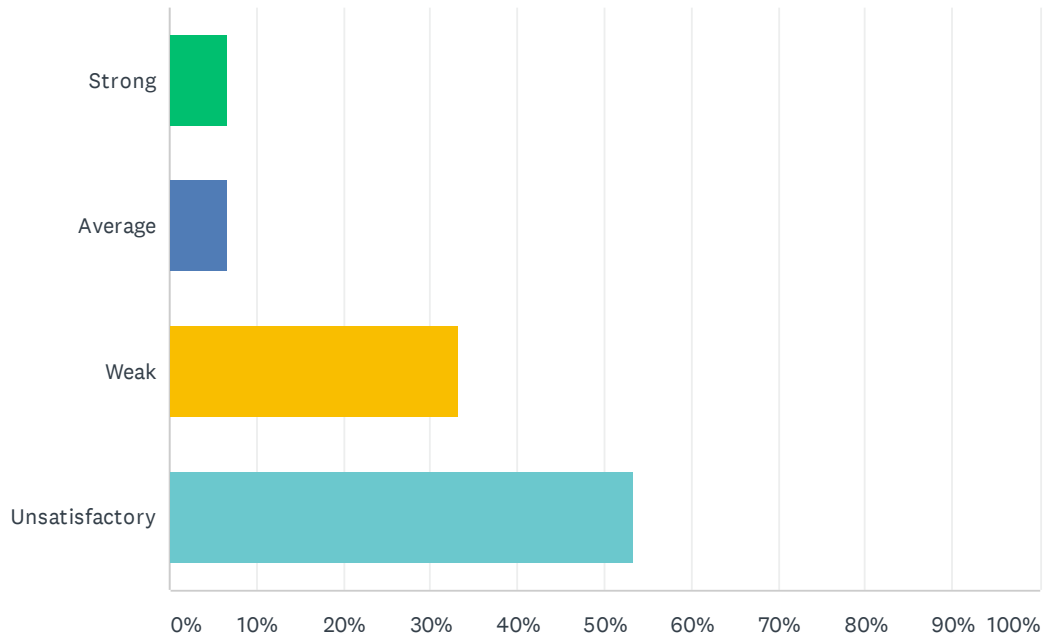
Answered: 7   Skipped: 8



ANSWER CHOICES	RESPONSES	
Strong	28.57%	2
Average	0.00%	0
Weak	57.14%	4
Unsatisfactory	14.29%	1
TOTAL		7

## Q29 PBIS is used effectively and is improving behavior.

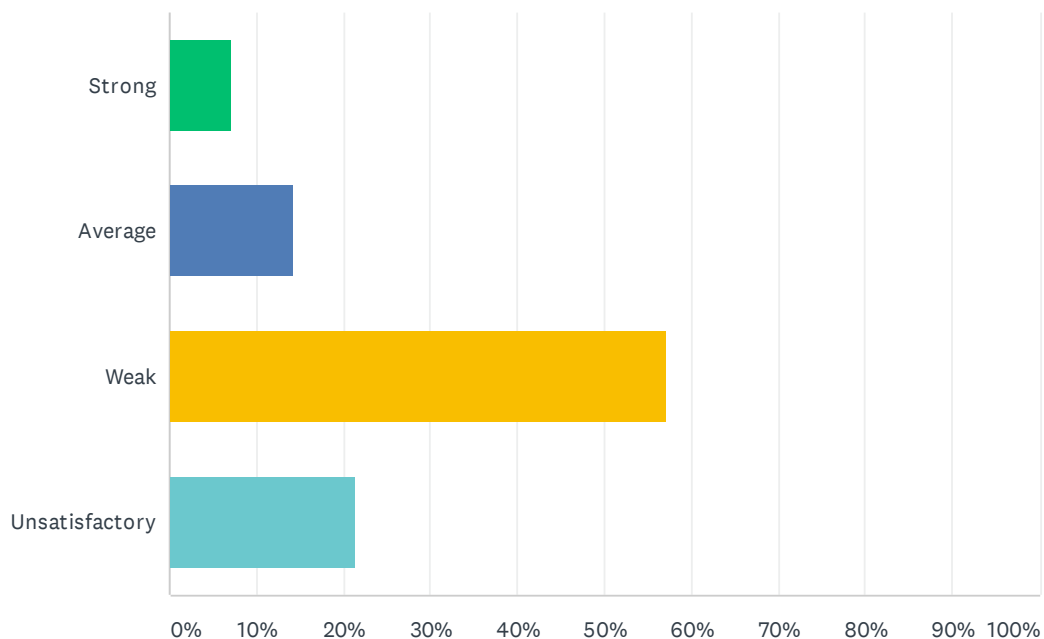
Answered: 15   Skipped: 0



ANSWER CHOICES	RESPONSES	
Strong	6.67%	1
Average	6.67%	1
Weak	33.33%	5
Unsatisfactory	53.33%	8
TOTAL		15

## Q30 PBIS and Behavior Intervention Specialists are creating a safer environment at my site.

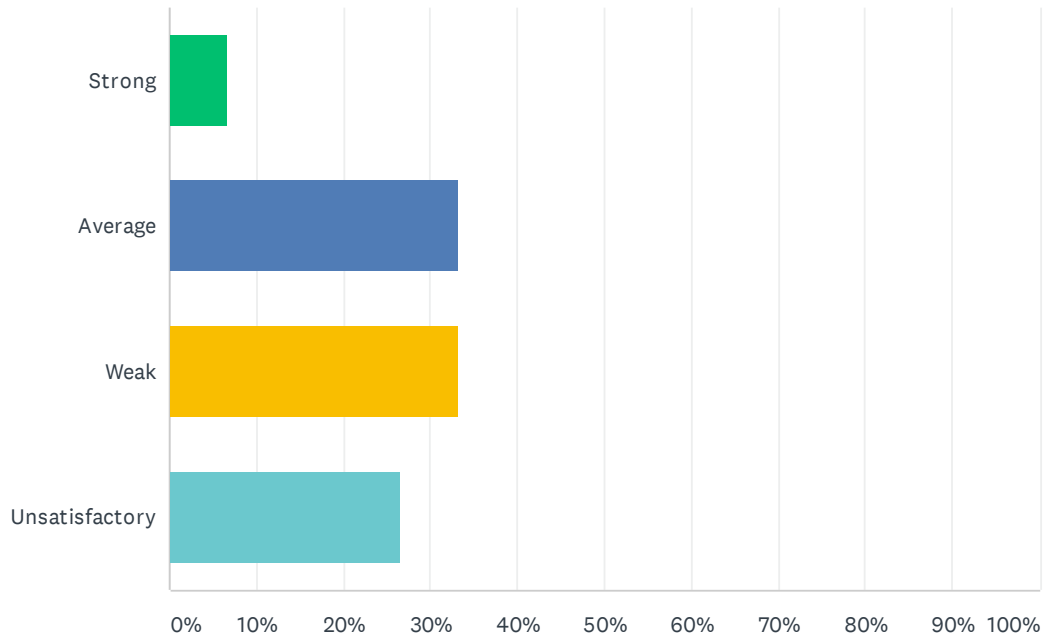
Answered: 14 Skipped: 1



ANSWER CHOICES	RESPONSES	
Strong	7.14%	1
Average	14.29%	2
Weak	57.14%	8
Unsatisfactory	21.43%	3
TOTAL		14

## Q31 Staff and students feel safe at my site.

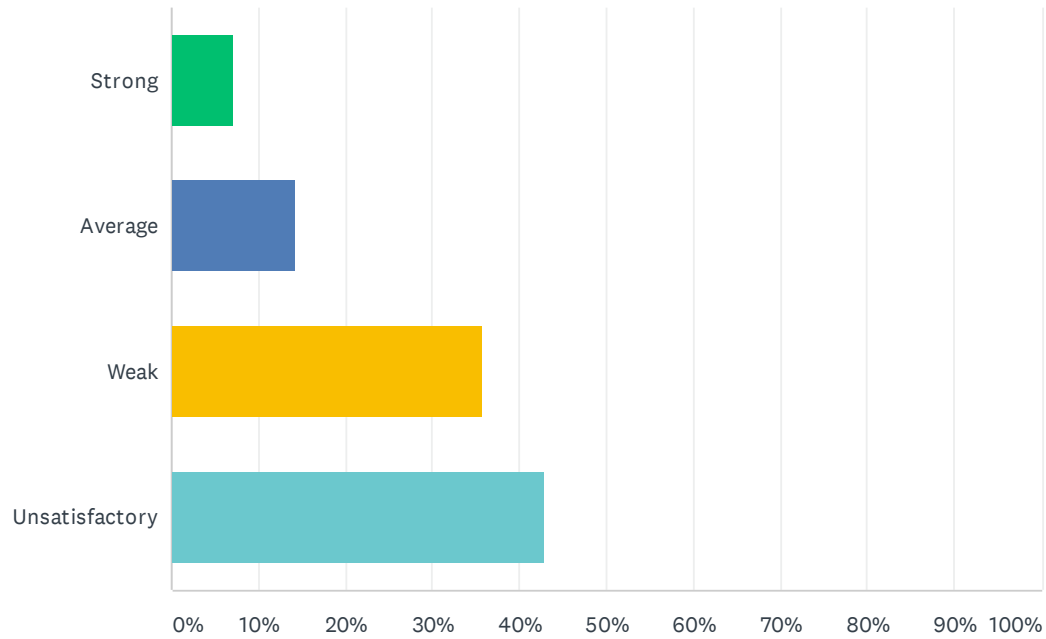
Answered: 15 Skipped: 0



ANSWER CHOICES	RESPONSES	
Strong	6.67%	1
Average	33.33%	5
Weak	33.33%	5
Unsatisfactory	26.67%	4
TOTAL		15

## Q32 Discipline is improving at my site and not interfering with learning.

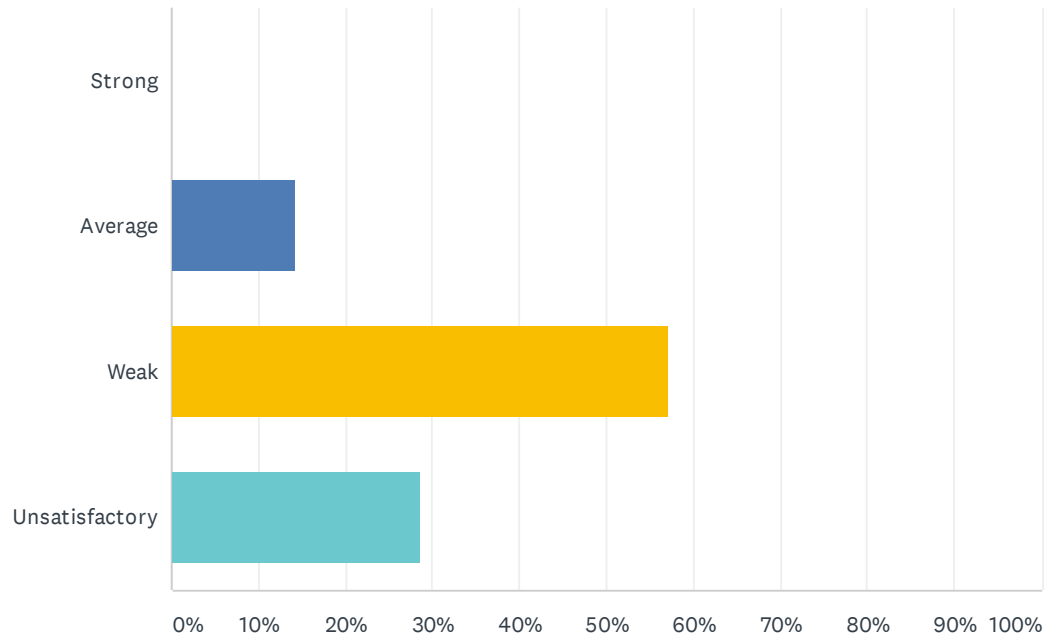
Answered: 14 Skipped: 1



ANSWER CHOICES	RESPONSES	
Strong	7.14%	1
Average	14.29%	2
Weak	35.71%	5
Unsatisfactory	42.86%	6
TOTAL		14

### Q33 Positive referrals are an effective tool in improving discipline.

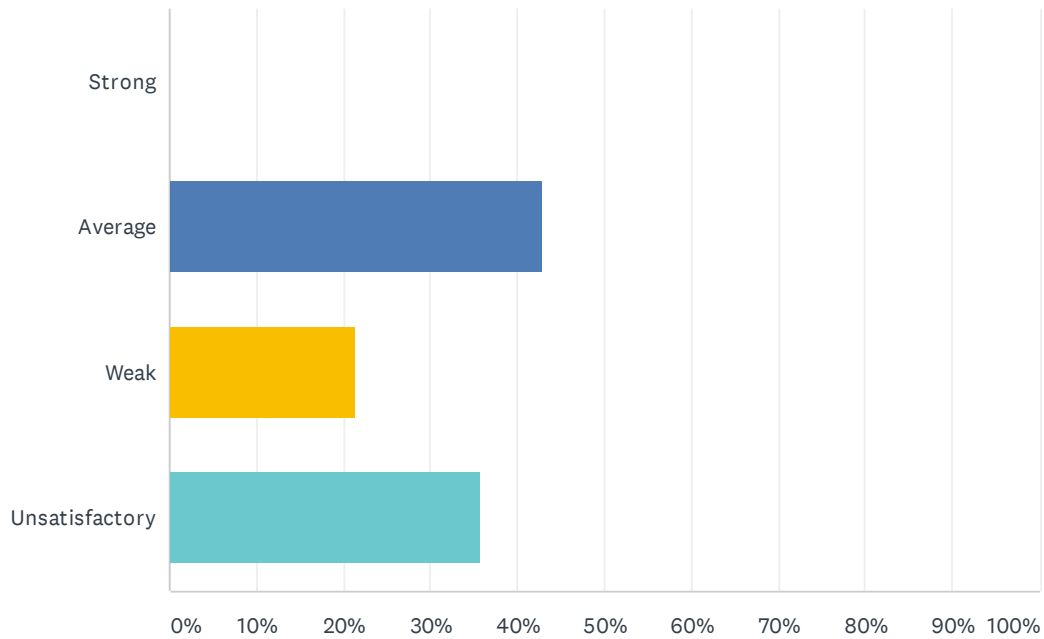
Answered: 14 Skipped: 1



ANSWER CHOICES	RESPONSES	
Strong	0.00%	0
Average	14.29%	2
Weak	57.14%	8
Unsatisfactory	28.57%	4
TOTAL		14

### Q34 When ODR's (office disciplinary referral) are written the teacher's word is valued and trusted.

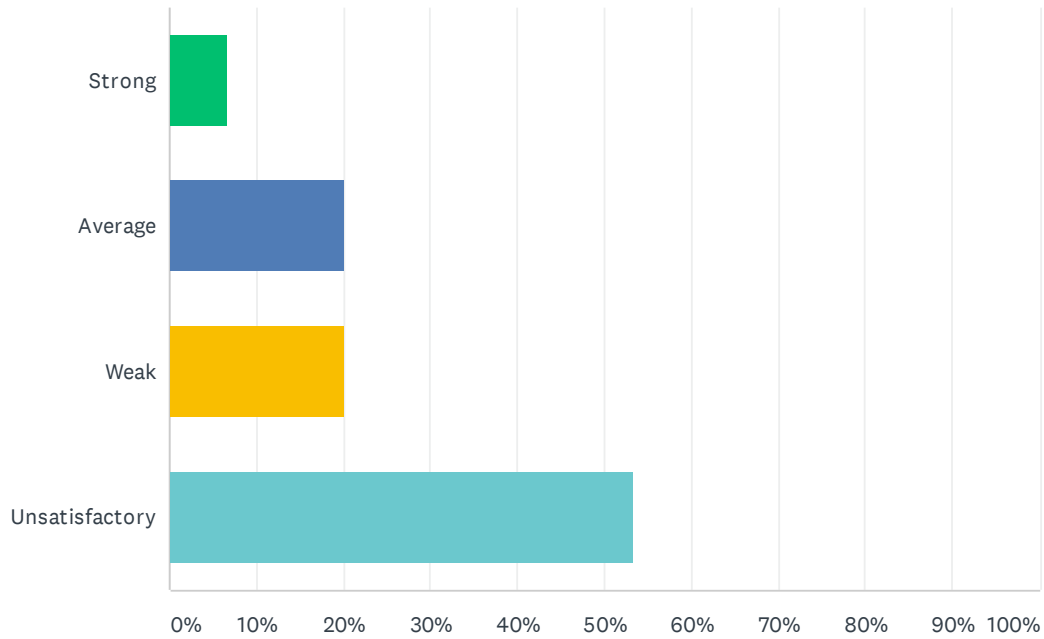
Answered: 14 Skipped: 1



ANSWER CHOICES	RESPONSES	
Strong	0.00%	0
Average	42.86%	6
Weak	21.43%	3
Unsatisfactory	35.71%	5
TOTAL		14

## Q35 My site has a positive atmosphere.

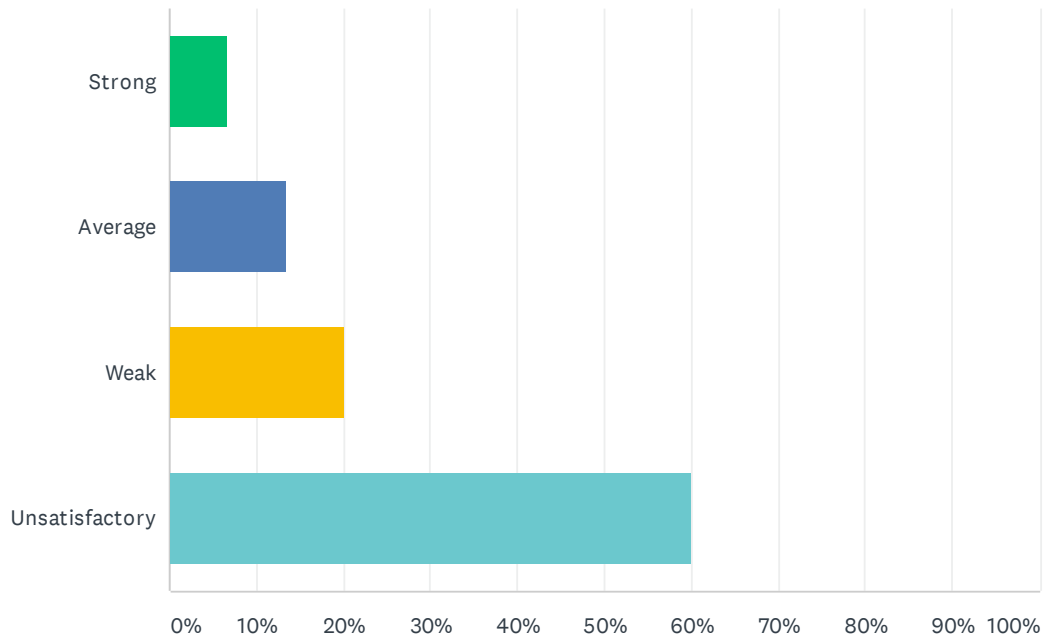
Answered: 15 Skipped: 0



ANSWER CHOICES	RESPONSES	
Strong	6.67%	1
Average	20.00%	3
Weak	20.00%	3
Unsatisfactory	53.33%	8
TOTAL		15

### Q36 I would recommend my site to other employees and prospective teachers.

Answered: 15 Skipped: 0



ANSWER CHOICES	RESPONSES	
Strong	6.67%	1
Average	13.33%	2
Weak	20.00%	3
Unsatisfactory	60.00%	9
TOTAL		15

Q1 School Site (If you work at multiple sites choose your home site OR complete a survey for each site at which you spend significant time.)

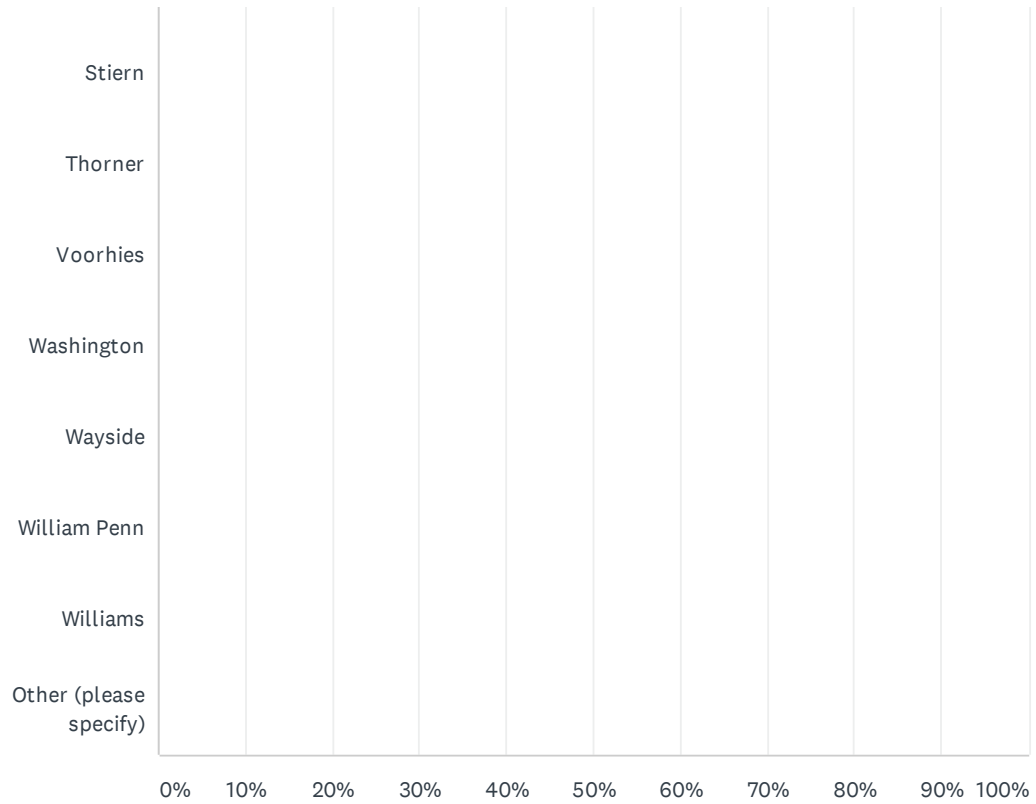
Answered: 6      Skipped: 0

[illegible]

## 2019-2020 BETA Administration/Site Climate Survey

Harris
Horace Mann
Hort
Jefferson
Longfellow
McKinley
Mt.Vernon
Munsey
Nichols
Noble
Nurses
Owens Intermediate
Owens Primary
Pauly
Pioneer
Rafer Johnson
Roosevelt
Sequoia
Sierra
Special Ed Office
Stella Hills

## 2019-2020 BETA Administration/Site Climate Survey



# 2019-2020 BETA Administration/Site Climate Survey

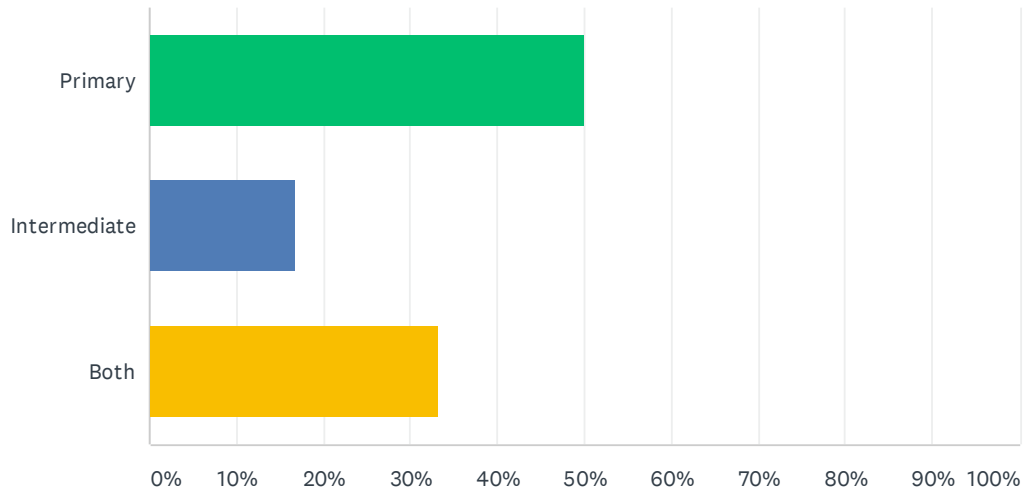
ANSWER CHOICES	RESPONSES	
Casa Loma	0.00%	0
Cato	0.00%	0
Chavez	0.00%	0
Chipman	0.00%	0
College Hts	0.00%	0
Compton	0.00%	0
Curran	0.00%	0
Downtown	0.00%	0
Ed Center	0.00%	0
Eissler	0.00%	0
Emerson	0.00%	0
Evergreen	0.00%	0
Fletcher	0.00%	0
Frank West	0.00%	0
Franklin	0.00%	0
Fremont	0.00%	0
Garza	0.00%	0
Harding	0.00%	0
Harris	0.00%	0
Horace Mann	0.00%	0
Hort	0.00%	0
Jefferson	100.00%	6
Longfellow	0.00%	0
McKinley	0.00%	0
Mt.Vernon	0.00%	0
Munsey	0.00%	0
Nichols	0.00%	0
Noble	0.00%	0
Nurses	0.00%	0
Owens Intermediate	0.00%	0
Owens Primary	0.00%	0
Pauly	0.00%	0

## 2019-2020 BETA Administration/Site Climate Survey

Pioneer	0.00%	0
Rafer Johnson	0.00%	0
Roosevelt	0.00%	0
Sequoia	0.00%	0
Sierra	0.00%	0
Special Ed Office	0.00%	0
Stella Hills	0.00%	0
Stiern	0.00%	0
Thorner	0.00%	0
Voorhies	0.00%	0
Washington	0.00%	0
Wayside	0.00%	0
William Penn	0.00%	0
Williams	0.00%	0
Other (please specify)	0.00%	0
Total Respondents: 6		

## Q2 Instructional Grade Level or Support Services

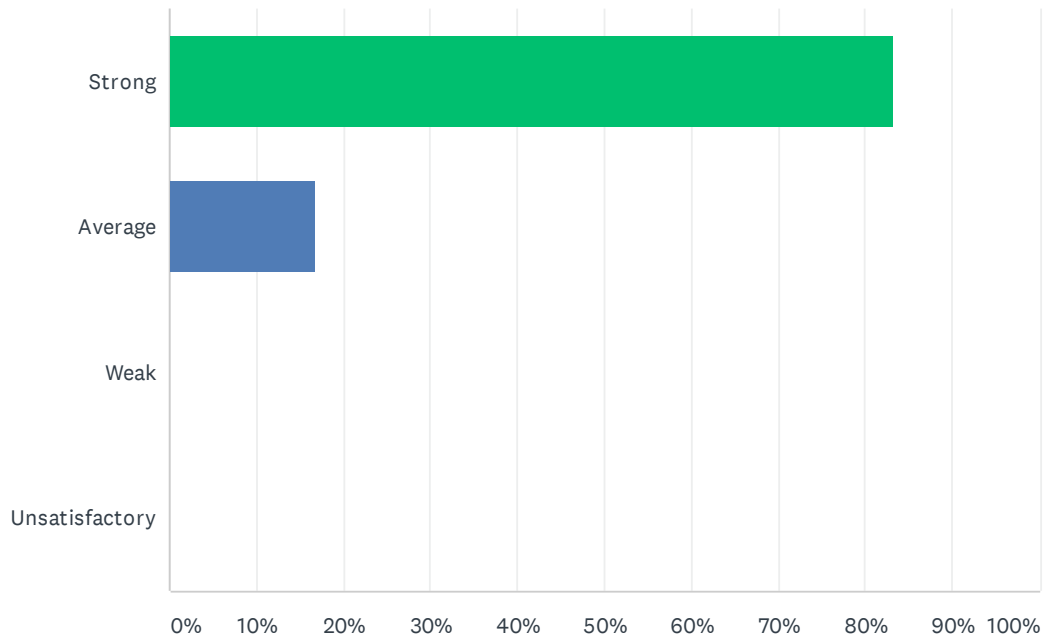
Answered: 6   Skipped: 0



ANSWER CHOICES	RESPONSES	
Primary	50.00%	3
Intermediate	16.67%	1
Both	33.33%	2
TOTAL		6

### Q3 Site administration is sensitive to the needs of students, staff, and community.

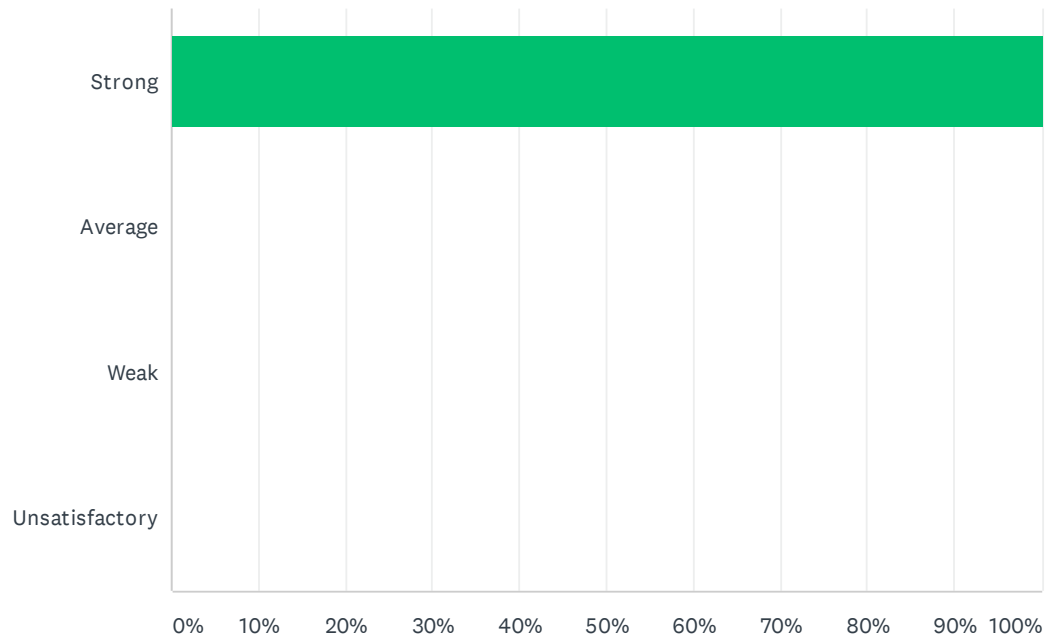
Answered: 6 Skipped: 0



ANSWER CHOICES	RESPONSES	
Strong	83.33%	5
Average	16.67%	1
Weak	0.00%	0
Unsatisfactory	0.00%	0
TOTAL		6

## Q4 Site administration treats staff with respect; you feel like a valued member of a team

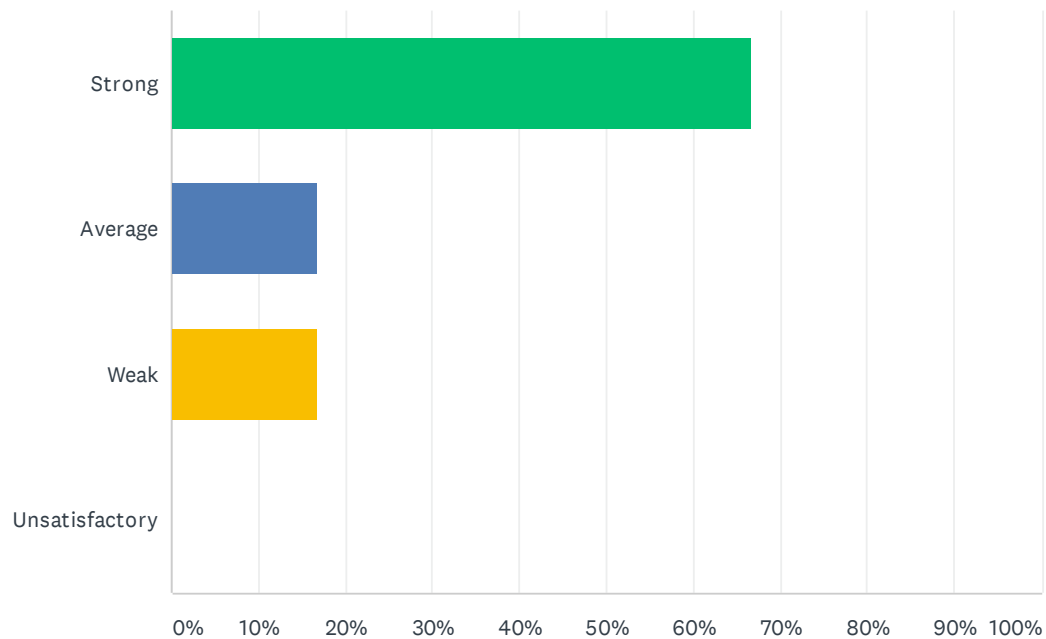
Answered: 6 Skipped: 0



ANSWER CHOICES	RESPONSES	
Strong	100.00%	6
Average	0.00%	0
Weak	0.00%	0
Unsatisfactory	0.00%	0
TOTAL		6

## Q5 Site administration conducts classroom visits (walk-through) in least the disruptive manner and leaves timely feedback (within 24 hours).

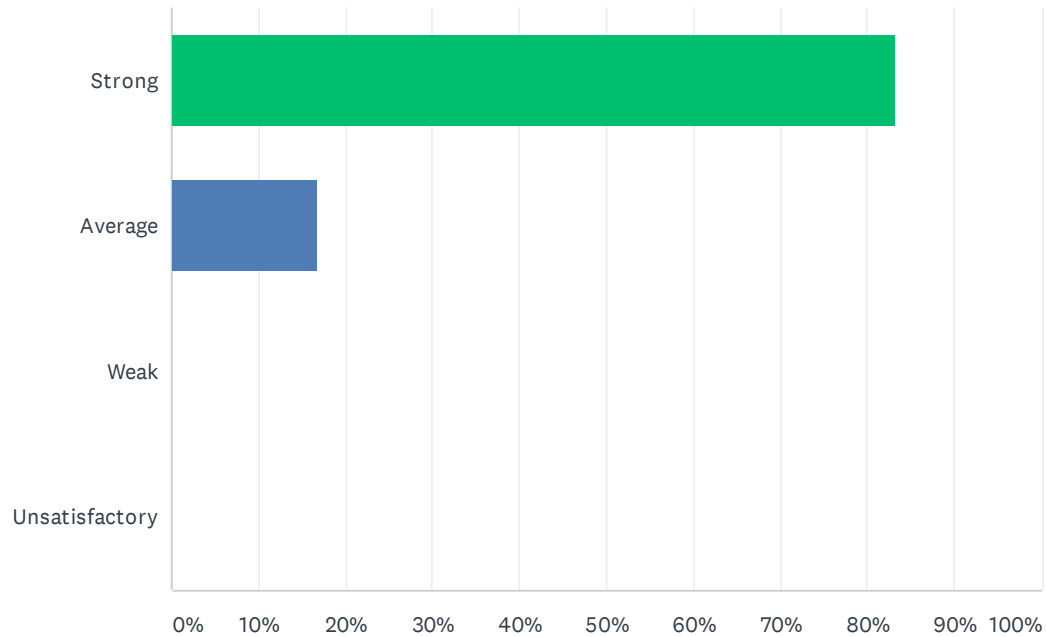
Answered: 6 Skipped: 0



ANSWER CHOICES	RESPONSES	
Strong	66.67%	4
Average	16.67%	1
Weak	16.67%	1
Unsatisfactory	0.00%	0
TOTAL		6

## Q6 Site administration follows the contract and respects personal rights.

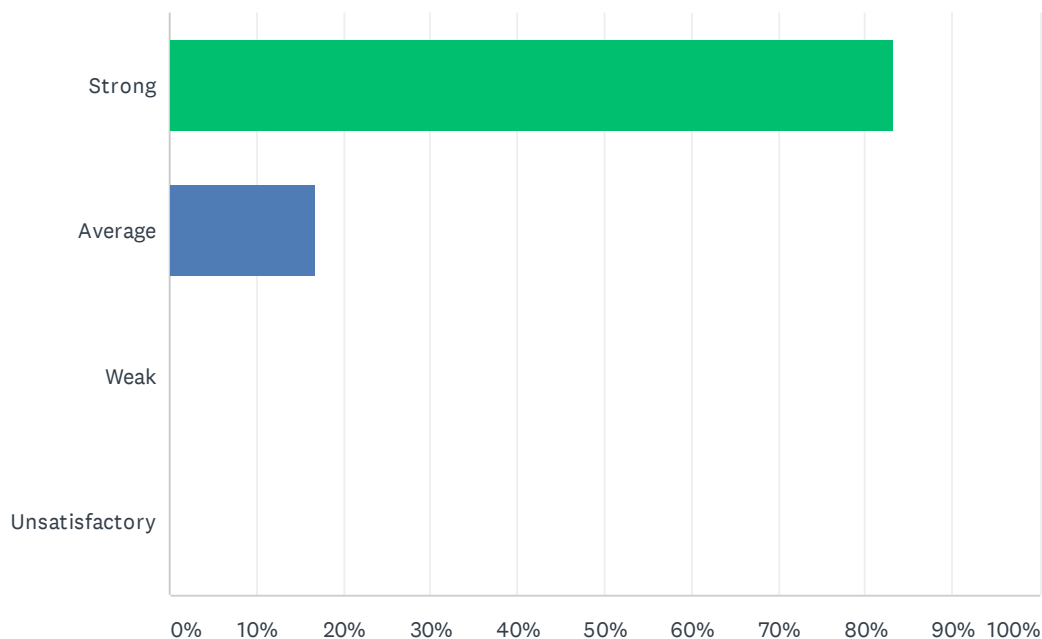
Answered: 6 Skipped: 0



ANSWER CHOICES	RESPONSES	
Strong	83.33%	5
Average	16.67%	1
Weak	0.00%	0
Unsatisfactory	0.00%	0
TOTAL		6

## Q7 Administration utilizes staff according to their job description (ie. Coaches, APL's, Specialists & Staff).

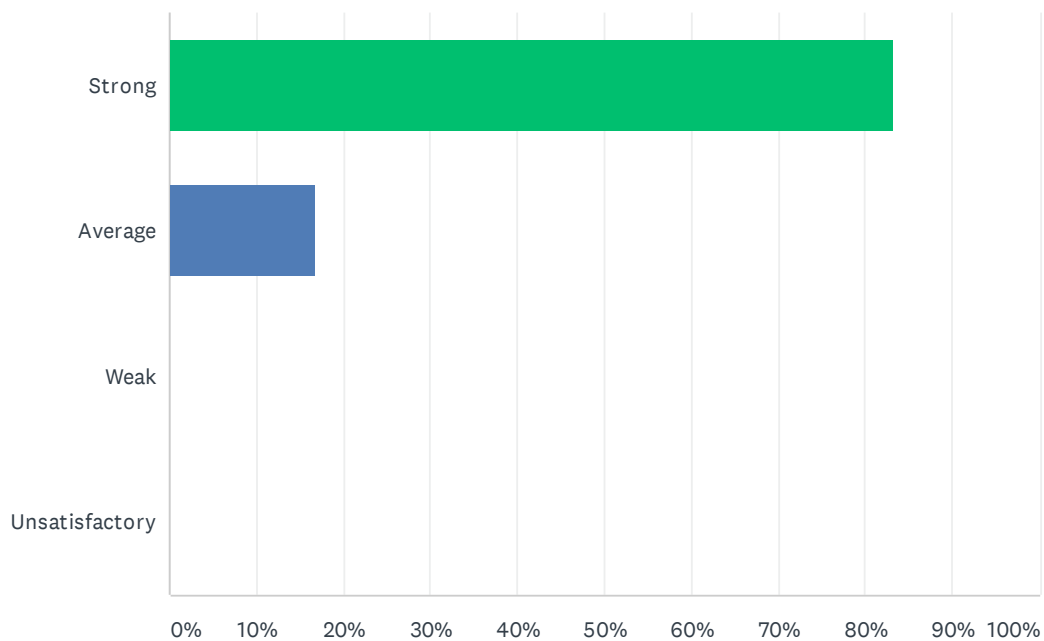
Answered: 6 Skipped: 0



ANSWER CHOICES	RESPONSES	
Strong	83.33%	5
Average	16.67%	1
Weak	0.00%	0
Unsatisfactory	0.00%	0
<b>TOTAL</b>		<b>6</b>

## Q8 Administration maintains open communication with staff, parents, and students.

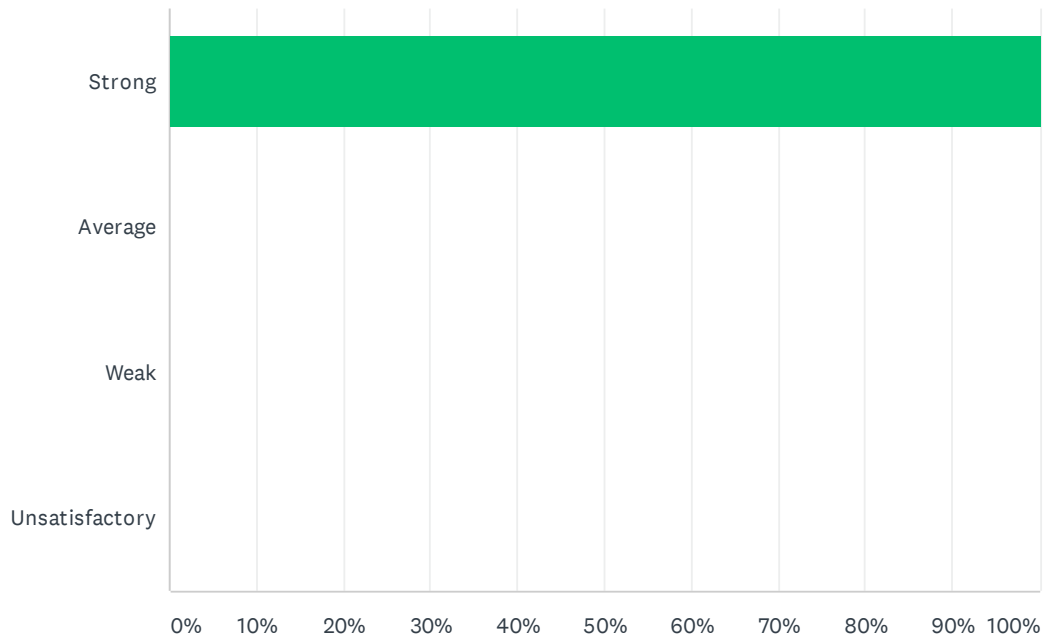
Answered: 6 Skipped: 0



ANSWER CHOICES	RESPONSES	
Strong	83.33%	5
Average	16.67%	1
Weak	0.00%	0
Unsatisfactory	0.00%	0
TOTAL		6

## Q9 Administration supports staff against attacks and criticism from parents.

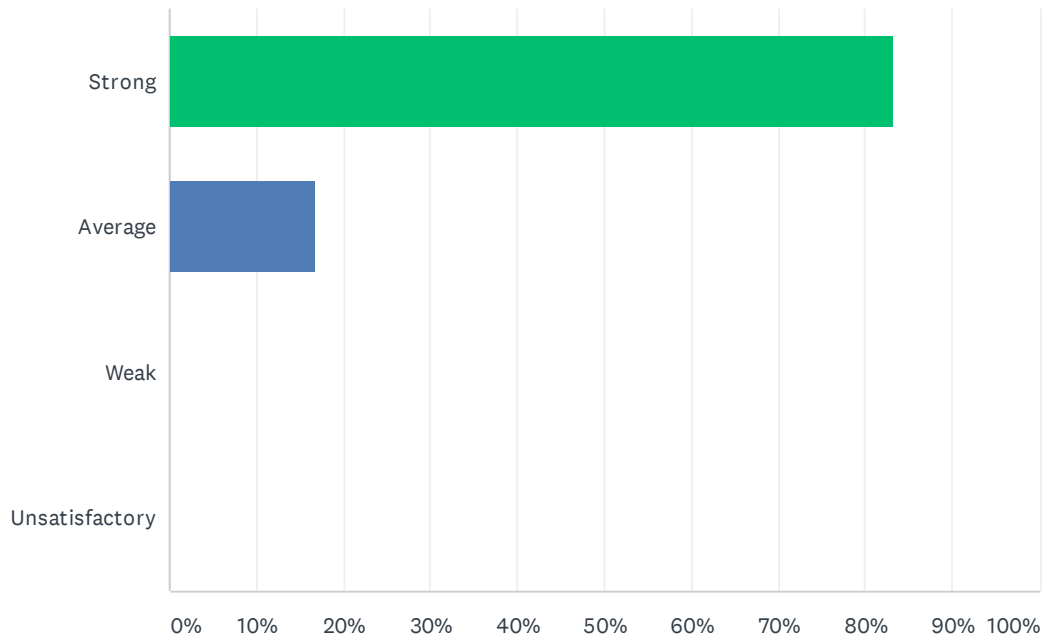
Answered: 6 Skipped: 0



ANSWER CHOICES	RESPONSES	
Strong	100.00%	6
Average	0.00%	0
Weak	0.00%	0
Unsatisfactory	0.00%	0
TOTAL		6

## Q10 Site administration treats all teachers equally; there is no preferential treatment.

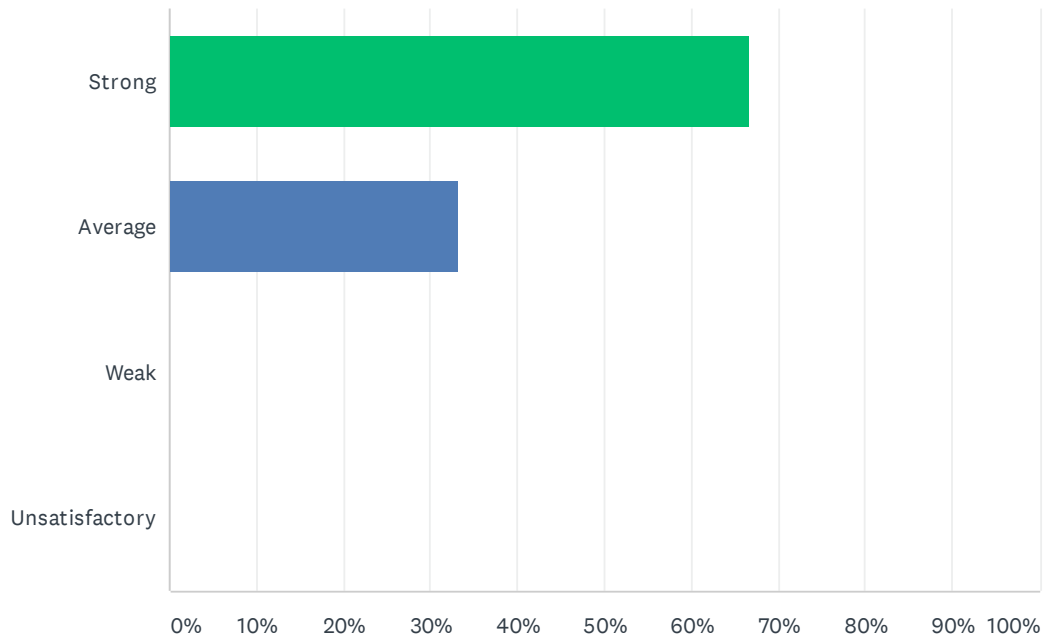
Answered: 6 Skipped: 0



ANSWER CHOICES	RESPONSES	
Strong	83.33%	5
Average	16.67%	1
Weak	0.00%	0
Unsatisfactory	0.00%	0
TOTAL		6

## Q11 Administration supports classroom discipline procedures and follows District discipline guidelines.

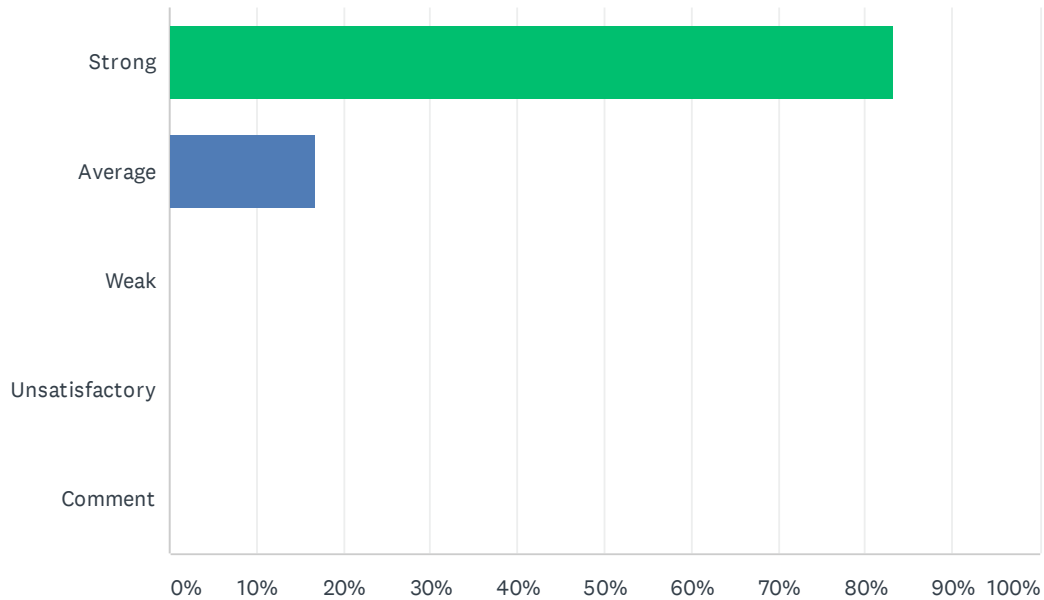
Answered: 6 Skipped: 0



ANSWER CHOICES	RESPONSES	
Strong	66.67%	4
Average	33.33%	2
Weak	0.00%	0
Unsatisfactory	0.00%	0
TOTAL		6

## Q12 Administration processes ODR's (Office Disciplinary Referrals) within 48 hours and supports staff when discipline moves beyond classroom managed behaviors.

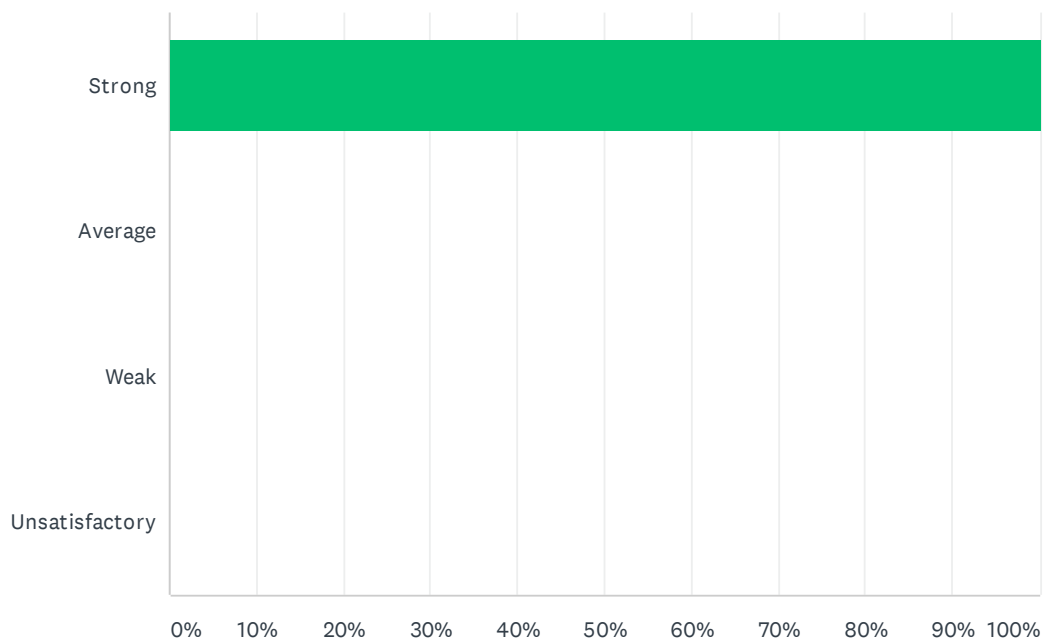
Answered: 6 Skipped: 0



ANSWER CHOICES	RESPONSES	
Strong	83.33%	5
Average	16.67%	1
Weak	0.00%	0
Unsatisfactory	0.00%	0
Comment	0.00%	0
TOTAL		6

### Q13 Administration treats teachers as professionals; the teacher's word is not disregarded in favor of the student's.

Answered: 6 Skipped: 0



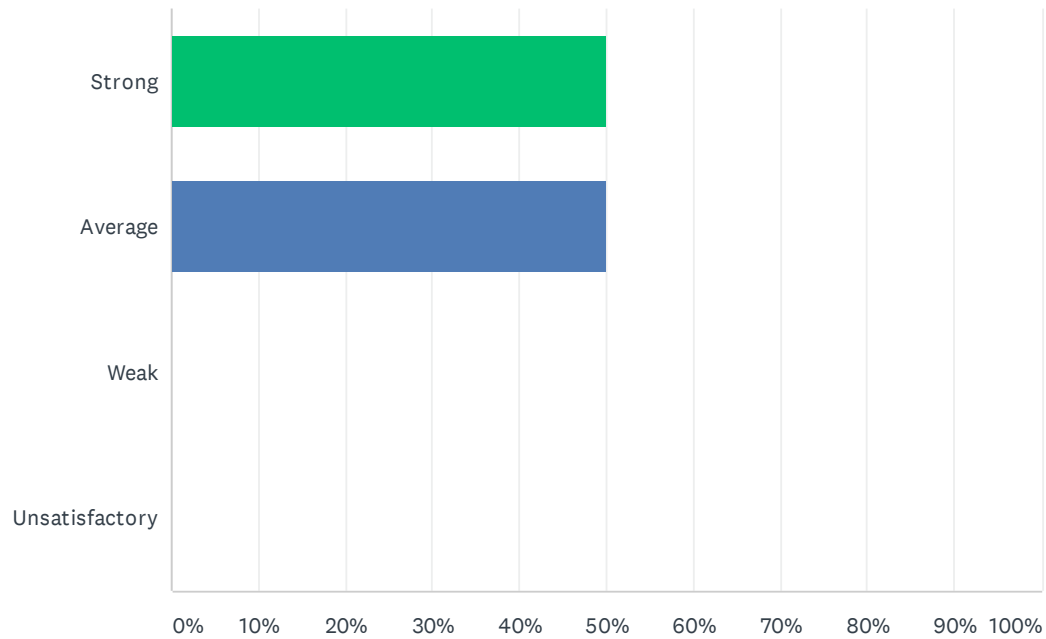
ANSWER CHOICES	RESPONSES	
Strong	100.00%	6
Average	0.00%	0
Weak	0.00%	0
Unsatisfactory	0.00%	0
TOTAL		6

Q14 How do you feel that your administration positively/negatively impacts working conditions at your site?

Answered: 4   Skipped: 2

## Q15 Site staff is involved in setting school policies and budgetary priorities.

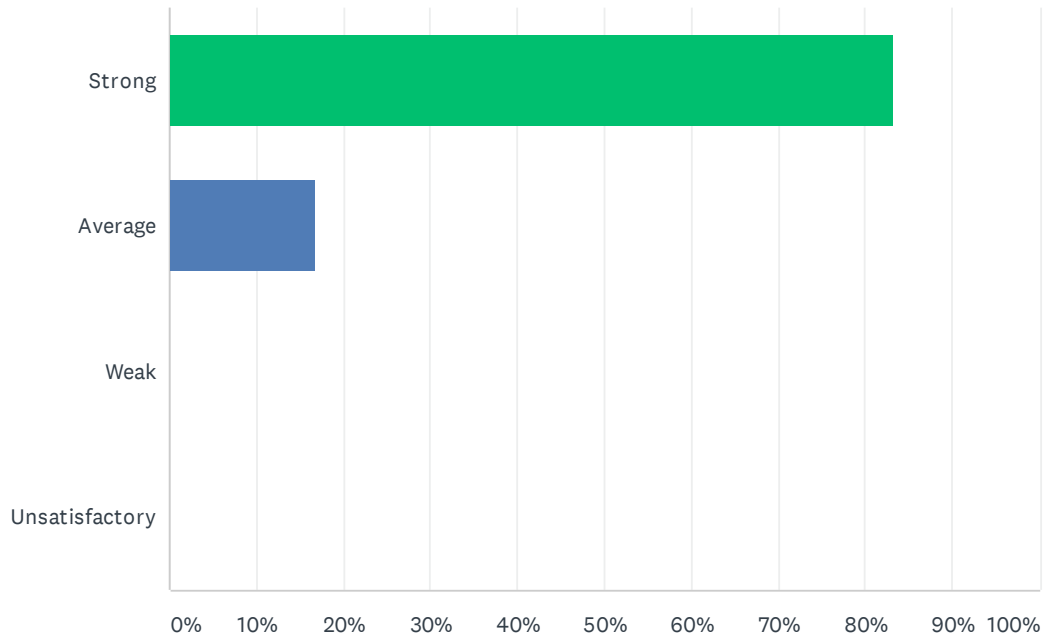
Answered: 6 Skipped: 0



ANSWER CHOICES	RESPONSES	
Strong	50.00%	3
Average	50.00%	3
Weak	0.00%	0
Unsatisfactory	0.00%	0
TOTAL		6

## Q16 Site meetings are productive and not excessive.

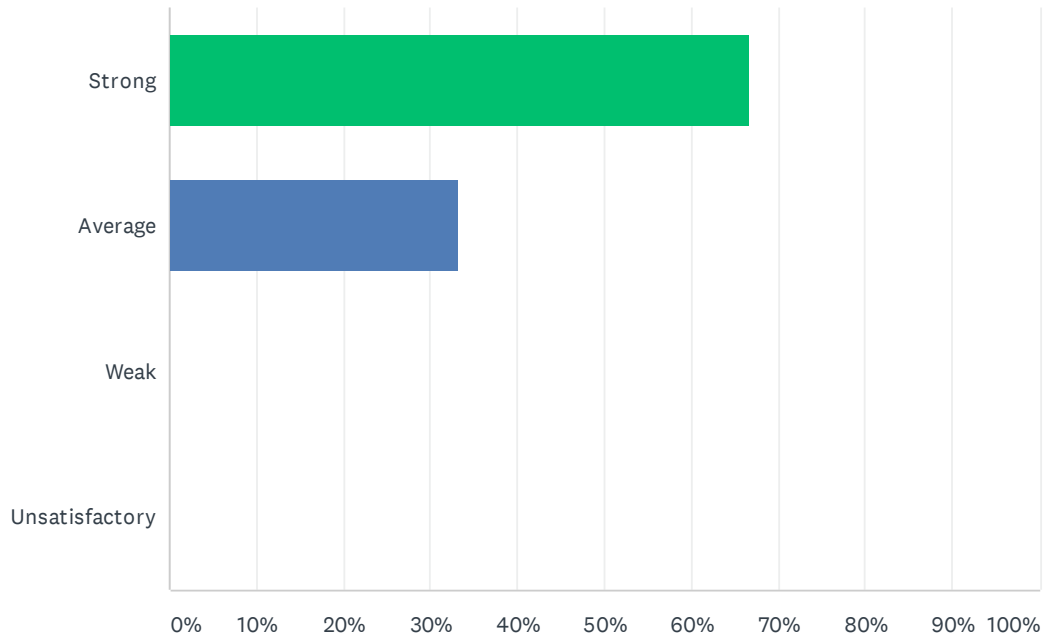
Answered: 6 Skipped: 0



ANSWER CHOICES	RESPONSES	
Strong	83.33%	5
Average	16.67%	1
Weak	0.00%	0
Unsatisfactory	0.00%	0
TOTAL		6

Q17 Bank days are used for PLC activities; Site administration uses two Bank Days a month and staff gets uninterrupted planning/preparation time twice a month during Bank Days.

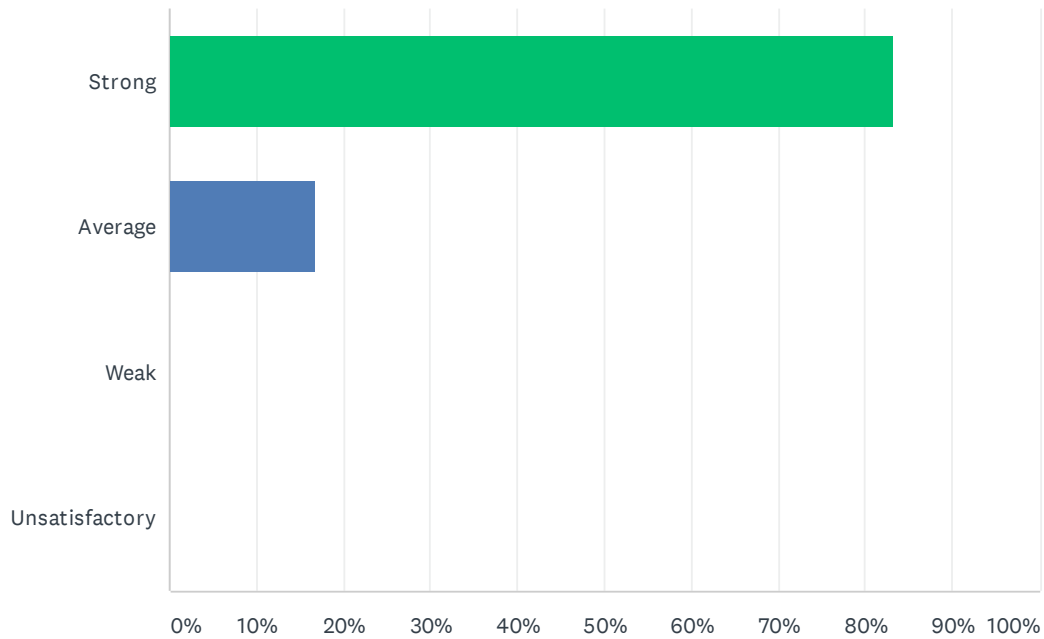
Answered: 6 Skipped: 0



ANSWER CHOICES	RESPONSES	
Strong	66.67%	4
Average	33.33%	2
Weak	0.00%	0
Unsatisfactory	0.00%	0
TOTAL		6

## Q18 My site receives daily consecutive uninterrupted planning/preparation time. (30 minutes / 40 minutes)

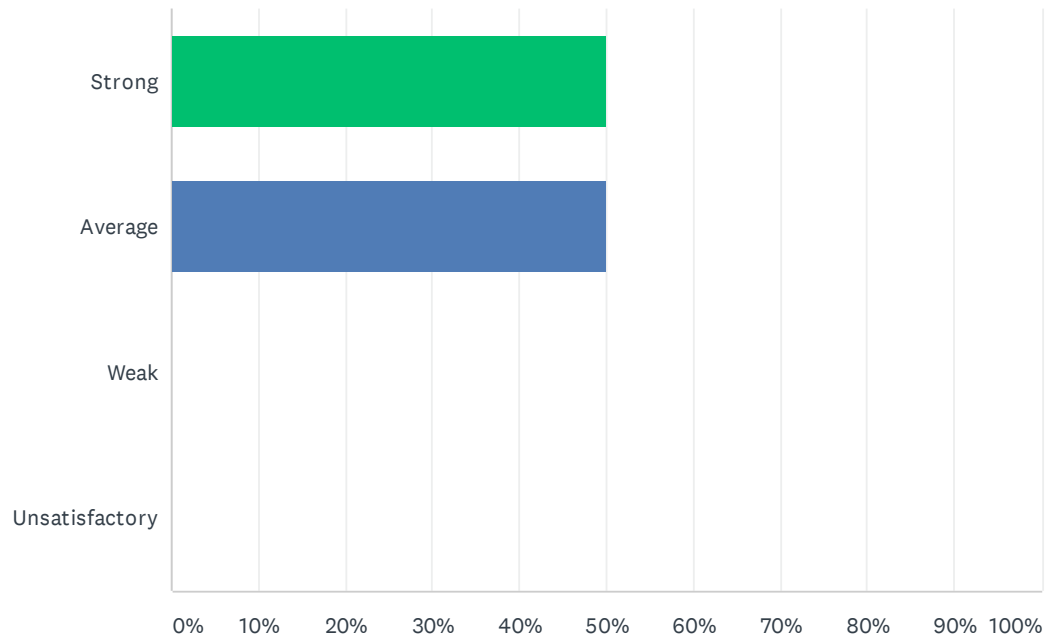
Answered: 6 Skipped: 0



ANSWER CHOICES	RESPONSES	
Strong	83.33%	5
Average	16.67%	1
Weak	0.00%	0
Unsatisfactory	0.00%	0
TOTAL		6

## Q19 Staff is given time to input district required data (ie. Benchmarks, Dibels, CFAs, Report Card, and etc).

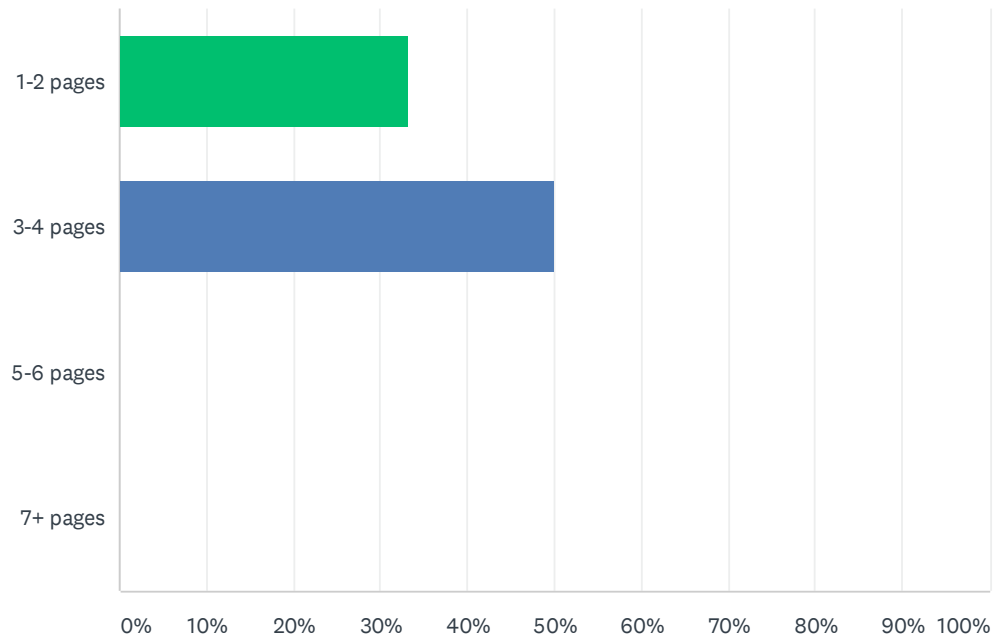
Answered: 6 Skipped: 0



ANSWER CHOICES	RESPONSES	
Strong	50.00%	3
Average	50.00%	3
Weak	0.00%	0
Unsatisfactory	0.00%	0
TOTAL		6

## Q20 Teachers are required to submit complete, but not excessively lengthy lesson plans.

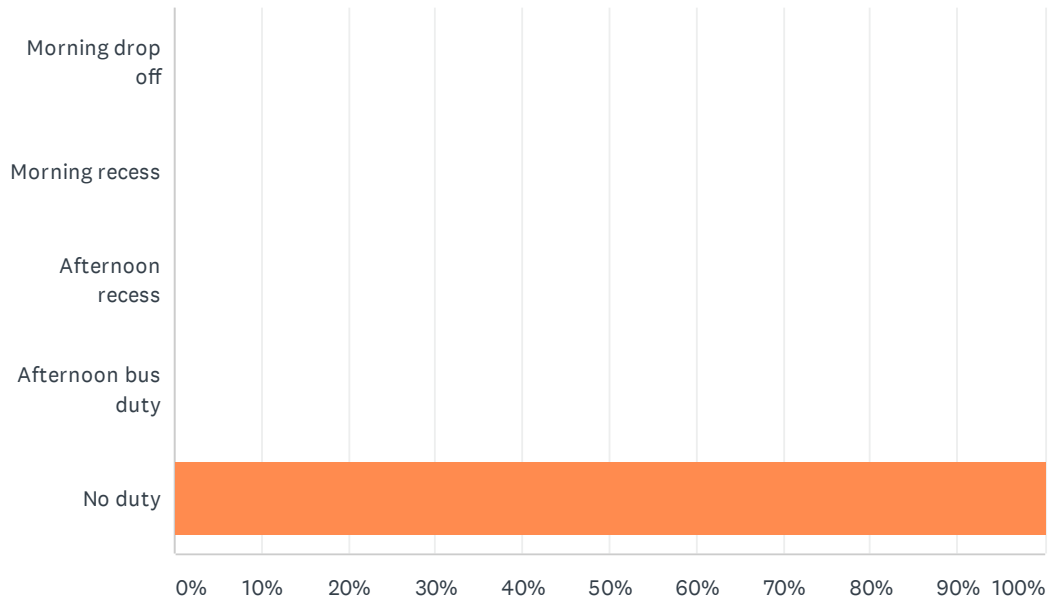
Answered: 6 Skipped: 0



ANSWER CHOICES	RESPONSES	
1-2 pages	33.33%	2
3-4 pages	50.00%	3
5-6 pages	0.00%	0
7+ pages	0.00%	0
TOTAL		6

## Q21 Staff has recess and/or bus duty.

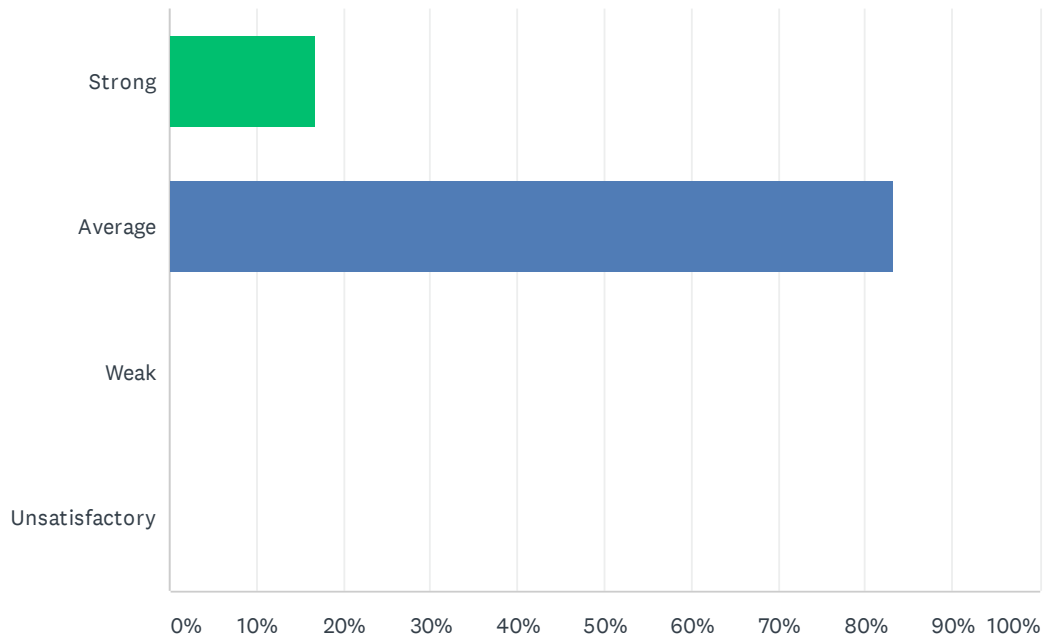
Answered: 3   Skipped: 3



ANSWER CHOICES	RESPONSES	
Morning drop off	0.00%	0
Morning recess	0.00%	0
Afternoon recess	0.00%	0
Afternoon bus duty	0.00%	0
No duty	100.00%	3
Total Respondents: 3		

## Q22 The Special Education Department is assisting you with your questions, problems, and concerns.

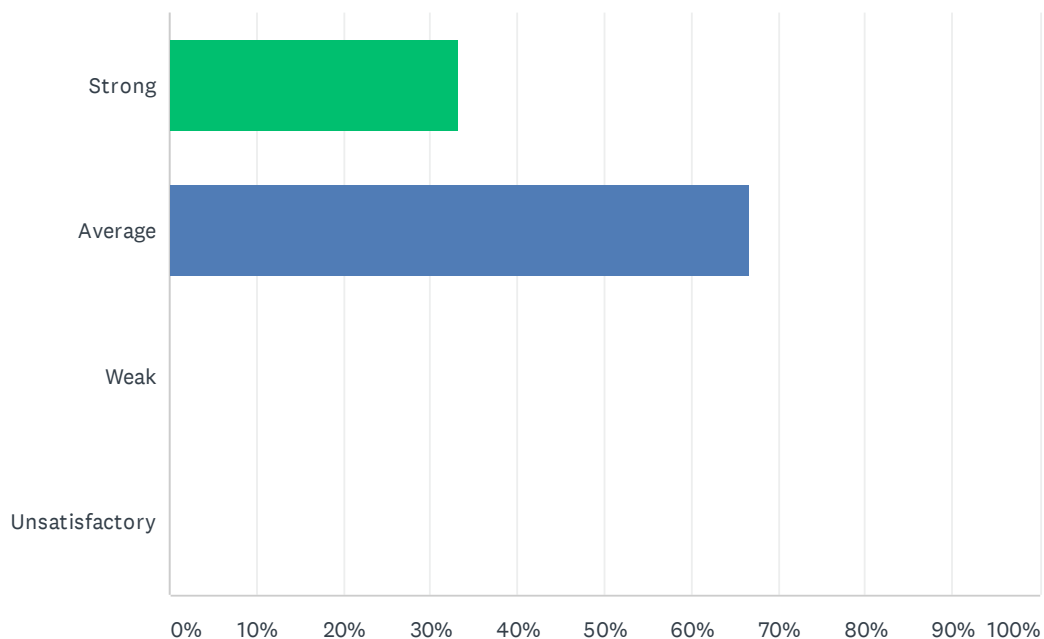
Answered: 6 Skipped: 0



ANSWER CHOICES	RESPONSES	
Strong	16.67%	1
Average	83.33%	5
Weak	0.00%	0
Unsatisfactory	0.00%	0
TOTAL		6

## Q23 Special Education class size is balanced within each program to ensure student safety and individualized instruction.

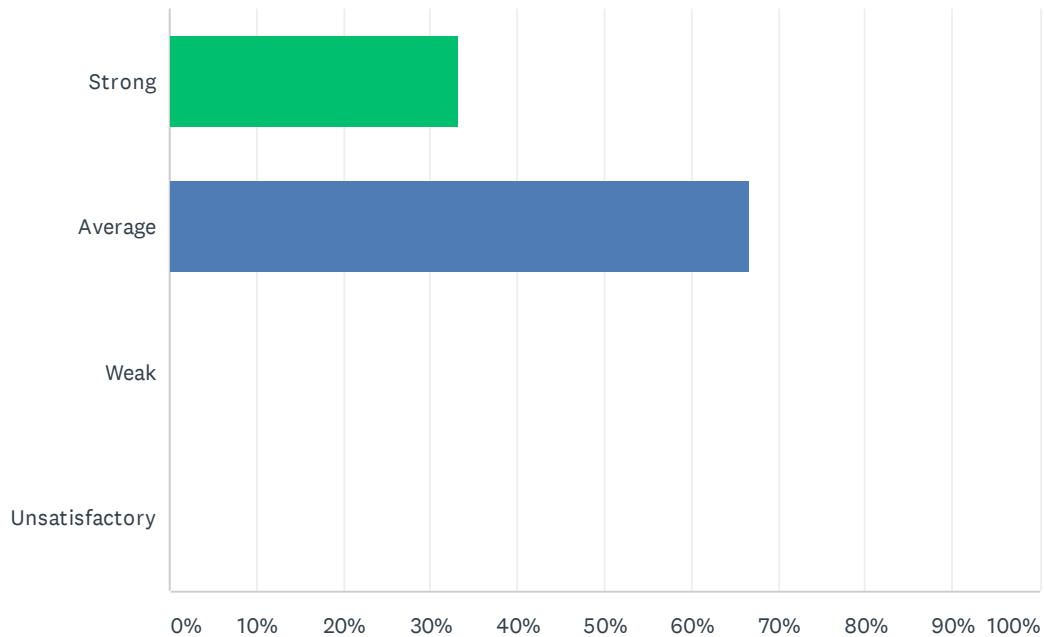
Answered: 6 Skipped: 0



ANSWER CHOICES	RESPONSES	
Strong	33.33%	2
Average	66.67%	4
Weak	0.00%	0
Unsatisfactory	0.00%	0
TOTAL		6

## Q24 Special education teachers have opportunities to participate in school-based, content area staff development.

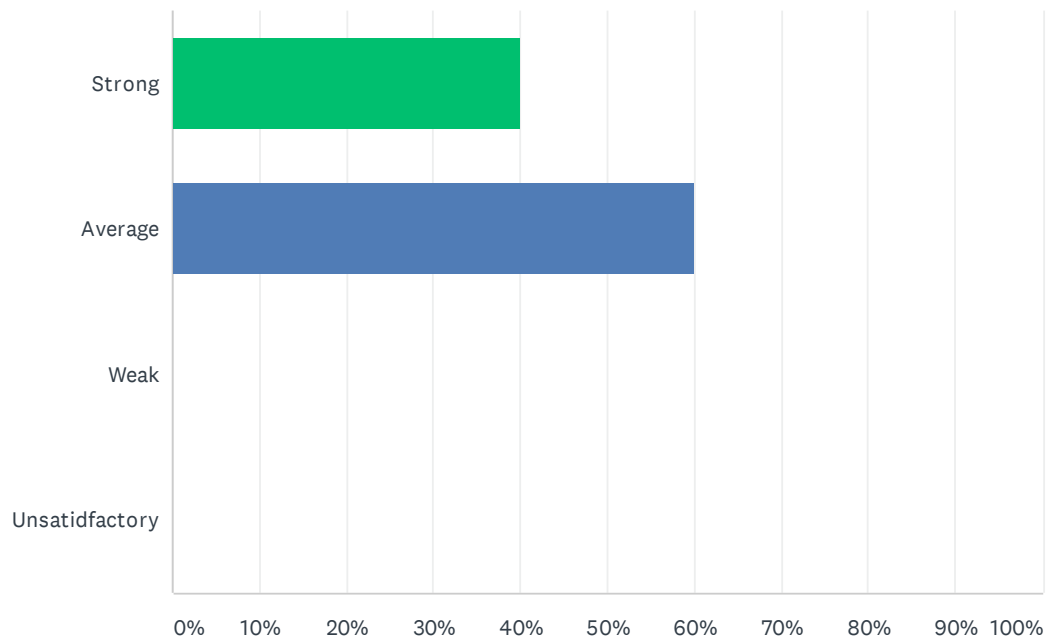
Answered: 6 Skipped: 0



ANSWER CHOICES	RESPONSES	
Strong	33.33%	2
Average	66.67%	4
Weak	0.00%	0
Unsatisfactory	0.00%	0
<b>TOTAL</b>		<b>6</b>

## Q25 Special education teachers have needed access to ALL instructional resources provided to the general education teachers.

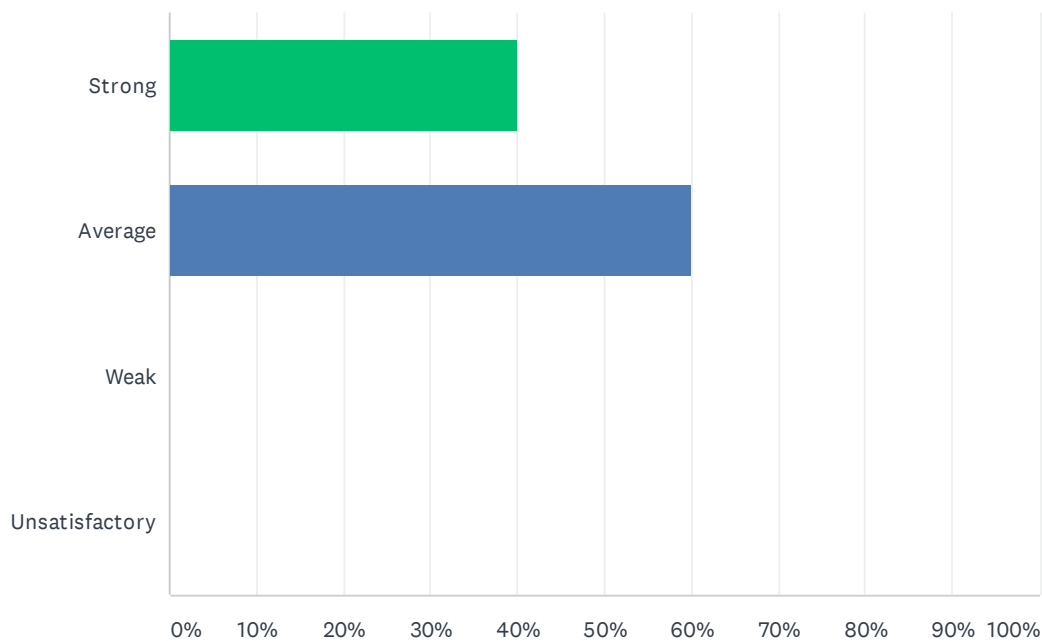
Answered: 5 Skipped: 1



ANSWER CHOICES	RESPONSES	
Strong	40.00%	2
Average	60.00%	3
Weak	0.00%	0
Unsatisfactory	0.00%	0
TOTAL		5

## Q26 Special education teachers are adequately trained in the administration of state assessments and District IEP's.

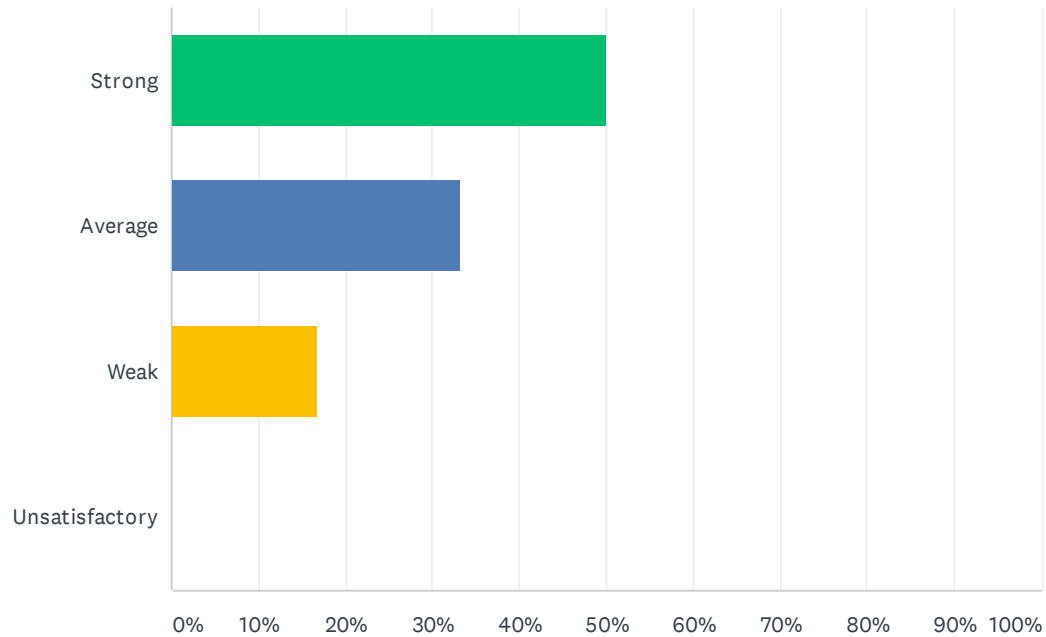
Answered: 5 Skipped: 1



ANSWER CHOICES	RESPONSES	
Strong	40.00%	2
Average	60.00%	3
Weak	0.00%	0
Unsatisfactory	0.00%	0
TOTAL		5

## Q27 The site principal is accessible to discuss special education issues.

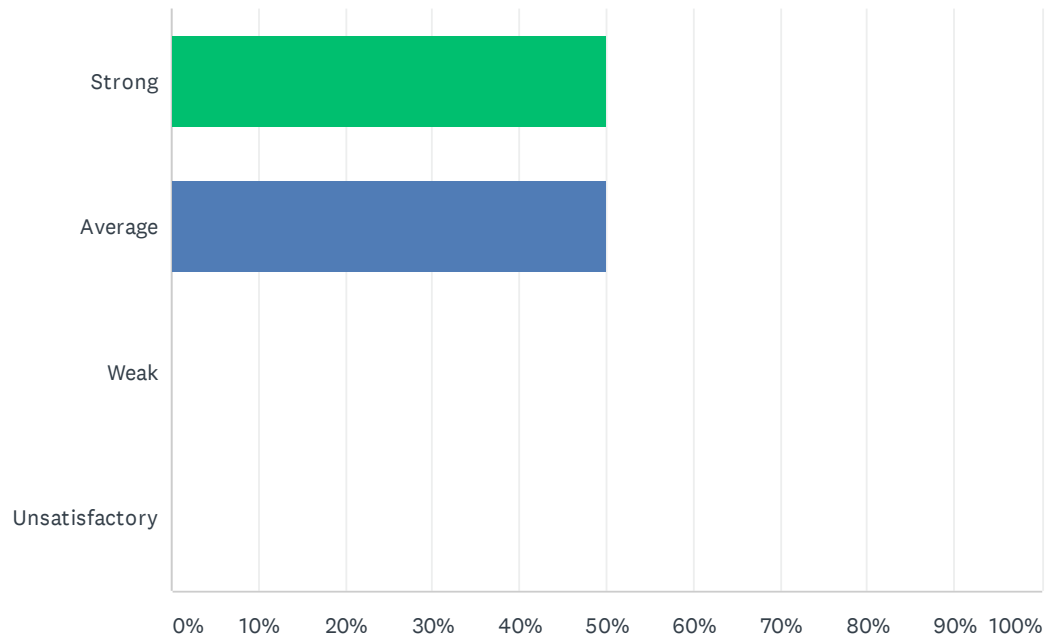
Answered: 6 Skipped: 0



ANSWER CHOICES	RESPONSES	
Strong	50.00%	3
Average	33.33%	2
Weak	16.67%	1
Unsatisfactory	0.00%	0
TOTAL		6

## Q28 The site principal promotes equal opportunities for all students to learn.

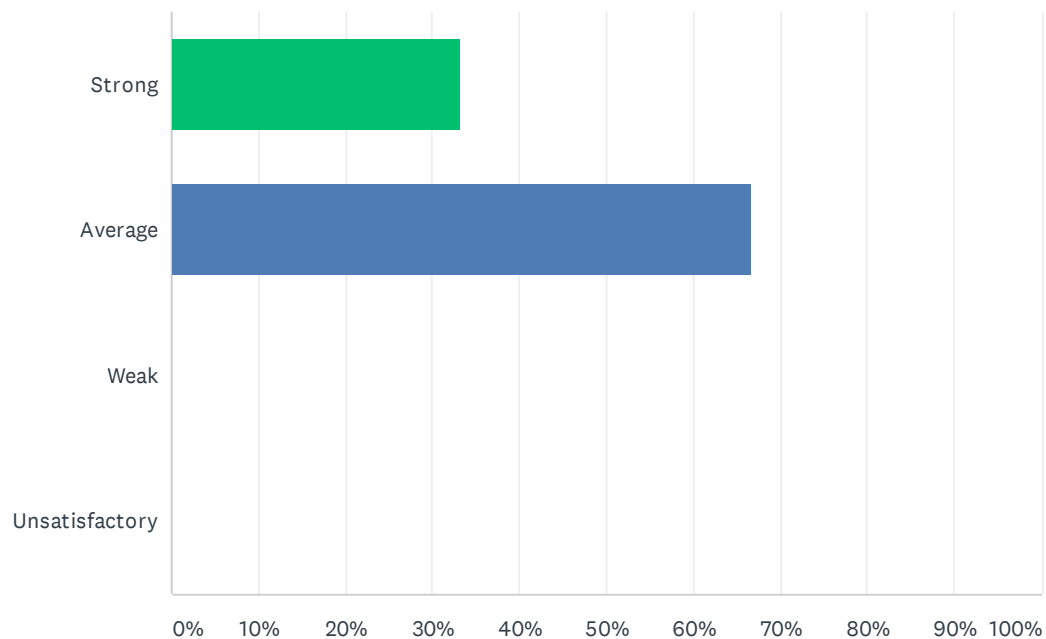
Answered: 6 Skipped: 0



ANSWER CHOICES	RESPONSES	
Strong	50.00%	3
Average	50.00%	3
Weak	0.00%	0
Unsatisfactory	0.00%	0
TOTAL		6

## Q29 PBIS is used effectively and is improving behavior.

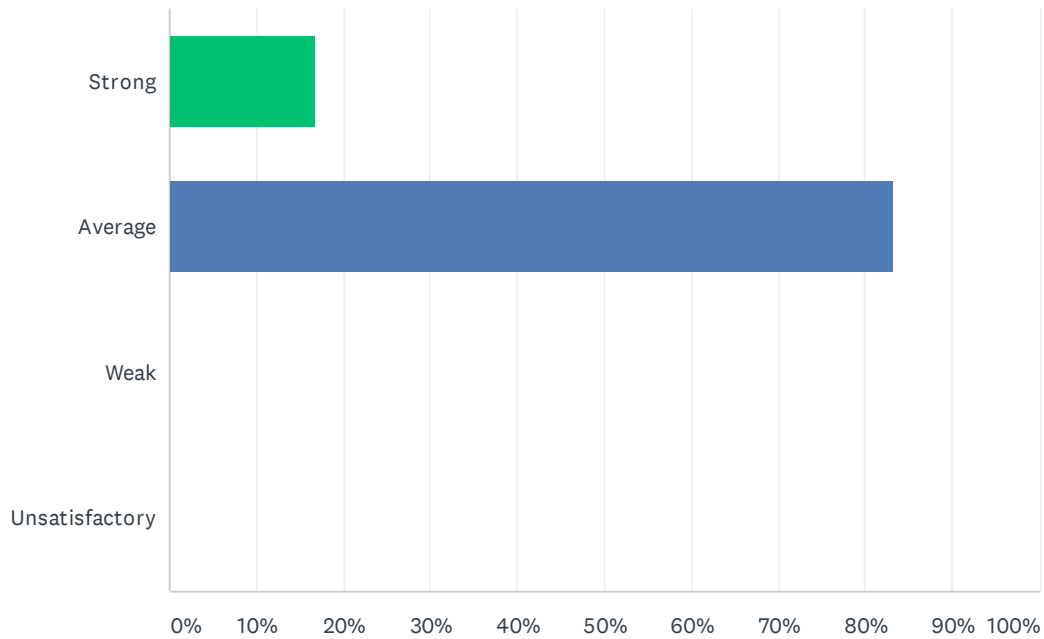
Answered: 6 Skipped: 0



ANSWER CHOICES	RESPONSES	
Strong	33.33%	2
Average	66.67%	4
Weak	0.00%	0
Unsatisfactory	0.00%	0
TOTAL		6

## Q30 PBIS and Behavior Intervention Specialists are creating a safer environment at my site.

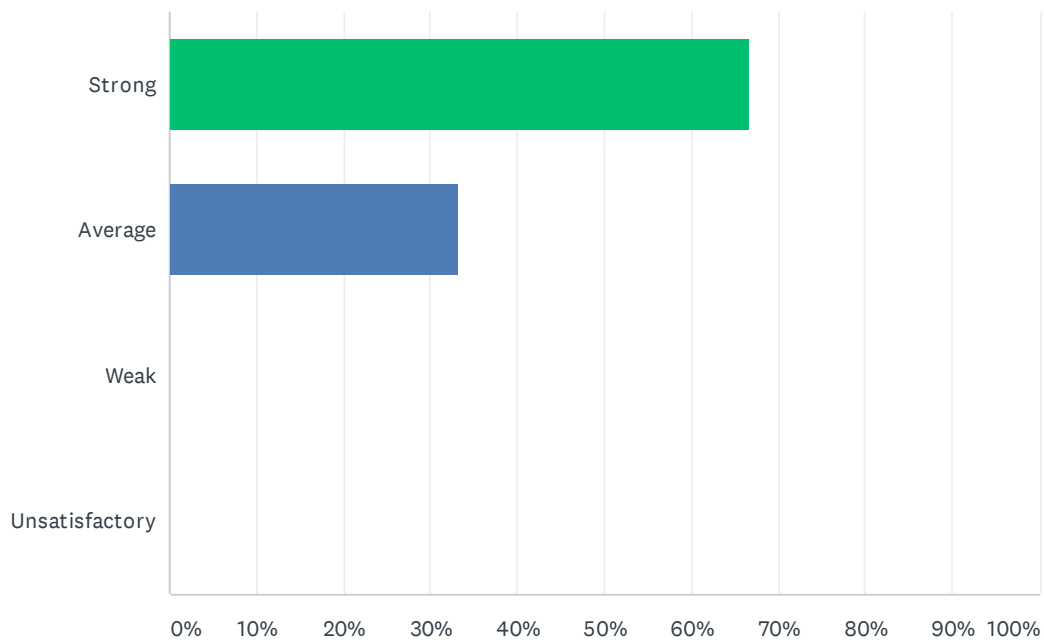
Answered: 6 Skipped: 0



ANSWER CHOICES	RESPONSES	
Strong	16.67%	1
Average	83.33%	5
Weak	0.00%	0
Unsatisfactory	0.00%	0
TOTAL		6

## Q31 Staff and students feel safe at my site.

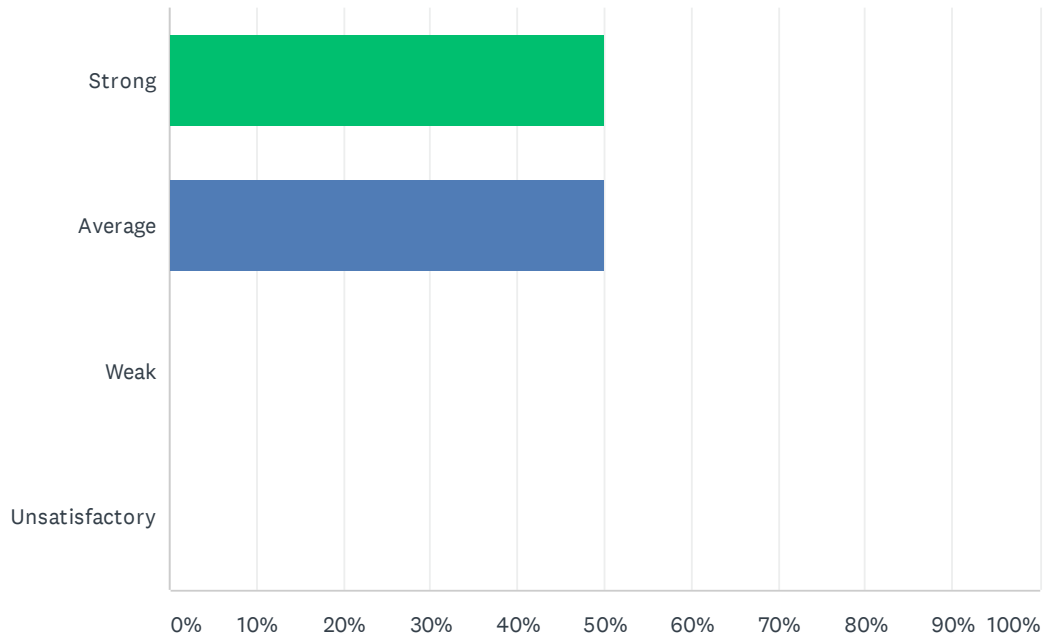
Answered: 6   Skipped: 0



ANSWER CHOICES	RESPONSES	
Strong	66.67%	4
Average	33.33%	2
Weak	0.00%	0
Unsatisfactory	0.00%	0
TOTAL		6

## Q32 Discipline is improving at my site and not interfering with learning.

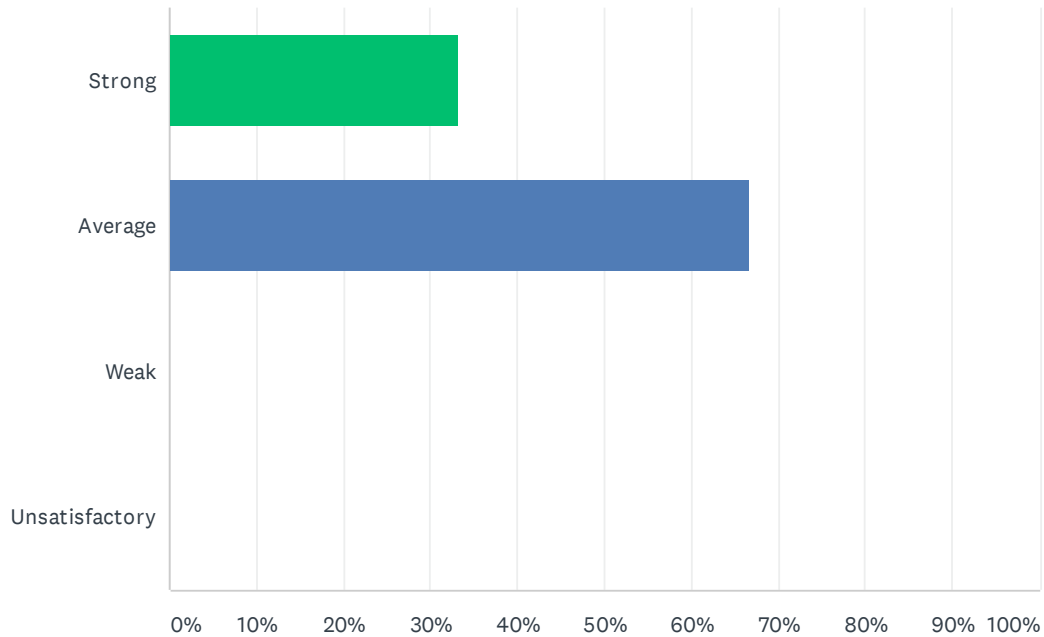
Answered: 6 Skipped: 0



ANSWER CHOICES	RESPONSES	
Strong	50.00%	3
Average	50.00%	3
Weak	0.00%	0
Unsatisfactory	0.00%	0
<b>TOTAL</b>		<b>6</b>

### Q33 Positive referrals are an effective tool in improving discipline.

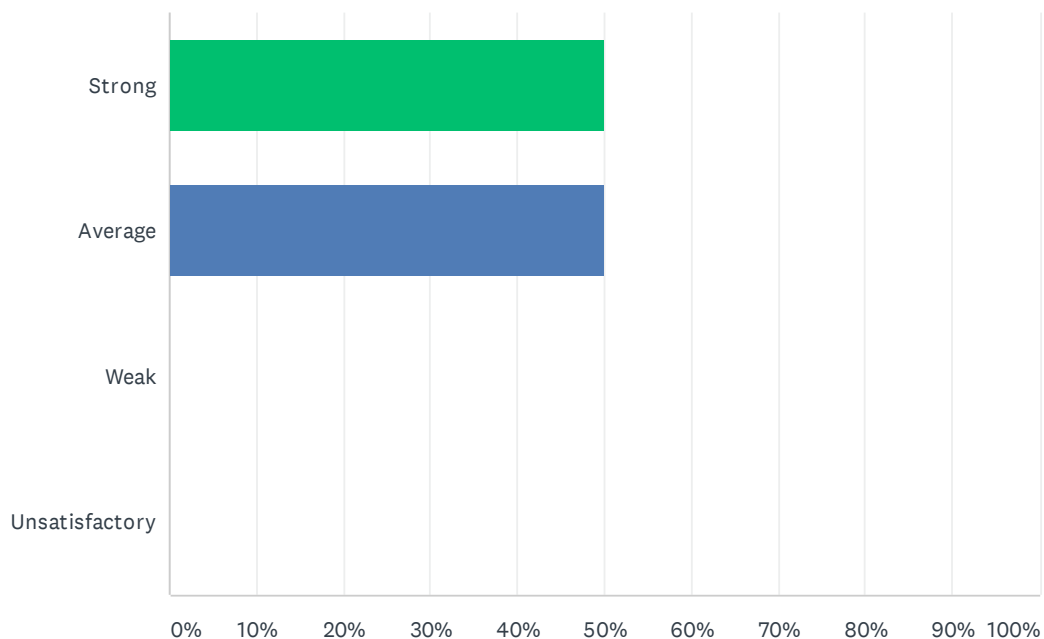
Answered: 6 Skipped: 0



ANSWER CHOICES	RESPONSES	
Strong	33.33%	2
Average	66.67%	4
Weak	0.00%	0
Unsatisfactory	0.00%	0
<b>TOTAL</b>		<b>6</b>

### Q34 When ODR's (office disciplinary referral) are written the teacher's word is valued and trusted.

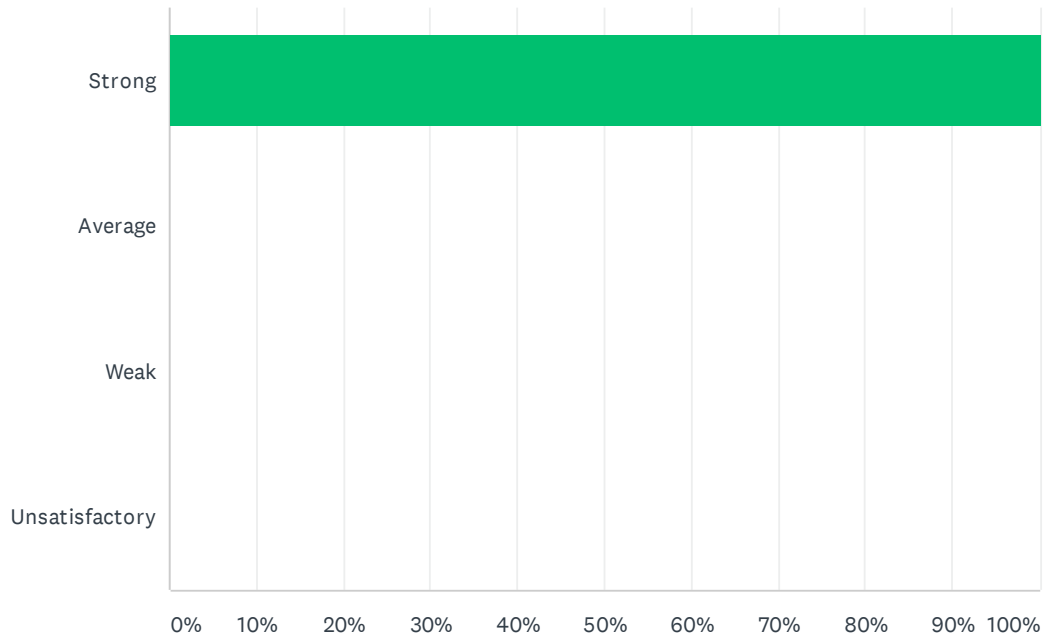
Answered: 6 Skipped: 0



ANSWER CHOICES	RESPONSES	
Strong	50.00%	3
Average	50.00%	3
Weak	0.00%	0
Unsatisfactory	0.00%	0
TOTAL		6

## Q35 My site has a positive atmosphere.

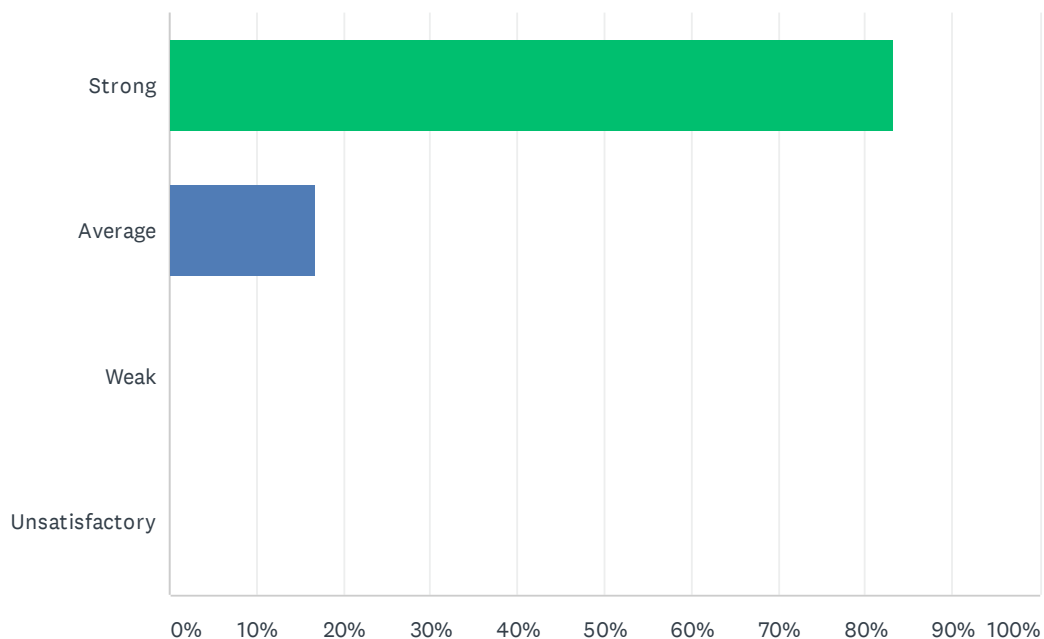
Answered: 6 Skipped: 0



ANSWER CHOICES	RESPONSES	
Strong	100.00%	6
Average	0.00%	0
Weak	0.00%	0
Unsatisfactory	0.00%	0
TOTAL		6

### Q36 I would recommend my site to other employees and prospective teachers.

Answered: 6 Skipped: 0



ANSWER CHOICES	RESPONSES	
Strong	83.33%	5
Average	16.67%	1
Weak	0.00%	0
Unsatisfactory	0.00%	0
TOTAL		6

Q1 School Site (If you work at multiple sites choose your home site OR complete a survey for each site at which you spend significant time.)

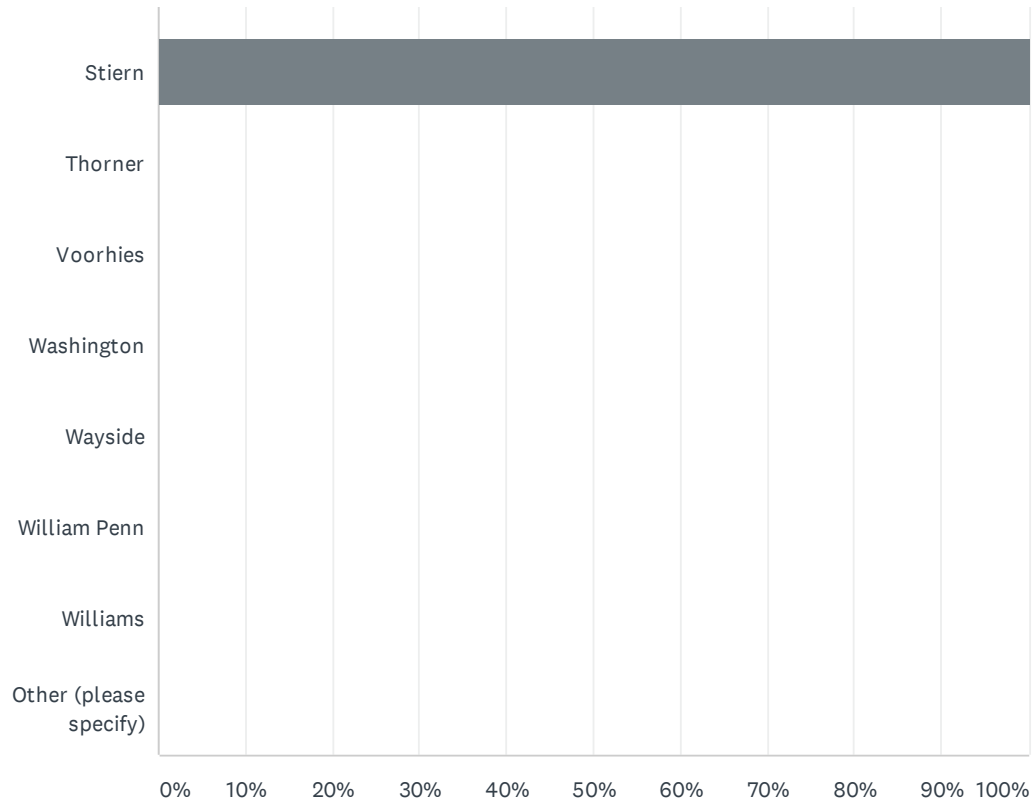
Answered: 18      Skipped: 0

Casa Loma
Cato
Chavez
Chipman
College Hts
Compton
Curran
Downtown
Ed Center
Eissler
Emerson
Evergreen
Fletcher
Frank West
Franklin
Fremont
Garza
Harding

## 2019-2020 BETA Administration/Site Climate Survey

Harris										
Horace Mann										
Hort										
Jefferson										
Longfellow										
McKinley										
Mt.Vernon										
Munsey										
Nichols										
Noble										
Nurses										
Owens Intermediate										
Owens Primary										
Pauly										
Pioneer										
Rafer Johnson										
Roosevelt										
Sequoia										
Sierra										
Special Ed Office										
Stella Hills										

## 2019-2020 BETA Administration/Site Climate Survey



# 2019-2020 BETA Administration/Site Climate Survey

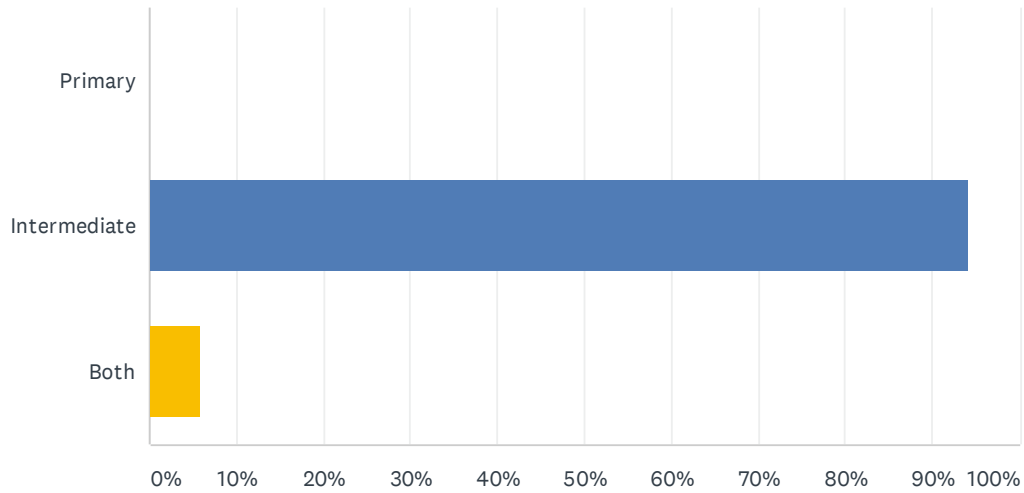
ANSWER CHOICES	RESPONSES	
Casa Loma	0.00%	0
Cato	0.00%	0
Chavez	0.00%	0
Chipman	0.00%	0
College Hts	0.00%	0
Compton	0.00%	0
Curran	0.00%	0
Downtown	0.00%	0
Ed Center	0.00%	0
Eissler	0.00%	0
Emerson	0.00%	0
Evergreen	0.00%	0
Fletcher	0.00%	0
Frank West	0.00%	0
Franklin	0.00%	0
Fremont	0.00%	0
Garza	0.00%	0
Harding	0.00%	0
Harris	0.00%	0
Horace Mann	0.00%	0
Hort	0.00%	0
Jefferson	0.00%	0
Longfellow	0.00%	0
McKinley	0.00%	0
Mt.Vernon	0.00%	0
Munsey	0.00%	0
Nichols	0.00%	0
Noble	0.00%	0
Nurses	0.00%	0
Owens Intermediate	0.00%	0
Owens Primary	0.00%	0
Pauly	0.00%	0

## 2019-2020 BETA Administration/Site Climate Survey

Pioneer	0.00%	0
Rafer Johnson	0.00%	0
Roosevelt	0.00%	0
Sequoia	0.00%	0
Sierra	0.00%	0
Special Ed Office	0.00%	0
Stella Hills	0.00%	0
Stiern	100.00%	18
Thorner	0.00%	0
Voorhies	0.00%	0
Washington	0.00%	0
Wayside	0.00%	0
William Penn	0.00%	0
Williams	0.00%	0
Other (please specify)	0.00%	0
Total Respondents: 18		

## Q2 Instructional Grade Level or Support Services

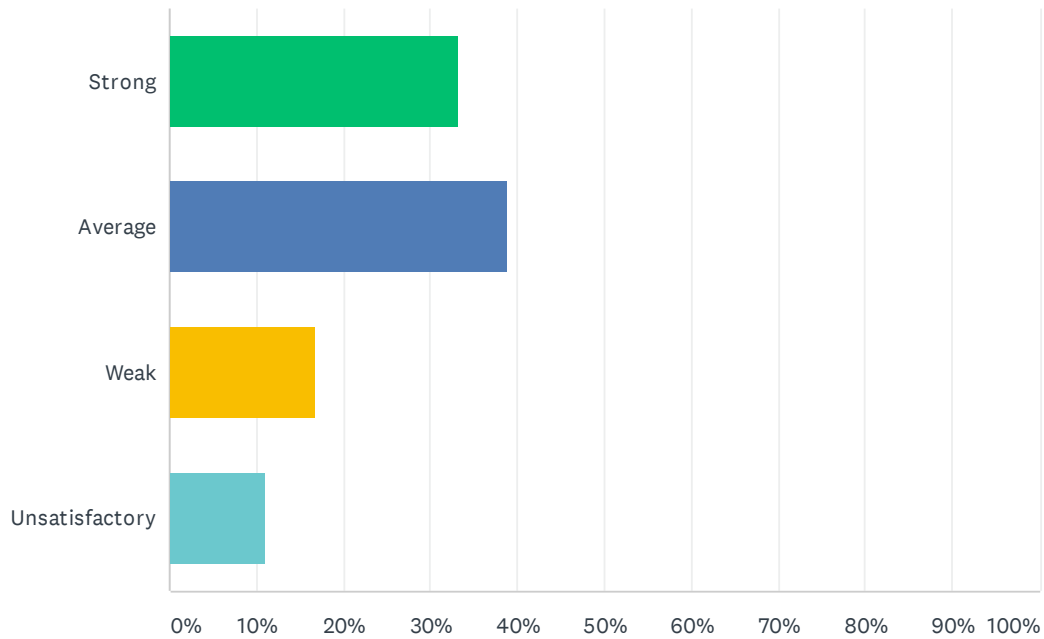
Answered: 17   Skipped: 1



ANSWER CHOICES	RESPONSES	
Primary	0.00%	0
Intermediate	94.12%	16
Both	5.88%	1
TOTAL		17

### Q3 Site administration is sensitive to the needs of students, staff, and community.

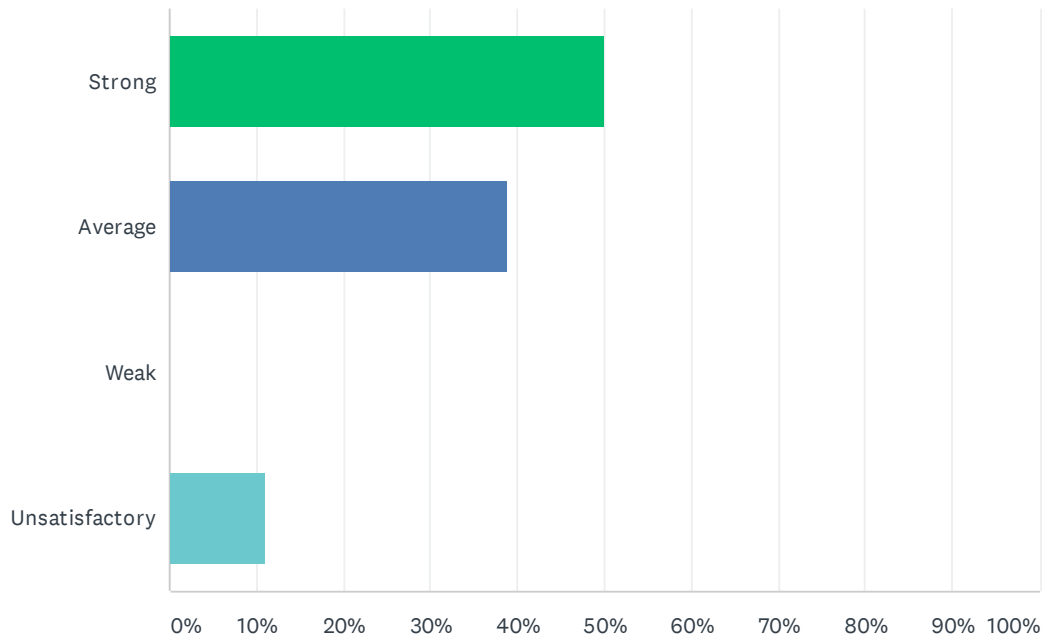
Answered: 18 Skipped: 0



ANSWER CHOICES	RESPONSES	
Strong	33.33%	6
Average	38.89%	7
Weak	16.67%	3
Unsatisfactory	11.11%	2
TOTAL		18

## Q4 Site administration treats staff with respect; you feel like a valued member of a team

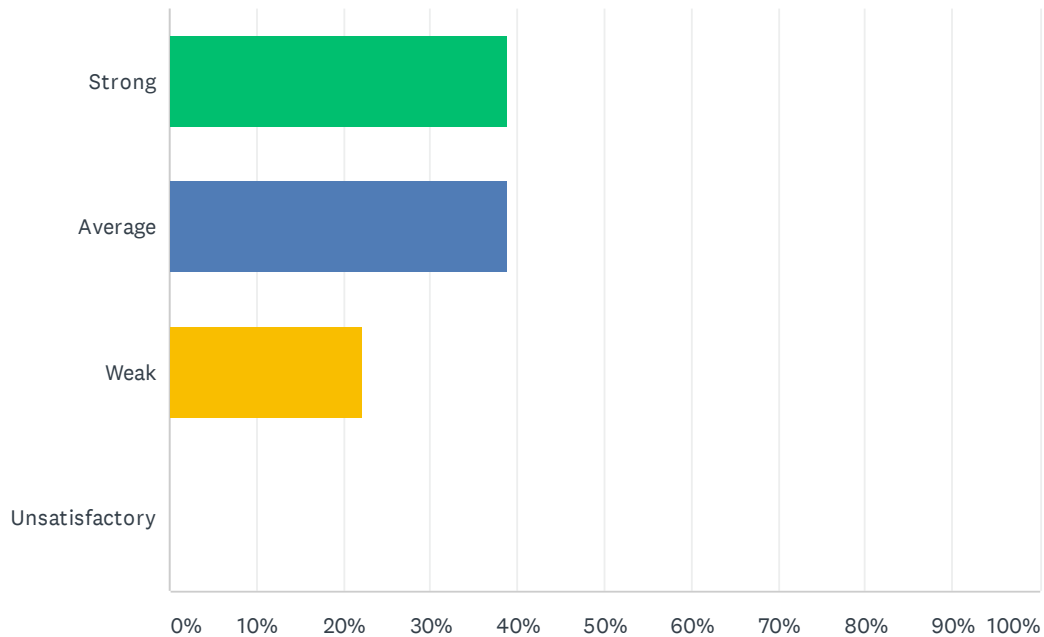
Answered: 18 Skipped: 0



ANSWER CHOICES	RESPONSES	
Strong	50.00%	9
Average	38.89%	7
Weak	0.00%	0
Unsatisfactory	11.11%	2
TOTAL		18

## Q5 Site administration conducts classroom visits (walk-through) in least the disruptive manner and leaves timely feedback (within 24 hours).

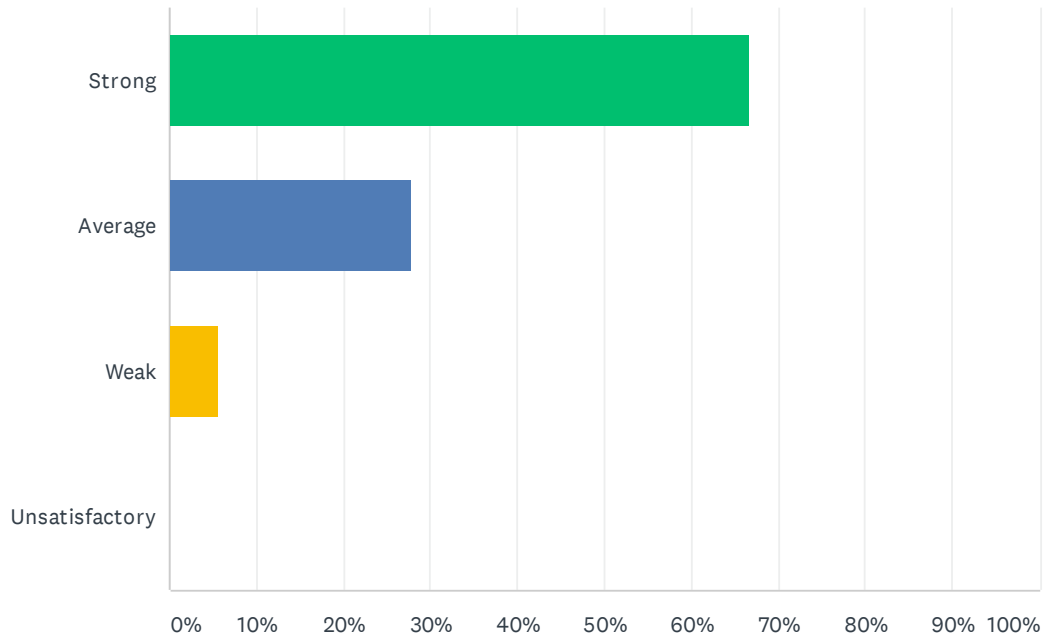
Answered: 18 Skipped: 0



ANSWER CHOICES	RESPONSES	
Strong	38.89%	7
Average	38.89%	7
Weak	22.22%	4
Unsatisfactory	0.00%	0
TOTAL		18

## Q6 Site administration follows the contract and respects personal rights.

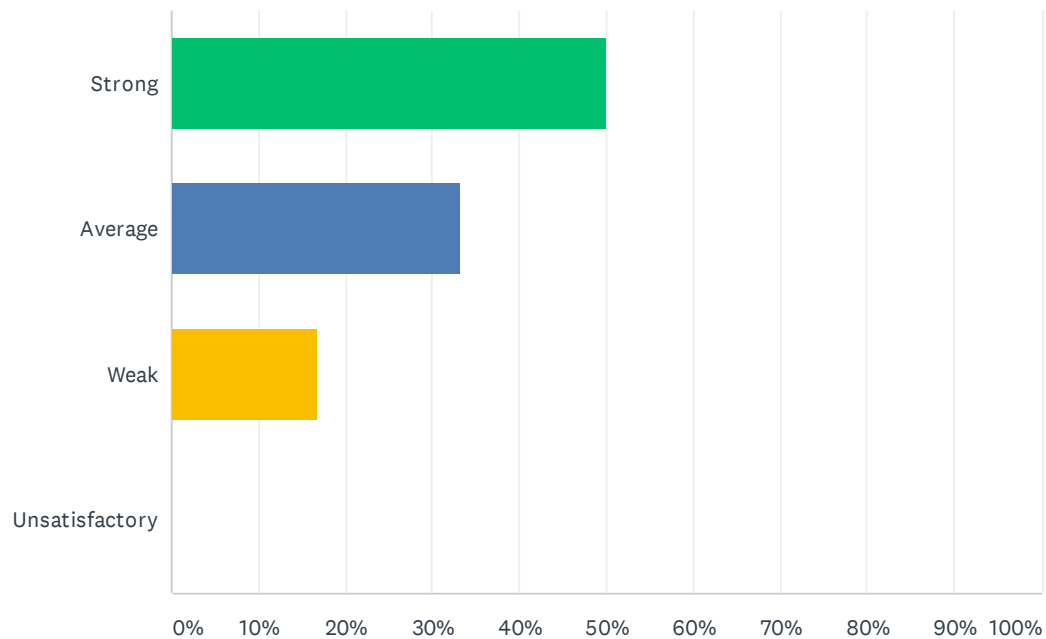
Answered: 18 Skipped: 0



ANSWER CHOICES	RESPONSES	
Strong	66.67%	12
Average	27.78%	5
Weak	5.56%	1
Unsatisfactory	0.00%	0
TOTAL		18

## Q7 Administration utilizes staff according to their job description (ie. Coaches, APL's, Specialists & Staff).

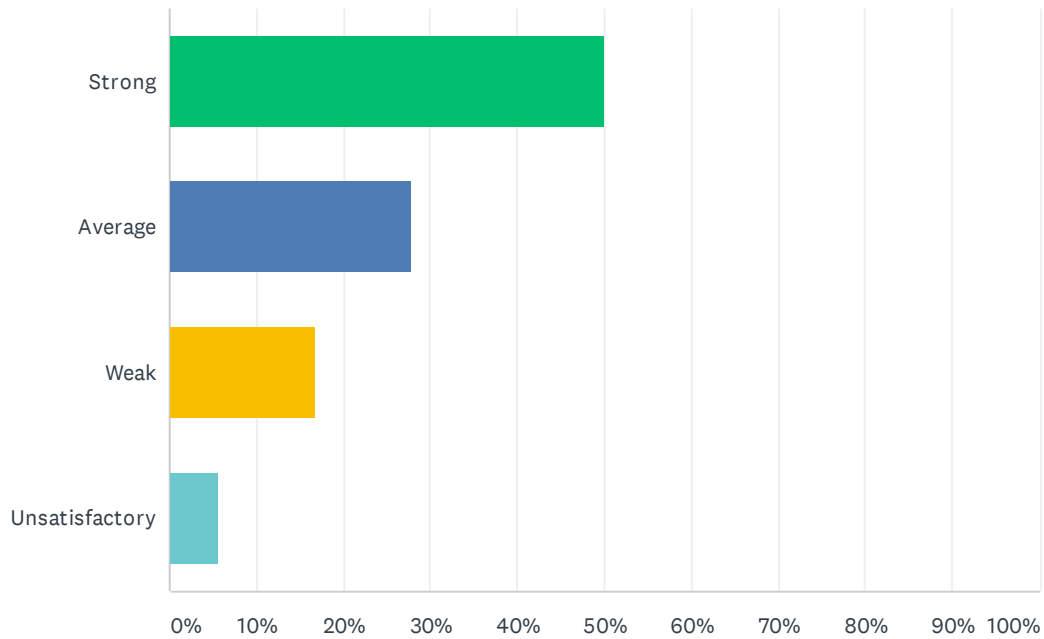
Answered: 18 Skipped: 0



ANSWER CHOICES	RESPONSES	
Strong	50.00%	9
Average	33.33%	6
Weak	16.67%	3
Unsatisfactory	0.00%	0
TOTAL		18

## Q8 Administration maintains open communication with staff, parents, and students.

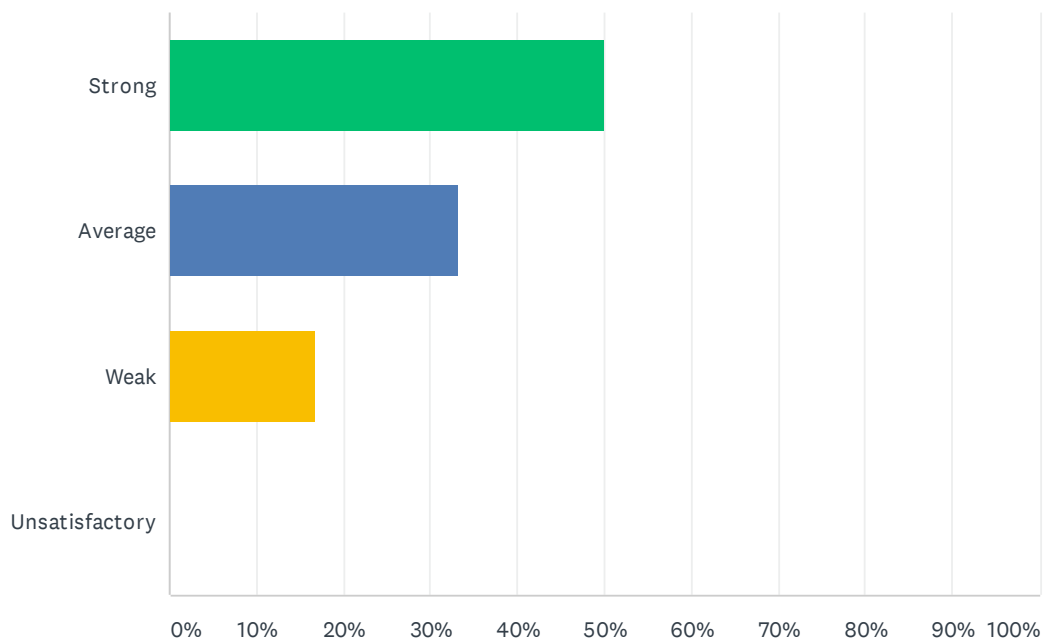
Answered: 18 Skipped: 0



ANSWER CHOICES	RESPONSES	
Strong	50.00%	9
Average	27.78%	5
Weak	16.67%	3
Unsatisfactory	5.56%	1
TOTAL		18

## Q9 Administration supports staff against attacks and criticism from parents.

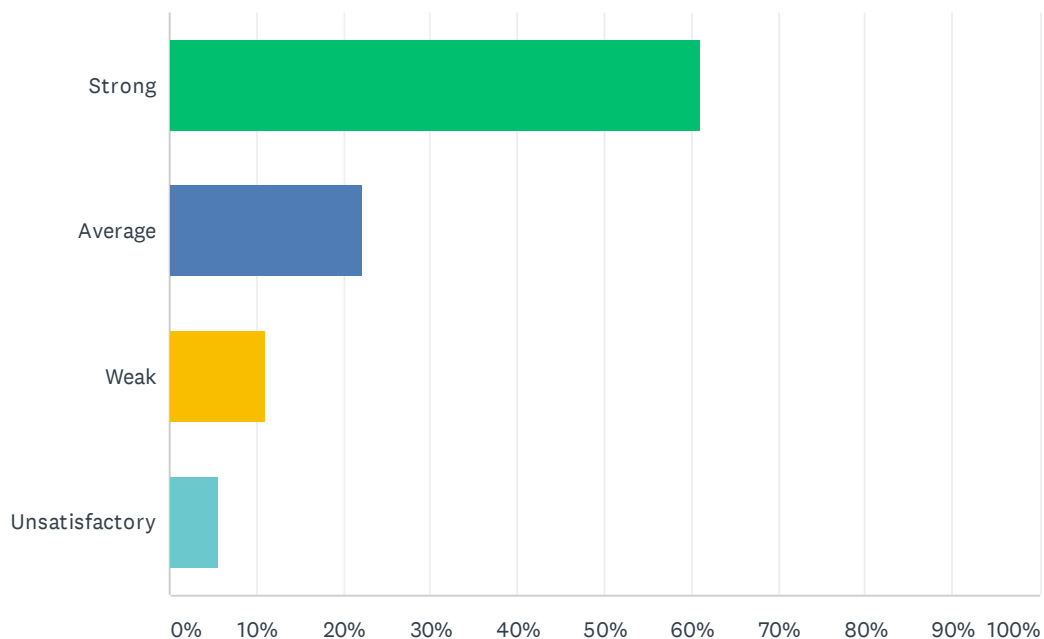
Answered: 18 Skipped: 0



ANSWER CHOICES	RESPONSES	
Strong	50.00%	9
Average	33.33%	6
Weak	16.67%	3
Unsatisfactory	0.00%	0
TOTAL		18

## Q10 Site administration treats all teachers equally; there is no preferential treatment.

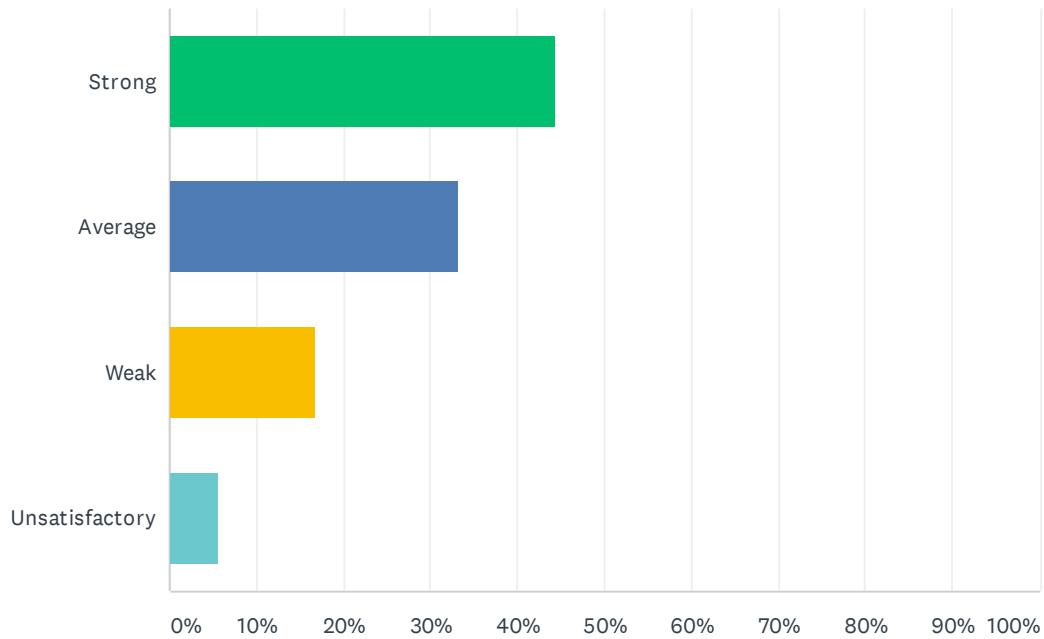
Answered: 18 Skipped: 0



ANSWER CHOICES	RESPONSES	
Strong	61.11%	11
Average	22.22%	4
Weak	11.11%	2
Unsatisfactory	5.56%	1
TOTAL		18

## Q11 Administration supports classroom discipline procedures and follows District discipline guidelines.

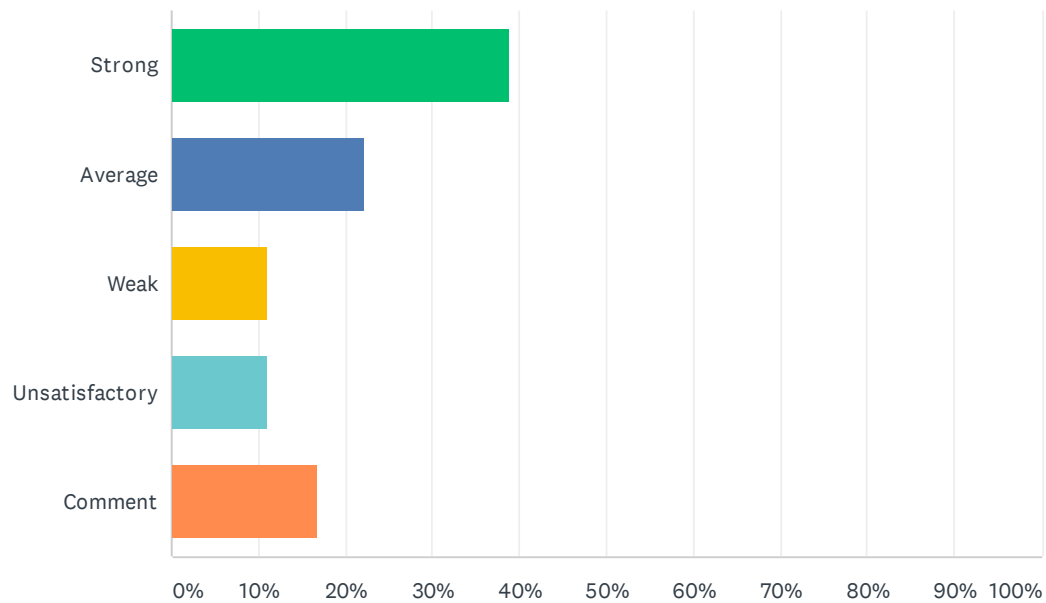
Answered: 18 Skipped: 0



ANSWER CHOICES	RESPONSES	
Strong	44.44%	8
Average	33.33%	6
Weak	16.67%	3
Unsatisfactory	5.56%	1
TOTAL		18

## Q12 Administration processes ODR's (Office Disciplinary Referrals) within 48 hours and supports staff when discipline moves beyond classroom managed behaviors.

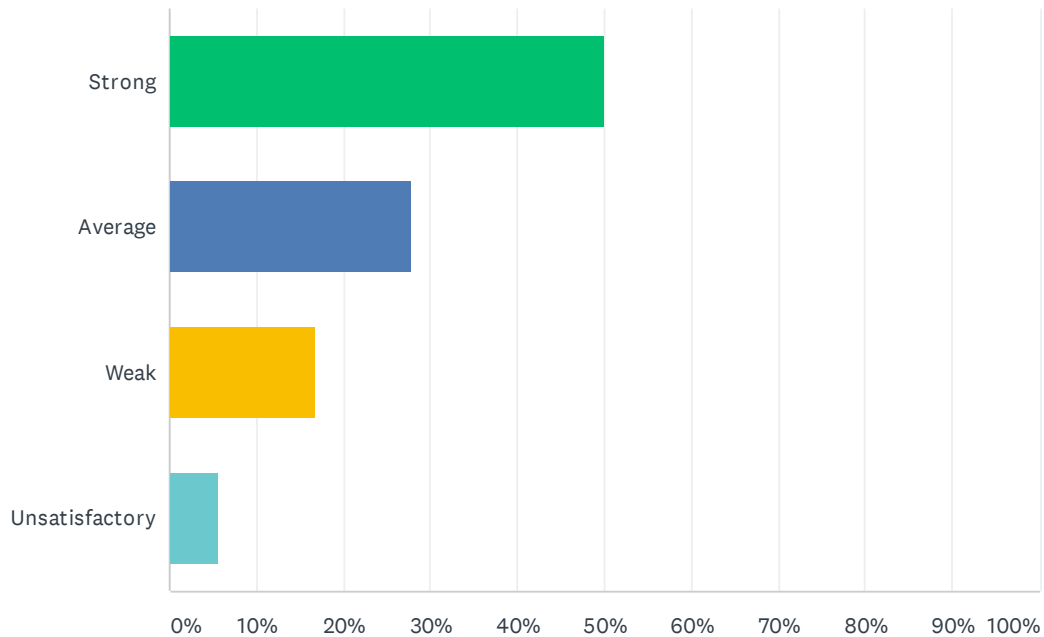
Answered: 18 Skipped: 0



ANSWER CHOICES	RESPONSES	
Strong	38.89%	7
Average	22.22%	4
Weak	11.11%	2
Unsatisfactory	11.11%	2
Comment	16.67%	3
TOTAL		18

### Q13 Administration treats teachers as professionals; the teacher's word is not disregarded in favor of the student's.

Answered: 18 Skipped: 0



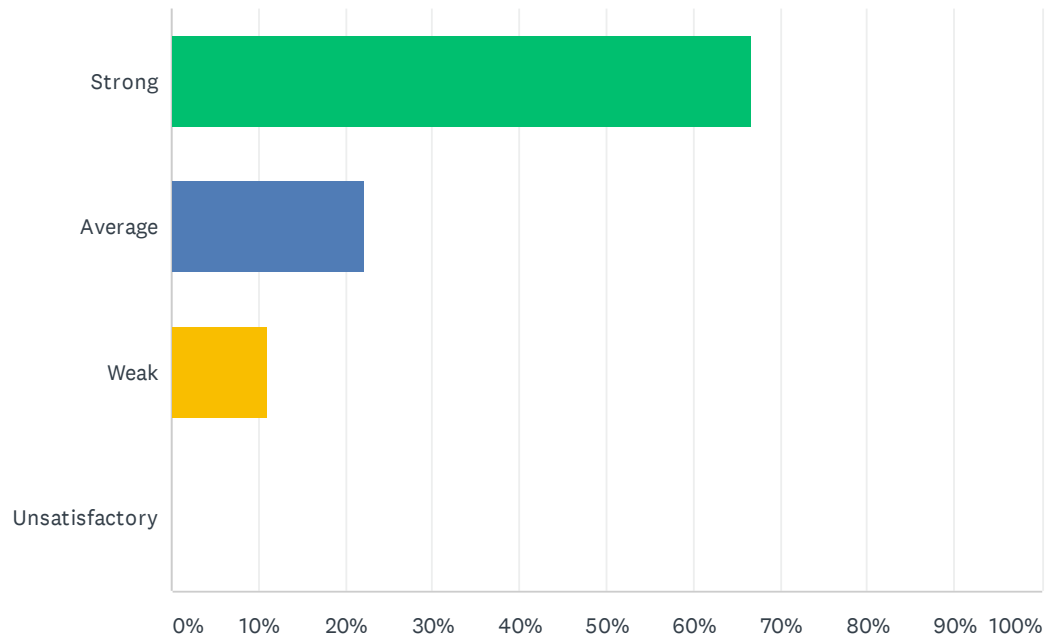
ANSWER CHOICES	RESPONSES	
Strong	50.00%	9
Average	27.78%	5
Weak	16.67%	3
Unsatisfactory	5.56%	1
TOTAL		18

**Q14 How do you feel that your administration positively/negatively impacts working conditions at your site?**

Answered: 13   Skipped: 5

## Q15 Site staff is involved in setting school policies and budgetary priorities.

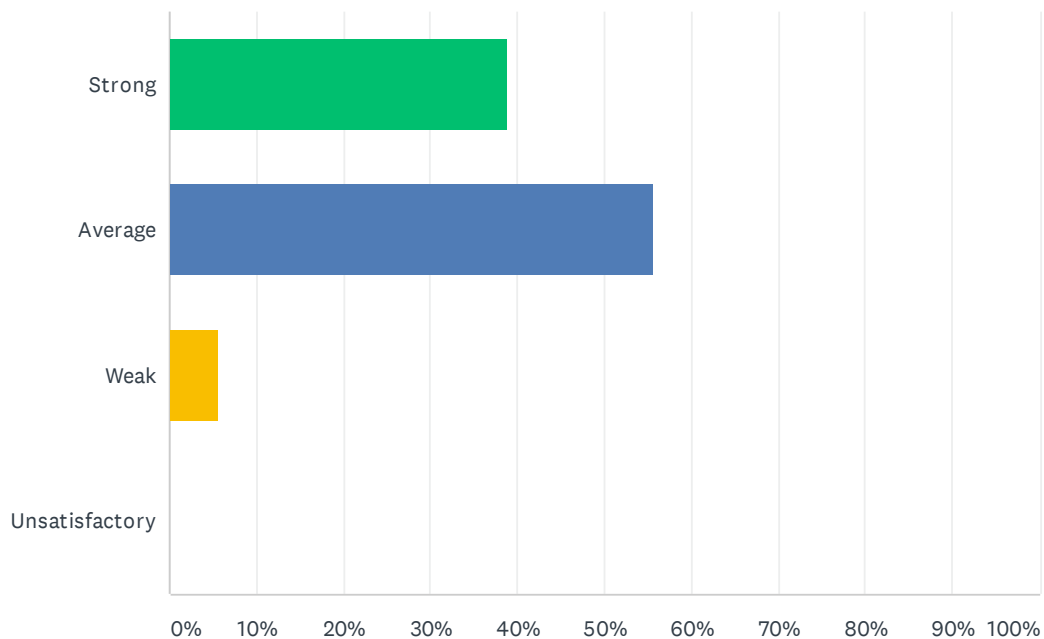
Answered: 18 Skipped: 0



ANSWER CHOICES	RESPONSES	
Strong	66.67%	12
Average	22.22%	4
Weak	11.11%	2
Unsatisfactory	0.00%	0
TOTAL		18

## Q16 Site meetings are productive and not excessive.

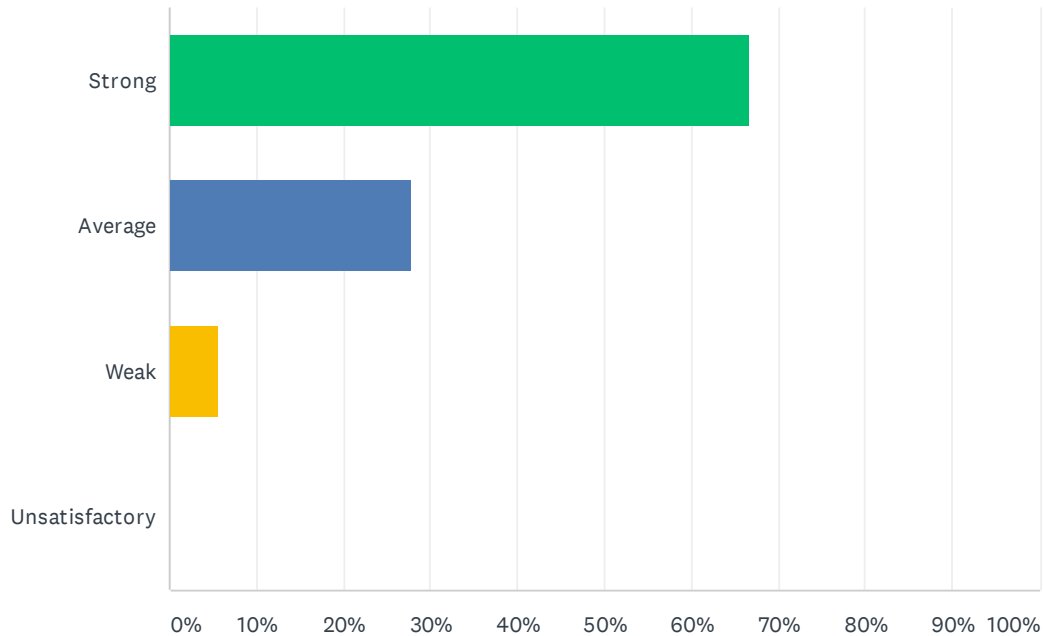
Answered: 18 Skipped: 0



ANSWER CHOICES	RESPONSES	
Strong	38.89%	7
Average	55.56%	10
Weak	5.56%	1
Unsatisfactory	0.00%	0
TOTAL		18

**Q17 Bank days are used for PLC activities; Site administration uses two Bank Days a month and staff gets uninterrupted planning/preparation time twice a month during Bank Days.**

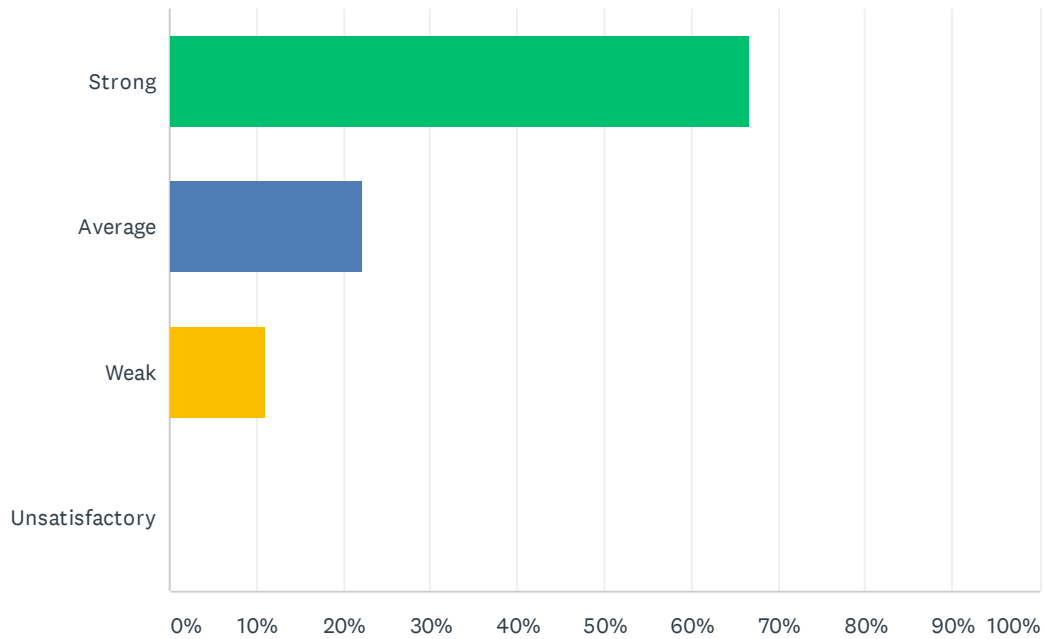
Answered: 18 Skipped: 0



ANSWER CHOICES	RESPONSES	
Strong	66.67%	12
Average	27.78%	5
Weak	5.56%	1
Unsatisfactory	0.00%	0
TOTAL		18

## Q18 My site receives daily consecutive uninterrupted planning/preparation time. (30 minutes / 40 minutes)

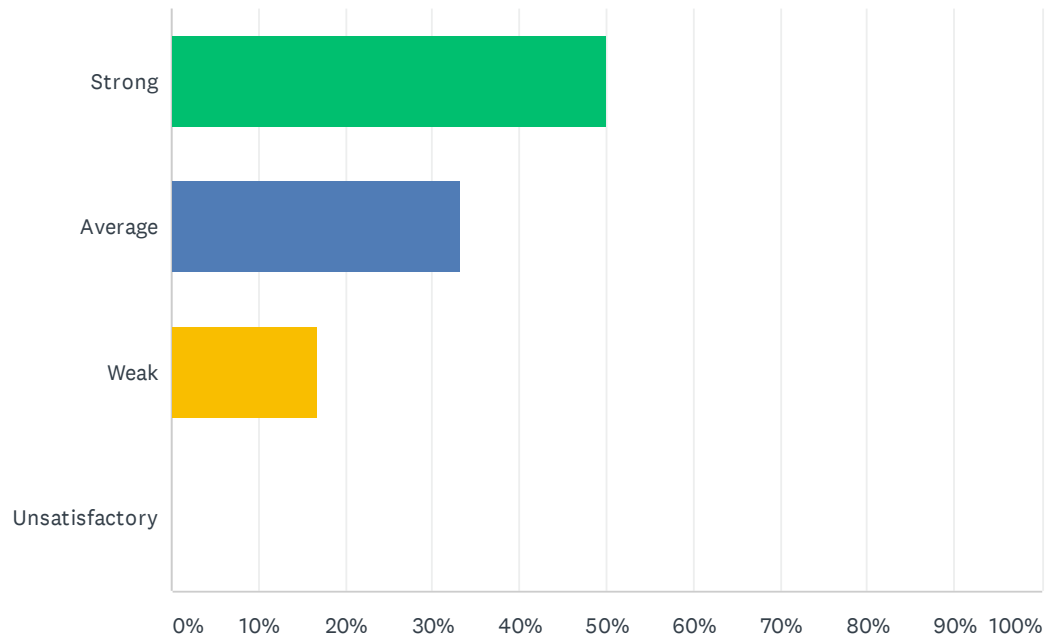
Answered: 18 Skipped: 0



ANSWER CHOICES	RESPONSES	
Strong	66.67%	12
Average	22.22%	4
Weak	11.11%	2
Unsatisfactory	0.00%	0
TOTAL		18

## Q19 Staff is given time to input district required data (ie. Benchmarks, Dibels, CFAs, Report Card, and etc).

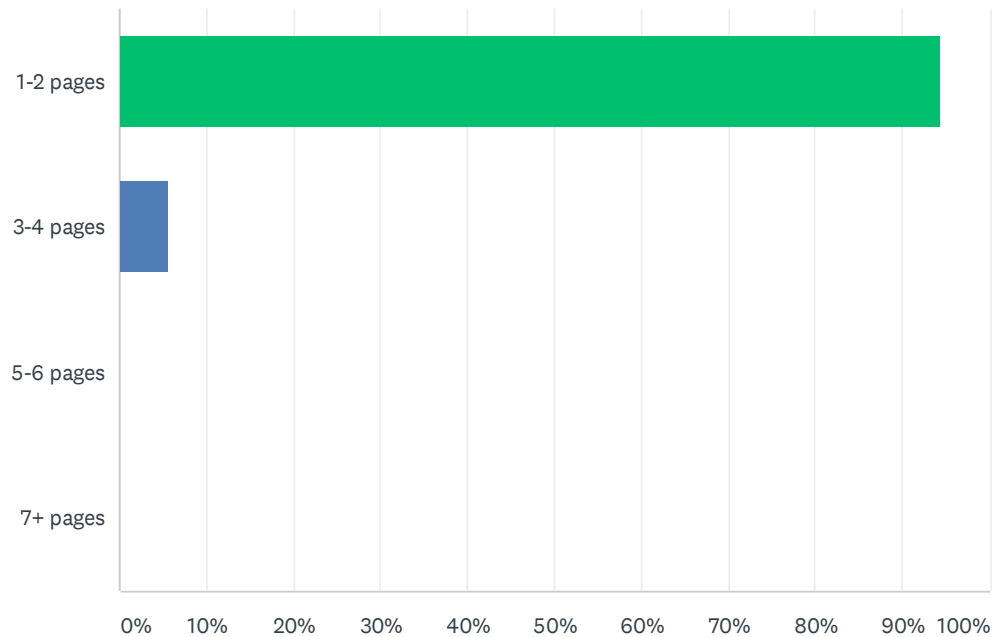
Answered: 18 Skipped: 0



ANSWER CHOICES	RESPONSES	
Strong	50.00%	9
Average	33.33%	6
Weak	16.67%	3
Unsatisfactory	0.00%	0
TOTAL		18

## Q20 Teachers are required to submit complete, but not excessively lengthy lesson plans.

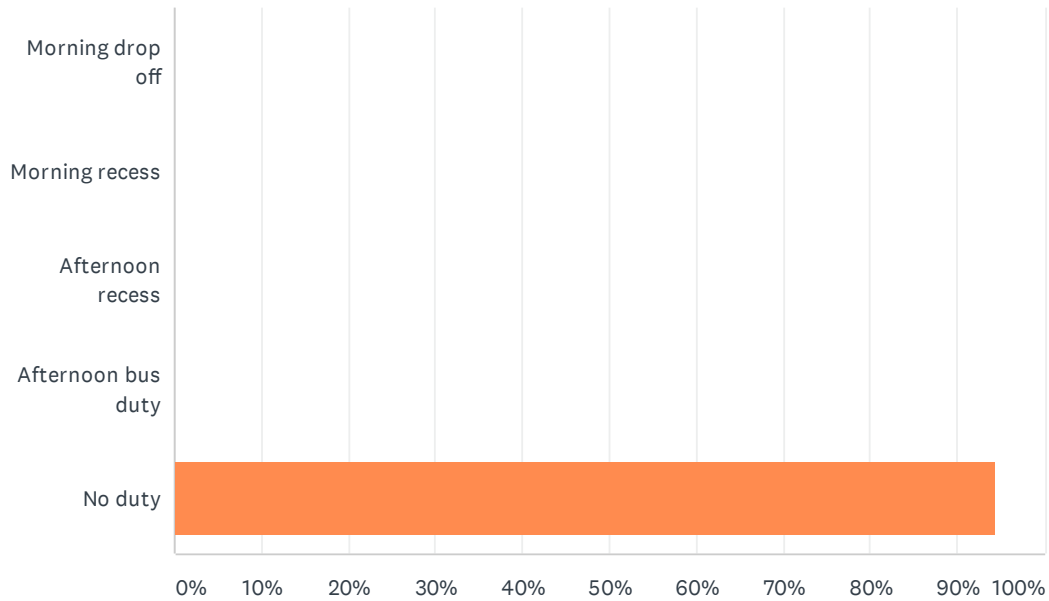
Answered: 18 Skipped: 0



ANSWER CHOICES	RESPONSES	
1-2 pages	94.44%	17
3-4 pages	5.56%	1
5-6 pages	0.00%	0
7+ pages	0.00%	0
TOTAL		18

## Q21 Staff has recess and/or bus duty.

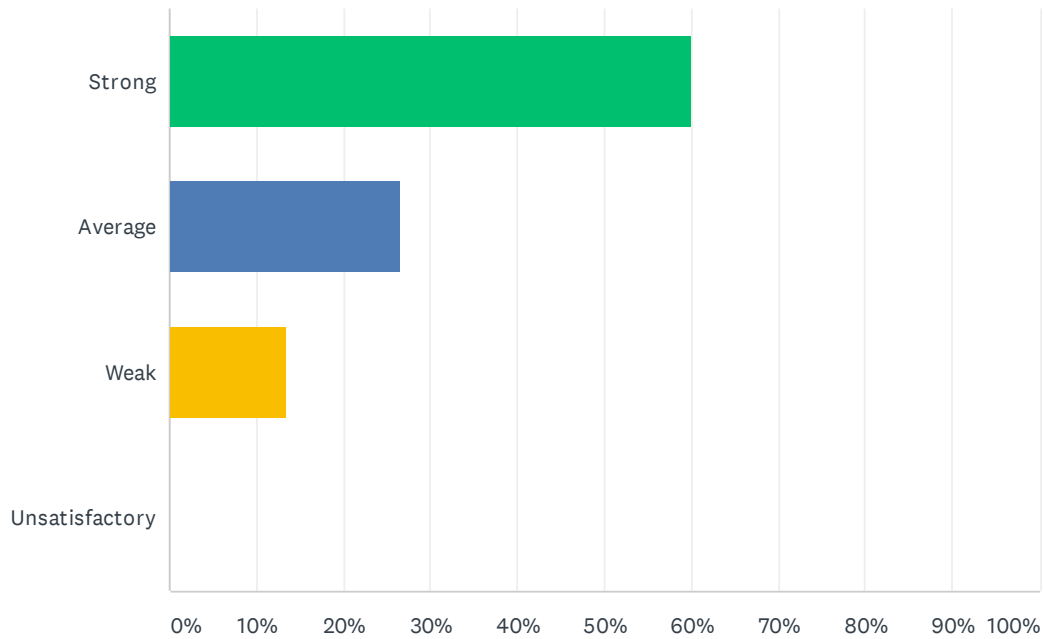
Answered: 18 Skipped: 0



ANSWER CHOICES	RESPONSES	
Morning drop off	0.00%	0
Morning recess	0.00%	0
Afternoon recess	0.00%	0
Afternoon bus duty	0.00%	0
No duty	94.44%	17
Total Respondents: 18		

## Q22 The Special Education Department is assisting you with your questions, problems, and concerns.

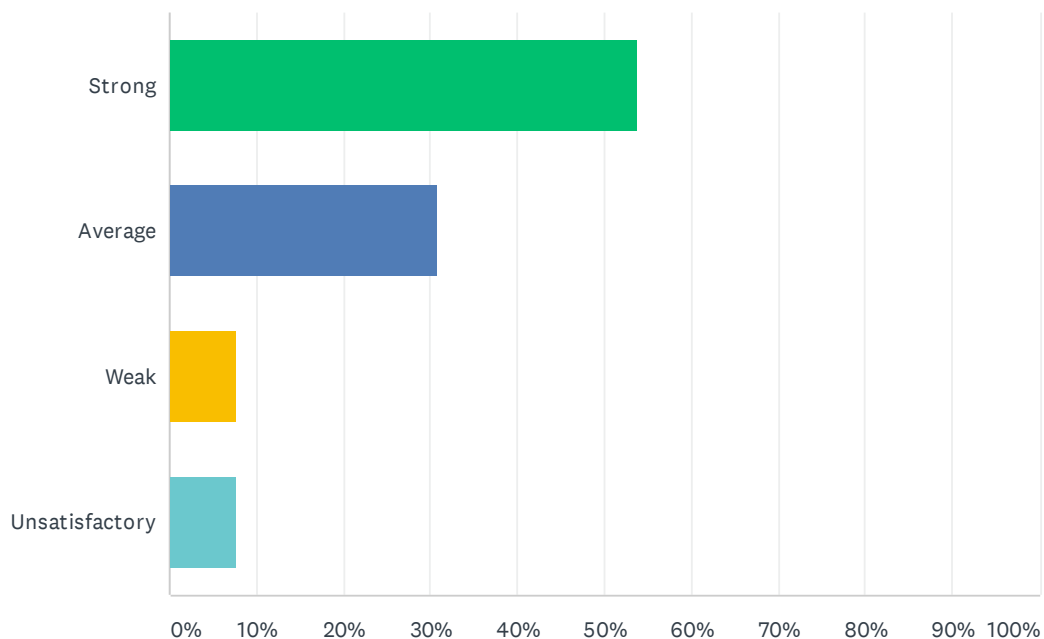
Answered: 15 Skipped: 3



ANSWER CHOICES	RESPONSES	
Strong	60.00%	9
Average	26.67%	4
Weak	13.33%	2
Unsatisfactory	0.00%	0
TOTAL		15

## Q23 Special Education class size is balanced within each program to ensure student safety and individualized instruction.

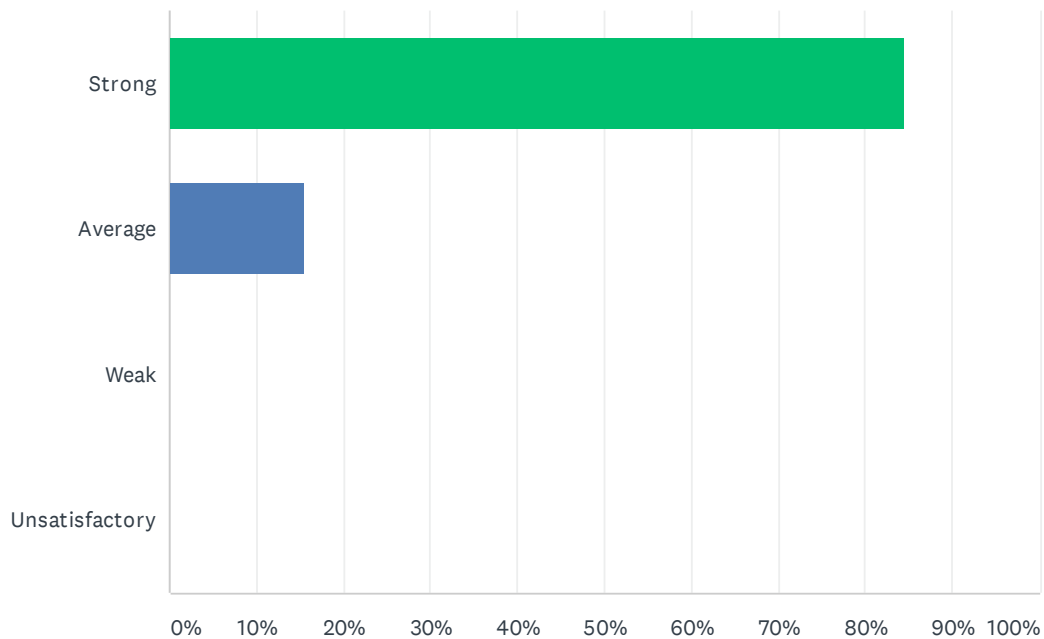
Answered: 13   Skipped: 5



ANSWER CHOICES	RESPONSES	
Strong	53.85%	7
Average	30.77%	4
Weak	7.69%	1
Unsatisfactory	7.69%	1
TOTAL		13

## Q24 Special education teachers have opportunities to participate in school-based, content area staff development.

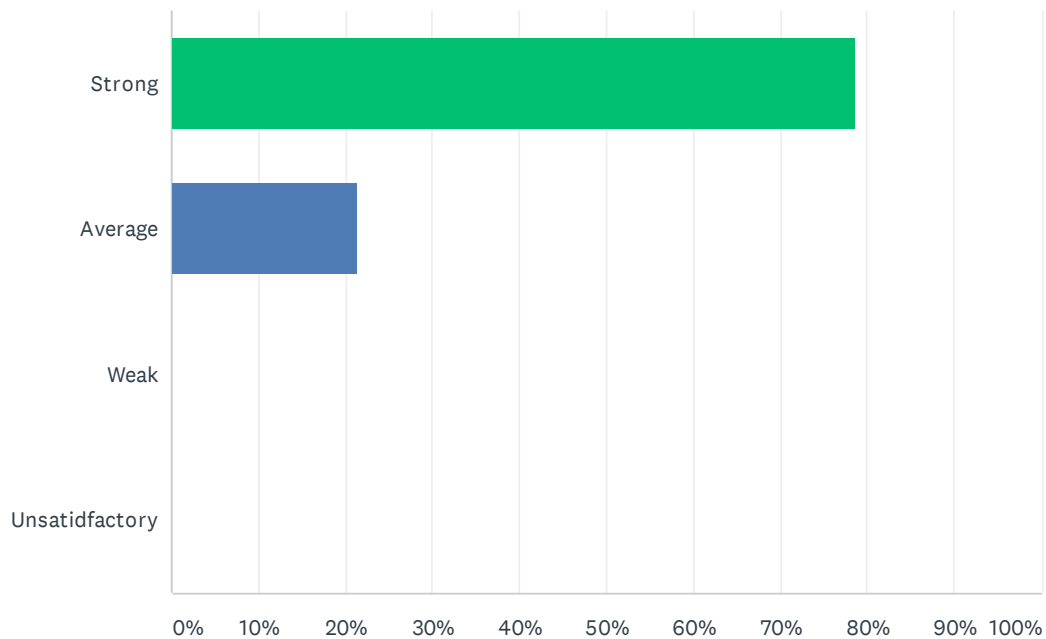
Answered: 13 Skipped: 5



ANSWER CHOICES	RESPONSES	
Strong	84.62%	11
Average	15.38%	2
Weak	0.00%	0
Unsatisfactory	0.00%	0
TOTAL		13

## Q25 Special education teachers have needed access to ALL instructional resources provided to the general education teachers.

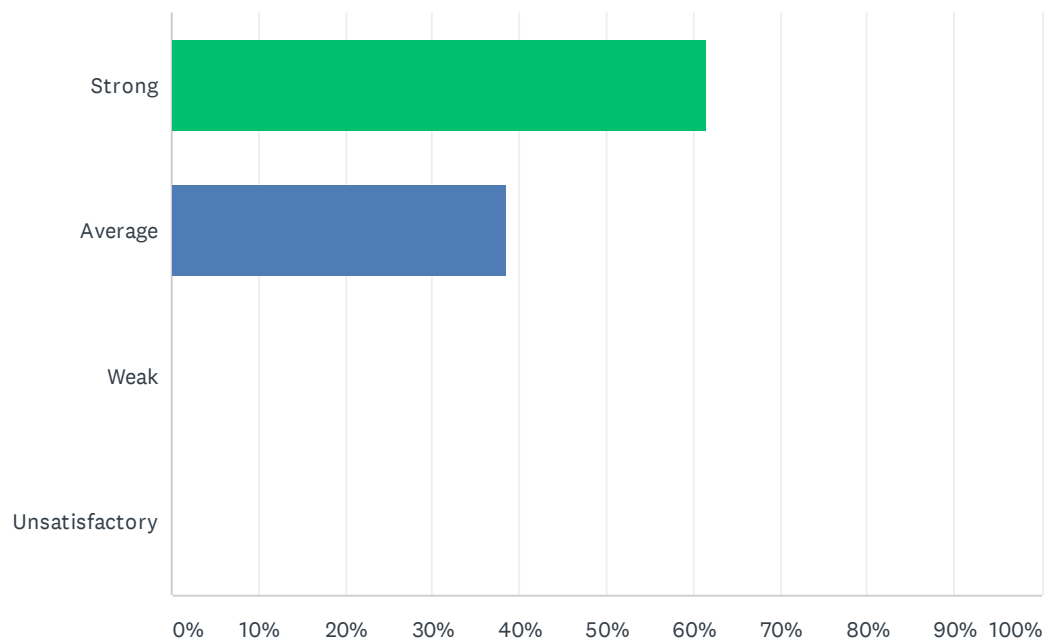
Answered: 14 Skipped: 4



ANSWER CHOICES	RESPONSES	
Strong	78.57%	11
Average	21.43%	3
Weak	0.00%	0
Unsatisfactory	0.00%	0
TOTAL		14

## Q26 Special education teachers are adequately trained in the administration of state assessments and District IEP's.

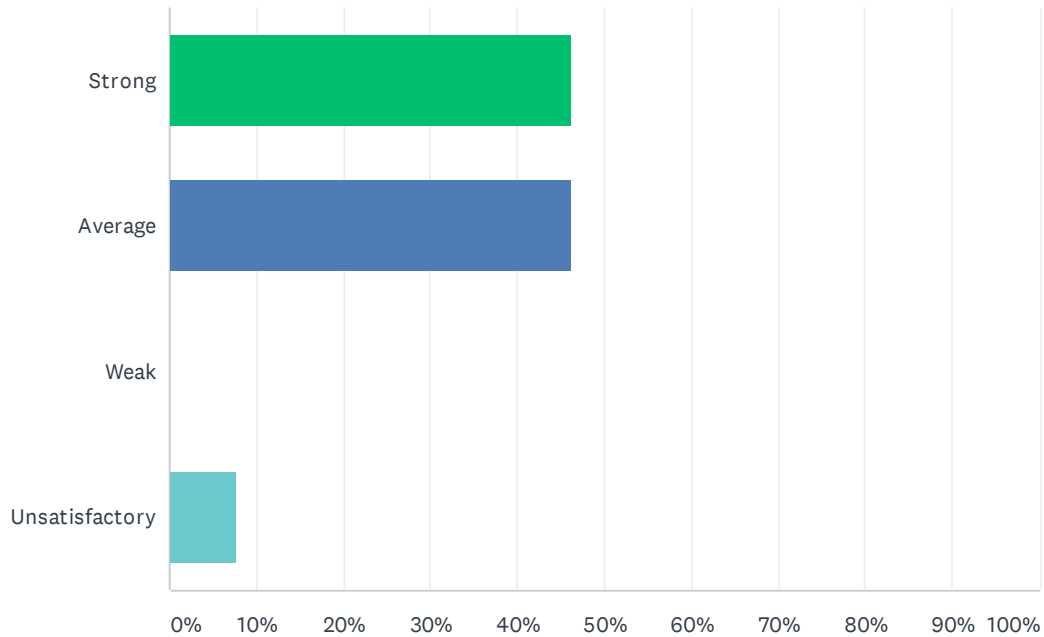
Answered: 13 Skipped: 5



ANSWER CHOICES	RESPONSES	
Strong	61.54%	8
Average	38.46%	5
Weak	0.00%	0
Unsatisfactory	0.00%	0
<b>TOTAL</b>		<b>13</b>

## Q27 The site principal is accessible to discuss special education issues.

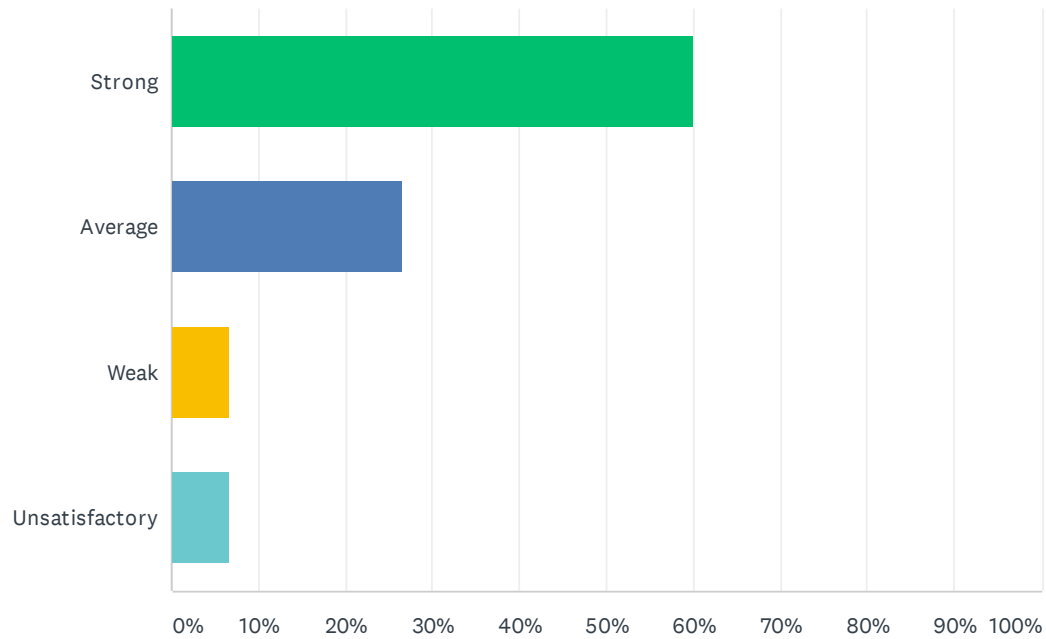
Answered: 13 Skipped: 5



ANSWER CHOICES	RESPONSES	
Strong	46.15%	6
Average	46.15%	6
Weak	0.00%	0
Unsatisfactory	7.69%	1
<b>TOTAL</b>		<b>13</b>

## Q28 The site principal promotes equal opportunities for all students to learn.

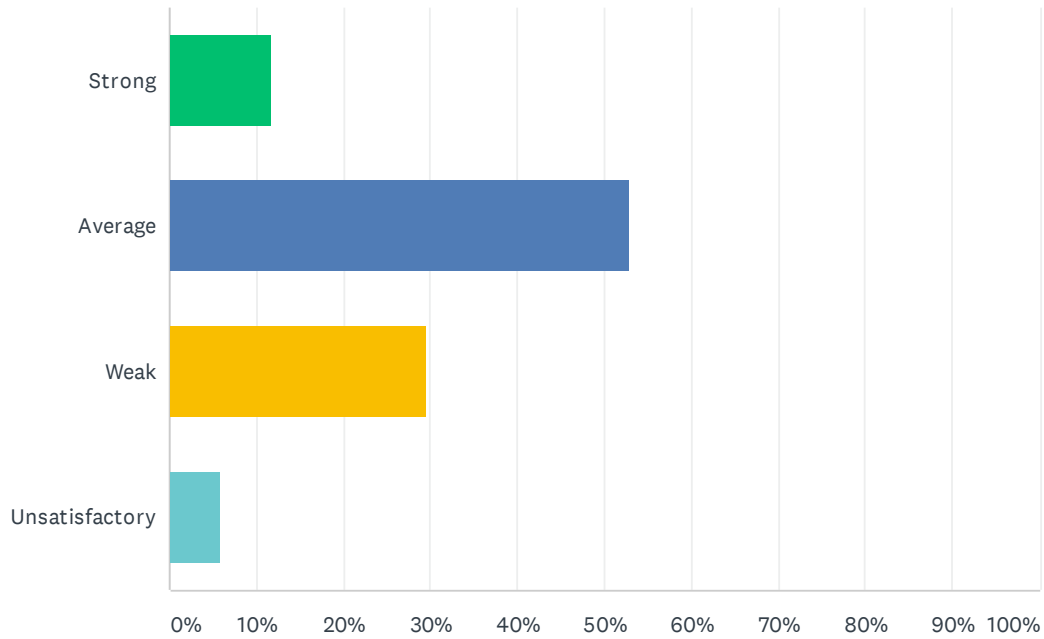
Answered: 15 Skipped: 3



ANSWER CHOICES	RESPONSES	
Strong	60.00%	9
Average	26.67%	4
Weak	6.67%	1
Unsatisfactory	6.67%	1
TOTAL		15

## Q29 PBIS is used effectively and is improving behavior.

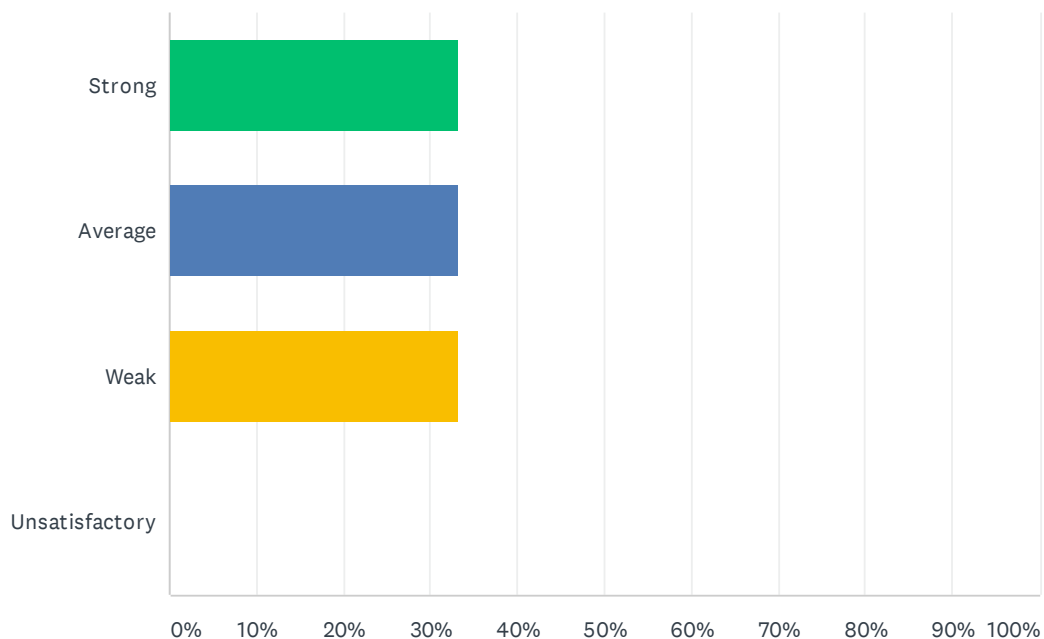
Answered: 17   Skipped: 1



ANSWER CHOICES	RESPONSES	
Strong	11.76%	2
Average	52.94%	9
Weak	29.41%	5
Unsatisfactory	5.88%	1
TOTAL		17

## Q30 PBIS and Behavior Intervention Specialists are creating a safer environment at my site.

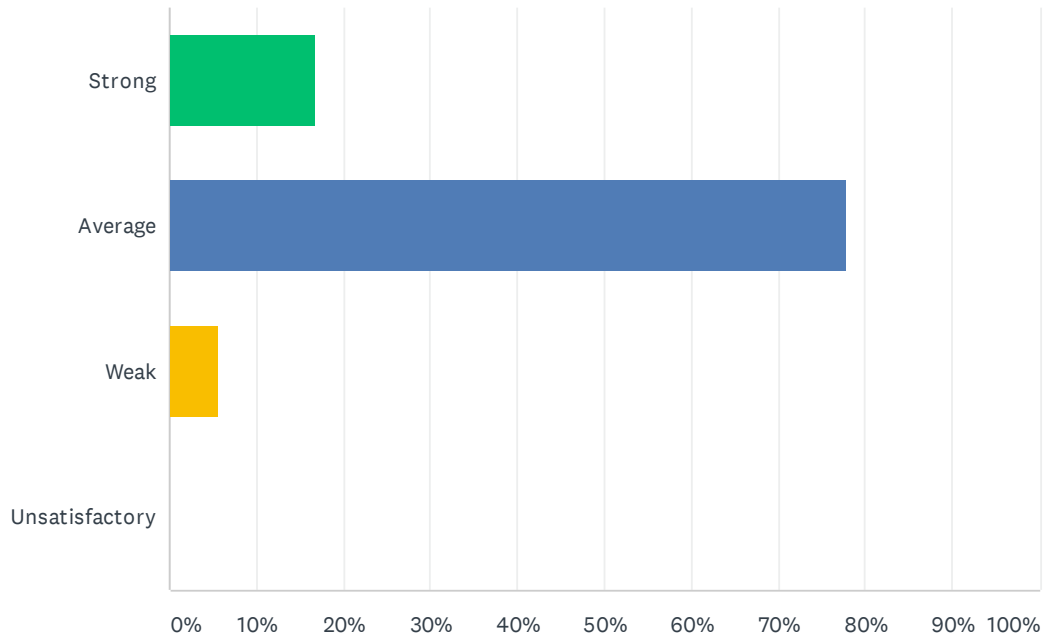
Answered: 18 Skipped: 0



ANSWER CHOICES	RESPONSES	
Strong	33.33%	6
Average	33.33%	6
Weak	33.33%	6
Unsatisfactory	0.00%	0
<b>TOTAL</b>		<b>18</b>

## Q31 Staff and students feel safe at my site.

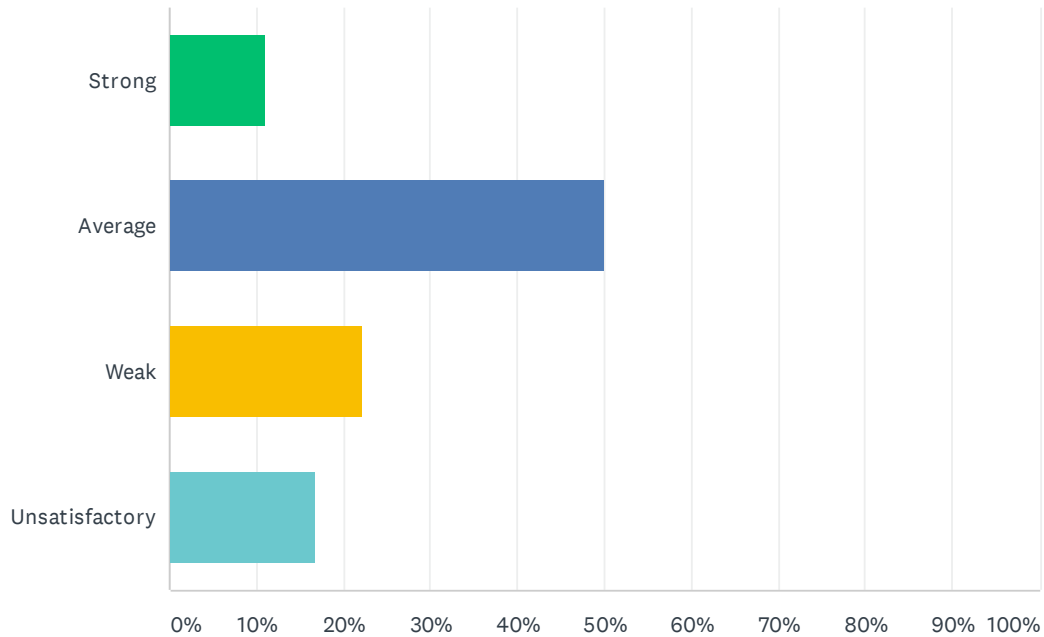
Answered: 18 Skipped: 0



ANSWER CHOICES	RESPONSES	
Strong	16.67%	3
Average	77.78%	14
Weak	5.56%	1
Unsatisfactory	0.00%	0
TOTAL		18

## Q32 Discipline is improving at my site and not interfering with learning.

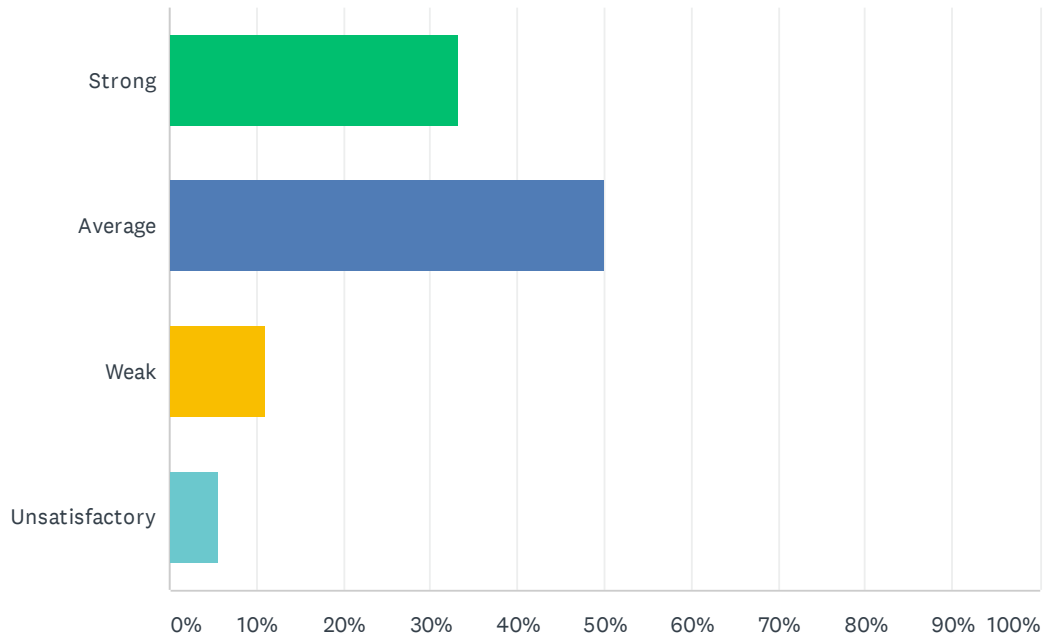
Answered: 18 Skipped: 0



ANSWER CHOICES	RESPONSES	
Strong	11.11%	2
Average	50.00%	9
Weak	22.22%	4
Unsatisfactory	16.67%	3
TOTAL		18

### Q33 Positive referrals are an effective tool in improving discipline.

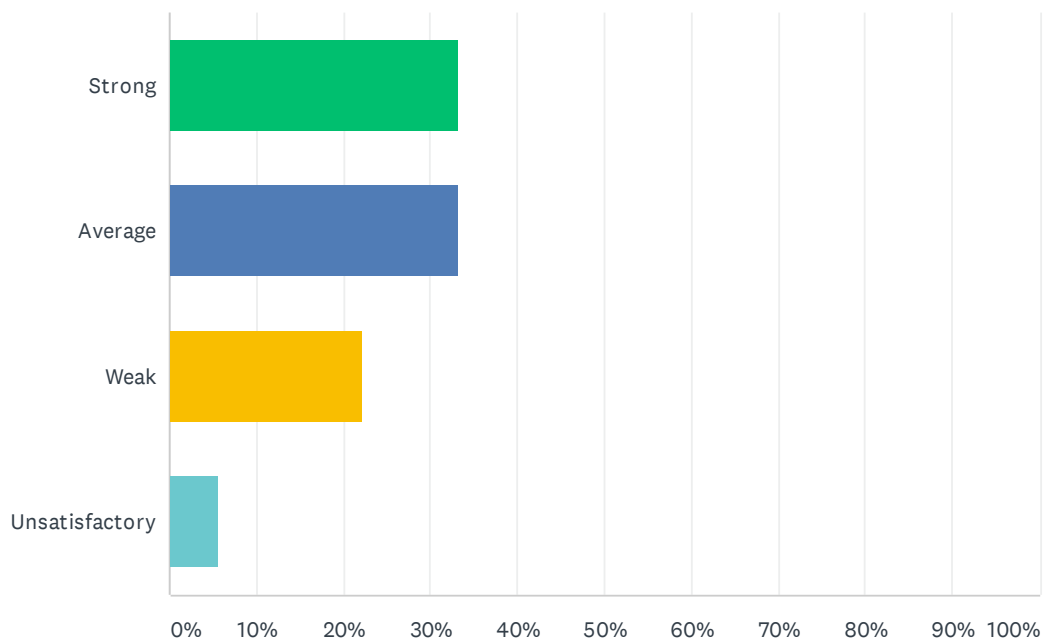
Answered: 18 Skipped: 0



ANSWER CHOICES	RESPONSES	
Strong	33.33%	6
Average	50.00%	9
Weak	11.11%	2
Unsatisfactory	5.56%	1
TOTAL		18

### Q34 When ODR's (office disciplinary referral) are written the teacher's word is valued and trusted.

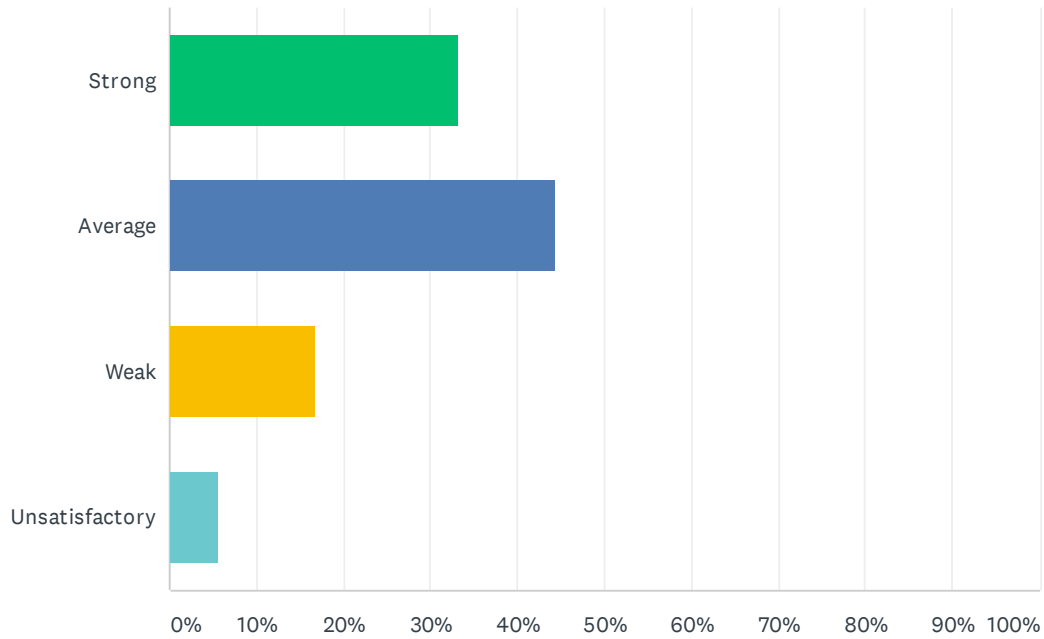
Answered: 18 Skipped: 0



ANSWER CHOICES	RESPONSES	
Strong	33.33%	6
Average	33.33%	6
Weak	22.22%	4
Unsatisfactory	5.56%	1
TOTAL		18

## Q35 My site has a positive atmosphere.

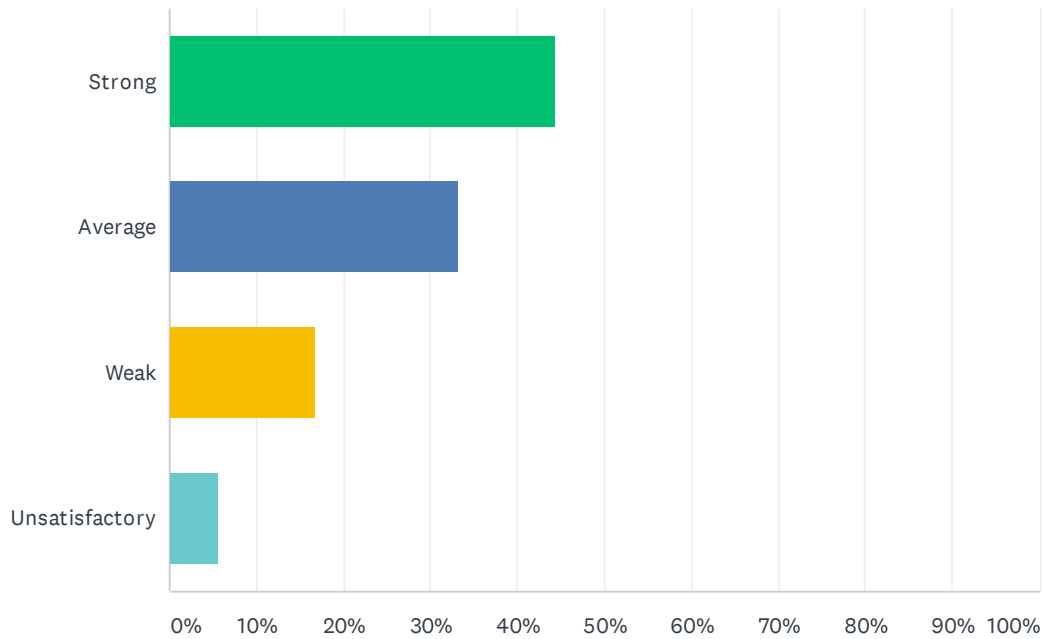
Answered: 18 Skipped: 0



ANSWER CHOICES	RESPONSES	
Strong	33.33%	6
Average	44.44%	8
Weak	16.67%	3
Unsatisfactory	5.56%	1
TOTAL		18

### Q36 I would recommend my site to other employees and prospective teachers.

Answered: 18 Skipped: 0



ANSWER CHOICES	RESPONSES	
Strong	44.44%	8
Average	33.33%	6
Weak	16.67%	3
Unsatisfactory	5.56%	1
TOTAL		18

Q1 School Site (If you work at multiple sites choose your home site OR complete a survey for each site at which you spend significant time.)

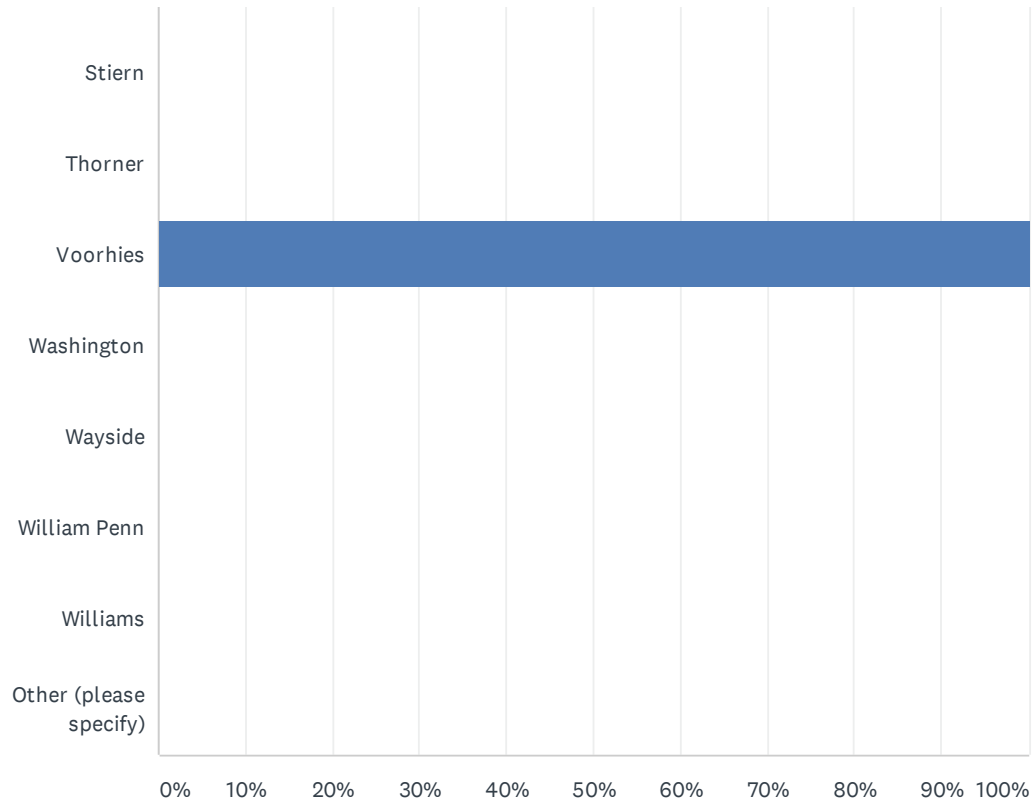
Answered: 17      Skipped: 0

Casa Loma									
Cato									
Chavez									
Chipman									
College Hts									
Compton									
Curran									
Downtown									
Ed Center									
Eissler									
Emerson									
Evergreen									
Fletcher									
Frank West									
Franklin									
Fremont									
Garza									
Harding									

## 2019-2020 BETA Administration/Site Climate Survey

Harris										
Horace Mann										
Hort										
Jefferson										
Longfellow										
McKinley										
Mt.Vernon										
Munsey										
Nichols										
Noble										
Nurses										
Owens Intermediate										
Owens Primary										
Pauly										
Pioneer										
Rafer Johnson										
Roosevelt										
Sequoia										
Sierra										
Special Ed Office										
Stella Hills										

## 2019-2020 BETA Administration/Site Climate Survey



# 2019-2020 BETA Administration/Site Climate Survey

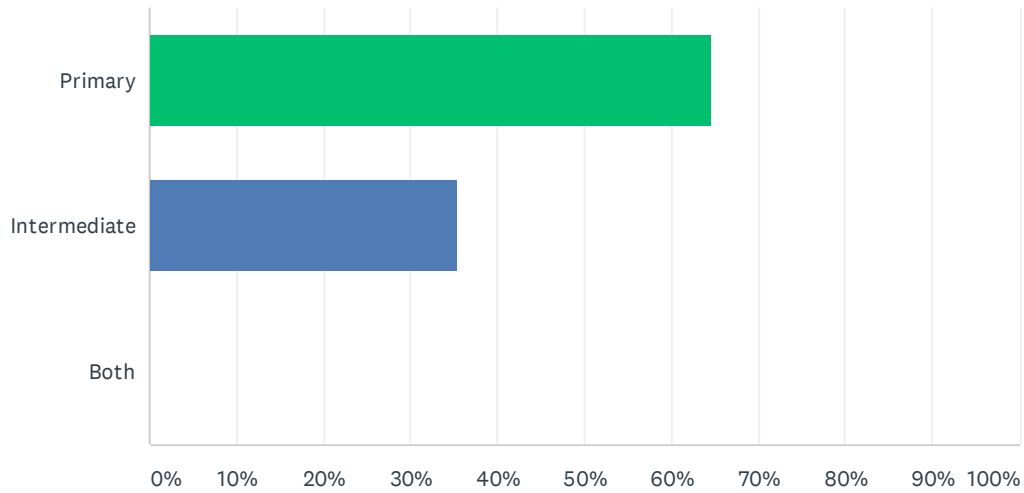
ANSWER CHOICES	RESPONSES	
Casa Loma	0.00%	0
Cato	0.00%	0
Chavez	0.00%	0
Chipman	0.00%	0
College Hts	0.00%	0
Compton	0.00%	0
Curran	0.00%	0
Downtown	0.00%	0
Ed Center	0.00%	0
Eissler	0.00%	0
Emerson	0.00%	0
Evergreen	0.00%	0
Fletcher	0.00%	0
Frank West	0.00%	0
Franklin	0.00%	0
Fremont	0.00%	0
Garza	0.00%	0
Harding	0.00%	0
Harris	0.00%	0
Horace Mann	0.00%	0
Hort	0.00%	0
Jefferson	0.00%	0
Longfellow	0.00%	0
McKinley	0.00%	0
Mt.Vernon	0.00%	0
Munsey	0.00%	0
Nichols	0.00%	0
Noble	0.00%	0
Nurses	0.00%	0
Owens Intermediate	0.00%	0
Owens Primary	0.00%	0
Pauly	0.00%	0

## 2019-2020 BETA Administration/Site Climate Survey

Pioneer	0.00%	0
Rafer Johnson	0.00%	0
Roosevelt	0.00%	0
Sequoia	0.00%	0
Sierra	0.00%	0
Special Ed Office	0.00%	0
Stella Hills	0.00%	0
Stiern	0.00%	0
Thorner	0.00%	0
Voorhies	100.00%	17
Washington	0.00%	0
Wayside	0.00%	0
William Penn	0.00%	0
Williams	0.00%	0
Other (please specify)	0.00%	0
Total Respondents: 17		

## Q2 Instructional Grade Level or Support Services

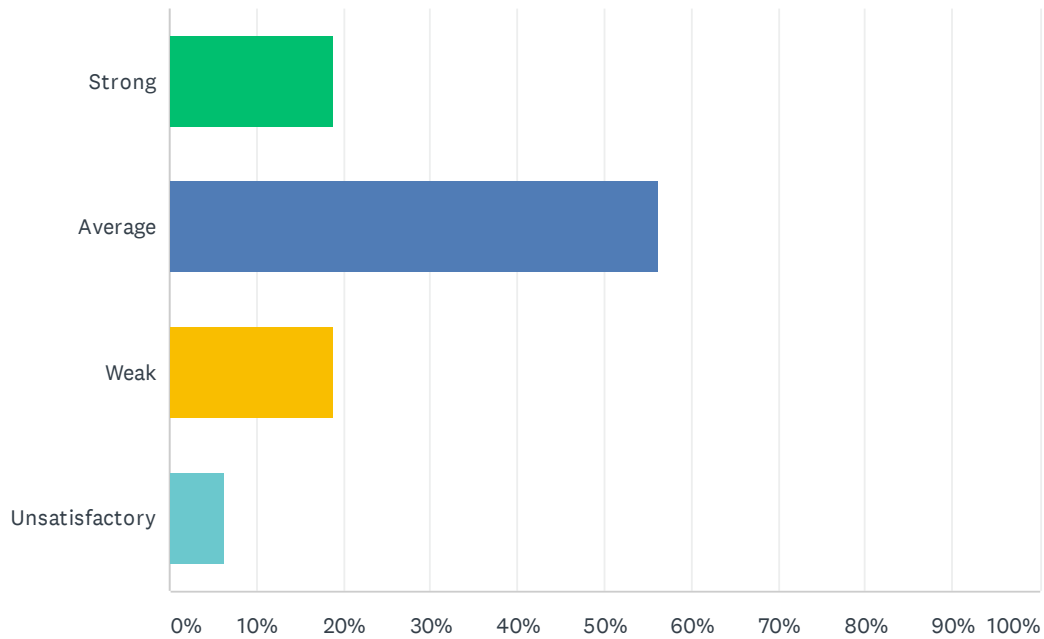
Answered: 17 Skipped: 0



ANSWER CHOICES	RESPONSES	
Primary	64.71%	11
Intermediate	35.29%	6
Both	0.00%	0
TOTAL		17

### Q3 Site administration is sensitive to the needs of students, staff, and community.

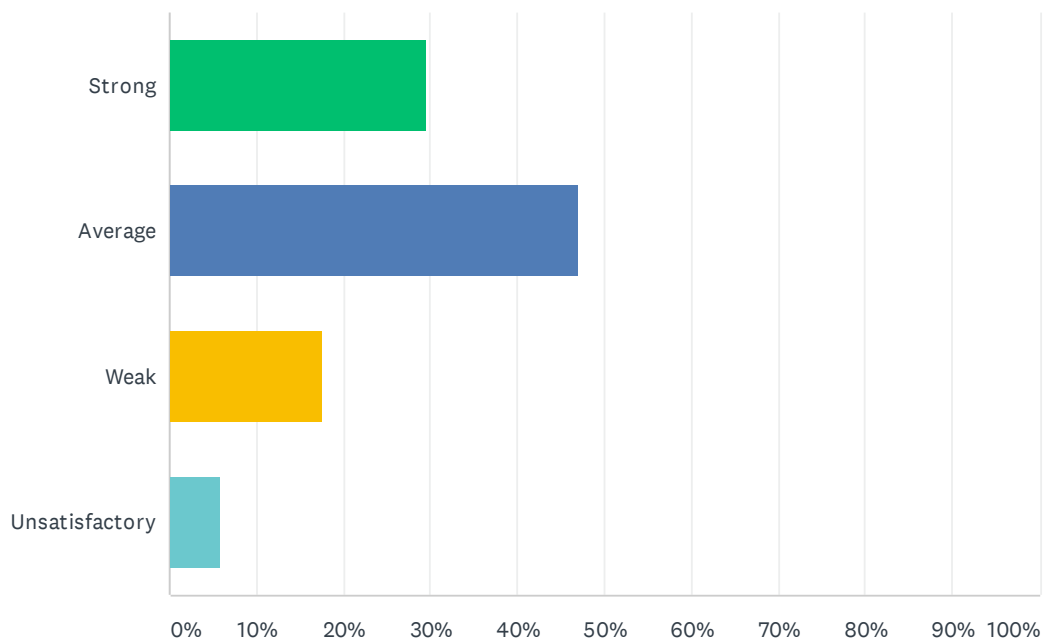
Answered: 16 Skipped: 1



ANSWER CHOICES	RESPONSES	
Strong	18.75%	3
Average	56.25%	9
Weak	18.75%	3
Unsatisfactory	6.25%	1
TOTAL		16

## Q4 Site administration treats staff with respect; you feel like a valued member of a team

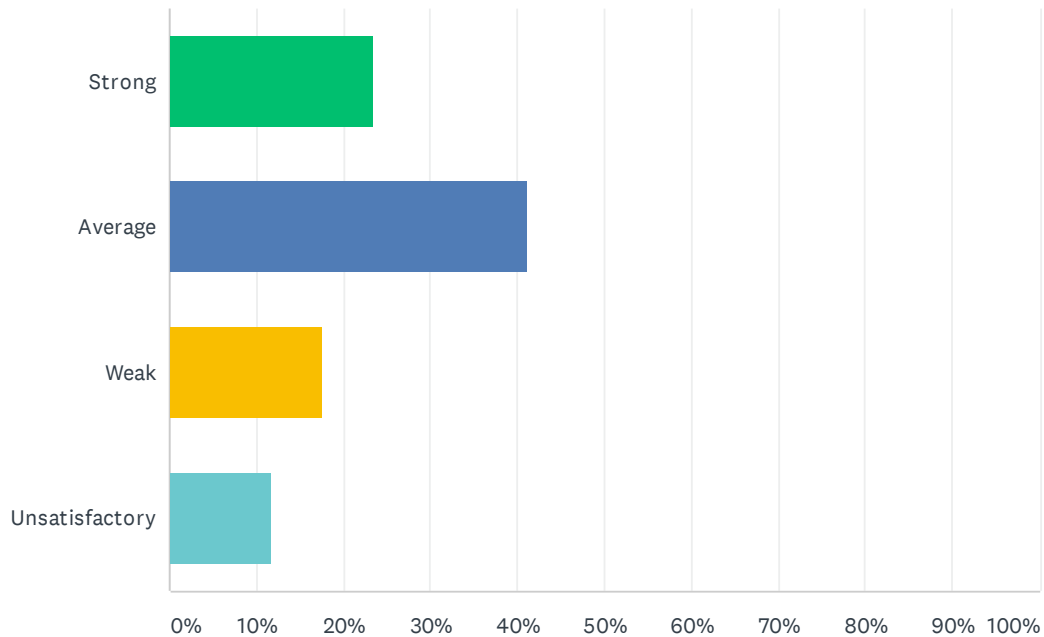
Answered: 17 Skipped: 0



ANSWER CHOICES	RESPONSES	
Strong	29.41%	5
Average	47.06%	8
Weak	17.65%	3
Unsatisfactory	5.88%	1
TOTAL		17

## Q5 Site administration conducts classroom visits (walk-through) in least the disruptive manner and leaves timely feedback (within 24 hours).

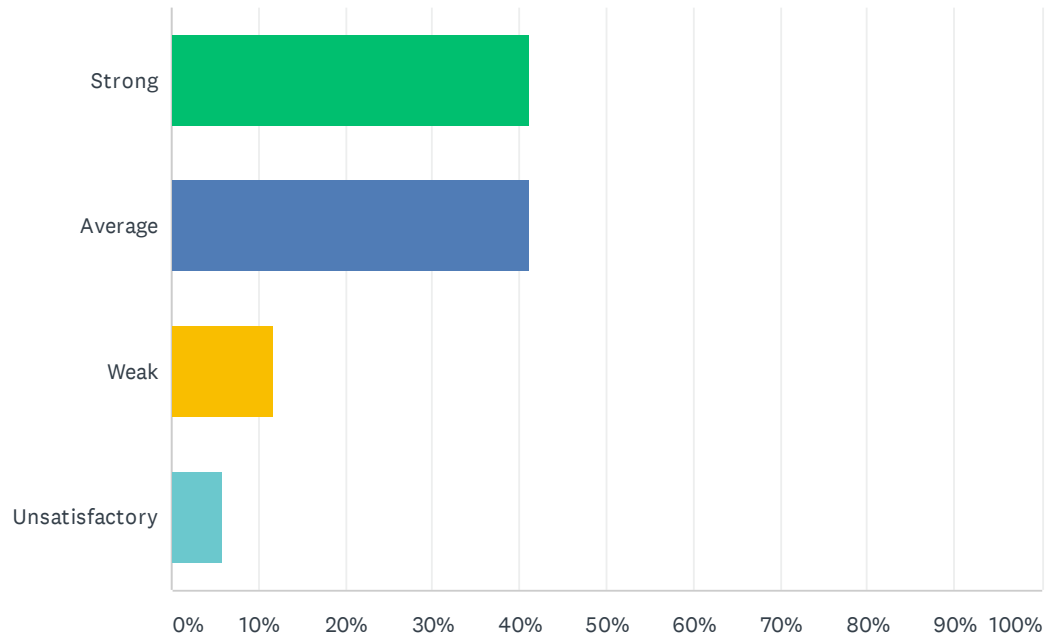
Answered: 17 Skipped: 0



ANSWER CHOICES	RESPONSES	
Strong	23.53%	4
Average	41.18%	7
Weak	17.65%	3
Unsatisfactory	11.76%	2
TOTAL		17

## Q6 Site administration follows the contract and respects personal rights.

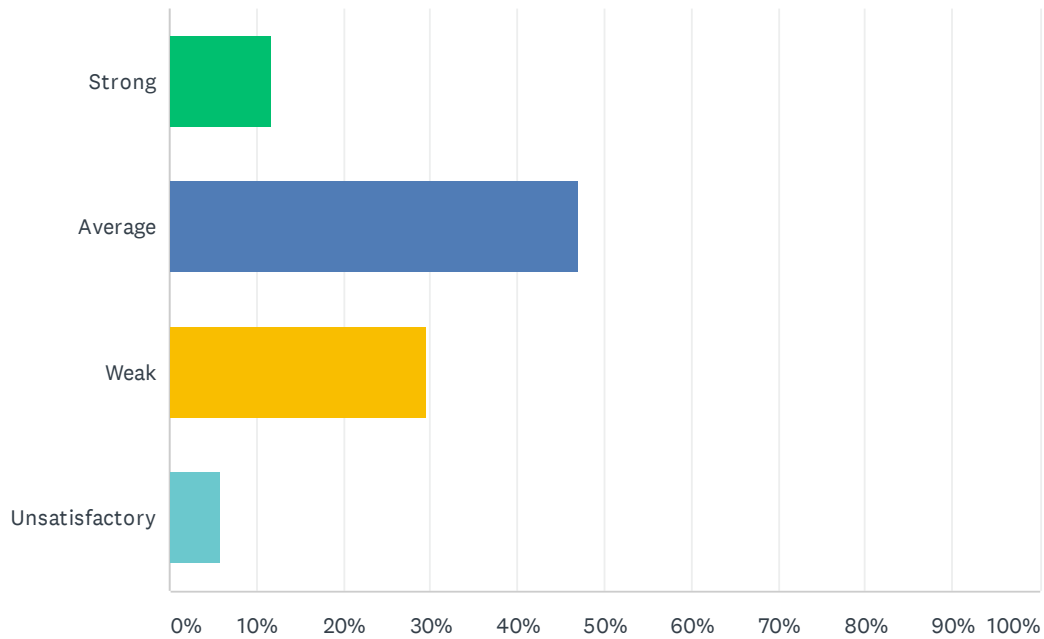
Answered: 17   Skipped: 0



ANSWER CHOICES	RESPONSES	
Strong	41.18%	7
Average	41.18%	7
Weak	11.76%	2
Unsatisfactory	5.88%	1
TOTAL		17

## Q7 Administration utilizes staff according to their job description (ie. Coaches, APL's, Specialists & Staff).

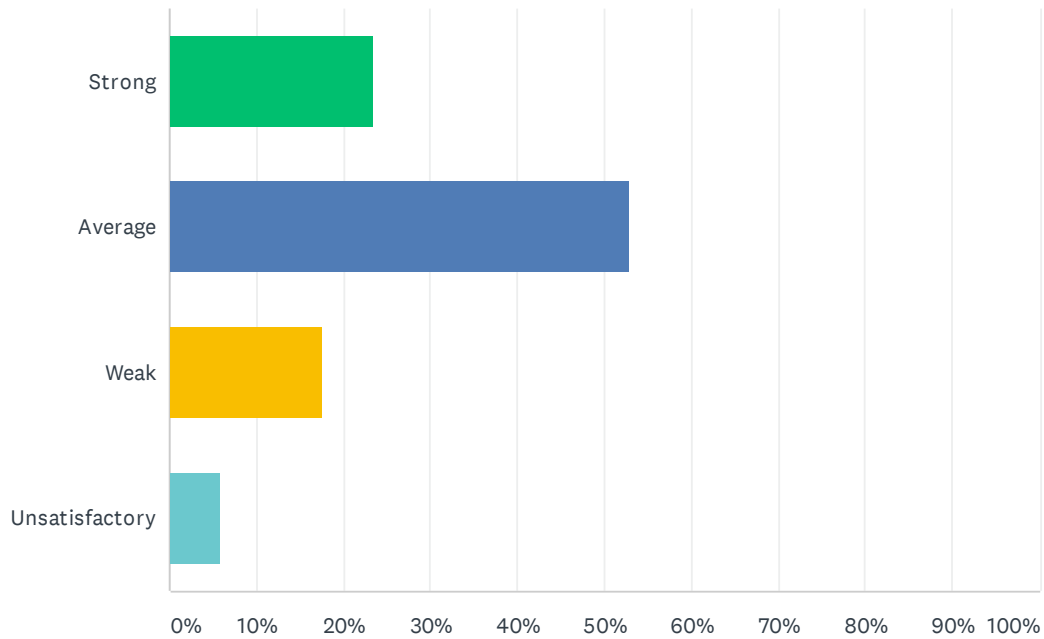
Answered: 17 Skipped: 0



ANSWER CHOICES	RESPONSES	
Strong	11.76%	2
Average	47.06%	8
Weak	29.41%	5
Unsatisfactory	5.88%	1
TOTAL		17

## Q8 Administration maintains open communication with staff, parents, and students.

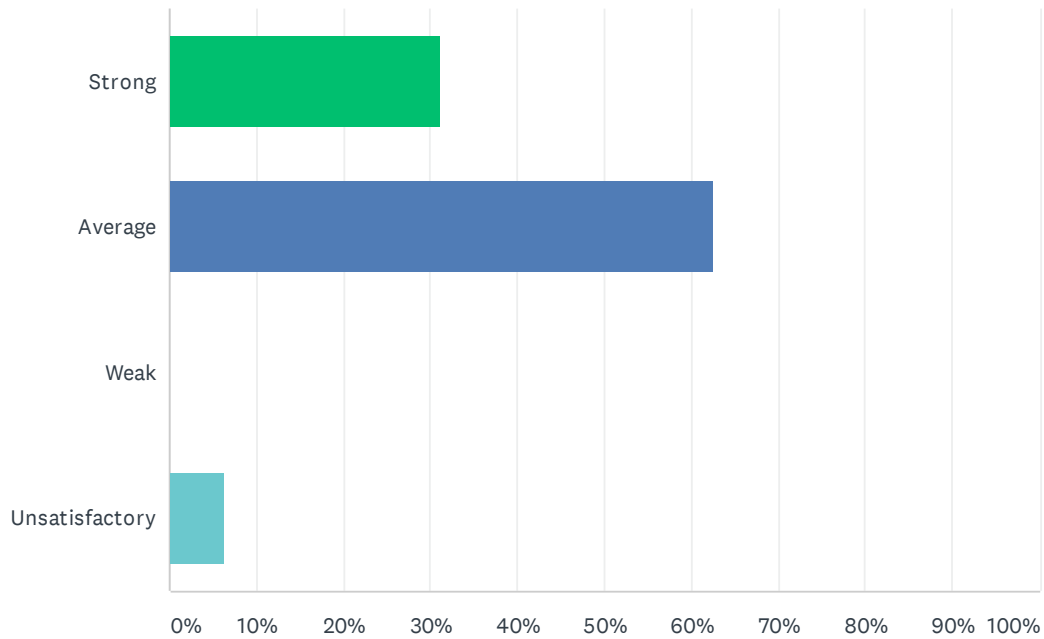
Answered: 17 Skipped: 0



ANSWER CHOICES	RESPONSES	
Strong	23.53%	4
Average	52.94%	9
Weak	17.65%	3
Unsatisfactory	5.88%	1
TOTAL		17

## Q9 Administration supports staff against attacks and criticism from parents.

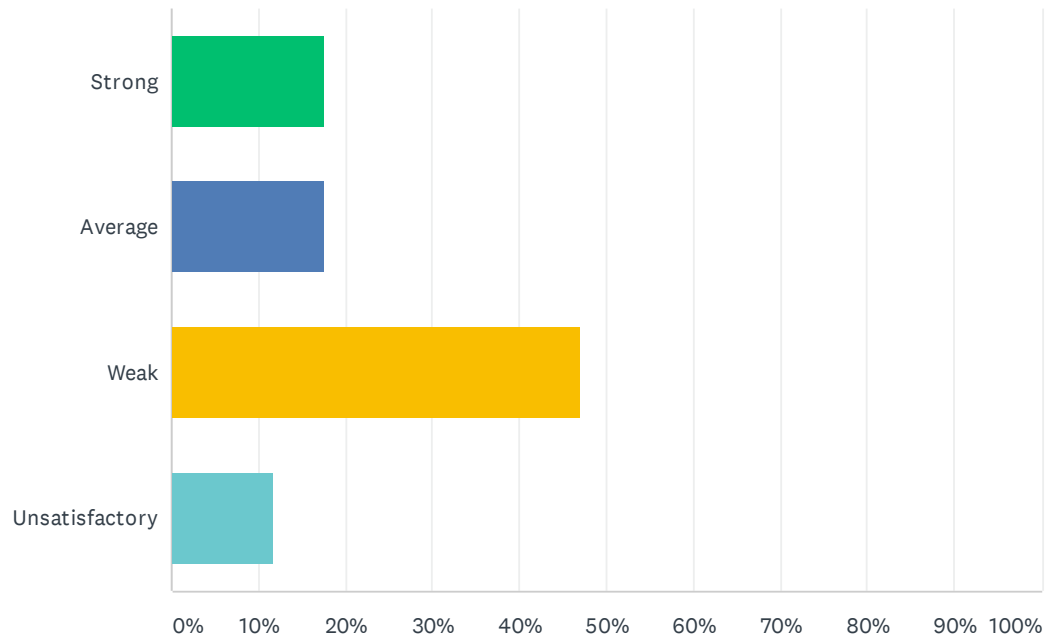
Answered: 16 Skipped: 1



ANSWER CHOICES	RESPONSES	
Strong	31.25%	5
Average	62.50%	10
Weak	0.00%	0
Unsatisfactory	6.25%	1
TOTAL		16

## Q10 Site administration treats all teachers equally; there is no preferential treatment.

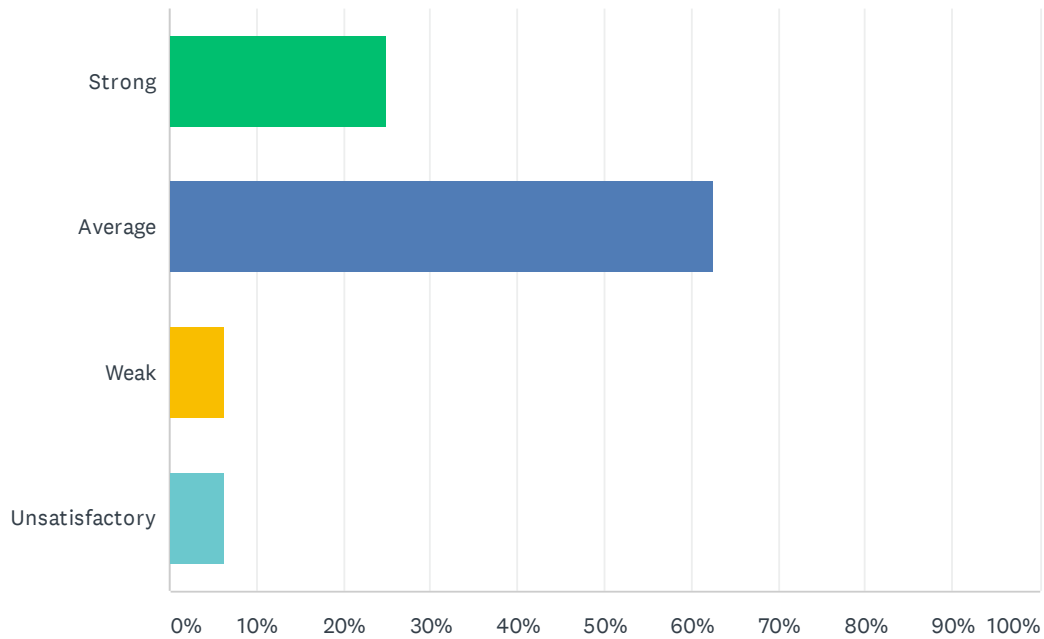
Answered: 17 Skipped: 0



ANSWER CHOICES	RESPONSES	
Strong	17.65%	3
Average	17.65%	3
Weak	47.06%	8
Unsatisfactory	11.76%	2
TOTAL		17

## Q11 Administration supports classroom discipline procedures and follows District discipline guidelines.

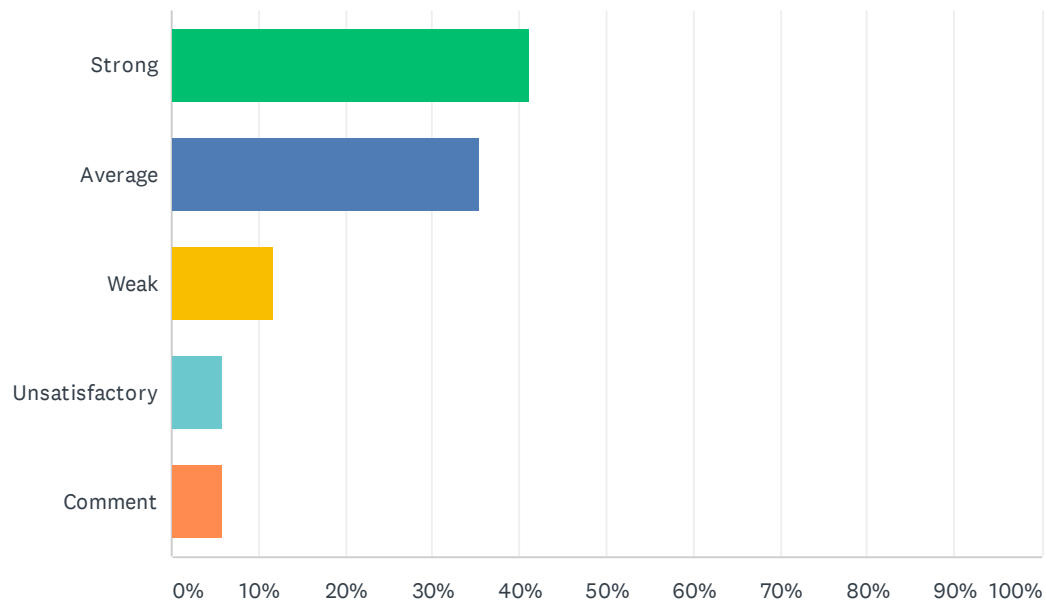
Answered: 16 Skipped: 1



ANSWER CHOICES	RESPONSES	
Strong	25.00%	4
Average	62.50%	10
Weak	6.25%	1
Unsatisfactory	6.25%	1
TOTAL		16

## Q12 Administration processes ODR's (Office Disciplinary Referrals) within 48 hours and supports staff when discipline moves beyond classroom managed behaviors.

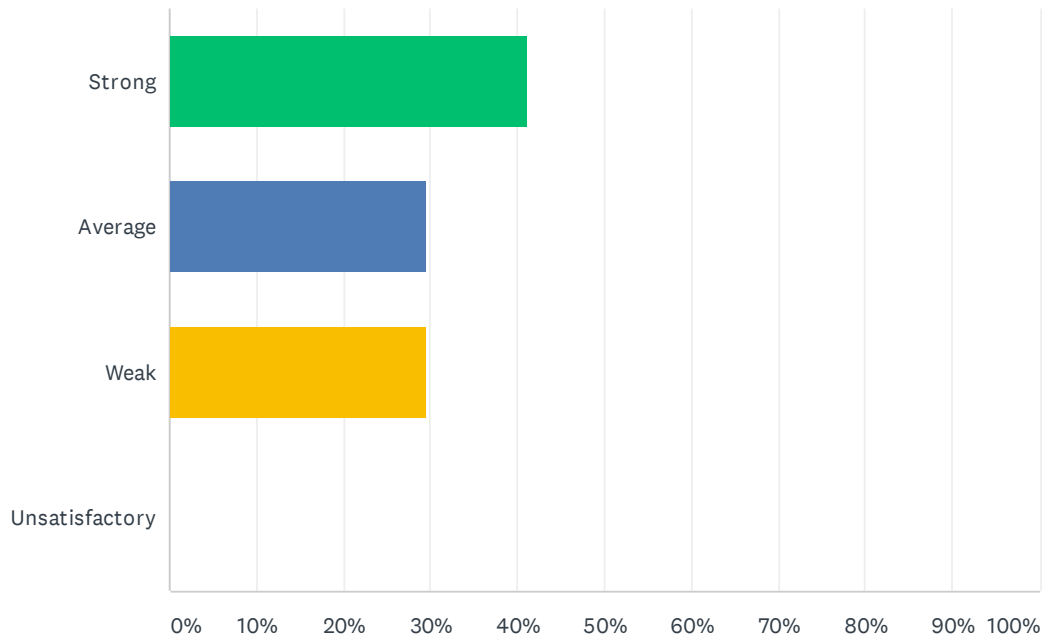
Answered: 17 Skipped: 0



ANSWER CHOICES	RESPONSES	
Strong	41.18%	7
Average	35.29%	6
Weak	11.76%	2
Unsatisfactory	5.88%	1
Comment	5.88%	1
<b>TOTAL</b>		<b>17</b>

### Q13 Administration treats teachers as professionals; the teacher's word is not disregarded in favor of the student's.

Answered: 17 Skipped: 0



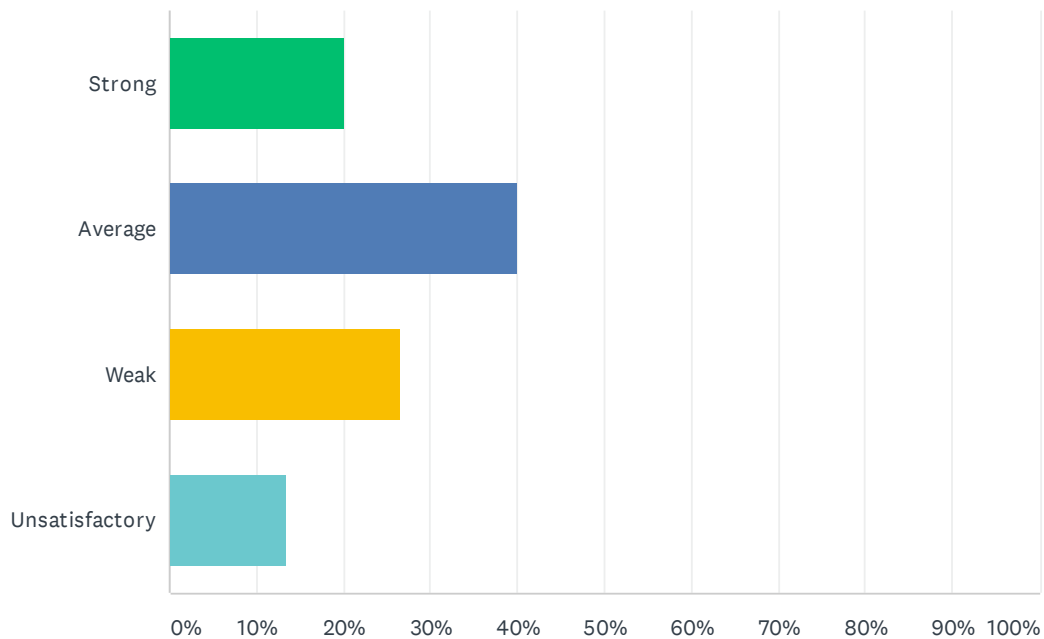
ANSWER CHOICES	RESPONSES	
Strong	41.18%	7
Average	29.41%	5
Weak	29.41%	5
Unsatisfactory	0.00%	0
TOTAL		17

Q14 How do you feel that your administration positively/negatively impacts working conditions at your site?

Answered: 9   Skipped: 8

## Q15 Site staff is involved in setting school policies and budgetary priorities.

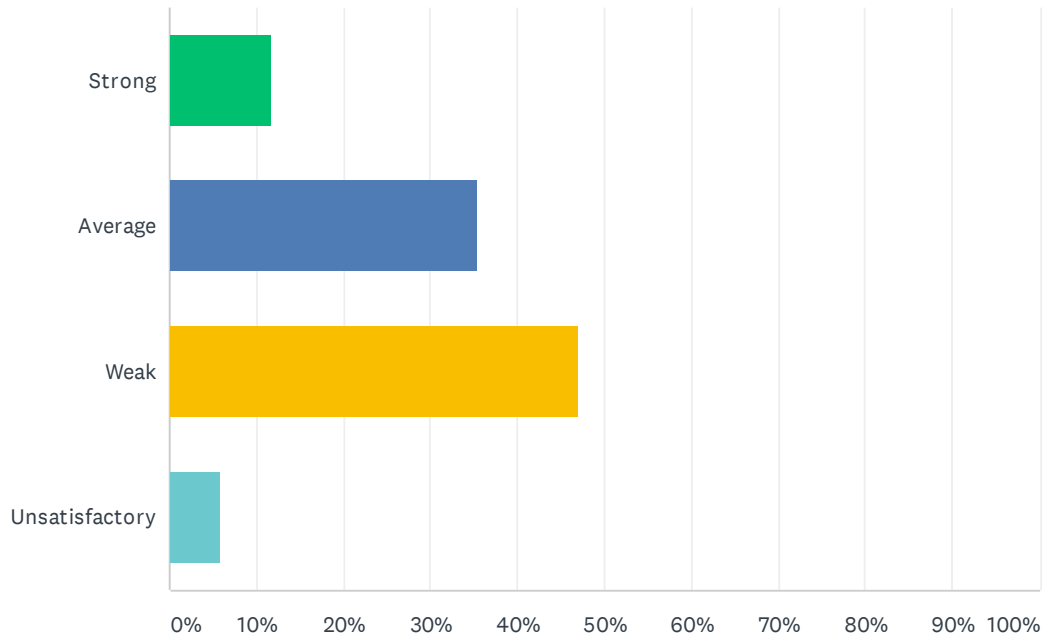
Answered: 15 Skipped: 2



ANSWER CHOICES	RESPONSES	
Strong	20.00%	3
Average	40.00%	6
Weak	26.67%	4
Unsatisfactory	13.33%	2
TOTAL		15

## Q16 Site meetings are productive and not excessive.

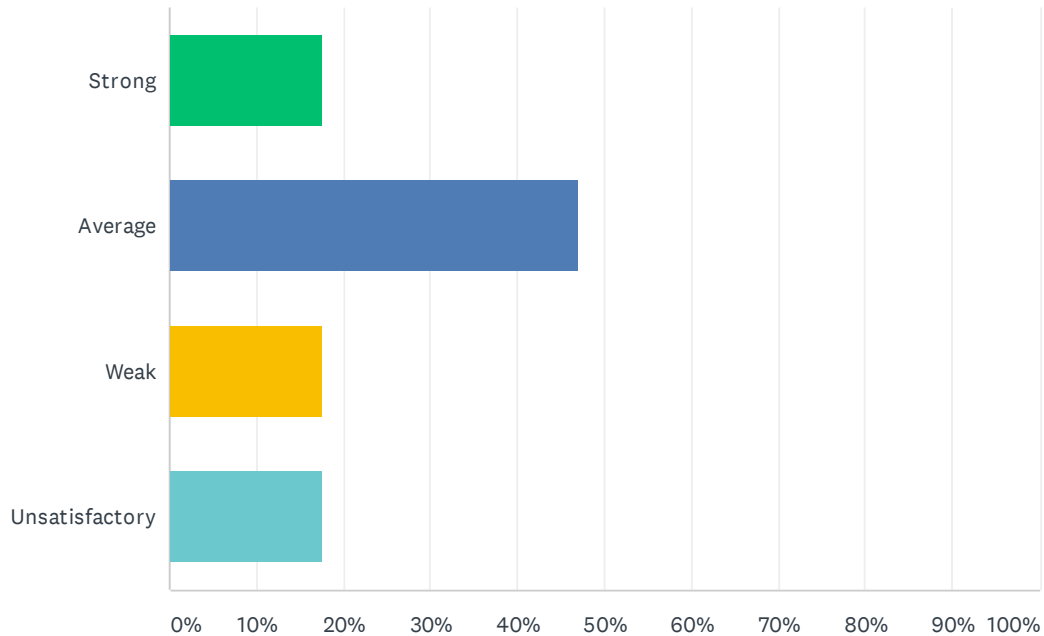
Answered: 17 Skipped: 0



ANSWER CHOICES	RESPONSES	
Strong	11.76%	2
Average	35.29%	6
Weak	47.06%	8
Unsatisfactory	5.88%	1
TOTAL		17

**Q17 Bank days are used for PLC activities; Site administration uses two Bank Days a month and staff gets uninterrupted planning/preparation time twice a month during Bank Days.**

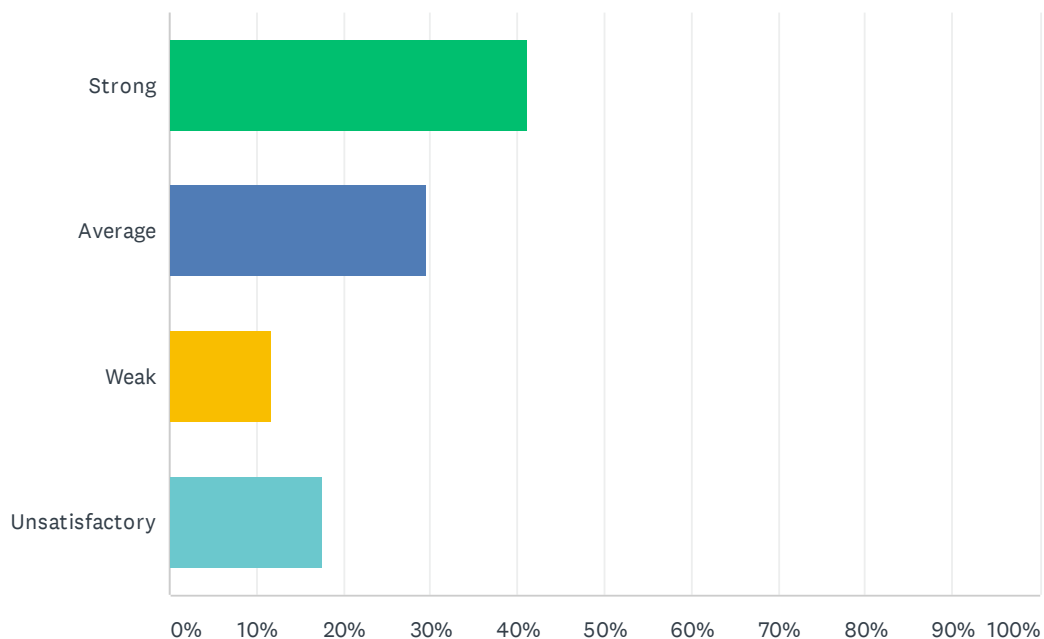
Answered: 17 Skipped: 0



ANSWER CHOICES	RESPONSES	
Strong	17.65%	3
Average	47.06%	8
Weak	17.65%	3
Unsatisfactory	17.65%	3
TOTAL		17

## Q18 My site receives daily consecutive uninterrupted planning/preparation time. (30 minutes / 40 minutes)

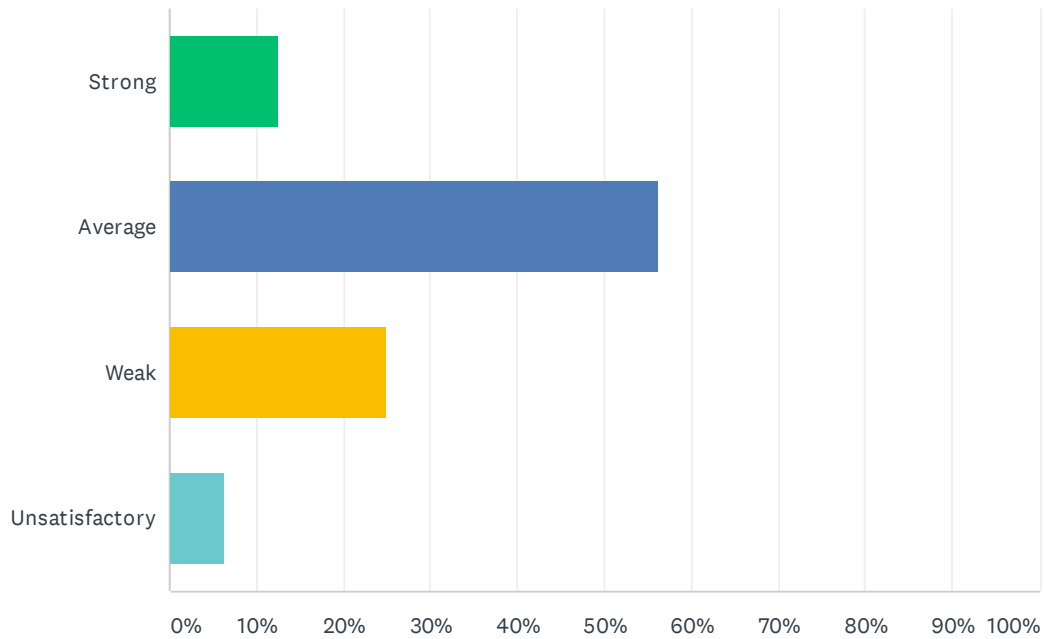
Answered: 17 Skipped: 0



ANSWER CHOICES	RESPONSES	
Strong	41.18%	7
Average	29.41%	5
Weak	11.76%	2
Unsatisfactory	17.65%	3
TOTAL		17

## Q19 Staff is given time to input district required data (ie. Benchmarks, Dibels, CFAs, Report Card, and etc).

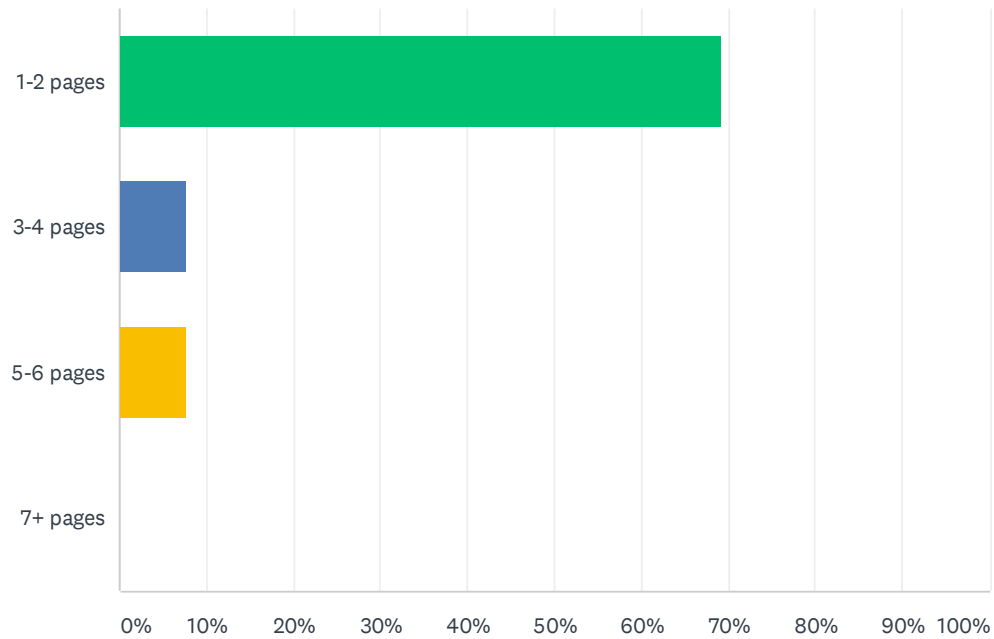
Answered: 16 Skipped: 1



ANSWER CHOICES	RESPONSES	
Strong	12.50%	2
Average	56.25%	9
Weak	25.00%	4
Unsatisfactory	6.25%	1
TOTAL		16

## Q20 Teachers are required to submit complete, but not excessively lengthy lesson plans.

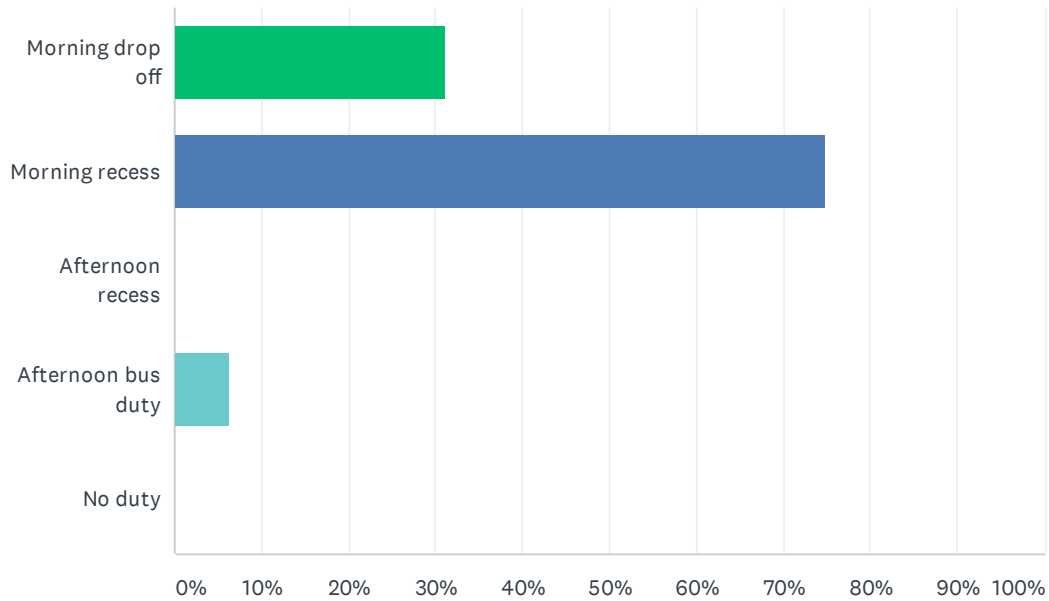
Answered: 13 Skipped: 4



ANSWER CHOICES	RESPONSES	
1-2 pages	69.23%	9
3-4 pages	7.69%	1
5-6 pages	7.69%	1
7+ pages	0.00%	0
TOTAL		13

## Q21 Staff has recess and/or bus duty.

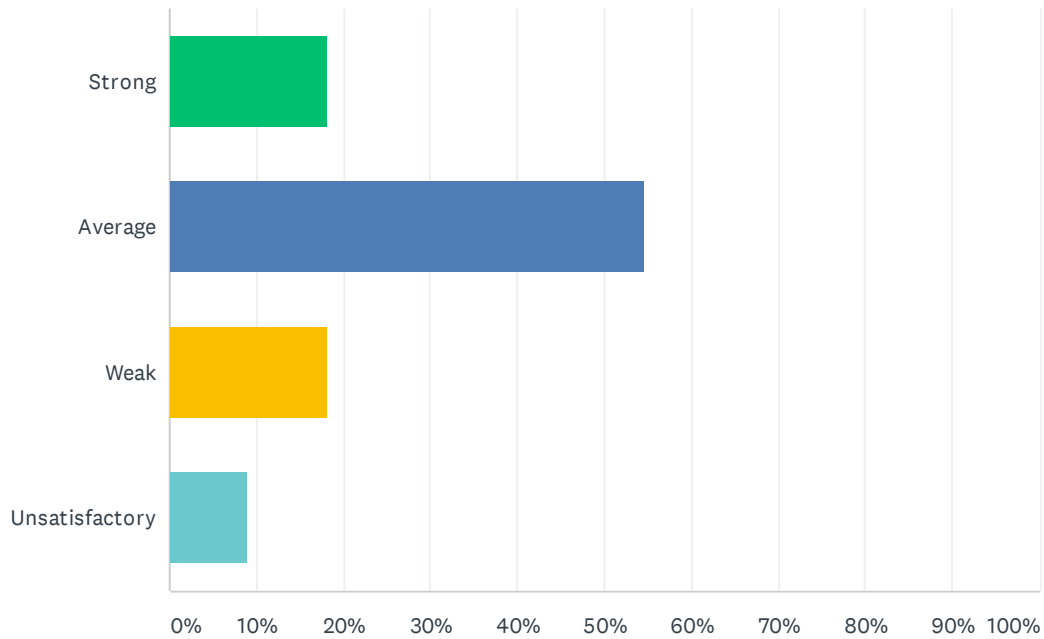
Answered: 16 Skipped: 1



ANSWER CHOICES	RESPONSES	
Morning drop off	31.25%	5
Morning recess	75.00%	12
Afternoon recess	0.00%	0
Afternoon bus duty	6.25%	1
No duty	0.00%	0
Total Respondents: 16		

## Q22 The Special Education Department is assisting you with your questions, problems, and concerns.

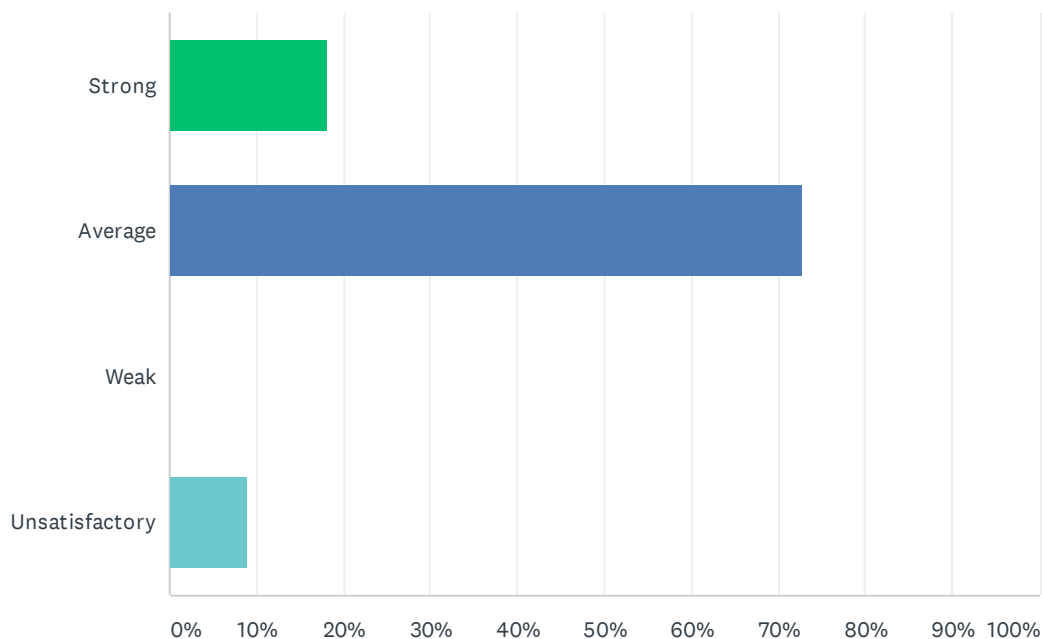
Answered: 11   Skipped: 6



ANSWER CHOICES	RESPONSES	
Strong	18.18%	2
Average	54.55%	6
Weak	18.18%	2
Unsatisfactory	9.09%	1
TOTAL		11

## Q23 Special Education class size is balanced within each program to ensure student safety and individualized instruction.

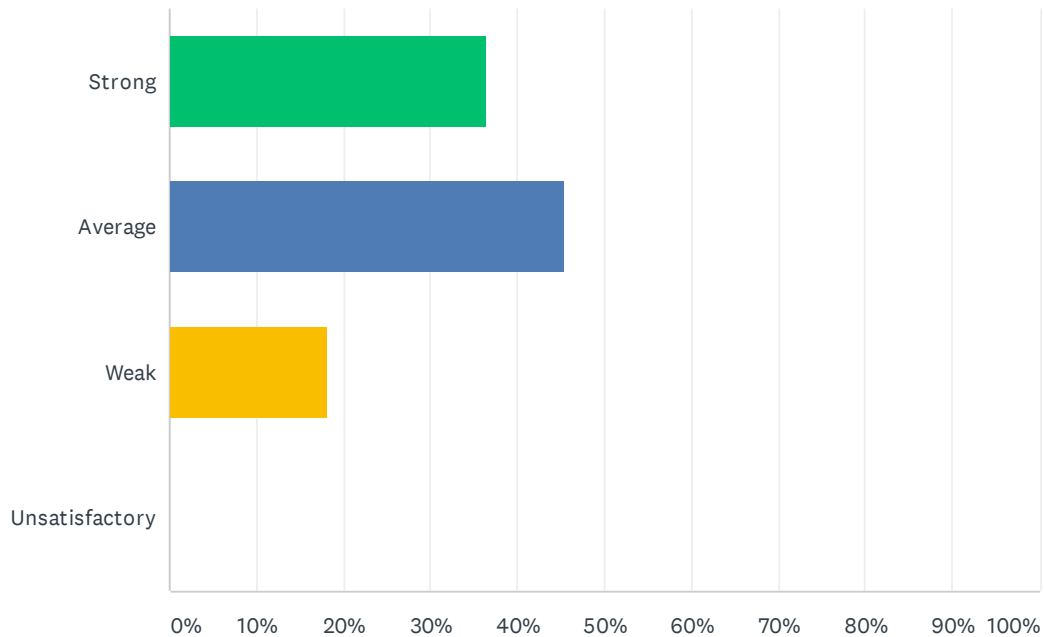
Answered: 11   Skipped: 6



ANSWER CHOICES	RESPONSES	
Strong	18.18%	2
Average	72.73%	8
Weak	0.00%	0
Unsatisfactory	9.09%	1
TOTAL		11

## Q24 Special education teachers have opportunities to participate in school-based, content area staff development.

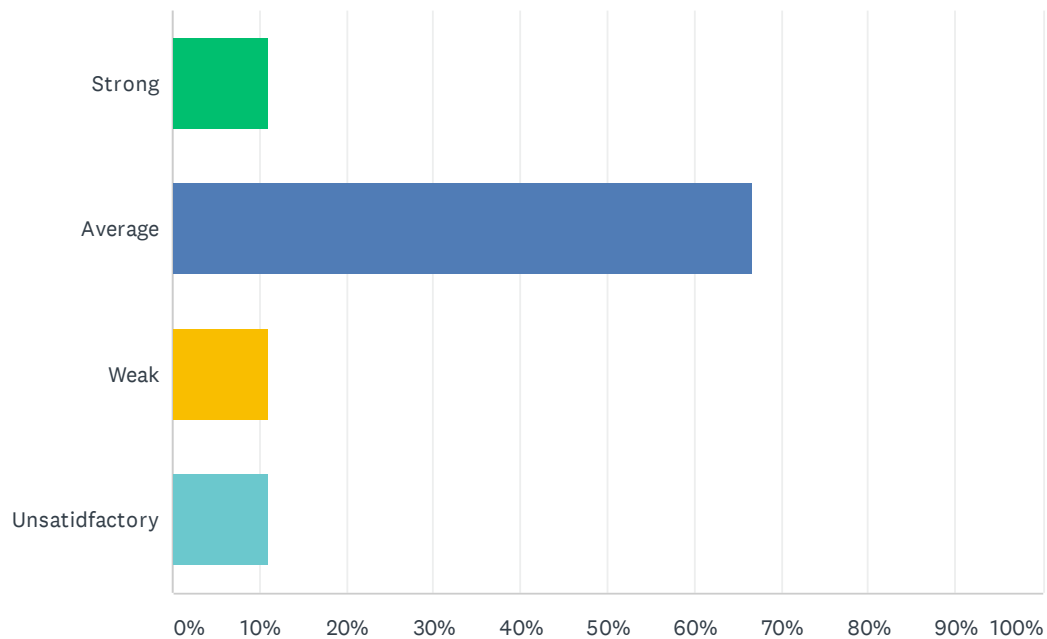
Answered: 11 Skipped: 6



ANSWER CHOICES	RESPONSES	
Strong	36.36%	4
Average	45.45%	5
Weak	18.18%	2
Unsatisfactory	0.00%	0
TOTAL		11

## Q25 Special education teachers have needed access to ALL instructional resources provided to the general education teachers.

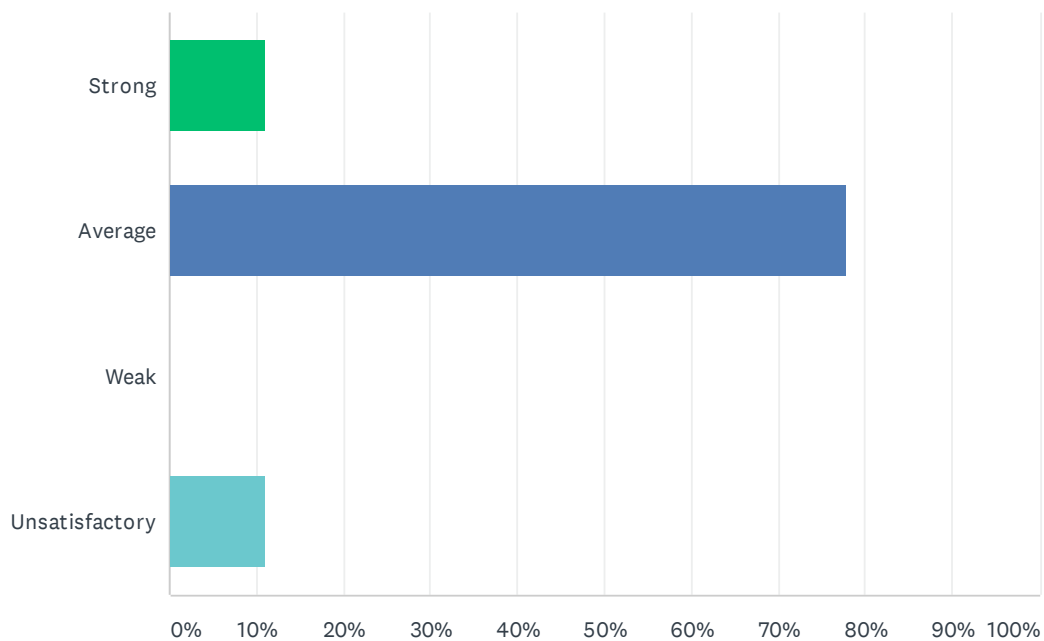
Answered: 9 Skipped: 8



ANSWER CHOICES	RESPONSES	
Strong	11.11%	1
Average	66.67%	6
Weak	11.11%	1
Unsatisfactory	11.11%	1
TOTAL		9

## Q26 Special education teachers are adequately trained in the administration of state assessments and District IEP's.

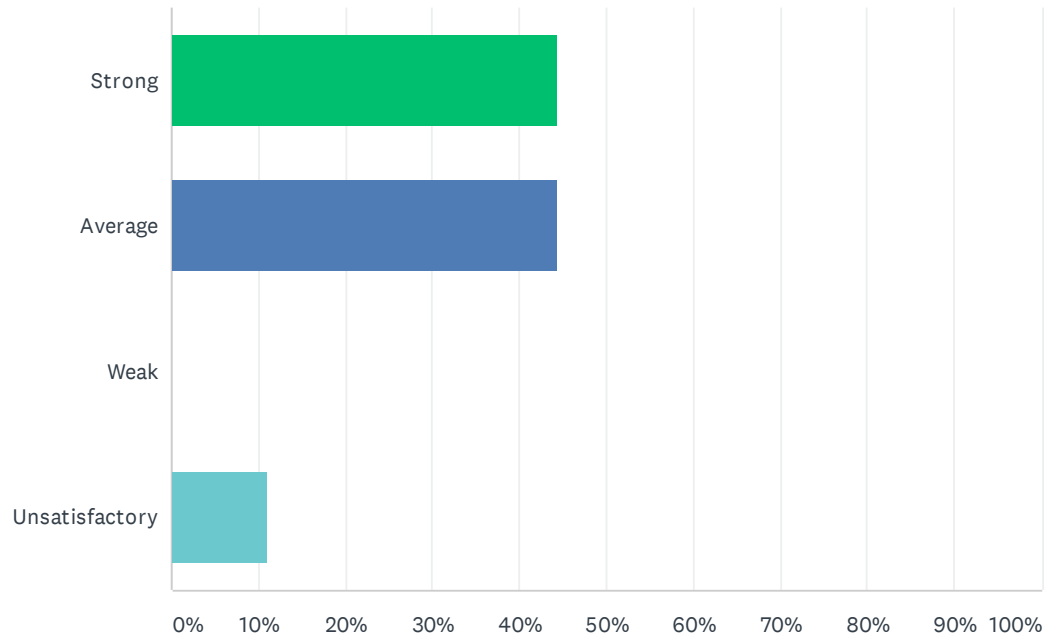
Answered: 9 Skipped: 8



ANSWER CHOICES	RESPONSES	
Strong	11.11%	1
Average	77.78%	7
Weak	0.00%	0
Unsatisfactory	11.11%	1
TOTAL		9

## Q27 The site principal is accessible to discuss special education issues.

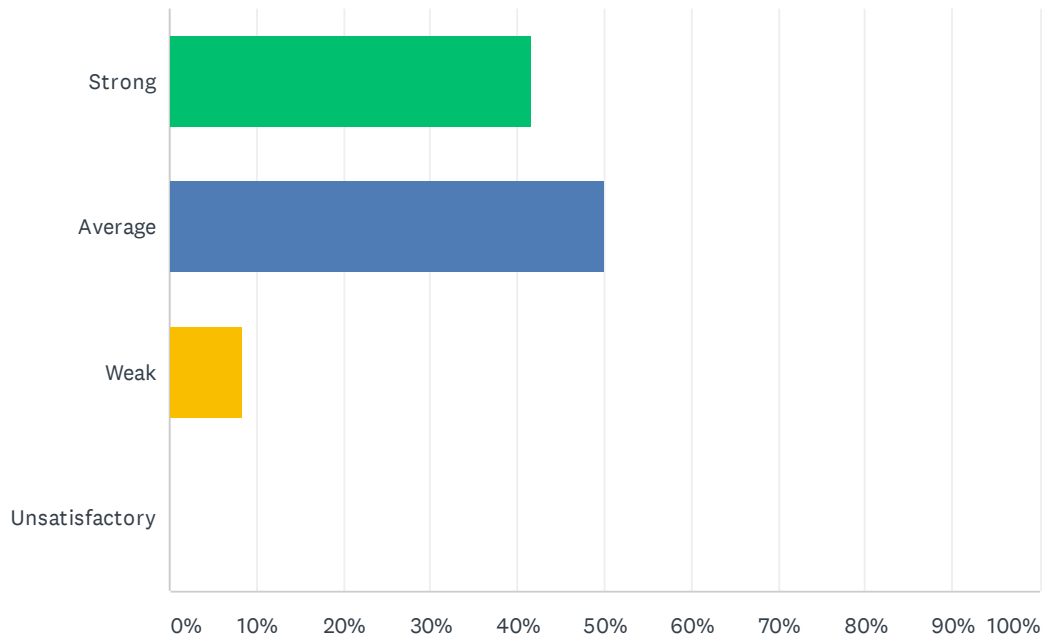
Answered: 9 Skipped: 8



ANSWER CHOICES	RESPONSES	
Strong	44.44%	4
Average	44.44%	4
Weak	0.00%	0
Unsatisfactory	11.11%	1
TOTAL		9

## Q28 The site principal promotes equal opportunities for all students to learn.

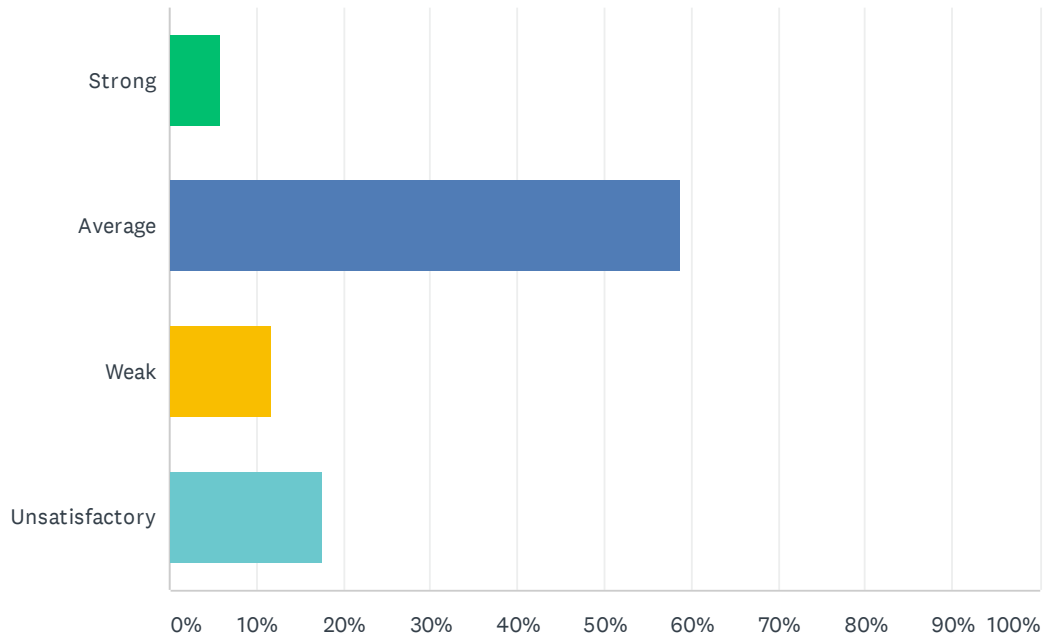
Answered: 12 Skipped: 5



ANSWER CHOICES	RESPONSES	
Strong	41.67%	5
Average	50.00%	6
Weak	8.33%	1
Unsatisfactory	0.00%	0
TOTAL		12

## Q29 PBIS is used effectively and is improving behavior.

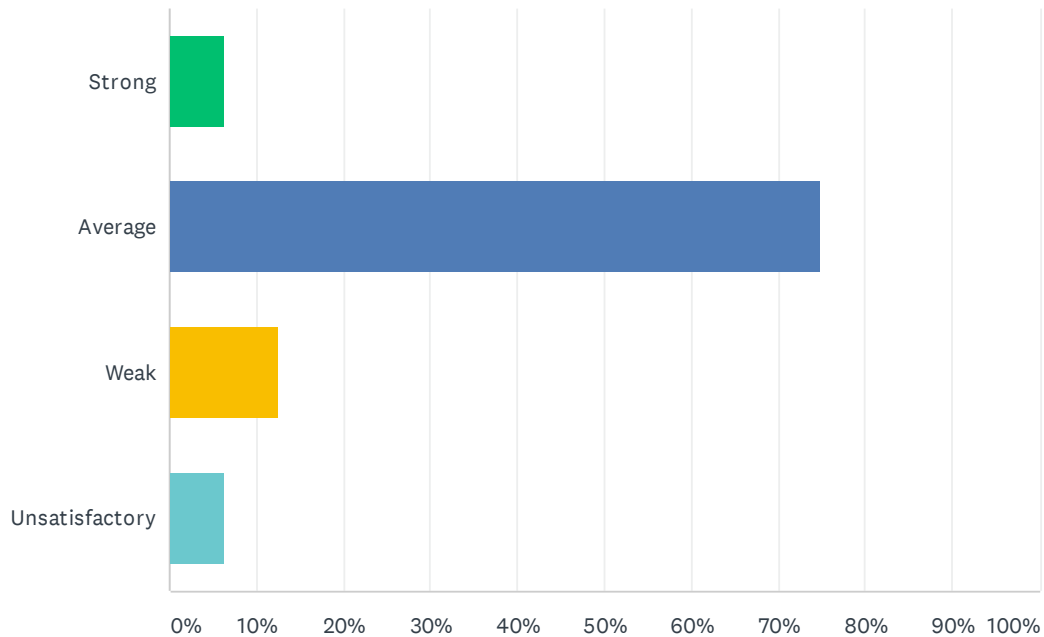
Answered: 17 Skipped: 0



ANSWER CHOICES	RESPONSES	
Strong	5.88%	1
Average	58.82%	10
Weak	11.76%	2
Unsatisfactory	17.65%	3
TOTAL		17

## Q30 PBIS and Behavior Intervention Specialists are creating a safer environment at my site.

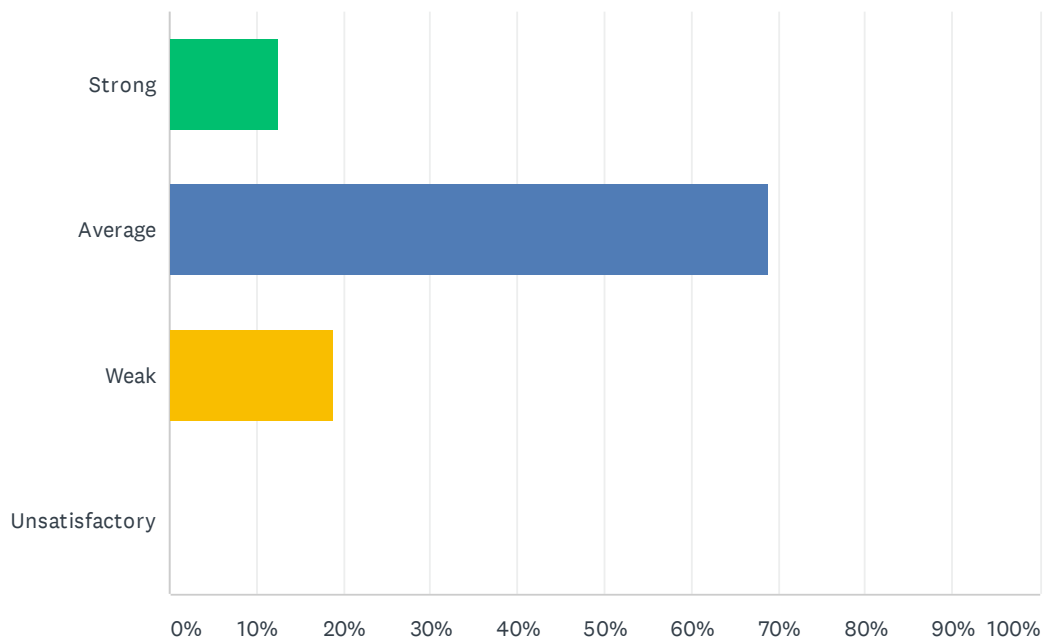
Answered: 16 Skipped: 1



ANSWER CHOICES	RESPONSES	
Strong	6.25%	1
Average	75.00%	12
Weak	12.50%	2
Unsatisfactory	6.25%	1
TOTAL		16

## Q31 Staff and students feel safe at my site.

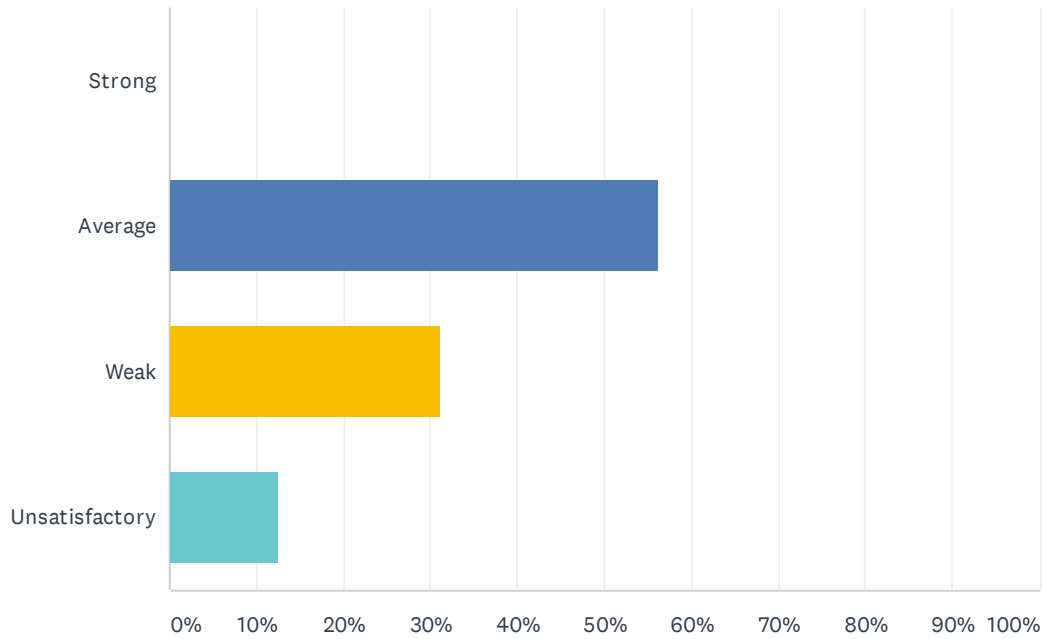
Answered: 16 Skipped: 1



ANSWER CHOICES	RESPONSES	
Strong	12.50%	2
Average	68.75%	11
Weak	18.75%	3
Unsatisfactory	0.00%	0
TOTAL		16

## Q32 Discipline is improving at my site and not interfering with learning.

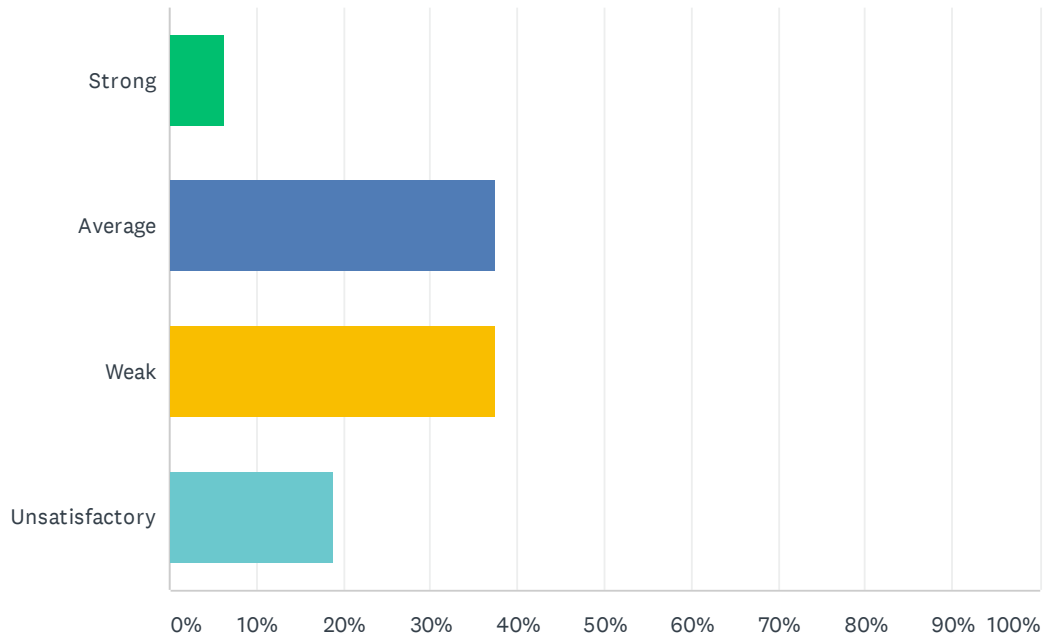
Answered: 16 Skipped: 1



ANSWER CHOICES	RESPONSES	
Strong	0.00%	0
Average	56.25%	9
Weak	31.25%	5
Unsatisfactory	12.50%	2
TOTAL		16

### Q33 Positive referrals are an effective tool in improving discipline.

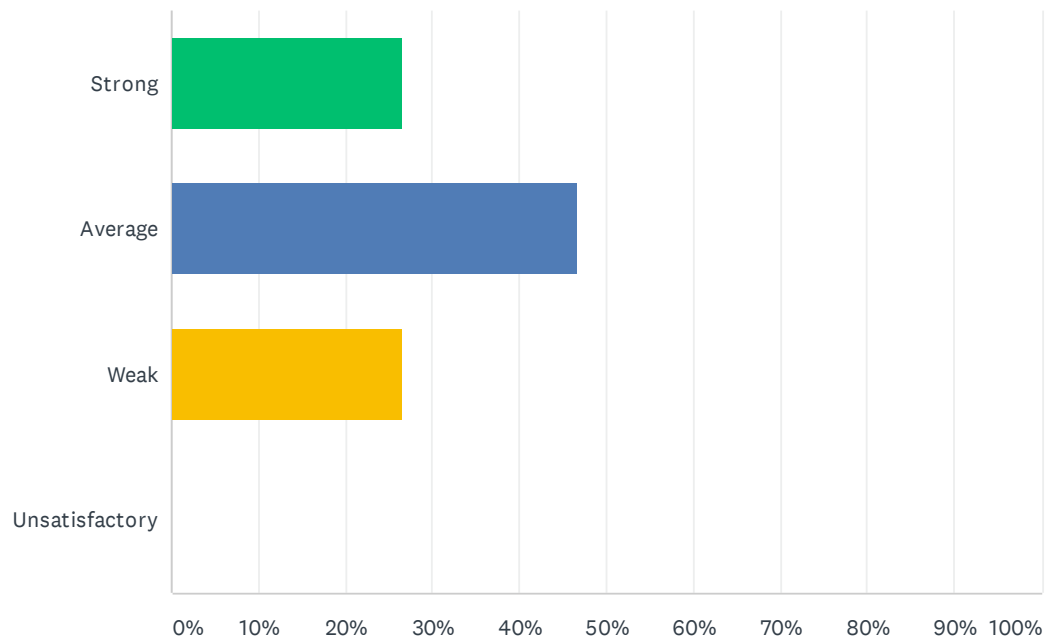
Answered: 16 Skipped: 1



ANSWER CHOICES	RESPONSES	
Strong	6.25%	1
Average	37.50%	6
Weak	37.50%	6
Unsatisfactory	18.75%	3
TOTAL		16

### Q34 When ODR's (office disciplinary referral) are written the teacher's word is valued and trusted.

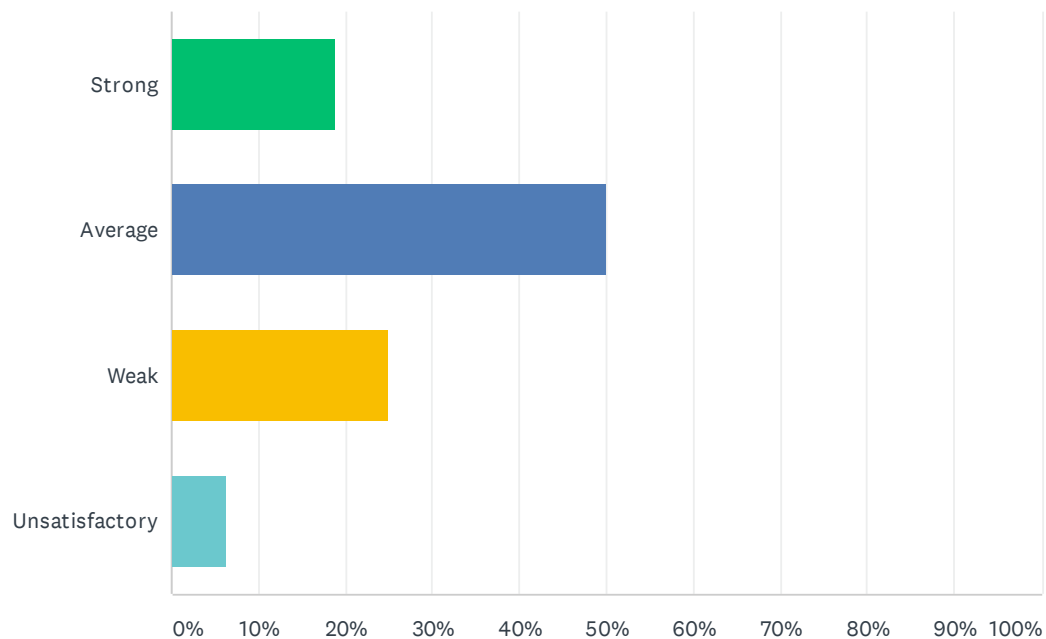
Answered: 15 Skipped: 2



ANSWER CHOICES	RESPONSES	
Strong	26.67%	4
Average	46.67%	7
Weak	26.67%	4
Unsatisfactory	0.00%	0
TOTAL		15

## Q35 My site has a positive atmosphere.

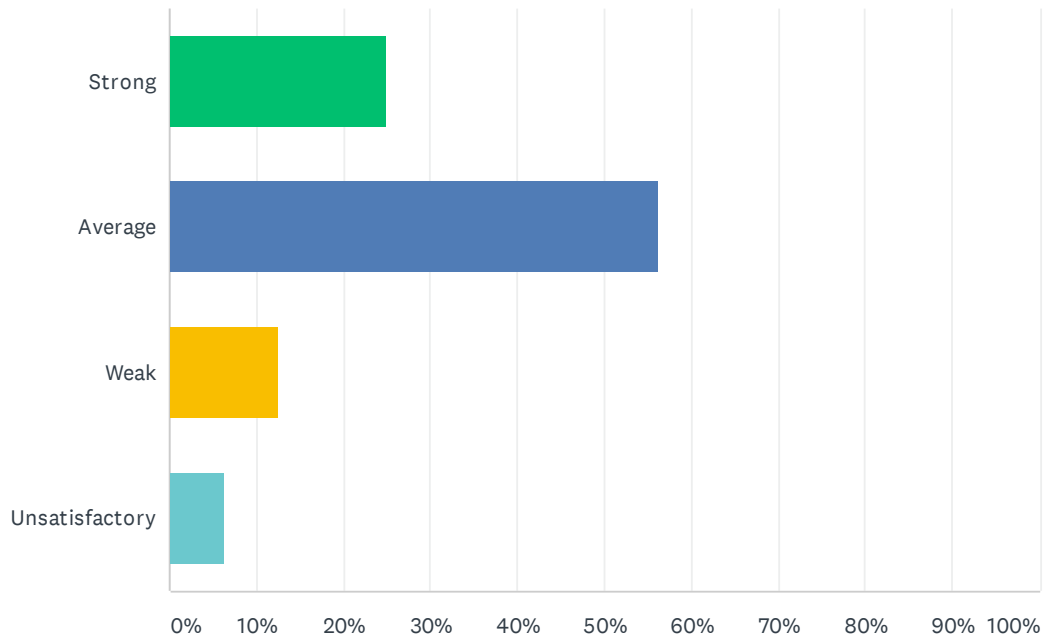
Answered: 16 Skipped: 1



ANSWER CHOICES	RESPONSES	
Strong	18.75%	3
Average	50.00%	8
Weak	25.00%	4
Unsatisfactory	6.25%	1
TOTAL		16

### Q36 I would recommend my site to other employees and prospective teachers.

Answered: 16 Skipped: 1



ANSWER CHOICES	RESPONSES	
Strong	25.00%	4
Average	56.25%	9
Weak	12.50%	2
Unsatisfactory	6.25%	1
TOTAL		16

# Q1 School Site (If you work at multiple sites choose your home site OR complete a survey for each site at which you spend significant time.)

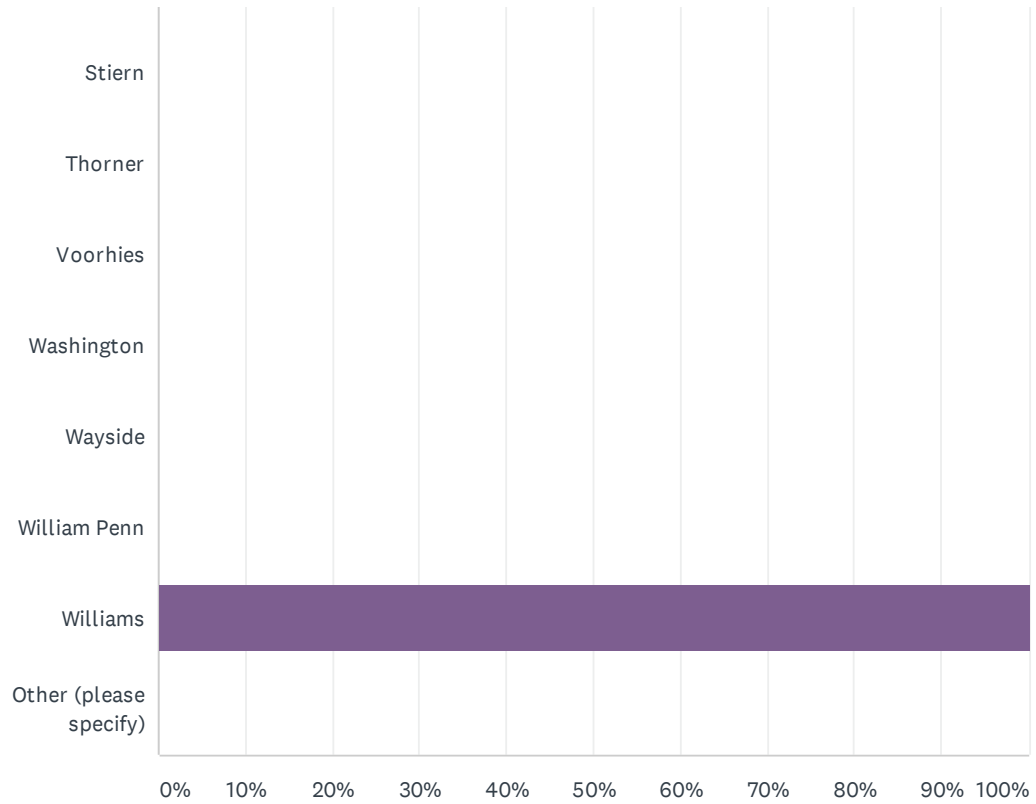
Answered: 9 Skipped: 0

Casa Loma											
Cato											
Chavez											
Chipman											
College Hts											
Compton											
Curran											
Downtown											
Ed Center											
Eissler											
Emerson											
Evergreen											
Fletcher											
Frank West											
Franklin											
Fremont											
Garza											
Harding											

## 2019-2020 BETA Administration/Site Climate Survey

Harris										
Horace Mann										
Hort										
Jefferson										
Longfellow										
McKinley										
Mt.Vernon										
Munsey										
Nichols										
Noble										
Nurses										
Owens Intermediate										
Owens Primary										
Pauly										
Pioneer										
Rafer Johnson										
Roosevelt										
Sequoia										
Sierra										
Special Ed Office										
Stella Hills										

## 2019-2020 BETA Administration/Site Climate Survey



# 2019-2020 BETA Administration/Site Climate Survey

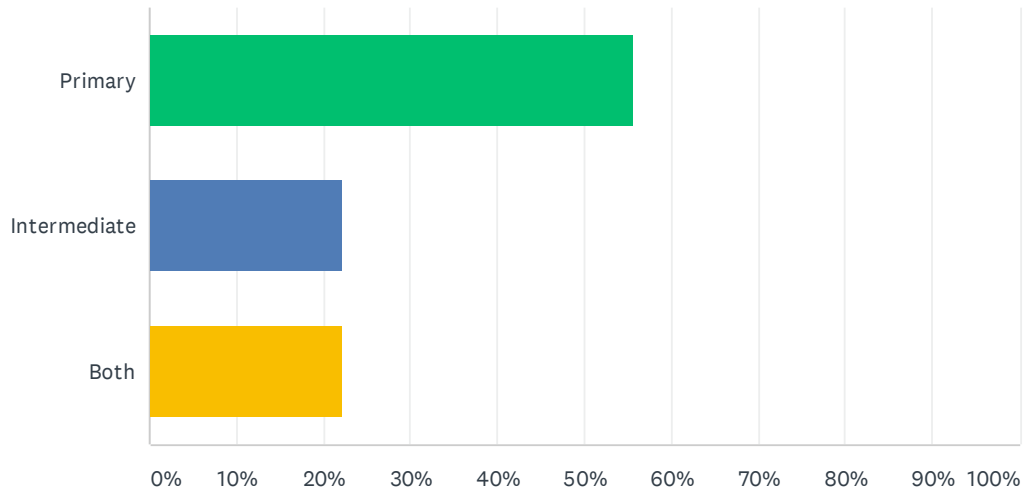
ANSWER CHOICES	RESPONSES	
Casa Loma	0.00%	0
Cato	0.00%	0
Chavez	0.00%	0
Chipman	0.00%	0
College Hts	0.00%	0
Compton	0.00%	0
Curran	0.00%	0
Downtown	0.00%	0
Ed Center	0.00%	0
Eissler	0.00%	0
Emerson	0.00%	0
Evergreen	0.00%	0
Fletcher	0.00%	0
Frank West	0.00%	0
Franklin	0.00%	0
Fremont	0.00%	0
Garza	0.00%	0
Harding	0.00%	0
Harris	0.00%	0
Horace Mann	0.00%	0
Hort	0.00%	0
Jefferson	0.00%	0
Longfellow	0.00%	0
McKinley	0.00%	0
Mt.Vernon	0.00%	0
Munsey	0.00%	0
Nichols	0.00%	0
Noble	0.00%	0
Nurses	0.00%	0
Owens Intermediate	0.00%	0
Owens Primary	0.00%	0
Pauly	0.00%	0

## 2019-2020 BETA Administration/Site Climate Survey

Pioneer	0.00%	0
Rafer Johnson	0.00%	0
Roosevelt	0.00%	0
Sequoia	0.00%	0
Sierra	0.00%	0
Special Ed Office	0.00%	0
Stella Hills	0.00%	0
Stiern	0.00%	0
Thorner	0.00%	0
Voorhies	0.00%	0
Washington	0.00%	0
Wayside	0.00%	0
William Penn	0.00%	0
Williams	100.00%	9
Other (please specify)	0.00%	0
Total Respondents: 9		

## Q2 Instructional Grade Level or Support Services

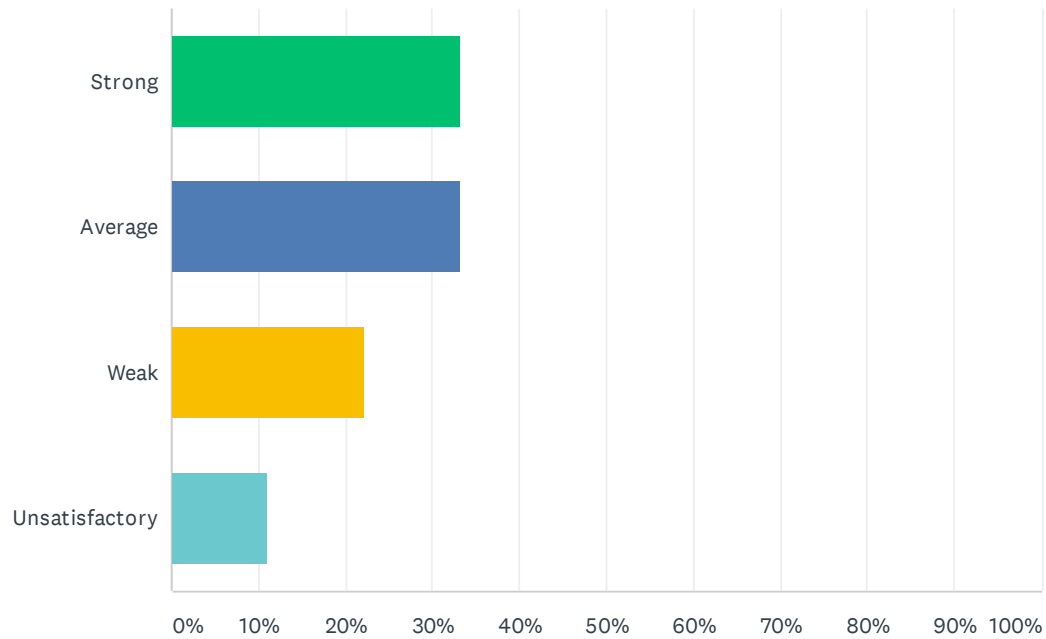
Answered: 9 Skipped: 0



ANSWER CHOICES	RESPONSES	
Primary	55.56%	5
Intermediate	22.22%	2
Both	22.22%	2
TOTAL		9

### Q3 Site administration is sensitive to the needs of students, staff, and community.

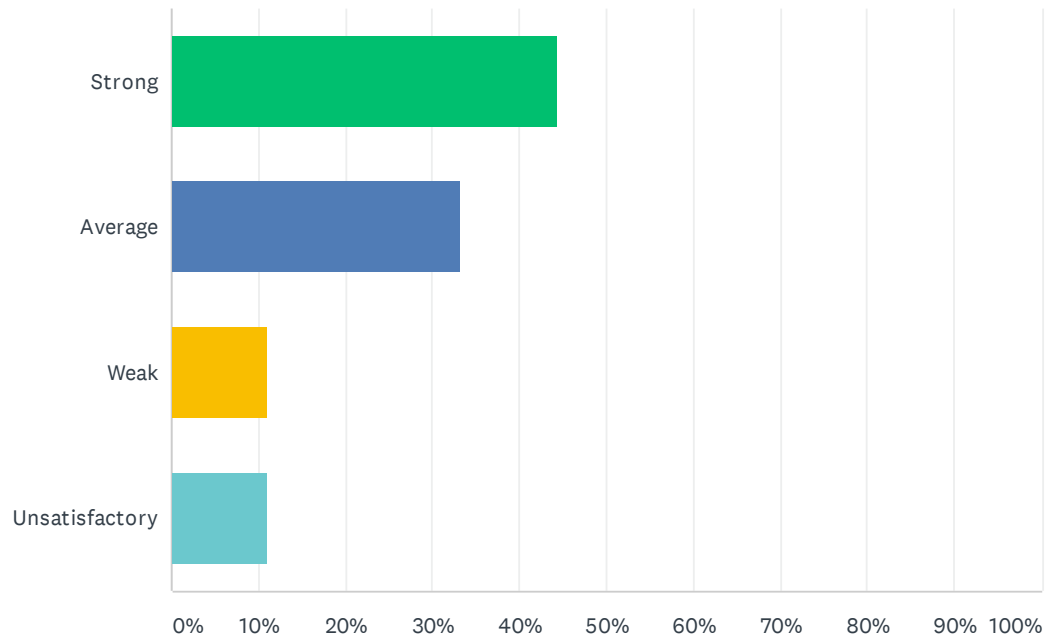
Answered: 9 Skipped: 0



ANSWER CHOICES	RESPONSES	
Strong	33.33%	3
Average	33.33%	3
Weak	22.22%	2
Unsatisfactory	11.11%	1
TOTAL		9

## Q4 Site administration treats staff with respect; you feel like a valued member of a team

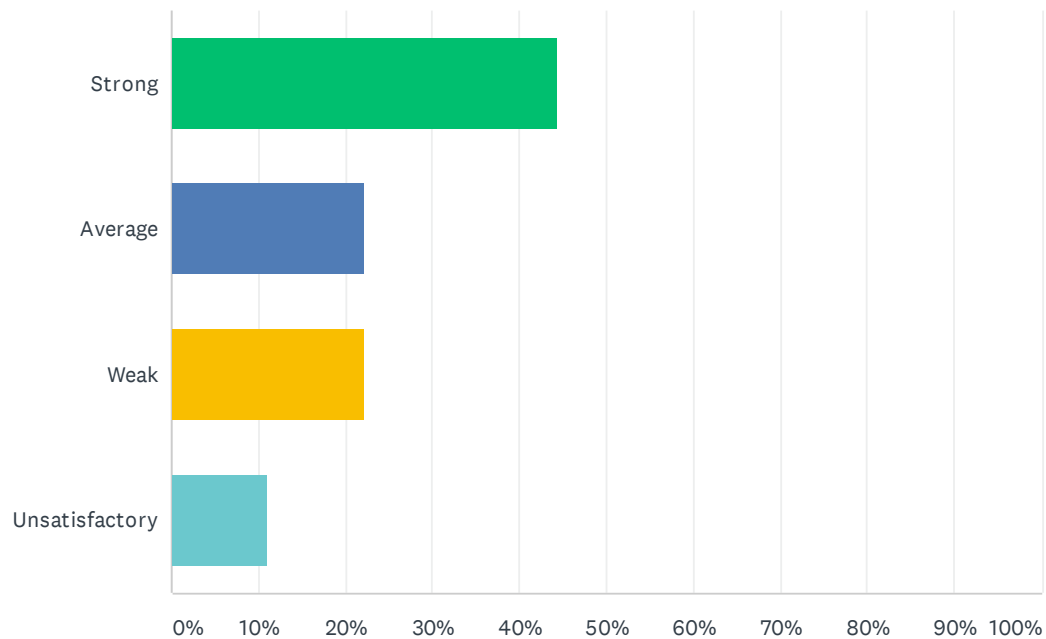
Answered: 9 Skipped: 0



ANSWER CHOICES	RESPONSES	
Strong	44.44%	4
Average	33.33%	3
Weak	11.11%	1
Unsatisfactory	11.11%	1
TOTAL		9

## Q5 Site administration conducts classroom visits (walk-through) in least the disruptive manner and leaves timely feedback (within 24 hours).

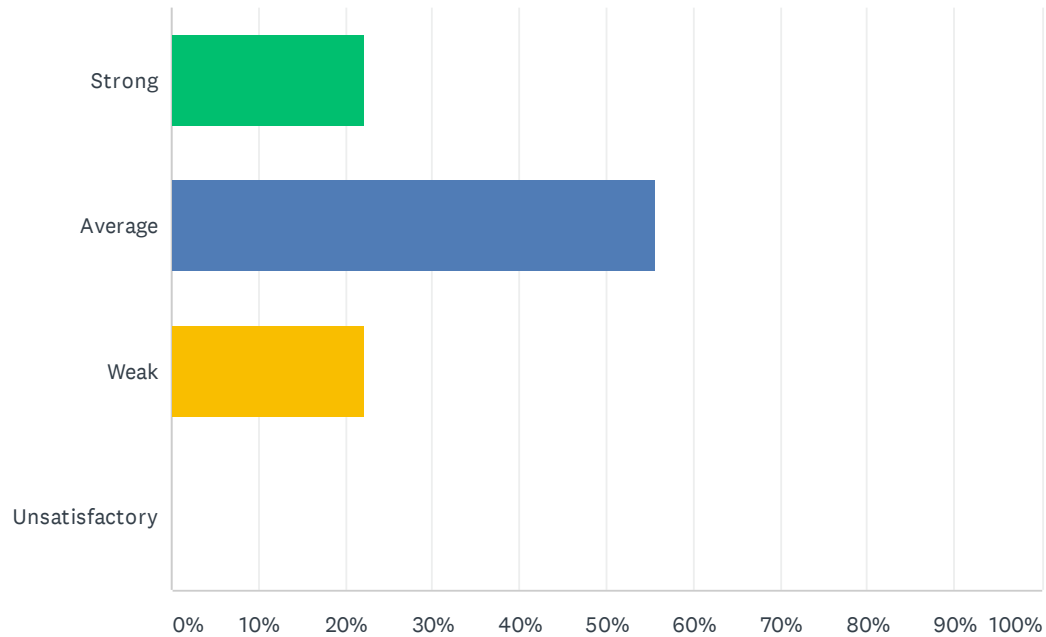
Answered: 9 Skipped: 0



ANSWER CHOICES	RESPONSES	
Strong	44.44%	4
Average	22.22%	2
Weak	22.22%	2
Unsatisfactory	11.11%	1
TOTAL		9

## Q6 Site administration follows the contract and respects personal rights.

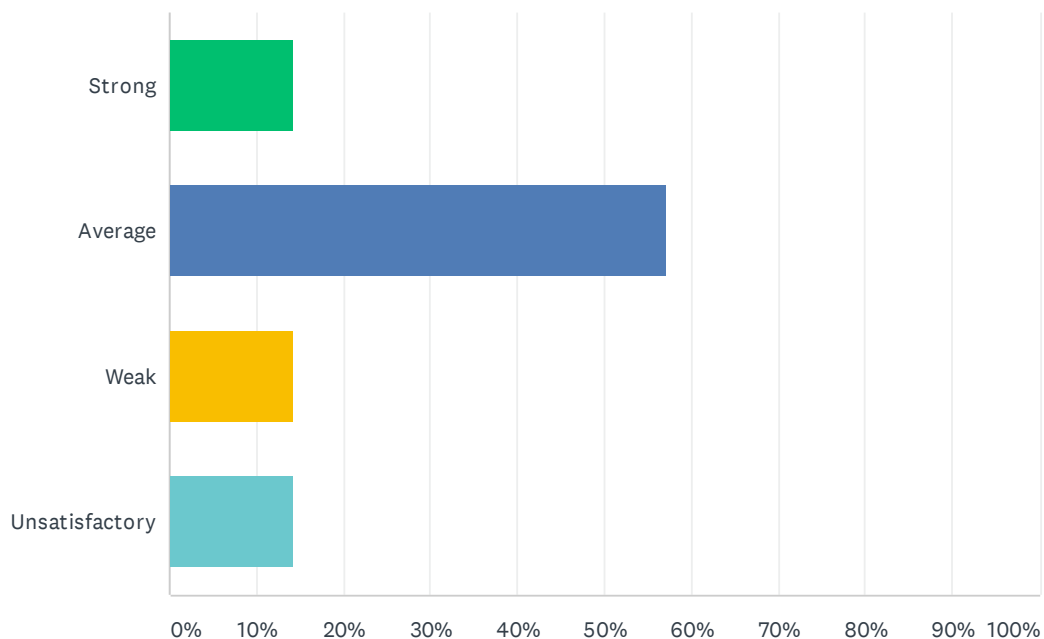
Answered: 9 Skipped: 0



ANSWER CHOICES	RESPONSES	
Strong	22.22%	2
Average	55.56%	5
Weak	22.22%	2
Unsatisfactory	0.00%	0
TOTAL		9

## Q7 Administration utilizes staff according to their job description (ie. Coaches, APL's, Specialists & Staff).

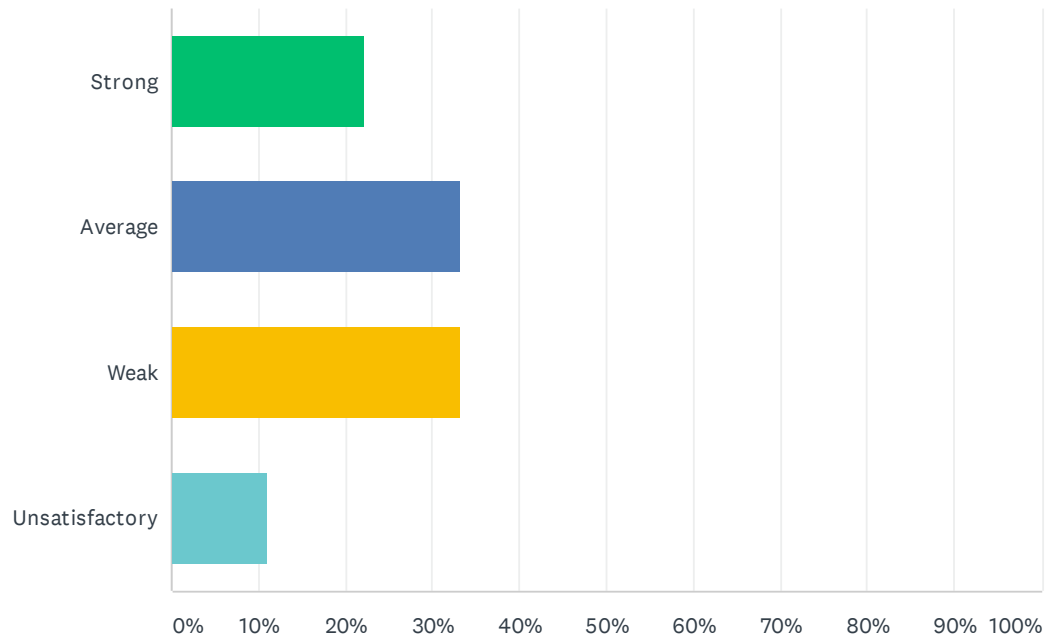
Answered: 7 Skipped: 2



ANSWER CHOICES	RESPONSES	
Strong	14.29%	1
Average	57.14%	4
Weak	14.29%	1
Unsatisfactory	14.29%	1
TOTAL		7

## Q8 Administration maintains open communication with staff, parents, and students.

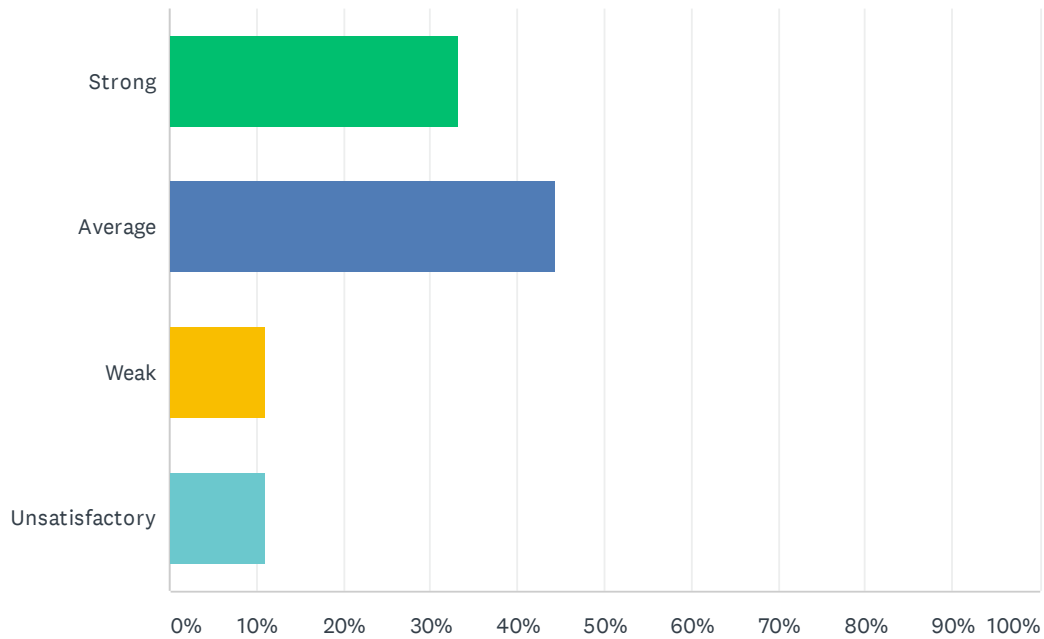
Answered: 9 Skipped: 0



ANSWER CHOICES	RESPONSES	
Strong	22.22%	2
Average	33.33%	3
Weak	33.33%	3
Unsatisfactory	11.11%	1
TOTAL		9

## Q9 Administration supports staff against attacks and criticism from parents.

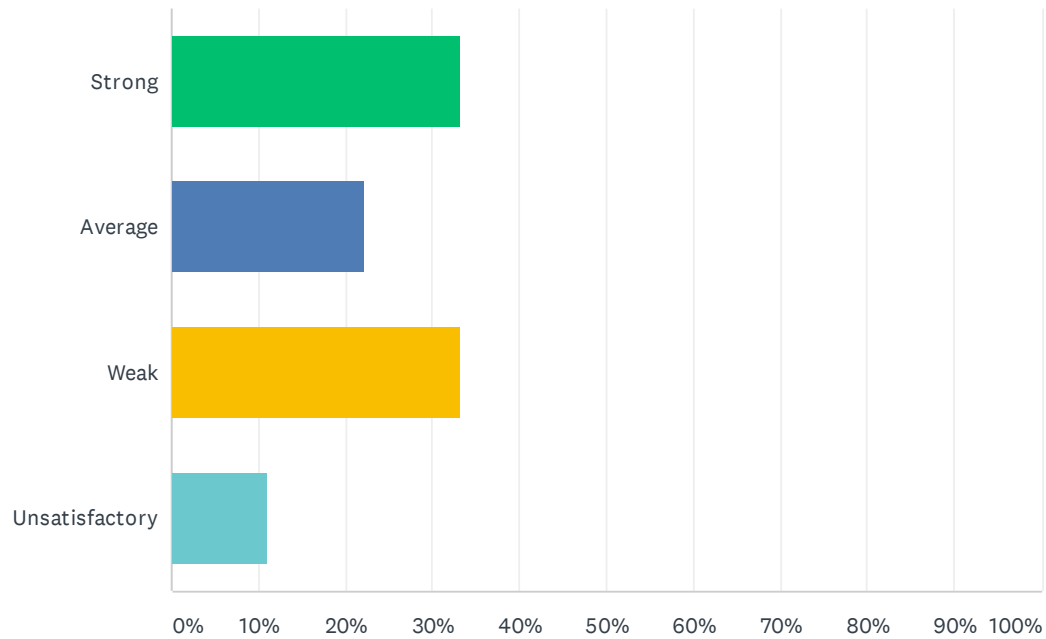
Answered: 9 Skipped: 0



ANSWER CHOICES	RESPONSES	
Strong	33.33%	3
Average	44.44%	4
Weak	11.11%	1
Unsatisfactory	11.11%	1
TOTAL		9

## Q10 Site administration treats all teachers equally; there is no preferential treatment.

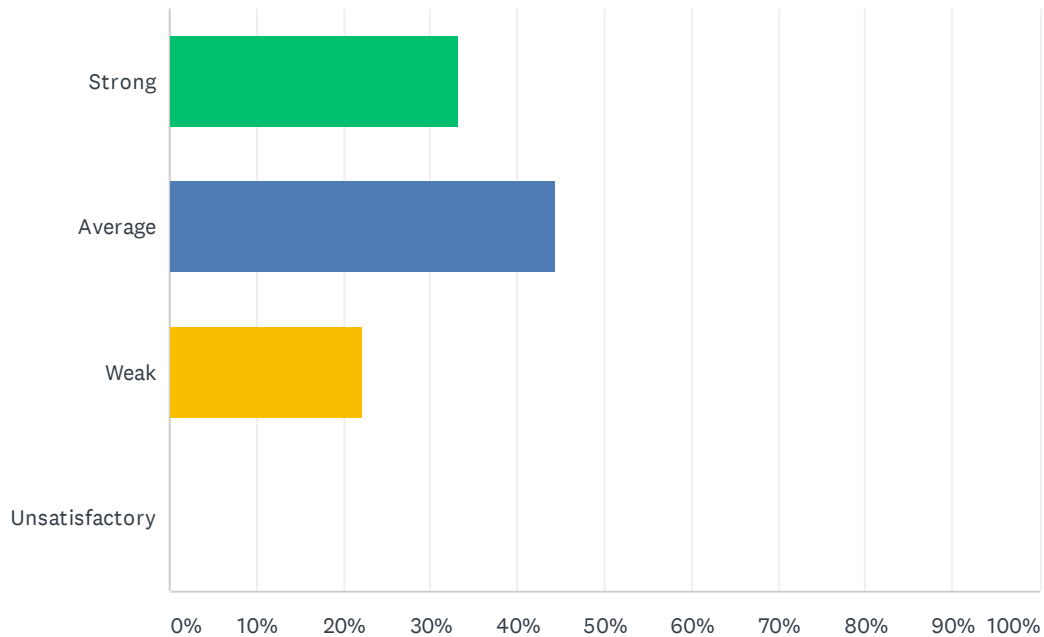
Answered: 9 Skipped: 0



ANSWER CHOICES	RESPONSES	
Strong	33.33%	3
Average	22.22%	2
Weak	33.33%	3
Unsatisfactory	11.11%	1
TOTAL		9

## Q11 Administration supports classroom discipline procedures and follows District discipline guidelines.

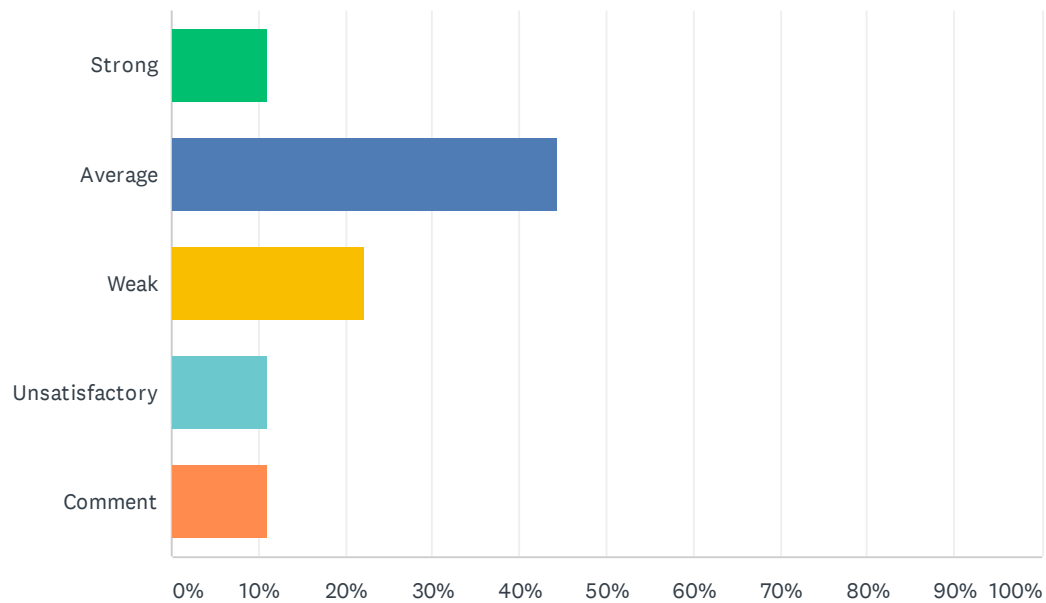
Answered: 9 Skipped: 0



ANSWER CHOICES	RESPONSES	
Strong	33.33%	3
Average	44.44%	4
Weak	22.22%	2
Unsatisfactory	0.00%	0
TOTAL		9

## Q12 Administration processes ODR's (Office Disciplinary Referrals) within 48 hours and supports staff when discipline moves beyond classroom managed behaviors.

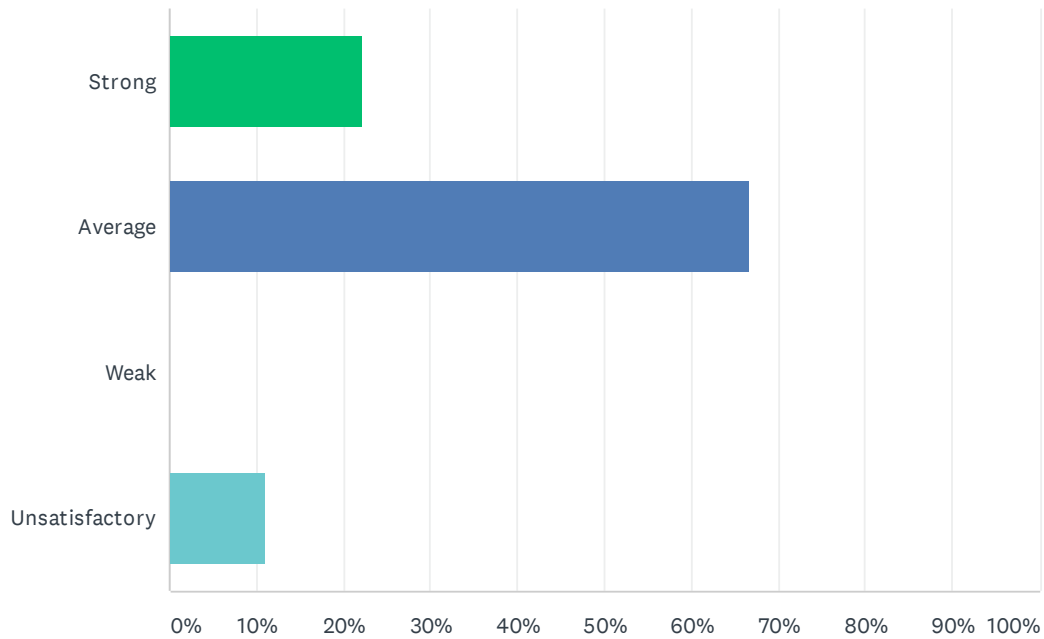
Answered: 9 Skipped: 0



ANSWER CHOICES	RESPONSES	
Strong	11.11%	1
Average	44.44%	4
Weak	22.22%	2
Unsatisfactory	11.11%	1
Comment	11.11%	1
TOTAL		9

### Q13 Administration treats teachers as professionals; the teacher's word is not disregarded in favor of the student's.

Answered: 9 Skipped: 0



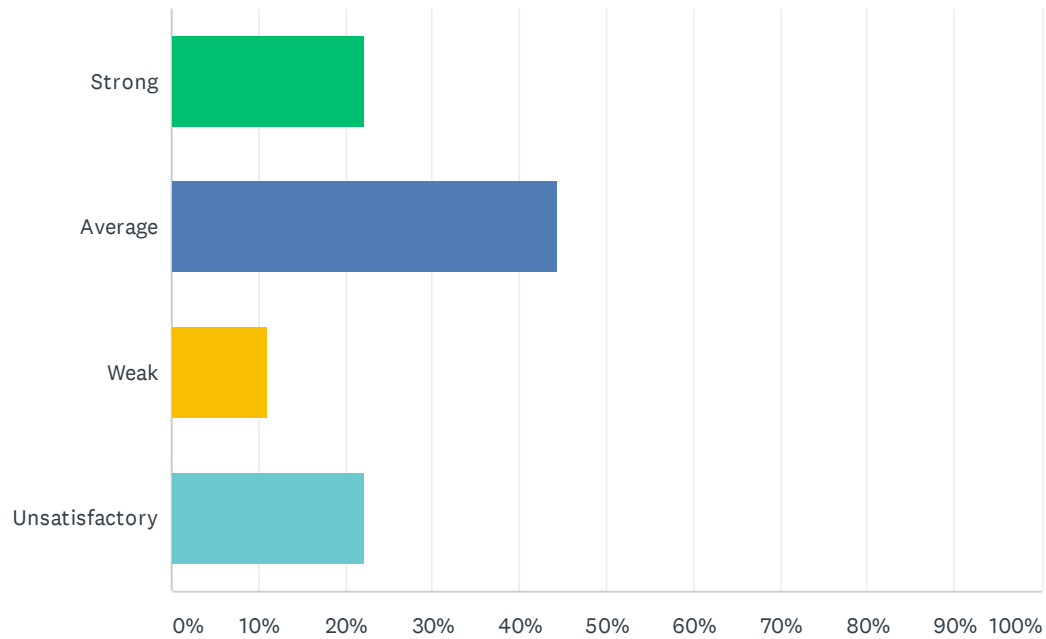
ANSWER CHOICES	RESPONSES	
Strong	22.22%	2
Average	66.67%	6
Weak	0.00%	0
Unsatisfactory	11.11%	1
TOTAL		9

Q14 How do you feel that your administration positively/negatively impacts working conditions at your site?

Answered: 6   Skipped: 3

## Q15 Site staff is involved in setting school policies and budgetary priorities.

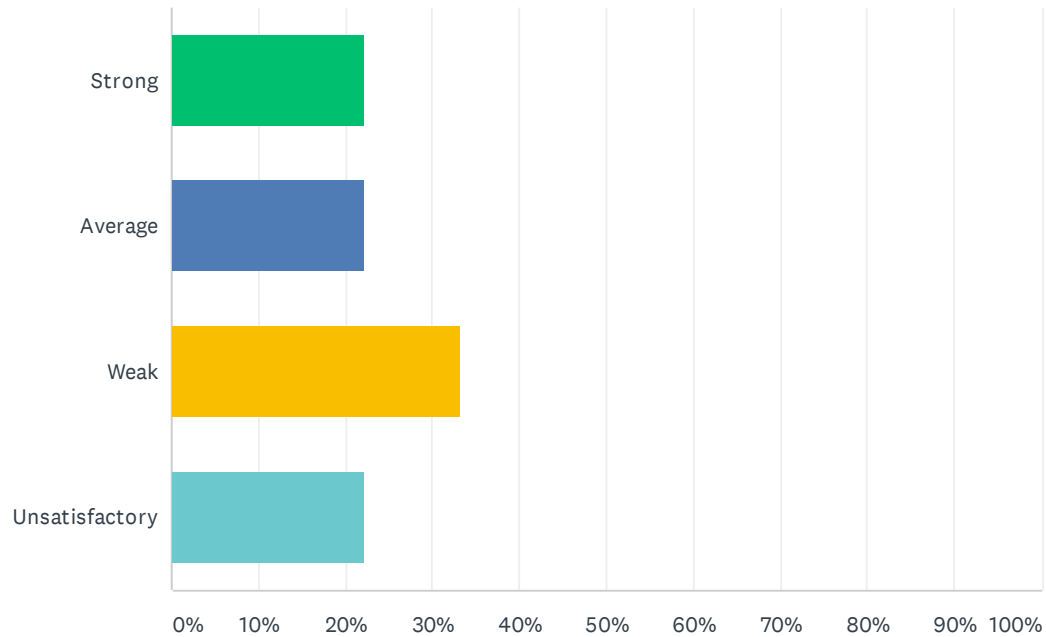
Answered: 9 Skipped: 0



ANSWER CHOICES	RESPONSES	
Strong	22.22%	2
Average	44.44%	4
Weak	11.11%	1
Unsatisfactory	22.22%	2
TOTAL		9

## Q16 Site meetings are productive and not excessive.

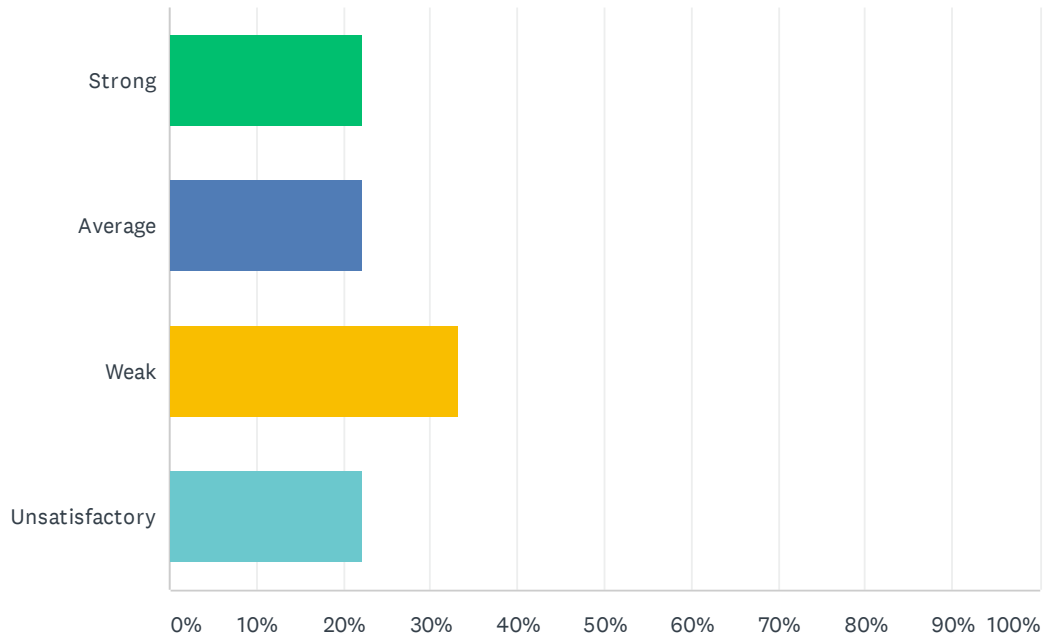
Answered: 9 Skipped: 0



ANSWER CHOICES	RESPONSES	
Strong	22.22%	2
Average	22.22%	2
Weak	33.33%	3
Unsatisfactory	22.22%	2
TOTAL		9

Q17 Bank days are used for PLC activities; Site administration uses two Bank Days a month and staff gets uninterrupted planning/preparation time twice a month during Bank Days.

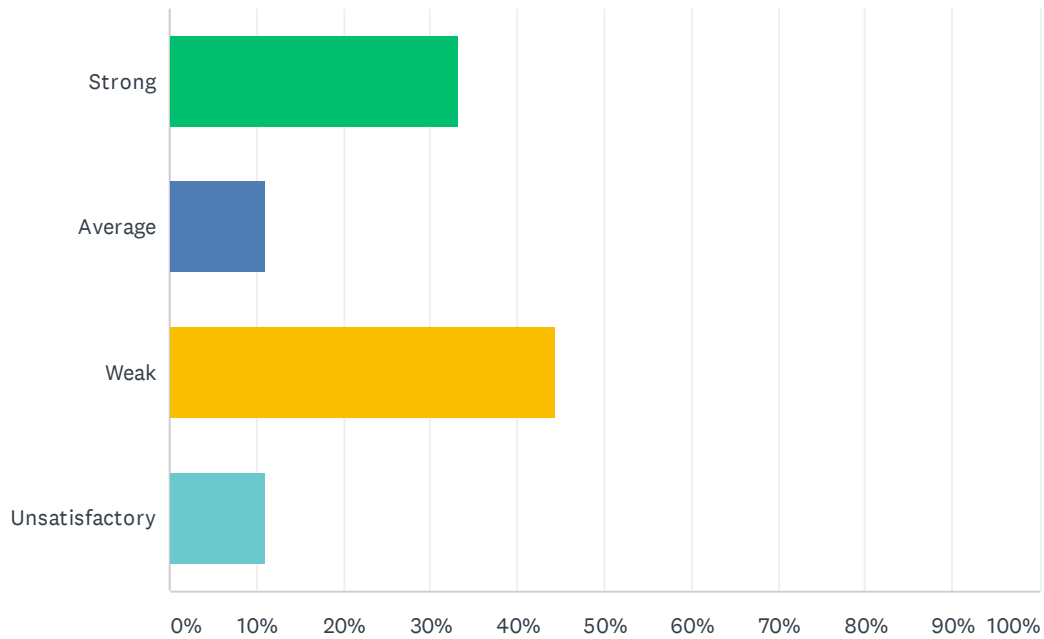
Answered: 9 Skipped: 0



ANSWER CHOICES	RESPONSES	
Strong	22.22%	2
Average	22.22%	2
Weak	33.33%	3
Unsatisfactory	22.22%	2
TOTAL		9

## Q18 My site receives daily consecutive uninterrupted planning/preparation time. (30 minutes / 40 minutes)

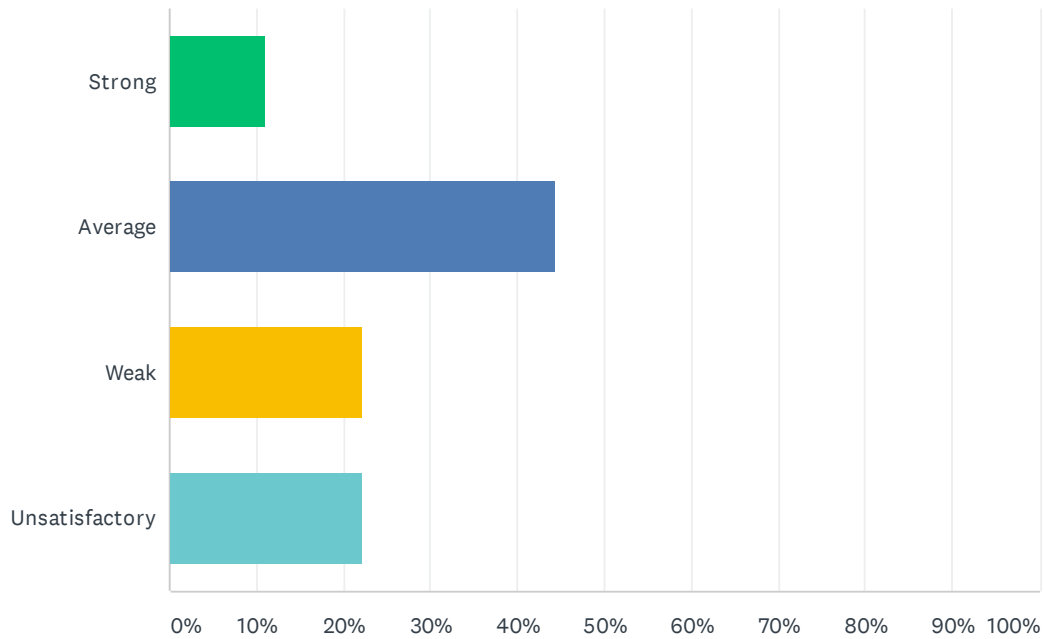
Answered: 9 Skipped: 0



ANSWER CHOICES	RESPONSES	
Strong	33.33%	3
Average	11.11%	1
Weak	44.44%	4
Unsatisfactory	11.11%	1
TOTAL		9

## Q19 Staff is given time to input district required data (ie. Benchmarks, Dibels, CFAs, Report Card, and etc).

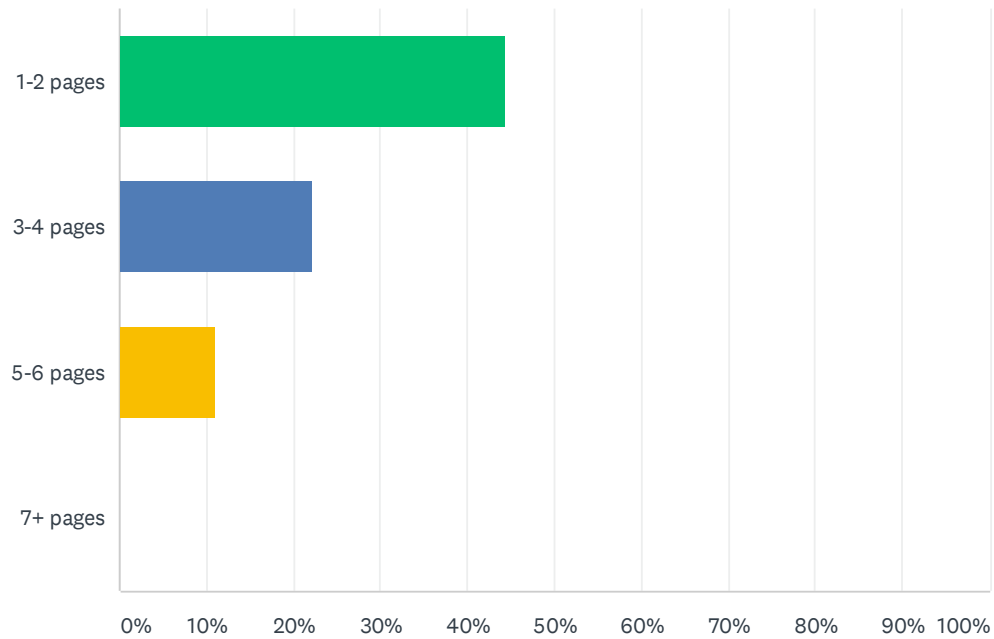
Answered: 9 Skipped: 0



ANSWER CHOICES	RESPONSES	
Strong	11.11%	1
Average	44.44%	4
Weak	22.22%	2
Unsatisfactory	22.22%	2
TOTAL		9

## Q20 Teachers are required to submit complete, but not excessively lengthy lesson plans.

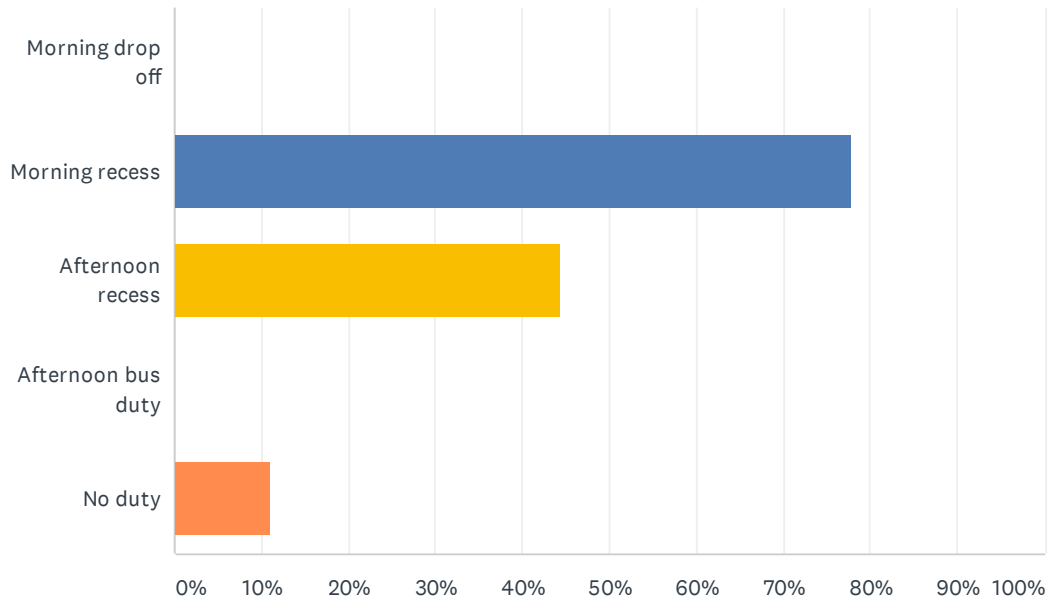
Answered: 9 Skipped: 0



ANSWER CHOICES	RESPONSES	
1-2 pages	44.44%	4
3-4 pages	22.22%	2
5-6 pages	11.11%	1
7+ pages	0.00%	0
TOTAL		9

## Q21 Staff has recess and/or bus duty.

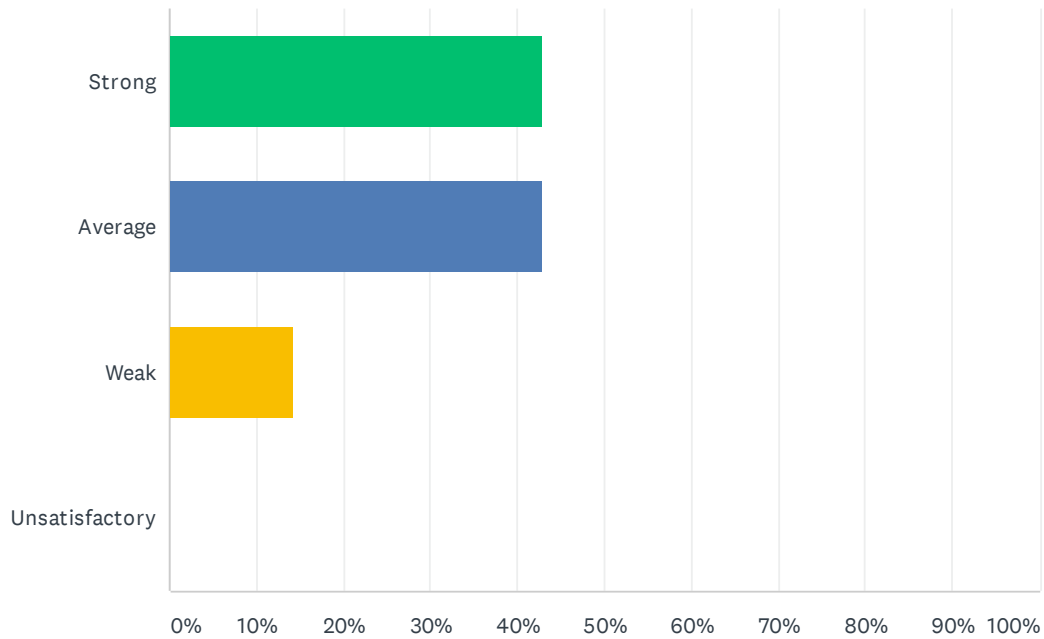
Answered: 9 Skipped: 0



ANSWER CHOICES	RESPONSES	
Morning drop off	0.00%	0
Morning recess	77.78%	7
Afternoon recess	44.44%	4
Afternoon bus duty	0.00%	0
No duty	11.11%	1
Total Respondents: 9		

## Q22 The Special Education Department is assisting you with your questions, problems, and concerns.

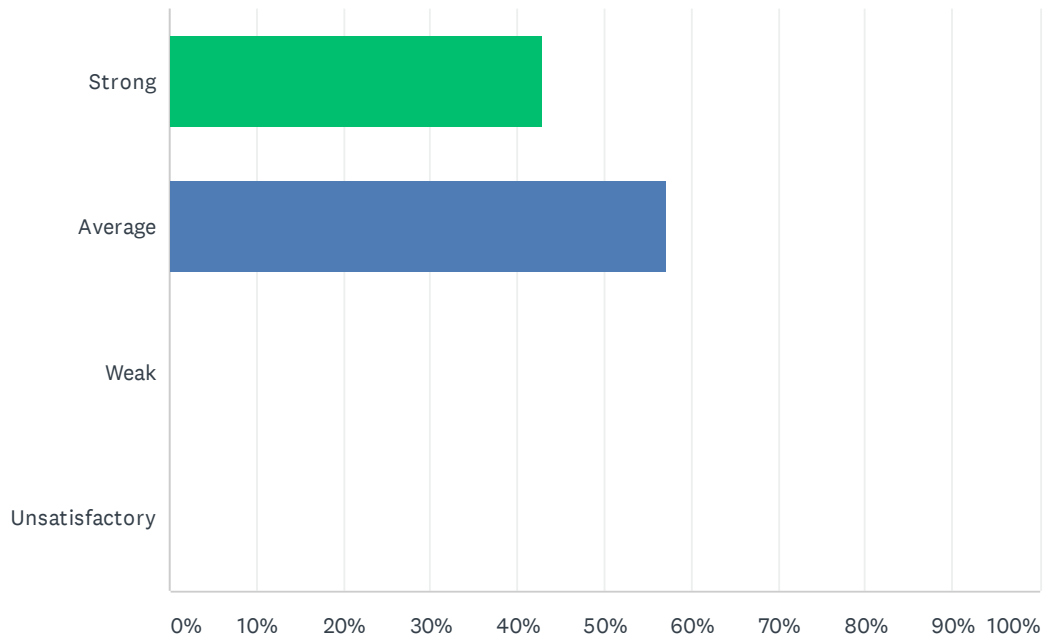
Answered: 7   Skipped: 2



ANSWER CHOICES	RESPONSES	
Strong	42.86%	3
Average	42.86%	3
Weak	14.29%	1
Unsatisfactory	0.00%	0
TOTAL		7

## Q23 Special Education class size is balanced within each program to ensure student safety and individualized instruction.

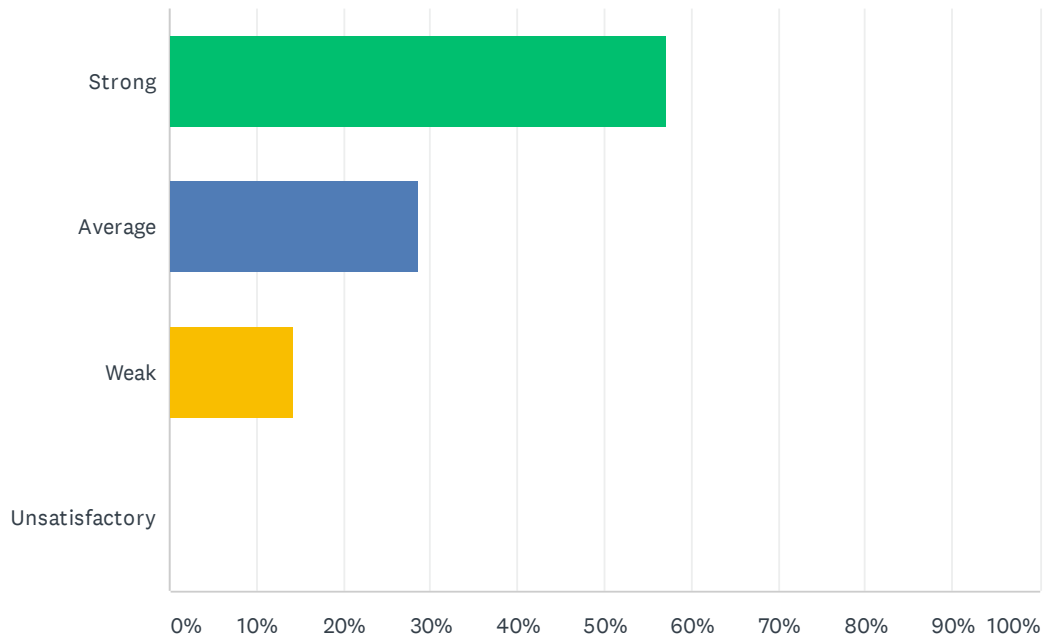
Answered: 7   Skipped: 2



ANSWER CHOICES	RESPONSES	
Strong	42.86%	3
Average	57.14%	4
Weak	0.00%	0
Unsatisfactory	0.00%	0
TOTAL		7

## Q24 Special education teachers have opportunities to participate in school-based, content area staff development.

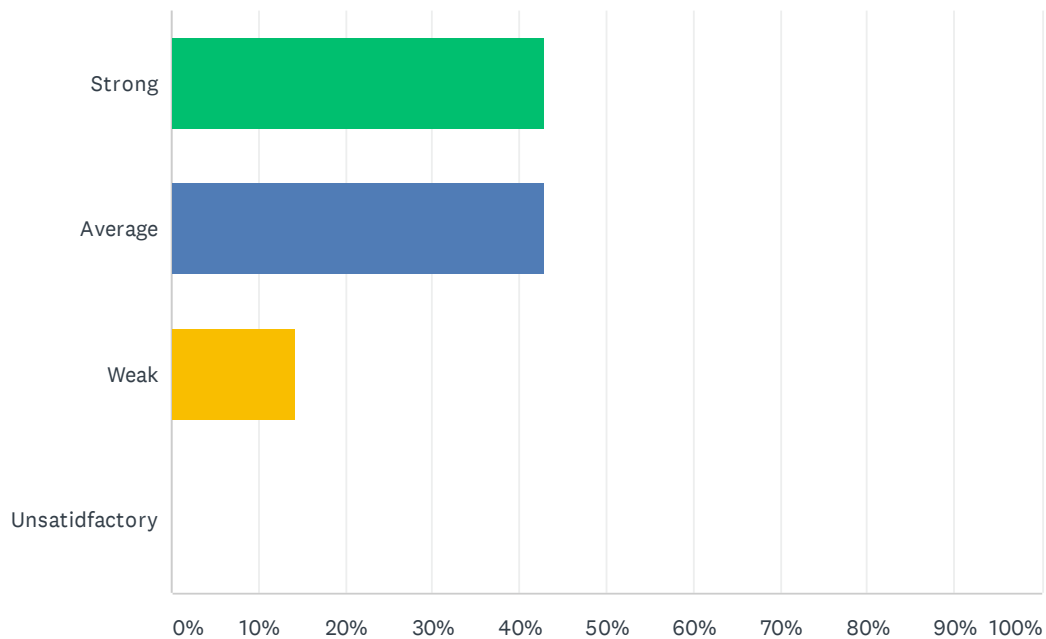
Answered: 7 Skipped: 2



ANSWER CHOICES	RESPONSES	
Strong	57.14%	4
Average	28.57%	2
Weak	14.29%	1
Unsatisfactory	0.00%	0
TOTAL		7

## Q25 Special education teachers have needed access to ALL instructional resources provided to the general education teachers.

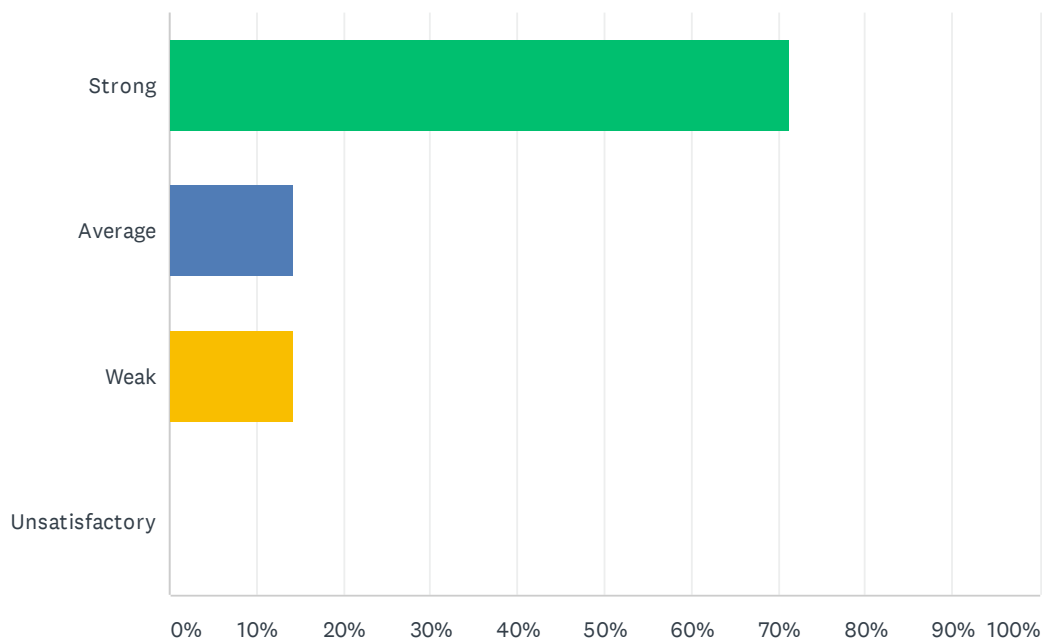
Answered: 7   Skipped: 2



ANSWER CHOICES	RESPONSES	
Strong	42.86%	3
Average	42.86%	3
Weak	14.29%	1
Unsatisfactory	0.00%	0
TOTAL		7

## Q26 Special education teachers are adequately trained in the administration of state assessments and District IEP's.

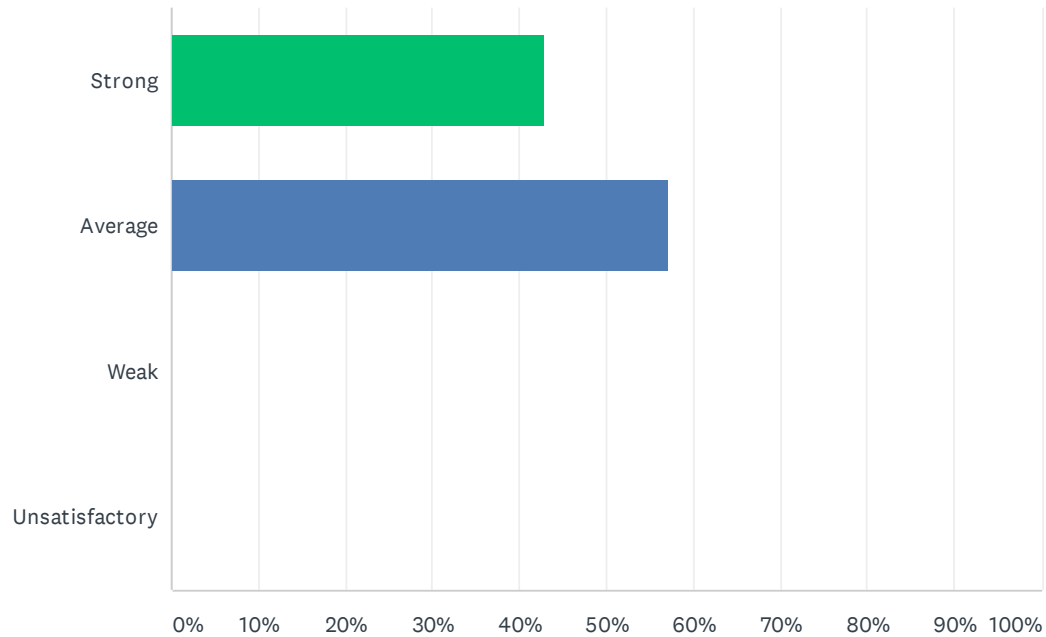
Answered: 7   Skipped: 2



ANSWER CHOICES	RESPONSES	
Strong	71.43%	5
Average	14.29%	1
Weak	14.29%	1
Unsatisfactory	0.00%	0
TOTAL		7

## Q27 The site principal is accessible to discuss special education issues.

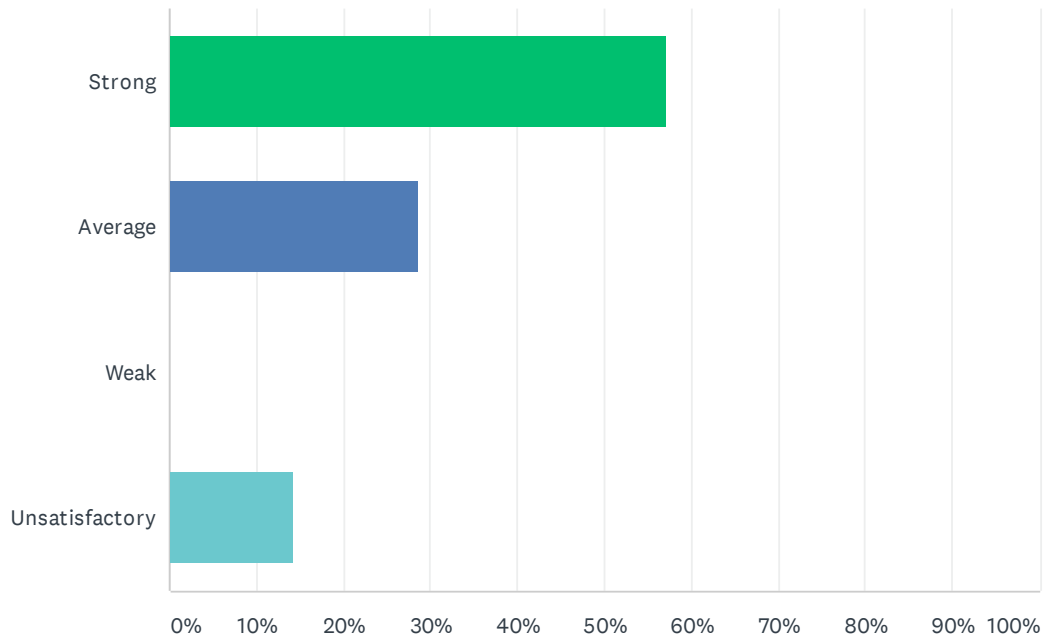
Answered: 7   Skipped: 2



ANSWER CHOICES	RESPONSES	
Strong	42.86%	3
Average	57.14%	4
Weak	0.00%	0
Unsatisfactory	0.00%	0
<b>TOTAL</b>		<b>7</b>

## Q28 The site principal promotes equal opportunities for all students to learn.

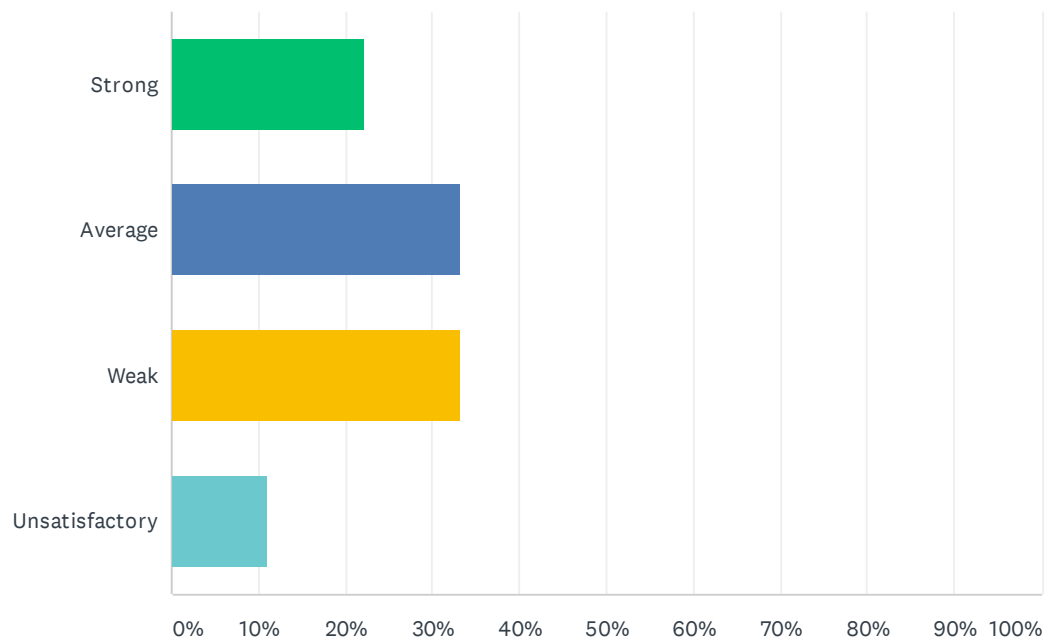
Answered: 7 Skipped: 2



ANSWER CHOICES	RESPONSES	
Strong	57.14%	4
Average	28.57%	2
Weak	0.00%	0
Unsatisfactory	14.29%	1
TOTAL		7

## Q29 PBIS is used effectively and is improving behavior.

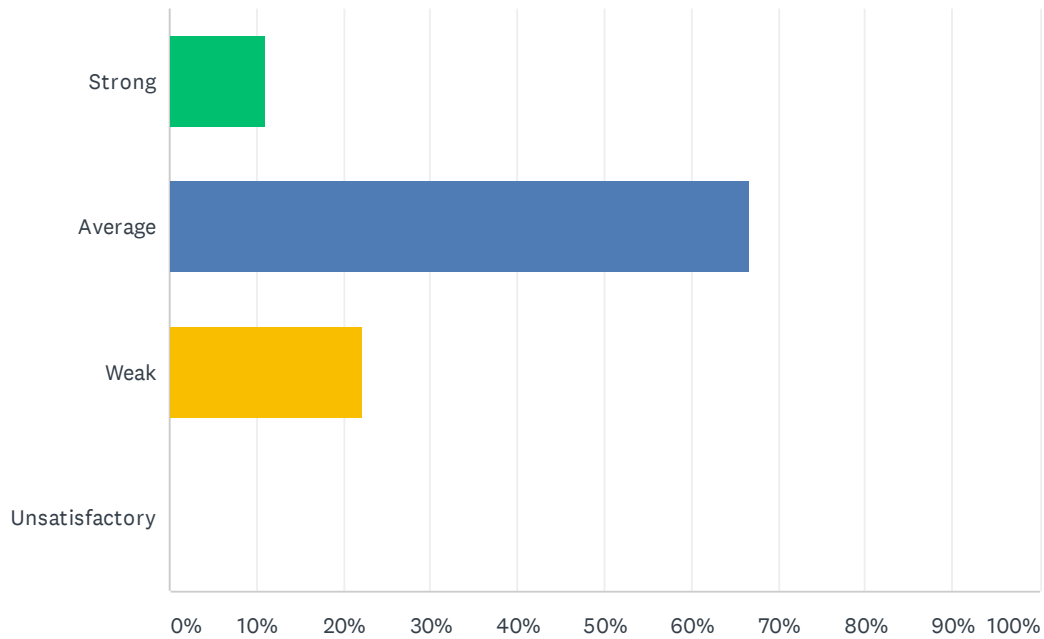
Answered: 9 Skipped: 0



ANSWER CHOICES	RESPONSES	
Strong	22.22%	2
Average	33.33%	3
Weak	33.33%	3
Unsatisfactory	11.11%	1
TOTAL		9

## Q30 PBIS and Behavior Intervention Specialists are creating a safer environment at my site.

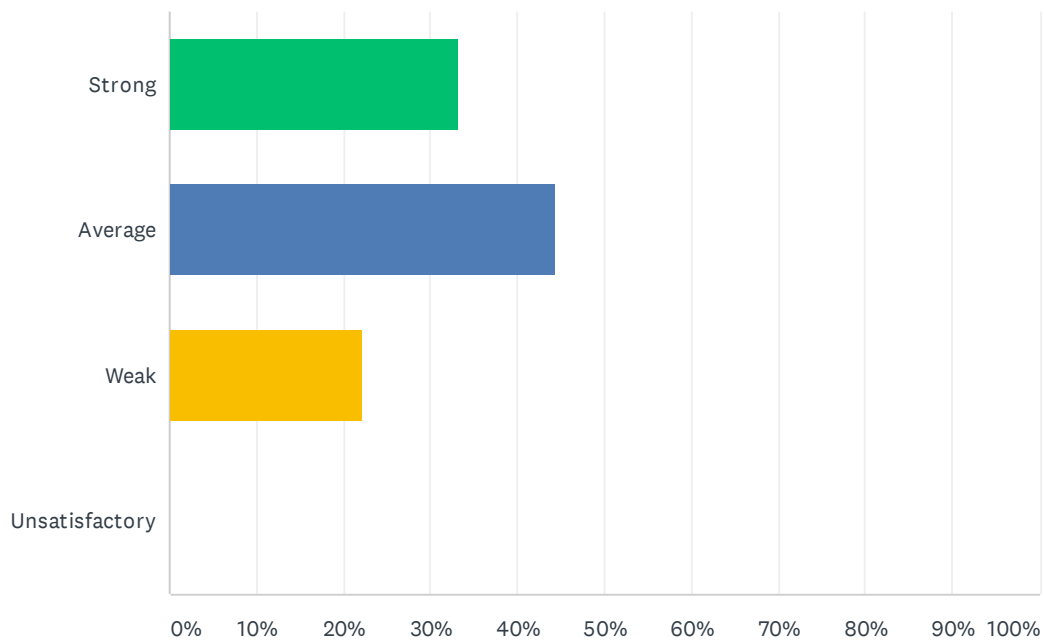
Answered: 9 Skipped: 0



ANSWER CHOICES	RESPONSES	
Strong	11.11%	1
Average	66.67%	6
Weak	22.22%	2
Unsatisfactory	0.00%	0
TOTAL		9

## Q31 Staff and students feel safe at my site.

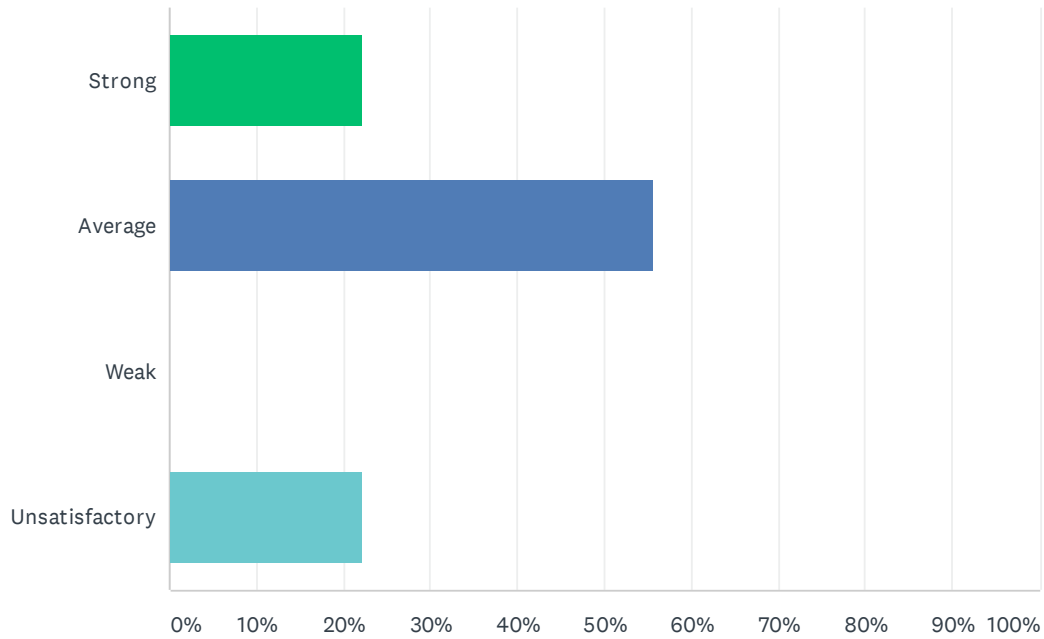
Answered: 9 Skipped: 0



ANSWER CHOICES	RESPONSES	
Strong	33.33%	3
Average	44.44%	4
Weak	22.22%	2
Unsatisfactory	0.00%	0
TOTAL		9

## Q32 Discipline is improving at my site and not interfering with learning.

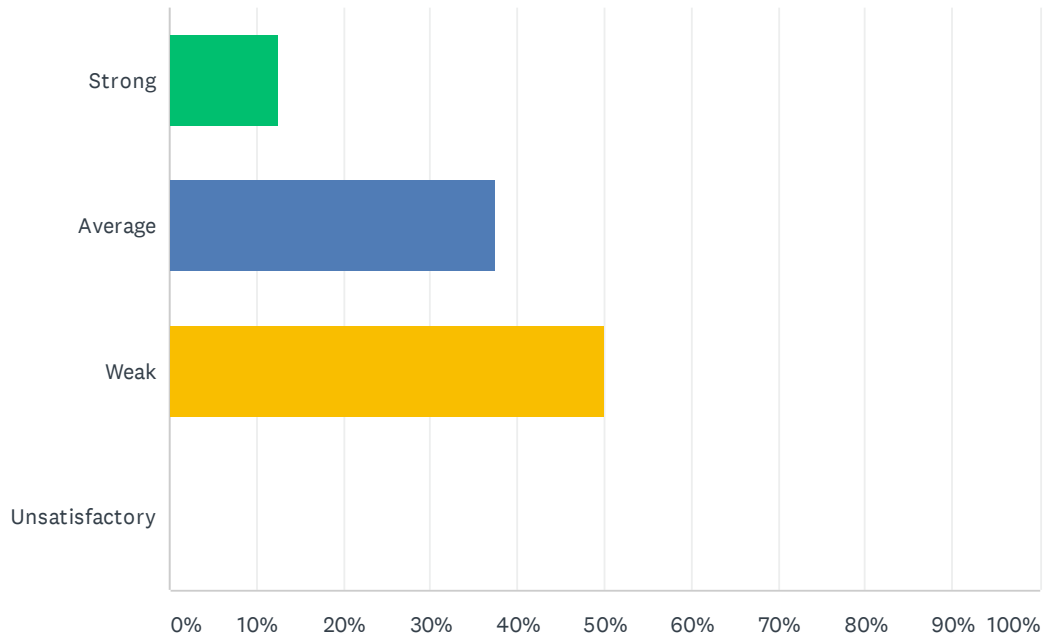
Answered: 9 Skipped: 0



ANSWER CHOICES	RESPONSES	
Strong	22.22%	2
Average	55.56%	5
Weak	0.00%	0
Unsatisfactory	22.22%	2
TOTAL		9

### Q33 Positive referrals are an effective tool in improving discipline.

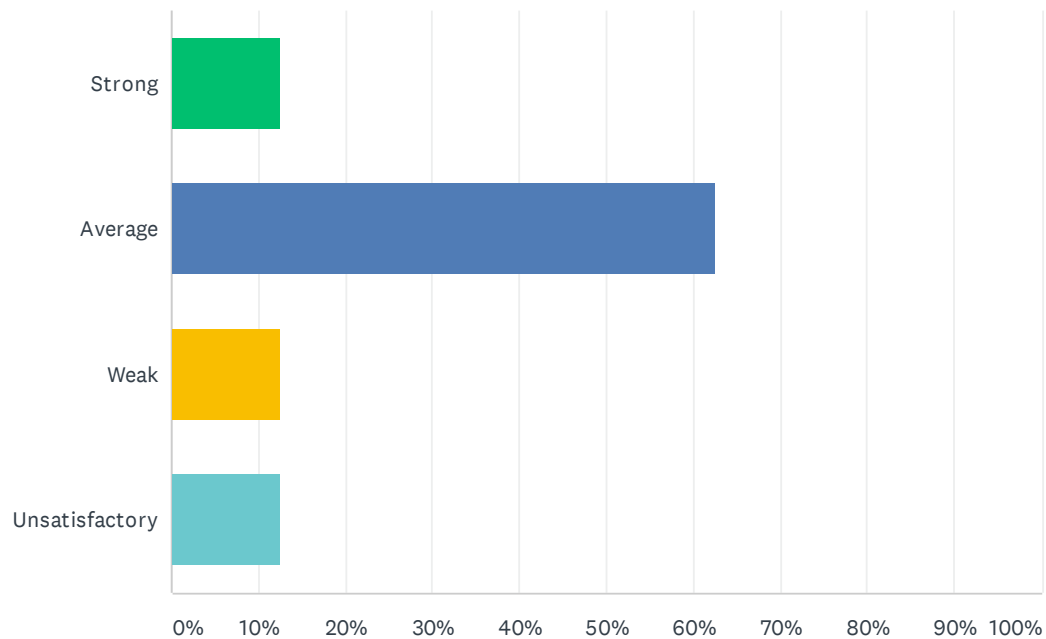
Answered: 8 Skipped: 1



ANSWER CHOICES	RESPONSES	
Strong	12.50%	1
Average	37.50%	3
Weak	50.00%	4
Unsatisfactory	0.00%	0
TOTAL		8

### Q34 When ODR's (office disciplinary referral) are written the teacher's word is valued and trusted.

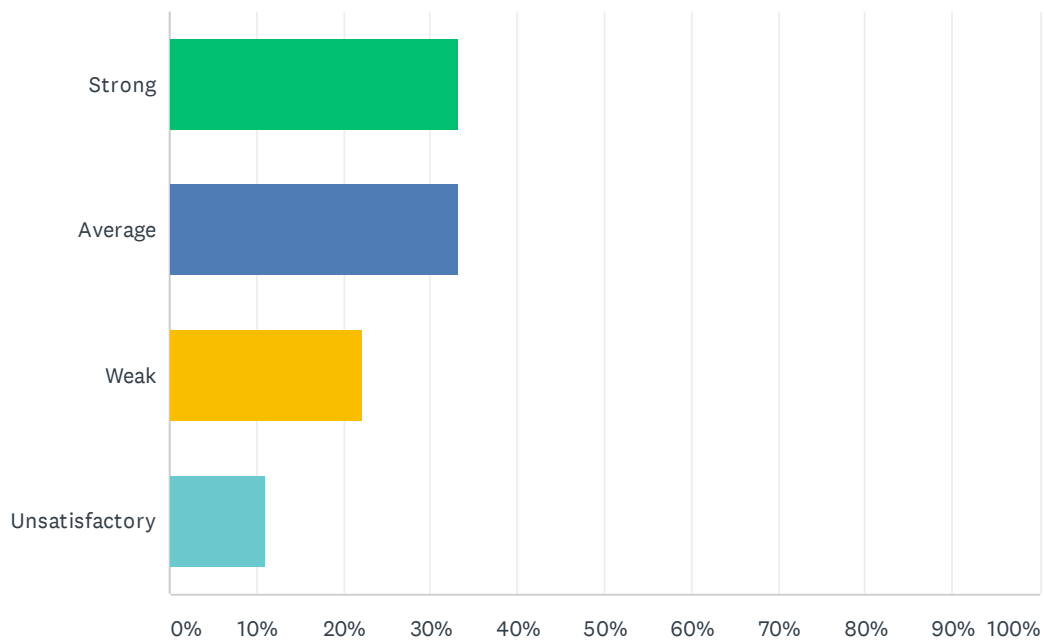
Answered: 8 Skipped: 1



ANSWER CHOICES	RESPONSES	
Strong	12.50%	1
Average	62.50%	5
Weak	12.50%	1
Unsatisfactory	12.50%	1
TOTAL		8

## Q35 My site has a positive atmosphere.

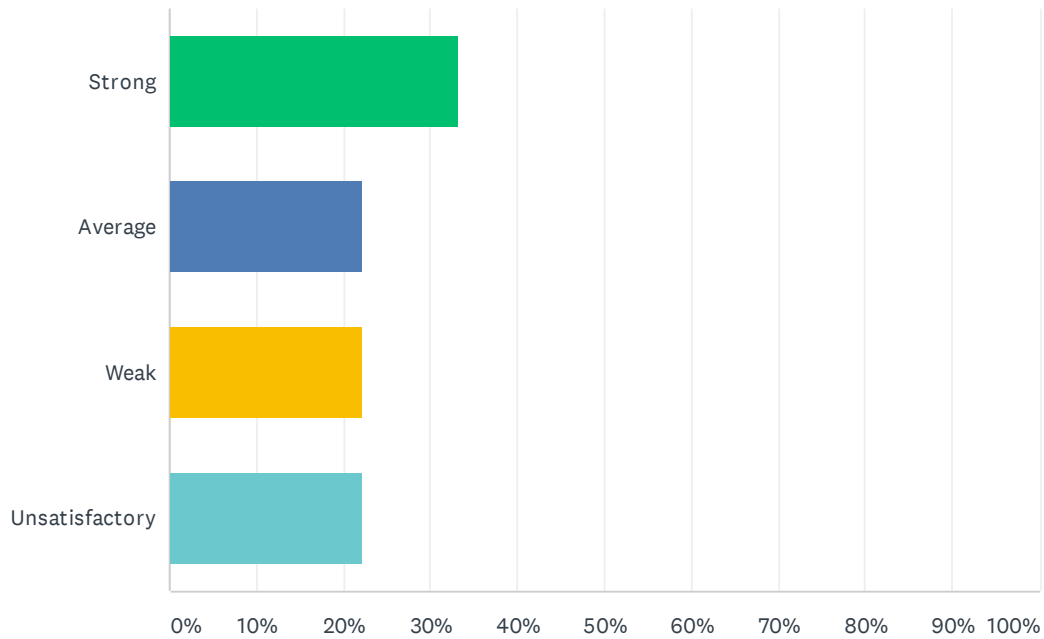
Answered: 9 Skipped: 0



ANSWER CHOICES	RESPONSES	
Strong	33.33%	3
Average	33.33%	3
Weak	22.22%	2
Unsatisfactory	11.11%	1
TOTAL		9

### Q36 I would recommend my site to other employees and prospective teachers.

Answered: 9 Skipped: 0



ANSWER CHOICES	RESPONSES	
Strong	33.33%	3
Average	22.22%	2
Weak	22.22%	2
Unsatisfactory	22.22%	2
TOTAL		9