

TRIDENT FLD-150 SPECIFICATION SHEET



APPLICATIONS

- For use in harsh environments
- For illumination of deck space on offshore vessels
- For use in outdoor industrial spaces
- For replacement of 400 watt Metal Halide Flood Fixtures

FEATURES

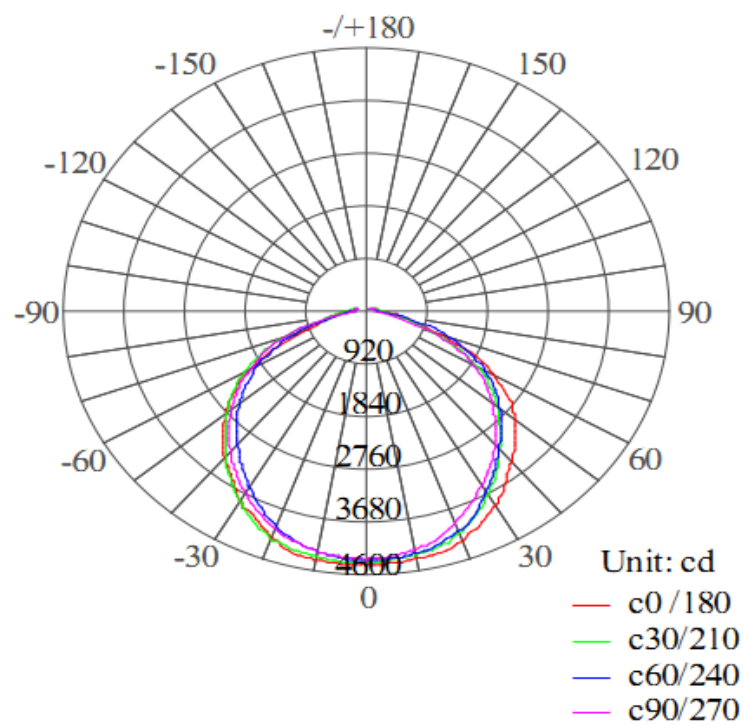
- 120VAC-240VAC Input Range
- 47HZ-63HZ
- 5000K Color Temperature for highest lumen output
- Comes with a range of different optic options. Standard 120 degree beam angle.

Parameter

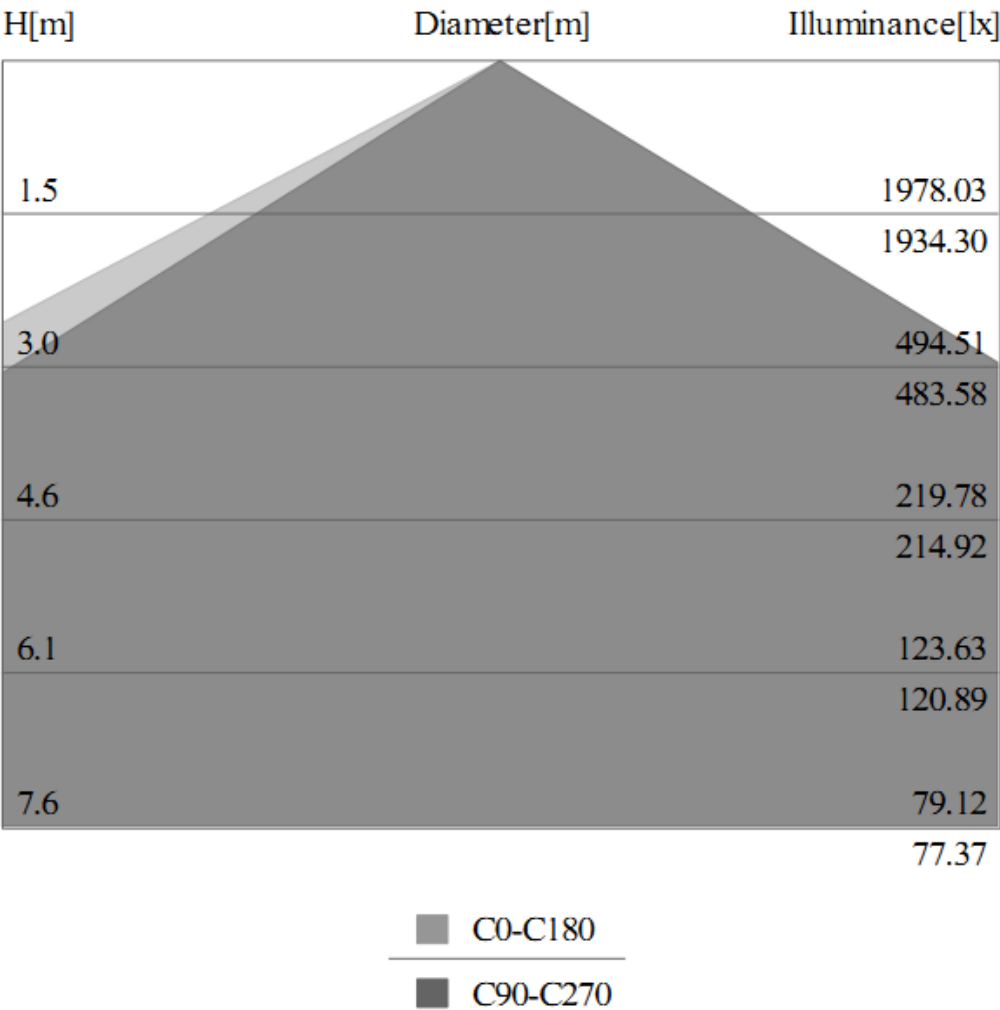
MAIN SPECIFICATIONS (T=25℃)		
NUMBER	ITEM	DESCRIPTION
01	Input Voltage	AC100-240V 47-63Hz
02	LED	3pcs
03	Power	150W
04	LED Efficiency	80-90Lm/W
05	Initial Flux	>13500Lm (Cool White) >13050Lm (Natural White) >12450Lm (warm white)
06	Power factor	>0.9
07	Color	Warm White /Natural White / Cool White
08	CRI	Ra>80
09	Color Temperature	2700-3300K (Warm White) 4000-5000K (Natural White) 5300-7000K (Cool White)
10	Center Illuminance	1.5M: 1978 Lux 3.0M: 494 Lux 6.0M: 124Lux
11	Beam Angle	120°
12	Life Time	>50,000 Hour
13	Operating Temperature	-25℃ to +55℃
14	Storage Temperature	-40℃ to +65℃
15	Connect Wire	Brown: L Black: L Blue: N or White: N Yellow/Green : GND Green: GND
16	Certifications	CE, RoHS
17	Weight	9.5Kg
18	Size	426×325×190mm
19	IP Code	IP65

Light distribution graph

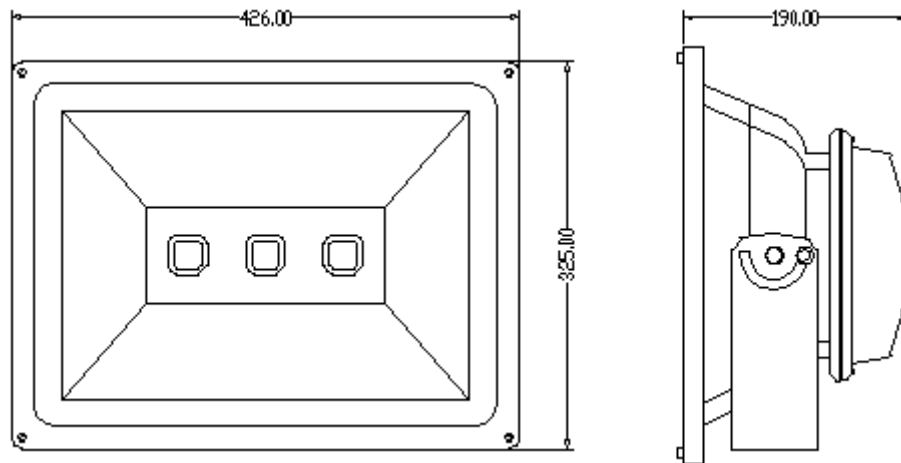
Distribution Curve of Meridian



Illumination intensity chart



Dimensions



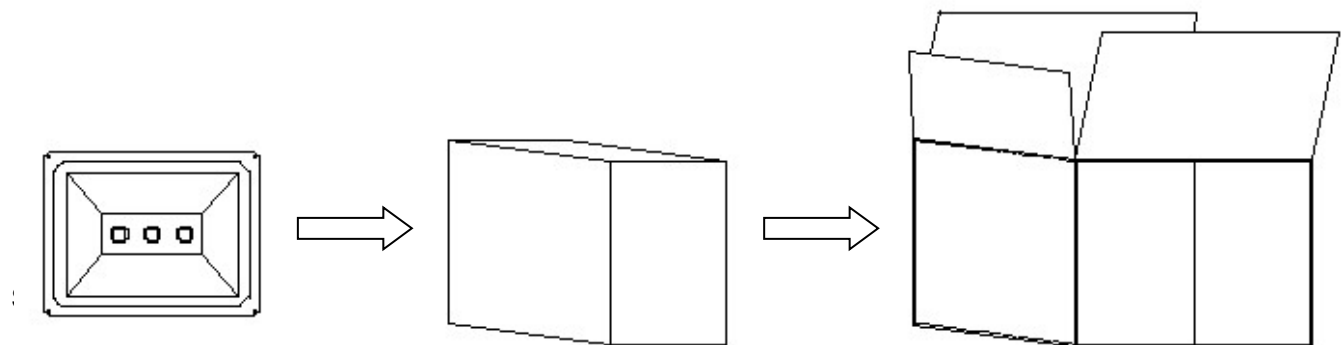
Notes

1. All dimension units are millimeters.
2. All dimension tolerance is $\pm 0.5\text{mm}$ unless otherwise noted.

Packing

Inner Carton: $460 \times 360 \times 230\text{mm}$ (1pcs/ctn) G.W:10.2 Kg

Outer Carton: $470 \times 470 \times 370\text{mm}$ (2pcs/ctn) G.W:20.6 Kg



Safety Notice for Using

- ◆ Please always use the light out of its package.
- ◆ Before starting use of the light, please check if the light was damaged during transportation. If any damage shown, please DO not install or use it.
- ◆ Any maintenance should be performed by trained professionals only.
- ◆ Keep packaging materials away from the reach of children and pets. Risks of suffocation!
- ◆ Caution. The packaging contains small parts that may be swallowed by children.
- ◆ Never leave children unattended in the vicinity of the lights and do not allow them to play with electrical devices.
- ◆ Try to avoid looking directly in the LED beam-especially for extended periods of time. Do not shine the LED light in another person's eyes.
- ◆ Never cover the light by other objects.

Maintenance

- ◆ Prior to cleaning the light, make sure it has been disconnected from the power supply.
- ◆ Use a dry or slightly moistened cloth for cleaning.
- ◆ Never use any chemicals or abrasives for cleaning.

Installation

- ◆ This product should be installed by trained electricians.
 - ◆ Check integrity of the products when unpack the packing.
 - ◆ When laying the cables, make sure that the cables and plugs are not subjected to any tensile or twisting forces. Fit the cable tension relieving mechanisms to the connection points of the surface-mounted lights. Do not kink cables. Output cables should be laid separately and at a distance from other cables.
 - ◆ Proceed by connecting the wiring cables to the luminaries.
-
- ◆ Used only the LED driver included, and do not connect the surface-mounted lights to other loads.
 - ◆ Do not remove the name plate of the power supply and driver of the light.

Notes

Non-professionals are not allowed to disassemble and maintain the products. We have the right not to provide after-sale service if unauthorized disassembly and maintenance happens to the products.