

Cranemaster-3200CM

EXPECT MORE. CHOOSE READING.




Designed and Manufactured For the Job



Shown with optional equipment

- ENGINEERED for you
- FEATURE packed
- VALUE packaging




STRONG | STURDY | DEPENDABLE



Cranemaster - 3200CM

The Reading Cranemaster-3200CM was engineered and built to withstand the torsional stresses that crane bodies experience during operation on all sites and unimproved surfaces. The 3200CM was designed to maximize interior compartment volume while still providing the structural integrity and security that the end-user comes to expect from a Reading product. The 3200CM is value packed with a long list of standard features and can accept 1,000 to 3,200 lb. capacity crane installations. Corrosion is controlled by the extensive use of galvanized steel throughout the body including the floor and the bumper. Like all Reading products, the Cranemaster-3200CM receives Reading's exclusive 12 stage emersion prime process and a durable abrasion resistant polyester powder coat finish inside and out. The Cranemaster-3200CM is backed by Reading's three year limited warranty.



Reading's Standard Features

1. Complete Stainless Steel Rotary Locks, Paddle Handles
2. Exclusive Dual-Pro® Door Seal System
3. Exclusive Patented Hidden Hinges
4. Aluma-Fill Fuel Fill
5. Seamless Wheelhouse Panel
6. Drop and Lock Tailgate
7. E-Coat Priming Process
8. Body Undercoated
9. Galvanized Floor
10. L.E.D. Stop, Tail, Turn and Clearance Lights

Exclusive 3200CM Features

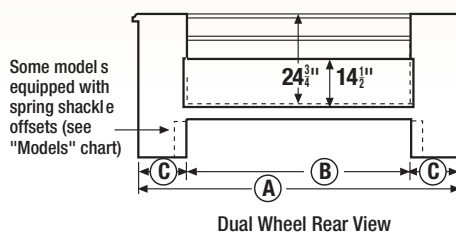
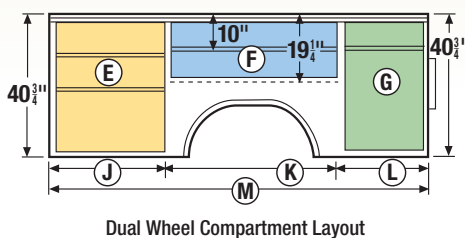
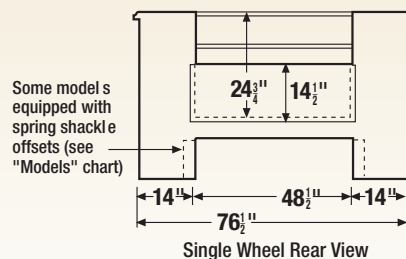
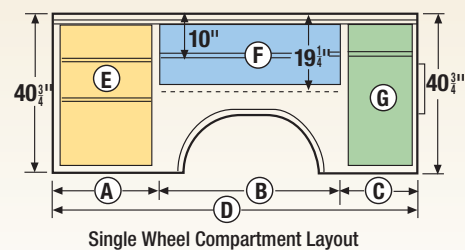
- Easy Mount Understructure Forward of Rear Axle
- 1/2" Thick Crane Compartment Top Plate
- 3/8" Wrap-Around Plate on Three Sides in the Compartment
- Standard Drip Pan for Hydraulic Crane
- Inside Door Hook For Remote Crane Pendant
- Reinforced Area Holds a 1,000 to 3,200 lb. Crane
- 12 Gauge Punched, Galvanized Diamond Plate on Top of Sidepack for Boom Support Mounting
- Straight Galvanized Step Bumper with Riser and Stand Off Mounting Design
- Diamond Plate Frame Mounted Bumper with LED Lights
- DW Crank Down Pull Out Outrigger (not shown)

Options

- 76 SW or 92 DW Deck Plate Bumper
- SW Crank Down Pull Out Outrigger
- DW Manual Down Pull Out Outrigger (shown)

Standard Bodies - Single and Dual Wheel

Model	Approx. Wt.	Cab-to-Axle	A	B	C	D	Approx. Compartment Clear Door Openings			J	K	L	M
							E	F	G				
98-SW	1480 lbs.	56"	28"	48"	22"	98"	22-1/2"x35-1/4"	46-1/2"x14"	16-1/2"x35-1/4"	---	---	---	---
108-SW	1650 lbs.	60"	34-3/4"	47"	26-1/4"	108"	29-1/4"x35-1/4"	45-1/2"x14"	20-3/4"x35-1/4"	---	---	---	---
108-DW	1990 lbs.	60"	93"	50"	21-1/2"	---	29-1/4"x35-1/4"	45-1/2"x14"	20-3/4"x35-1/4"	34-3/4"	47"	26-1/4"	108"



Standard Shelf and Divider Equipment

All shelves and dividers removable and adjustable.

98SW, 108SW, 108DW contains:

(7) shelves and (40) dividers included

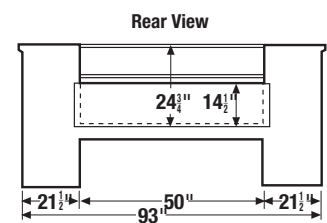
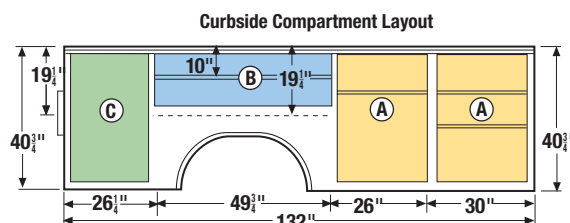
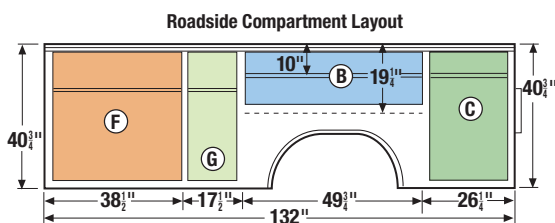
*Curbside crane compartment does not include shelf

132DW contains:

(8) shelves and (40) dividers included

132 Bodies - Dual Wheel

Model	Approx. Wt.	Cab-to-Axle	Approx. Compartment Clear Door Openings			
			B	C	F	G
132-DW	2300 lbs.	84"	48-1/4"x14"	20-3/4"x35-1/4"	35"x35-1/4"	11-1/2"x35-1/4"



EXCLUSIVE READING POWDER COAT

Powder coat paint is applied to the entire body including the interior work area and compartments via high voltage state-of-the-art spray equipment, adhering fine polyester particles to every surface. High temperatures melt the powder to form a smooth and durable finish with twice the coverage than the standard paint process.



Advantages:

- Resistant to UV exposure
- Excellent adhesion to E-coat prime surface
- The ability to withstand high levels of exposure to salt, chemicals, humidity, scratching and impact, far surpassing conventional wet spray top coats.
- Gleaming Powder Coat interiors reduce the need for auxiliary lighting and protect your investment against corrosion due to moisture, spills, and abrasion.
- Double mil thickness compared to traditional wet spray top coats

Only the Best Carry the Name



Steel Service Bodies



Aluminum Service Bodies



Panel Bodies



Service Vans - 75" single and dual wheel



Service Vans - 57"



Redi-Dek™



Marauder Dump Bodies



Drop Side Dump Bodies



Utility Bodies



Steel Stake and Platform Bodies



Steel Landscaper



Steel Contractor Bodies



Locations

Abington, PA
Bowmansville, PA
Clinton, MD

Columbus, OH
Louisville, KY
Pontiac, MI

Reading, PA
Seneca, PA
Suffolk, VA

SOLD AND SERVICED LOCALLY BY

All dimensions subject to plus or minus tolerance of 1/4" and all dimensions and all specifications are subject to change without notice. Some items displayed in photographs are optional. Alumna-Fill, Alumna-Chock, Dual-Pro, Extend-A-Shelf, Grip-'n-Glide, Latch-Matic, Marauder, Reading, Redi-Dek, Rhino Linings, Rugged American, S.M.A.R.T. Racks, Spacemaker, Tool-Mates, and TUFF STUFF are registered trademarks of The Reading Group, LLC in the United States and some foreign countries. The Reading Kangaroo is a trademarked image and may not be reproduced or used without express permission from The Reading Group.

TRG12-3300CM-5M-08

©2012 The Reading Group, LLC

www.ReadingBody.com