

# SL Service Body

EXPECT MORE. CHOOSE READING.



*Economical Quality*



*Shown with optional equipment*

- STRENGTH where it matters
- LEGENDARY quality and durability
- TIMELESS design, maximized for efficiency



**STRONG | DURABLE | DEPENDABLE**



SL Service Body

# SL Service Bodies

VALUE AND ECONOMY....Manufactured in Reading, PA, the SL service body offers an impressive list of traditional Reading standard features. The new SL 98 body features welded design and construction and utilizes A60 coated weight galvanized steel throughout, including the load space floor. This body moves through Reading's exclusive E-Coat and powder coat process, making it the longest lasting finish in the industry to prevent rust and corrosion. It's yet another reason why you can Expect More when you Choose Reading.



## Reading's Standard Features

1. Complete Stainless Steel Rotary Locks with Paddle Handles (shown) or Stainless Steel 3-point T-Handle Locks
2. Exclusive Dual-Pro<sup>®</sup> Door Seal System
3. Stainless Steel Bolt-On Block Hinges
4. Seamless Wheelhouse Panel
5. Incandescent Stop, Tail, Turn and Clearance Lights
6. Slam Action Tailgate with Diamond Pattern Facer, and Stainless Steel Knee Brace Hardware

## Standard Features Not Pictured

- Aluma-Fill Fuel Fill Cup
- E-Coat Priming Process
- Undercoated Understructure\*
- Galvanized Steel Floor
- Full Height Reinforced Bulkhead

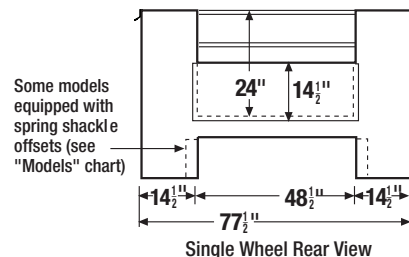
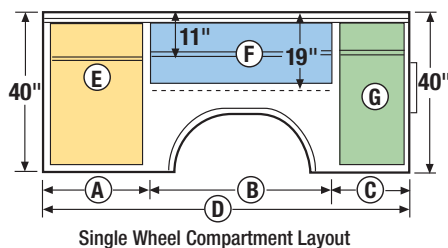
\* Bottom of compartments are not undercoated

## SL Service Body

Model	Approx. Wt.	Cab-to-Axle	A	B	C	D	Approx. Compartment Clear Door Openings		
							E	F	G
SL98-SWs	1135 lbs.	56"	28"	47"	23"	98"	22-1/2" x 33-3/4"	45-1/2" x 12-3/4"	17-1/2" x 33-3/4"

### Notes:

s Equipped with spring shackle offsets (see diagram). Contact your Reading Distributor for dimensions.



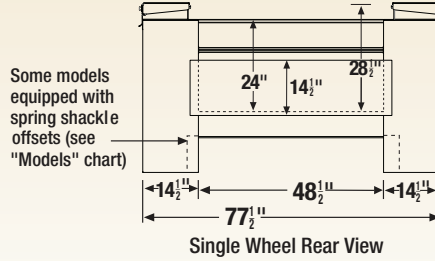
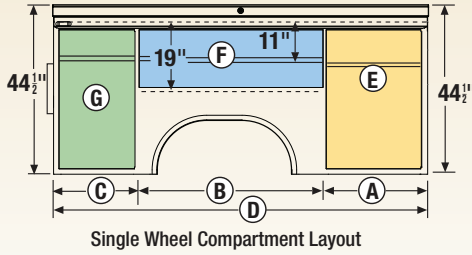
**Standard Shelf and Divider Equipment**  
All shelves and dividers removable and adjustable. 5 shelves included - Horizontal shelf included on curbside only.

# SL Spacemaker Body

Model	Approx. Wt.		Cab-to-Axle	A	B	C	D	Approx. Compartment Clear Door Openings		
	Steel Lids	Aluminum Lids						E	F	G
SLUS98-SWs	1260 lbs.	1210 lbs.	56"	28"	47"	23"	98"	22-1/2" x 33-3/4"	45-1/2" x 12-3/4"	17-1/2" x 33-3/4"

**Notes:**

s Equipped with spring shackle offsets (see diagram). Contact your Reading Distributor for dimensions.

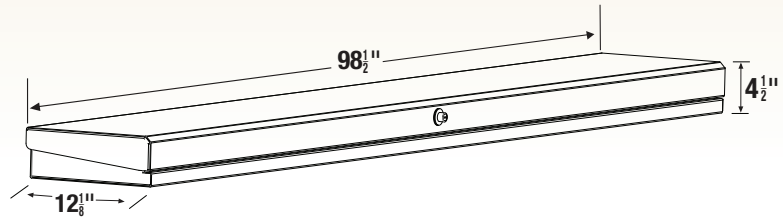


**Standard Shelf and Divider Equipment**

All shelves and dividers removable and adjustable. 5 shelves included - Horizontal shelf included on curbside only.

## Bolt-On Spacemaker Lids

Model	Approx. Wt.	
	Steel Lids	Aluminum Lids
Fits 98 SW	115 lbs.	88 lbs.



## Product Offering

### SL Service Body

- Available in 98" SW only
- Choice of stainless steel rotary locks or T-handle locks
- Body specific poached bumper available
- Choice of white or red powder coating finish, inside and out
- Can be ordered with Bolt-On Masterlocking - not installed



### SL Spacemaker Body

- Top-opening compartments that provide 15% more storage space
- Choice of powder coated white or aluminum diamond plate (shown)
- Feature two pneumatic props and rotary catches with push button release
- Can be ordered with Bolt-On Masterlocking - not installed (shown)



### SL Bolt-on Spacemaker Lids

- Add-on to a standard body with top-opening compartments that provide 15% more storage space
- Order individually
- Offers installation flexibility to open from the street or the load space

# Reading has a full line of trucks built for the long haul.



Steel Service Bodies



Aluminum Service Bodies



Panel Bodies



Service Vans - 75" single and dual wheel



Service Vans - 57"



Steel Ready Van SL



Marauder Dump Bodies



Drop Side Dump Bodies



Utility Bodies



Steel Stake and Platform Bodies



Redi-Dek™



Steel Contractor Bodies



## Locations

Bowmansville, PA  
Clinton, MD  
Louisville, KY

Pontiac, MI  
Reading, PA  
Suffolk, VA

SOLD AND SERVICED LOCALLY BY