

Cumulative Results

Official 2017 Entity Election

Run Time: 7/04/2017

Run Date: 05/06/2017

Eastland County**Entity Election**

5/6/2017

Page 1 of 4

Unofficial Results

Registered Voters

106,747,000 - 19,277,76

Polling Places Reporting

100% - 100,000

Council Place V - Vote for one or none

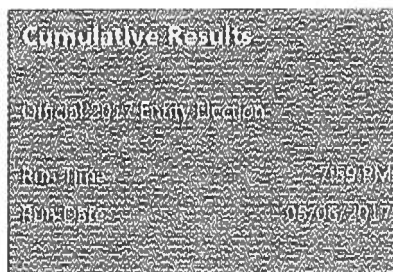
Choice	Party	Absentee Voting		Early Voting		Election Day Voting		Total	
Tammy McCulloch		23	65.71%	59	86.76%	53	82.81%	135	80.84%
Douglas									
David Hutton		12	34.29%	9	13.24%	11	17.19%	32	19.16%
Cast Votes:		35	100.00%	68	100.00%	64	100.00%	167	100.00%
Undervotes:		0	0.00%	0	0.00%	0	0.00%	0	0.00%
Overvotes:		0	0.00%	0	0.00%	0	0.00%	0	0.00%

Council Place VI - Vote for one or none

Choice	Party	Absentee Voting		Early Voting		Election Day Voting		Total	
Chris Johnson		19	54.29%	36	52.94%	29	45.31%	84	50.30%
Philip A. Green		14	40.00%	31	45.59%	31	48.44%	76	45.51%
Cast Votes:		33	94.29%	67	98.53%	60	93.75%	160	95.81%
Undervotes:		2	5.71%	1	1.47%	4	6.25%	7	4.19%
Overvotes:		0	0.00%	0	0.00%	0	0.00%	0	0.00%

Trustee Place 4 - Vote for one or none

Choice	Party	Absentee Voting		Early Voting		Election Day Voting		Total	
David Hatton		33	52.38%	301	65.01%	153	64.56%	487	63.83%
Tabitha Jordan		22	34.92%	137	29.59%	72	30.38%	231	30.28%
Cast Votes:		55	87.30%	438	94.60%	225	94.94%	718	94.10%
Undervotes:		8	12.70%	25	5.40%	12	5.06%	45	5.90%
Overvotes:		0	0.00%	0	0.00%	0	0.00%	0	0.00%




Eastland County

Entity Election

5/6/2017

Page 2 of 4



Trustee Place 5 - Vote for one or none

Choice	Party	Absentee Voting		Early Voting		Election Day Voting		Total	
Donald Cate		47	74.60%	381	82.29%	195	82.28%	623	81.65%
	Cast Votes:	47	74.60%	381	82.29%	195	82.28%	623	81.65%
	Undervotes:	16	25.40%	82	17.71%	42	17.72%	140	18.35%
	Overvotes:	0	0.00%	0	0.00%	0	0.00%	0	0.00%

Proposition 1 - Vote for or against

Choice	Party	Absentee Voting		Early Voting		Election Day Voting		Total	
For		41	65.08%	309	66.74%	144	60.76%	494	64.74%
Against		20	31.75%	152	32.83%	91	38.40%	263	34.47%
	Cast Votes:	61	96.83%	461	99.57%	235	99.16%	757	99.21%
	Undervotes:	2	3.17%	2	0.43%	2	0.84%	6	0.79%
	Overvotes:	0	0.00%	0	0.00%	0	0.00%	0	0.00%

Proposition 2 - Vote for or against

Choice	Party	Absentee Voting		Early Voting		Election Day Voting		Total	
For		42	66.67%	303	65.44%	140	59.07%	485	63.56%
Against		20	31.75%	155	33.48%	94	39.66%	269	35.26%
	Cast Votes:	62	98.41%	458	98.92%	234	98.73%	754	98.82%
	Undervotes:	1	1.59%	5	1.08%	3	1.27%	9	1.18%
	Overvotes:	0	0.00%	0	0.00%	0	0.00%	0	0.00%

Mayor - Vote for one or none

Choice	Party	Absentee Voting		Early Voting		Election Day Voting		Total	
Joe Pilgrim		6	60.00%	34	66.67%	31	63.27%	71	64.55%
	Cast Votes:	6	60.00%	34	66.67%	31	63.27%	71	64.55%
	Undervotes:	4	40.00%	17	33.33%	18	36.73%	39	35.45%
	Overvotes:	0	0.00%	0	0.00%	0	0.00%	0	0.00%

Cumulative Results	
Official 2017 Entity Election	
Run Date	5/9/2017
Run Date	05/06/2017

Eastland County

Entity Election

5/6/2017

Page 3 of 4

Unofficial Results	
Registered Voters	
100% of 81,041 = 81,041	
Polling Places Reporting	
100% of 1,000 = 1,000	

Commissioner 1 - Vote for one or none

Choice	Party	Absentee Voting		Early Voting		Election Day Voting		Total	
Jeffrey Angus		0	0.00%	9	17.65%	3	6.12%	12	10.91%
David Deaver		10	100.00%	38	74.51%	42	85.71%	90	81.82%
Cast Votes:		10	100.00%	47	92.16%	45	91.84%	102	92.73%
Undervotes:		0	0.00%	4	7.84%	4	8.16%	8	7.27%
Overvotes:		0	0.00%	0	0.00%	0	0.00%	0	0.00%

Commissioner 3 - Vote for one or none


Choice	Party	Absentee Voting		Early Voting		Election Day Voting		Total	
John Casey		8	80.00%	41	80.39%	39	79.59%	88	80.00%
Cast Votes:		8	80.00%	41	80.39%	39	79.59%	88	80.00%
Undervotes:		2	20.00%	10	19.61%	10	20.41%	22	20.00%
Overvotes:		0	0.00%	0	0.00%	0	0.00%	0	0.00%

Trustee Place 1 - Vote for one or none

Choice	Party	Absentee Voting		Early Voting		Election Day Voting		Total	
Joanna Barron		8	57.14%	36	65.45%	47	74.60%	91	68.94%
Cast Votes:		8	57.14%	36	65.45%	47	74.60%	91	68.94%
Undervotes:		6	42.86%	19	34.55%	16	25.40%	41	31.06%
Overvotes:		0	0.00%	0	0.00%	0	0.00%	0	0.00%

Trustee Place 2 - Vote for one or none

Choice	Party	Absentee Voting		Early Voting		Election Day Voting		Total	
Roy D. Rodgers		10	71.43%	37	67.27%	46	73.02%	93	70.45%
Cast Votes:		10	71.43%	37	67.27%	46	73.02%	93	70.45%
Undervotes:		4	28.57%	18	32.73%	17	26.98%	39	29.55%
Overvotes:		0	0.00%	0	0.00%	0	0.00%	0	0.00%




Eastland County

Entity Election

5/6/2017

Page 4 of 4



Trustee Place 5 - Vote for one or none

Choice	Party	Absentee Voting		Early Voting		Election Day Voting		Total	
Gerald (Bro Gee) Gunstanson		10	71.43%	45	81.82%	53	84.13%	108	81.82%
	Cast Votes:	10	71.43%	45	81.82%	53	84.13%	108	81.82%
	Undervotes:	4	28.57%	10	18.18%	10	15.87%	24	18.18%
	Overvotes:	0	0.00%	0	0.00%	0	0.00%	0	0.00%

Trustee Place 6 - Vote for one or none

Choice	Party	Absentee Voting		Early Voting		Election Day Voting		Total	
Dwaine Crawford		10	71.43%	43	78.18%	52	82.54%	105	79.55%
	Cast Votes:	10	71.43%	43	78.18%	52	82.54%	105	79.55%
	Undervotes:	4	28.57%	12	21.82%	11	17.46%	27	20.45%
	Overvotes:	0	0.00%	0	0.00%	0	0.00%	0	0.00%

Trustee Place 7 - Vote for one or none

Choice	Party	Absentee Voting		Early Voting		Election Day Voting		Total	
Ronnie Bush		9	64.29%	22	40.00%	35	55.56%	66	50.00%
John Vasquez		4	28.57%	30	54.55%	26	41.27%	60	45.45%
	Cast Votes:	13	92.86%	52	94.55%	61	96.83%	126	95.45%
	Undervotes:	1	7.14%	3	5.45%	2	3.17%	6	4.55%
	Overvotes:	0	0.00%	0	0.00%	0	0.00%	0	0.00%