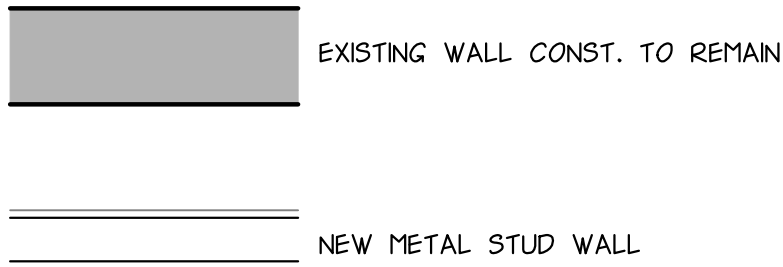


GENERAL NOTES

1. ALL DIMENSIONS ARE TO FACE OF WALL, FACE OF EXISTING CONSTRUCTION U.N.O.
2. REFER TO SHEET A4.0 FOR ALL WALL & FLOOR FINISHES
3. REFER TO MECHANICAL, ELECTRICAL AND PLUMBING DRAWINGS FOR ADDITIONAL INFORMATION
4. REFER TO THE LATEST ANYTIME FITNESS DESIGN MANUAL FOR ALL REQ'D. FURNITURE AND ACCESSORIES – GENERAL CONTRACTOR TO ASSEMBLE AND INSTALL OWNER SUPPLIED FURNITURE – VERIFY QUANTITIES W/ OWNER
5. ALL WALLS REPRESENTED IN PLANS AS FOLLOWS:



6. WOOD STUDS MAY BE USED IN LIEU OF METAL STUDS AT THE DISCRETION OF THE GENERAL CONTRACTOR IF THE CONSTRUCTION TYPE ALLOWS FOR IT – VERIFY WITH ARCHITECT PRIOR TO CONSTRUCTION

FLOOR PLAN LEGEND

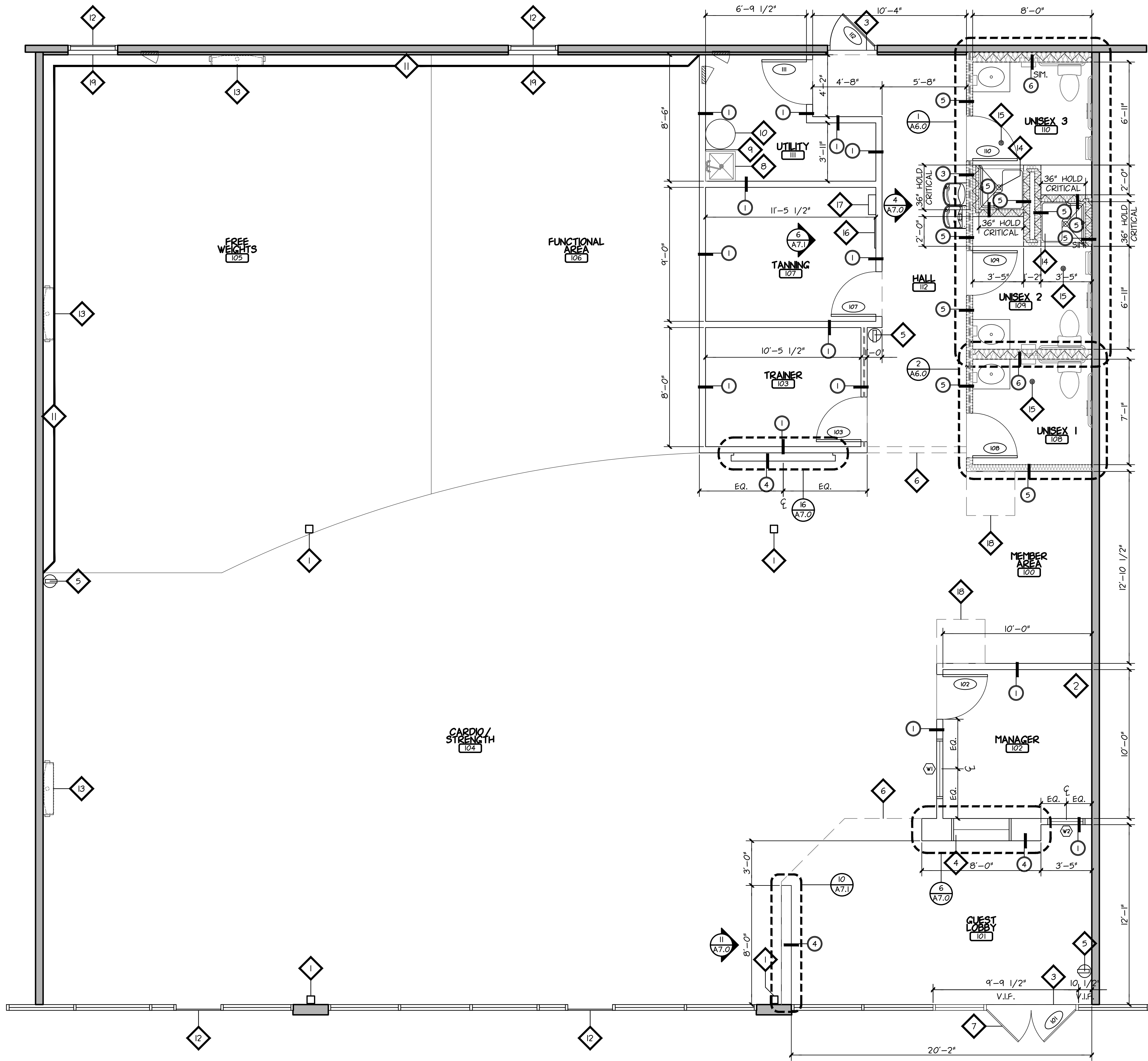
- EXIST STRUCTURAL STEEL COLUMN TO REMAIN – PROTECT & PAINT
- NERVE CENTER LOCATION – REFER TO ELECTRICAL SHEETS
- VERIFY THRESHOLD – 1/2" MAX. RISE WITH BEVELED SIDES THAT SLOPE 1:2 MAXIMUM – PROVIDE 1/2" SADDLE AT ALL THRESHOLDS THAT ABUT TILE
- RETAL/LOGO WALL ASSEMBLY TO EXTEND TO UNDERSIDE OF EXISTING ROOF ASSEMBLY
- WALL MOUNTED FIRE EXTINGUISHER – VERIFY FINAL LOCATION WITH LOCAL FIRE MARSHALL
- DASHED LINE INDICATES CEILING TRANSITION ABOVE
- INSTALL NEW DOUBLE ENTRY DOOR AND STOREFRONT WINDOW TO MATCH EXISTING – VERIFY SIZE OF OPENING IN FIELD – PROVIDE HARDWARE AND WEATHER STRIPPING
- SERVICE SINK WITH MIXING VALVE – REFER TO PLUMBING DRAWINGS FOR ADDITIONAL INFORMATION
- PROVIDE 8'-0" HIGH F.R.P. WAINSCOT 4'-0" BEYOND LIMIT OF SERVICE SINK AT WALLS SURROUNDING SERVICE SINK
- WATER HEATER – REFER TO PLUMBING DRAWINGS
- PROVIDE MIRRORS ALONG FACE OF WALL AS INDICATED – FROM 2'-0" A.F.F. TO 8'-0" A.F.F.
- LOCK EXISTING DOOR SHUT – REMOVE HARDWARE AND EMERGENCY LIGHTING
- LOCATION OF T.V. – CONTRACTOR TO PROVIDE & INSTALL POWER & DATA, REFER TO ELECTRICAL DRAWINGS, OWNER TO PROVIDE & INSTALL TVs AND MOUNTS – REFER TO 7/A7.2 FOR BLOCKING DETAIL TYPICAL
- PROVIDE POSITIVE SLOPE TO SHOWER FLOOR DRAINS – IF SLAB IS EXISTING, REMOVE PORTION OF SLAB AS NEEDED AND REPOUR TO REQUIRED SPECIFICATIONS – COORDINATE SLOPES WITH FLOORING CONTRACTOR TO ACHIEVE CLEAN, SMOOTH TRANSITION
- RESTROOM FLOOR DRAIN – REFER TO 9/A7.2
- 24" WIDE FULL-LENGTH MIRROR IN STAINLESS STEEL FRAME – VERIFY LOCATION WITH OWNER – REFER TO 6/A7.1
- STAINLESS STEEL SHELF – REFER TO 6/A7.1 – VERIFY LOCATION WITH OWNER
- OPTIONAL VENDING MACHINE LOCATIONS – VENDING MACHINE TO BE PROVIDED BY OWNER – GENERAL CONTRACTOR TO PROVIDE AND INSTALL POWER AND DATA – REFER TO ELECTRICAL DRAWINGS
- FUR OVER DOOR TO BE FLUSH WITH EXISTING WALL – V.I.F.

WALL TYPES

WALL TYPE #1	5/8" GYP. BD. 3-5/8" MTL. STUDS @ 16" O.C. 5/8" GYP. BD. – PROVIDE SOUND BATT INSUL. W/IN WALL ASSEMBLY – SEE FLOOR PLAN FOR LOCATIONS
WALL TYPE #2	NOT USED
WALL TYPE #3	5/8" GYP. BD. (2) LAYERS 3 5/8" METAL STUDS @ 16" O.C. 5/8" MOISTURE RESISTANT GYPSUM BOARD (PAINT) ** AT ALL SHOWERS REPLACE MOISTURE RESISTANT GYPSUM BOARD WITH CEMENTITIOUS SHEATHING – PROVIDE BLOCKING/BACKING AS REQUIRED – REFER TO GENERAL NOTE #16 ON SHEET A5.0
WALL TYPE #4	ANYTIME FITNESS BRANDED WALL ASSEMBLIES – REFER TO DETAILS FOR CONSTRUCTION METHOD ON SHEET A7.0
WALL TYPE #5	5/8" GYP. BD. (PAINT) 3-5/8" METAL STUDS @ 16" O.C. 5/8" MOISTURE RESISTANT GYP. BD. (RESTROOM SIDE) (PAINT) – AT ALL SHOWERS REPLACE MOISTURE RESISTANT GYP. BD. W/ CEMENTITIOUS SHEATHING – PROVIDE BLOCKING/BACKING AS REQ'D. – REFER TO GENERAL NOTE #16 ON SHEET A5.0 – PROVIDE SOUND BATT INSUL. W/IN WALL ASSEMBLY – SEE FLOOR PLAN FOR LOCATIONS
WALL TYPE #6	5/8" GYP. BD. (PAINT) 6" METAL STUDS @ 16" O.C. 5/8" MOISTURE RESISTANT GYP. BD. (RESTROOM SIDE) (PAINT) – AT ALL SHOWERS REPLACE MOISTURE RESISTANT GYP. BD. W/ CEMENTITIOUS SHEATHING – PROVIDE BLOCKING/BACKING AS REQ'D. – REFER TO GENERAL NOTE #16 ON SHEET A5.0 – PROVIDE SOUND BATT INSUL. W/IN WALL ASSEMBLY – SEE FLOOR PLAN FOR LOCATIONS

WALL HEIGHT LEGEND

- TOP OF WALL TO BOTTOM OF DECK
- TOP OF WALL TO 10'-6" A.F.F.
- TOP OF WALL TO 9'-6" A.F.F.



A2.0

ARCHITECTURAL FLOOR PLAN

1/4" = 1'-0"

CONSULTANT:



15 Ninth Avenue North, Hopkins, MN 55343
Phone: 952.941.8860/ www.wilkusarch.com

CLIENT:




ANYTIME FITNESS, LLC
12181 MARGO AVE SOUTH
HASTINGS, MN 55033
PHONE: (651) 438-5000

PROJECT INFORMATION:

ANYTIME FITNESS
CROSS CREEK CENTER
3601 W MAIN ST, SUITE 145
DURANT, OK 74701

SEAL:



MICHAEL J. WILKUS, ARCHITECT
LICENSE NUMBER: A3371
EXPIRATION DATE: 06-30-17

FIRM NUMBER: 2312339996
EXPIRATION DATE: 06-30-17
03-09-16
DATE

PROJECT NO.: 2016-0166

DRAWN BY: DAA
CHECKED BY: KMB

ISSUE: DATE:
PERMIT SET 03-09-16

REVISION: DATE:

PROJECT LOCATION:

DURANT, OK

SHEET NUMBER / TITLE:

A2.0

ARCHITECTURAL FLOOR PLAN