

MD™ 902EXPLDRER

HIGH PERFORMANCE. HIGH TECHNOLOGY. A HIGHER STANDARD.



MISSION PROVEN | LAW ENFORCEMENT | UTILITY | EMS | VIP

MD™ 902EXPL DRER



MADE IN AMERICA

f t in | MDHELICOPTERS.COM

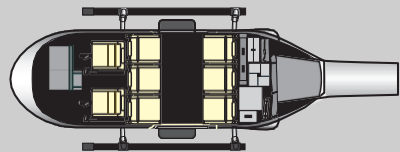
The MD 902 Explorer sets the standard in performance, affordability, reliability and safety for the light twin-engine helicopter class. With executing a broad range of mission profiles in nearly every market segment - air medical, law enforcement, search and rescue, executive transport, utility, and offshore operations - the MD 902 Explorer couples high performance with low direct operating costs to rise above the rest.

PERFORMANCE CAPABILITIES

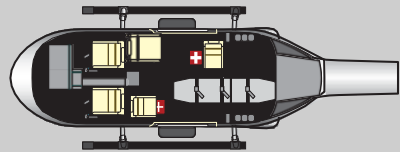
Max Gross Weight: Int.	Max Gross Weight: Ext.	Useful Load	HIGE	HOG E	Max Cruise Speed	Max Rate of Climb	Range*
6,500 lb / 2,948 kg ¹	6,900 lb / 3,129 kg ¹	3,125 lb / 1,417 kg ¹	10,650 ft / 3,246 m ¹	8,780 ft / 2,676 m ¹	131 kt / 244 kph ¹	2120ft/646m-permin ¹	328 nm / 607 km ¹
6,770 lb / 3,070 kg ²	6,900 lb / 3,129 kg ²	3,395 lb / 1,539 kg ²	9,000 ft / 2,743 m ²	7,000 ft / 2,133 m ²	100 kt / 185 kph ²	1970ft/600m-permin ²	325 nm / 601 km ²

¹Take-off / landing limited to 5,000 ft HIGE at 6,500 lb * Standard day at 5,000 ft MSL

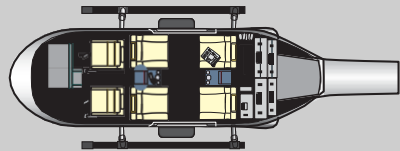
²Take-off / landing limited to 3,000 ft HIGE at 6,770 lb * Standard day at 5,000 ft MSL



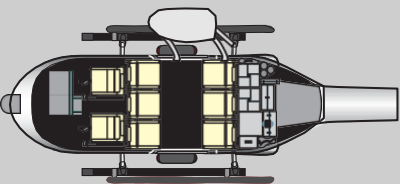
STANDARD



AIR MEDICAL SERVICES



CORPORATE



OFFSHORE/SEA PILOT TRANSFER



VIP Interior



EMS Interior



Surveillance/Utility Interior



NOTAR® Technology



Genesis Aerosystems Integrated IDU-680 EFIS/EICAS/MFD Glass Cockpit



Belgian Federal Police: External Hoist