

## Block of the Month

February 2022

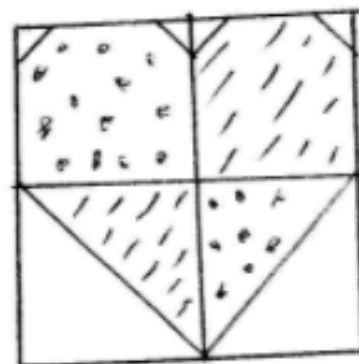
### Heart:

Choose two coordinating pink prints  
One white on white fabric

Print A: Cut one square  $6 \frac{1}{4}$ , Cut one square  $6 \frac{5}{8}$

Print B: Cut one square  $6 \frac{1}{4}$ , Cut one square  $6 \frac{5}{8}$

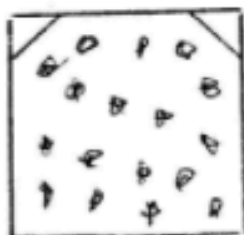
White: Cut one square  $6 \frac{5}{8}$ , Cut 4 squares  $2 \frac{1}{8}$



Draw a diagonal line along wrong side of small white squares.

Sew two small squares to top corners of  $6 \frac{1}{4}$  print A and print B. Sew on drawn line, trim to  $\frac{1}{4}$  and press toward print fabric.

Unit 1




Unit 2



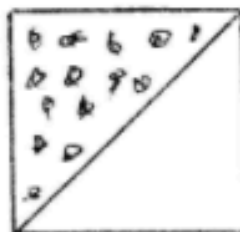
Cut the remaining  $6 \frac{5}{8}$  squares in half diagonally.

Sew each white diagonal piece to one print A and one print B. Press seam toward print.

Unit 3



Unit 4



Sew Unit 1 to Unit 3, press up. Sew Unit 2 to Unit 4, press down.

Now sew the units together, nesting center seam and press up to complete the heart.  
 $11 \frac{3}{4}$  inches square.