



Prices effective July 5, 2023
Published March 2024

Height Adjustable Benching

HermanMiller list prices shown are in USD.
For HermanMiller Canadian prices, multiply
the USD list price by a factor of 1.20---effec-
tive July 2023.

Introduction	page 2
Nevi™ Link	3
Sit-to-Stand Bench	5
End Caps and Connecting Plates	12
Screen	18
Gallery Panel	23
Power	27
External Cable Manager	36
Renew™ Link	45
Sit-to-Stand Bench	47
End Caps and Connecting Plates	69
Screen	77
Gallery Panel	82
Power	87
External Cable Manager	95
Indices	97
By Name	97
By Number	99
Appendices	
20-Day or Less/Assigned Lead-Time Order Information	
Vary Easy Program	
Stain-to-Match Program	
Customer's Own Material Order Information-Workspaces	
Textiles Application Chart-Workspaces	
Textile Colors	
For the latest materials information, refer to the Materials pages on HermanMiller.com.	

Introduction

A Note on the Organization of This Book

There are a few signals that will help you understand the organization of this book. Once you know them, you should be able to find your way around easily.

Like a newspaper, this book is formatted with columns of text and illustrations that run vertically.

Information wraps from one column to the next and continues for as many pages as it needs to.

Black bars are clues.

A black bar at the top of a page signals the start of information about a product.

This information is divided into two sections, each signaled by a black bar. Product Information includes a description, additional notes, and dimensional drawings. Specification Information, which always begins at the top of a column, includes a series of steps. Each step represents a decision you need to make in order to complete your product number. Steps must be followed sequentially. The number of pages needed to complete information on a product varies; some will be complete in one page; others may fill three or four pages. Just continue going through the steps until you run into the next product, signaled by the black bar at the top of the page.

Black tabs running along the outside edge of the page help you locate what section you are in or what section you want to go to. You can thumb forwards or backwards to find a section; tabs and text appear on both sides of the page.

The additional pages in the back of the book include the appendices and indices. They are signaled by a long black bar running along the outside edge of the page.

The index is presented two ways.

The first index is in alphabetical order by product name. It can be helpful if you are new to the products and numbering scheme or if you are looking for a type of product, such as work chair or round table.

The second index is by product number. It lists, in alphanumeric order, the base product number, typically a five-digit number.

General Information

This book is effective July 5, 2023, subject to change without notice. Products may be purchased from authorized Herman Miller dealers who will quote prices upon request. For more information about our products and services or to see a list of dealers, visit www.HermanMiller.com.


All prices are list prices. Additional services, such as planning services, design, storage, and installation, are not included and must be added to these prices when the additional services are requested.


Illustrations, specifications, and prices are based on the latest information at the time of publication. The right is reserved to make changes at any time without notice in prices, fabrics, finishes, materials, specifications, and models, and also to discontinue models and finishes.

Dimensions shown in the drawings are engineering drawing dimensions rounded up to the nearest $\frac{1}{8}$ ". Product is shipped set up or knocked down. Products that include "Shipped knocked down" in the description require some assembly. If this statement does not appear in the description, the product is shipped assembled.

Service problems are normally handled by a Herman Miller authorized dealer. Where this cannot be accomplished on a local level, service problems should be referred to the Customer Care Representative for your region, Herman Miller, Inc., Zeeland, Michigan 49464.

20-Day or Less/Assigned Lead-Time Shipments

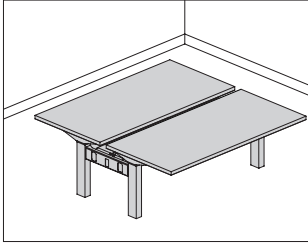
All products and options in this price book not designated by an Assigned Program icon  will ship in **20 business days or less** after being acknowledged by Herman Miller.

Products and options designated by an  are on the assigned lead-time program and may ship in 20 days, less than 20 days, or more than 20 days from order acknowledgement.



Nevi Link Back-to-Back Rectangular Height Adjustable Bench

DY2AS.



Product Information

Description

This rectangular back-to-back bench is a 2-workstation unit that can be used in back-to-back height adjustable benching applications in series with other Nevi™ Link back-to-back benches to create a run. Each workstation comes in a squared-edge style and has options for laminate top with thermoplastic edge or laminate top with thermoplastic backed plywood edge. There are multiple height adjustment, wire management, and switch options. Glides have 1/2" of leveling adjustment. Shipped knocked down. Product is UL Listed.

Notes

Floor-to-top-of-surface height adjustment ranges are 27"-46" for the electric standard range (EE) option and 22"-48" for the electric extended range (DD) option.

To power bench applications, specify the following components separately:

- Power entry (DU1351)
- Power entry, New York City (DU1352)
- Junction block to Junction block jumper (DU1353)
- Duplex receptacle (DU1355)
- Junction block (DU1358,DBB)

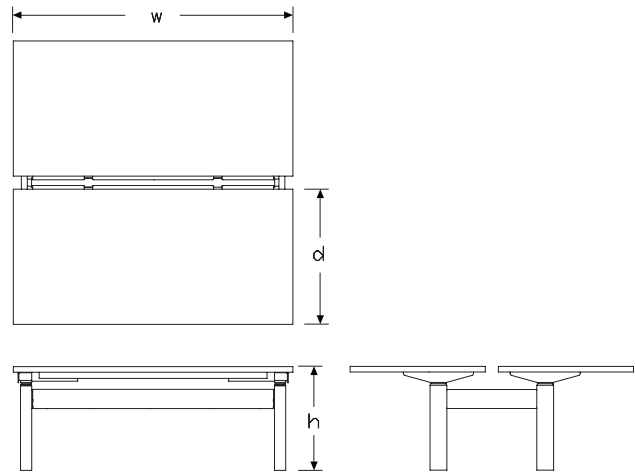
Sizes listed for table depth and width are nominal. Depth of surface is reduced 1" for cord management. Width of surface is reduced 1" to minimize possible pinch point hazards between benches.

Cutouts are specified for both tables. If table 1 and table 2 need different cutout locations, specify no cutout (NC) and field cut to desired location.

Power access cutouts are specifically sized for Logic Mini (Y1414.).

For linear bench sections, the NYC Power Entry (DU1352.08) can only fit, and must be installed in, 60"-wide and wider sections. For 120° bench sections, the NYC Power Entry (DU1352.08) can only fit, and must be installed in, 54"-wide and wider sections.

Dimensions



Nevi™ Link Sit-to-Stand Bench

Nevi Link Back-to-Back Rectangular Height Adjustable Bench *continued*

Nevi™ Link Sit-to-Stand Bench

Specification Information

Step 1.

DY2A

Step 2. Edge

S. squared-edge

Step 3. Depth

24 24" deep (23" surface size)
30 30" deep (29" surface size)

Step 4. Width

48 48" wide (47" surface size)
54 54" wide (53" surface size)
60 60" wide (59" surface size)
66 66" wide (65" surface size)
72 72" wide (71" surface size)

Step 5. Surface Material

L high-pressure laminate top/thermoplastic edge
U high-pressure laminate/universal edge
M thermally-fused laminate top/thermoplastic edge
T thermally-fused laminate top/universal edge

Step 6. Height Adjustable Range Tables 1 and 2

DD electric extended range
EE electric standard range

Prices for Steps 1-6.

	LDD	LEE	UDD	UEE	MDD	MEE		
DY2AS. 24 48	\$6591	5733	6591	5733	6190	5385		
54	\$6696	5821	6696	5821	6290	5468		
60	\$6790	5904	6790	5904	6377	5547		
66	\$6900	6001	6900	6001	6481	5637		
72	\$6996	6086	6996	6086	6572	5716		
30 48	\$6726	5847	6726	5847	6317	5492		
54	\$6833	5941	6833	5941	6417	5580		
60	\$6929	6024	6929	6024	6508	5659		
66	\$7040	6122	7040	6122	6612	5750		
72	\$7140	6210	7140	6210	6707	5832		
							TDD	TEE
DY2AS. 24 48					\$6190	5385		
54					\$6290	5468		
60					\$6377	5547		
66					\$6481	5637		
72					\$6572	5716		

30 48	\$6317	5492
54	\$6417	5580
60	\$6508	5659
66	\$6612	5750
72	\$6707	5832

Step 7. Central Cable Trough Tables 1 and 2

For 48" wide (47" surface size) (48), 54" wide (53" surface size) (54), or 60" wide (59" surface size) (60)

BCT	basic cable trough	+\$400
ECT	enhanced cable trough w/covers - data/power routing and cord management	+\$700

For 66" wide (65" surface size) (66) or 72" wide (71" surface size) (72)

BCT	basic cable trough	+\$600
ECT	enhanced cable trough w/covers - data/power routing and cord management	+\$900

Step 8. Switch Option

STS	simple up/down touch switch	+\$0
SUD	simple up down	+\$100

Step 9. Under Work Surface Cable Management Tables 1 and 2

N	no under worksurface cable management	+\$0
----------	---------------------------------------	------

Step 10. Power Access Cutout - Tables 1 and 2

CC	center cutout for logic mini Y1414	+\$45
LC	left cutout for logic mini Y1414	+\$45
RC	right cutout for logic mini Y1414	+\$45
NC	no cutout	+\$0

Nevi Link Back-to-Back
 Rectangular Height Adjustable
 Bench *continued*

Step 11. Top Finish

For high-pressure laminate top/thermoplastic edge (L) or high-pressure laminate/universal edge (U)

76	light brown walnut	+\$0
8Q	folkstone grey	+\$0
91	white	+\$0
98	studio white	+\$0
CL	cool grey neutral	+\$0
HF	inner tone light	+\$0
HM	natural maple	+\$0
HP	light anigre	+\$0
HX	aged cherry	+\$0
LBA	clear on ash	+\$0
LBB	oak on ash	+\$0
LBC	walnut on ash	+\$0
LBF	neutral twill	+\$0
LBJ	graphite twill	+\$0
LBQ	white twill	+\$0
LBR	phantom ecru A	+\$0
LBS	phantom cocoa A	+\$0
LBU	medium matte walnut A	+\$0
LBV	warm grey teak A	+\$0
LT	light tone	+\$0
LU	soft white	+\$0
WL	sandstone	+\$0
WN	warm grey neutral	+\$0

For thermally-fused laminate top/thermoplastic edge (M) or thermally-fused laminate top/universal edge (T)

8Q	folkstone grey	+\$0
91	white	+\$0
98	studio white	+\$0
HM	natural maple	+\$0
LBA	clear on ash	+\$0
LBB	oak on ash	+\$0
LBC	walnut on ash	+\$0
LBF	neutral twill	+\$0
LBQ	white twill	+\$0
LBU	medium matte walnut	+\$0

Step 12. Edge Finish

For high-pressure laminate top/thermoplastic edge (L) or thermally-fused laminate top/thermoplastic edge (M)

76	light brown walnut	+\$0
8Q	folkstone grey	+\$0
91	white	+\$0
98	studio white	+\$0
BU	black umber	+\$0
CL	cool grey neutral	+\$0
G2	graphite satin	+\$0
HF	inner tone light	+\$0
HM	natural maple	+\$0
HP	light anigre	+\$0
HX	aged cherry	+\$0
LBA	clear on ash	+\$0
LBB	oak on ash	+\$0
LBC	walnut on ash	+\$0
LBF	neutral twill	+\$0
LBJ	graphite twill	+\$0
LBQ	white twill	+\$0
LBR	phantom ecru	+\$0
LBS	phantom cocoa	+\$0
LBU	medium matte walnut	+\$0
LBV	warm grey teak	+\$0
LU	soft white	+\$0
WL	sandstone	+\$0
WN	warm grey neutral	+\$0

For high-pressure laminate/universal edge (U) or thermally-fused laminate top/universal edge (T)

PLY	plywood edge	+\$50
------------	--------------	-------

Step 13. Base Finish

Metallic Paint

CN	metallic champagne	+\$0
MS	metallic silver	+\$0
SNA	satin aluminum	+\$60
SNB	satin bronze	+\$60
SNC	satin carbon	+\$60

Sand Texture Paint

BK	black	+\$0
-----------	-------	------

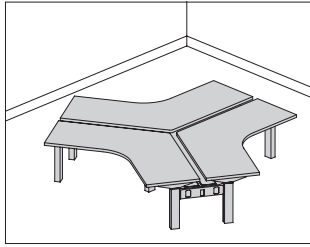
Nevi Link Back-to-Back
Rectangular Height Adjustable
Bench *continued*

Nevi™ Link Sit-to-Stand Bench

Smooth Paint		
8Q	folkstone grey	+\$0
91	white	+\$0
98	studio white	+\$0
G2	graphite satin	+\$0
WL	sandstone	+\$0
WN	warm grey neutral	+\$0

Nevi Link 120 Degree Height Adjustable Bench

DY3AS.



Product Information

Description

This 120° back-to-back bench is a 3-workstation unit that can be used in back-to-back height adjustable benching applications in series with other Nevi™ Link back-to-back benches. Each workstation comes in a squared-edge style and has a laminate top with thermoplastic edge. There are multiple height adjustment, wire management, and switch options. Glides have 1/2" of leveling adjustment. Shipped knocked down. Product is UL Listed.

Notes

Floor-to-top-of-surface height adjustment ranges are 27"-46" for the electric standard range (EEE) option and 22"-48" for the electric extended range (DDD) option.

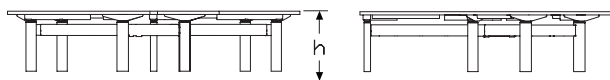
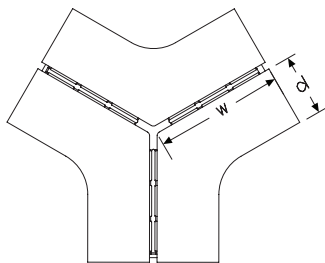
To power bench applications, order Connect™ separately. See planning guide for details. Up to 4 duplexes per station.

Sizes listed for table depth and width are nominal. Depth of surface is reduced 1" for cord management. Width of surface is reduced 1" to minimize possible pinch point hazards between benches.

When specifying height adjustable range (EEE or DDD), all 3 tables will be the same range (standard or extended).

For linear bench sections, the NYC Power Entry (DU1352.08) can only fit, and must be installed in, 60"-wide and wider sections. For 120° bench sections, the NYC Power Entry (DU1352.08) can only fit, and must be installed in, 54"-wide and wider sections.

Dimensions



Specification Information

Step 1.

DY3A

Step 2. Edge

S. squared-edge

Step 3. Depth

24 24" deep (23" surface size)

30 30" deep (29" surface size)

Step 4. Width

48 48" wide (47" surface size)

54 54" wide (53" surface size)

60 60" wide (59" surface size)

Step 5. Surface Material

L high-pressure laminate top/thermoplastic edge

M thermally-fused laminate top/thermoplastic edge

Step 6. Height Adjustable Range Tables 1, 2, and 3

DDD electric extended range

EEE electric standard range

Prices for Steps 1-6.

	LDDD	LEEE	MDDD	MEEE
DY3AS. 24 48	\$18021	15671	16926	14719
54	\$19102	16611	17943	15602
60	\$20247	17607	19017	16537
30 48	\$19233	16723	18068	15710
54	\$20387	17727	19152	16653
60	\$21609	18792	20302	17654

Step 7. Central Cable Trough Tables 1, 2, and 3

For 48" wide (47" surface size) (48) or 54" wide (53" surface size) (54)

BCT basic cable trough +\$1200

ECT enhanced cable trough w/covers - data/power routing and cord management +\$2100

For 60" wide (59" surface size) (60)

BCT basic cable trough +\$1200

ECT enhanced cable trough w/covers - data/power routing and cord management +\$2100

Nevi Link 120 Degree Height Adjustable Bench *continued*

Nevi™ Link Sit-to-Stand Bench

Step 8. Switch Option

STS	simple up/down touch switch	+\$0
SUD	simple up down	+\$150

Step 9. Under Work Surface Cable Management Tables 1, 2, and 3

N	no under worksurface cable management	+\$0
----------	---------------------------------------	------

Step 10. Power Access Cutout - Tables 1, 2, and 3

LC	left cutout for logic mini Y1414	+\$68
NC	no cutout	+\$0
RC	right cutout for logic mini Y1414	+\$68

Step 11. Top Finish

For high-pressure laminate top/thermoplastic edge (L)

76	light brown walnut	+\$0
8Q	folkstone grey	+\$0
91	white	+\$0
98	studio white	+\$0
CL	cool grey neutral	+\$0
HF	inner tone light	+\$0
HM	natural maple	+\$0
HP	light anigre	+\$0
HX	aged cherry	+\$0
LBA	clear on ash	+\$0
LBB	oak on ash	+\$0
LBC	walnut on ash	+\$0
LBF	neutral twill	+\$0
LBJ	graphite twill	+\$0
LBQ	white twill	+\$0
LBR	phantom ecru A	+\$0
LBS	phantom cocoa A	+\$0
LBU	medium matte walnut A	+\$0
LBV	warm grey teak A	+\$0
LT	light tone	+\$0
LU	soft white	+\$0
WL	sandstone	+\$0
WN	warm grey neutral	+\$0

For thermally-fused laminate top/thermoplastic edge (M)

8Q	folkstone grey	+\$0
91	white	+\$0
98	studio white	+\$0
HM	natural maple	+\$0
LBA	clear on ash	+\$0
LBB	oak on ash	+\$0
LBC	walnut on ash	+\$0
LBF	neutral twill	+\$0
LBQ	white twill	+\$0
LBU	medium matte walnut	+\$0

Step 12. Edge Finish

76	light brown walnut	+\$0
8Q	folkstone grey	+\$0
91	white	+\$0
98	studio white	+\$0
BU	black umber	+\$0
CL	cool grey neutral	+\$0
G2	graphite satin	+\$0
HF	inner tone light	+\$0
HM	natural maple	+\$0
HP	light anigre	+\$0
HX	aged cherry	+\$0
LBA	clear on ash	+\$0
LBB	oak on ash	+\$0
LBC	walnut on ash	+\$0
LBF	neutral twill	+\$0
LBJ	graphite twill	+\$0
LBQ	white twill	+\$0
LBR	phantom ecru	+\$0
LBS	phantom cocoa	+\$0
LBU	medium matte walnut	+\$0
LBV	warm grey teak	+\$0
LU	soft white	+\$0
WL	sandstone	+\$0
WN	warm grey neutral	+\$0

Step 13. Base Finish

Sand Texture Paint

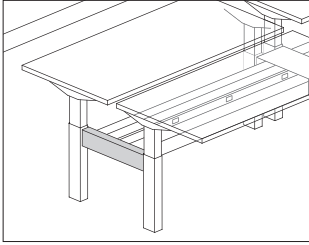
BK	black	+\$0
-----------	-------	------

Nevi Link 120 Degree Height Adjustable Bench *continued*

Smooth Paint		
8Q	folkstone grey	+\$0
91	white	+\$0
98	studio white	+\$0
G2	graphite satin	+\$0
WL	sandstone	+\$0
WN	warm grey neutral	+\$0

Metallic Paint		
CN	metallic champagne	+\$0
MS	metallic silver	+\$0
SNA	satin aluminum	+\$60
SNB	satin bronze	+\$60
SNC	satin carbon	+\$60

End Caps - Basic Cable Trough DY4EC.



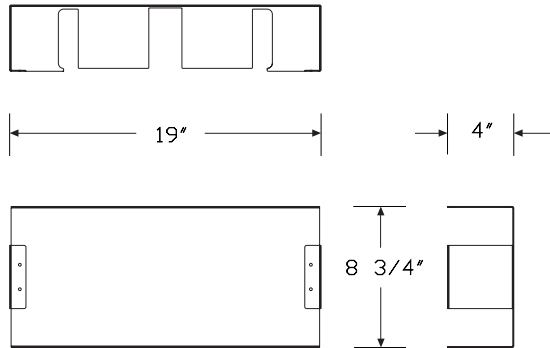
Nevi™ Link Sit-to-Stand Bench

Product Information

Description
This cover plate creates a clean and finished aesthetic at the end of a run. Finishes are available to match the base finishes of Nevi™ Link benches. Product is UL Listed.

Notes
End Caps-Basic Cable Trough are for use with height adjustable benching solutions with the basic cable trough (BCT) wire management option.
For height adjustable benching solutions with the enhanced cable trough (ECT) wire management option, see the End Caps-Enhanced Cable Trough (DU4B., DU4S.).
For back-to-back applications, specify end cap-2 per box (EC) option.
End caps are placed on each end of the run.
For 120° applications, specify 1 option of 2 per box (EC) and 1 option of 1 per box (EF) for a total of 3 end caps.

Dimensions



Specification Information

Step 1.

DY4

Step 2. End Cap Quantity

EC. end cap - 2 per box

Prices for Steps 1-2.

DY4EC. \$215

Step 3. Finish

Metallic Paint

CN	metallic champagne	+\$0
MS	metallic silver	+\$0
SNA	satin aluminum	+\$30
SNB	satin bronze	+\$30
SNC	satin carbon	+\$30

Sand Texture Paint

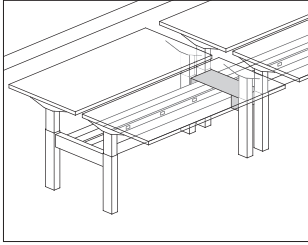
BK	black	+\$0
-----------	-------	------

Smooth Paint

8Q	folkstone grey	+\$0
91	white	+\$0
98	studio white	+\$0
G2	graphite satin	+\$0
WL	sandstone	+\$0
WN	warm grey neutral	+\$0

Connecting Plate - Basic Cable Trough

DY4CP.



Product Information

Description

This cover plate creates a clean and finished aesthetic where bench sections come together. Finishes are available to match the base finishes of Nevi™ Link benches. Package contains 1 connecting plate. Product is UL Listed.

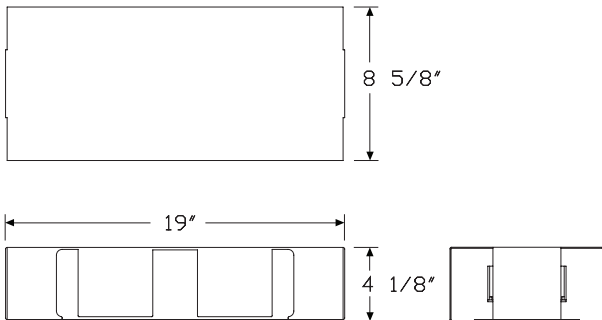
Notes

Connecting Plate-Basic Cable Trough are for use with height adjustable benching solutions with the basic cable trough (BCT) wire management option.

For height adjustable benching solutions with the enhanced cable trough (ECT) wire management option, see the Connecting Plate-Enhanced Cable Trough (DU4B., DU4S.).

Connecting plate is required to connect 1 bench section to another section. The number of connecting plates needed in a run is 1 less than the number of bench sections in the run.

Dimensions



Specification Information

Step 1.

DY4

Step 2. Connecting Plate or End Cap

CP. connecting plate (between tables) 1x box

Prices for Steps 1-2.

DY4CP. \$241

Step 3. Finish

Metallic Paint

CN	metallic champagne	+\$0
MS	metallic silver	+\$0
SNA	satin aluminum	+\$30
SNB	satin bronze	+\$30
SNC	satin carbon	+\$30

Sand Texture Paint

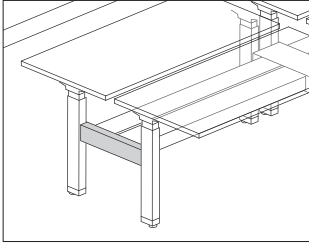
BK	black	+\$0
-----------	-------	------

Smooth Paint

8Q	folkstone grey	+\$0
91	white	+\$0
98	studio white	+\$0
G2	graphite satin	+\$0
WL	sandstone	+\$0
WN	warm grey neutral	+\$0

End Caps - Enhanced Cable Trough

DU4B.
DU4S.



Nevi™ Link Sit-to-Stand Bench

Product Information

Description

These cover plates create a clean and finished aesthetic at the end of runs. Finishes are available to match the base finishes of Renew™ Link and Nevi™ Link benches. Product is UL Listed.

Notes

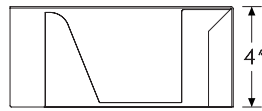
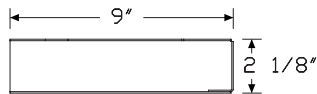
For single sided bench runs, specify single sided (DU4S.EC). Single sided end caps (DU4S.EC) do not work with Nevi Link. For back to back bench runs, specify back to back (DU4B.EC).

Only 1 set of end caps needed per run. End caps are placed on each end of the run.

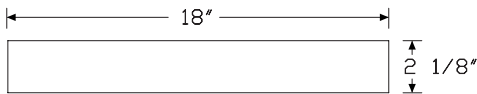
End Caps-Enhanced Cable Trough are for use with height adjustable benching solutions with the enhanced cable trough (ECT) wire management option.

For height adjustable benching solutions with the basic cable trough (BCT) wire management option, see the End Caps-Basic Cable Trough (DY4EC., DY4EF.).

Dimensions



Single Sided



Back to Back

Specification Information

Step 1.

DU4

Step 2. Single Sided or Back to Back

- S.** single sided
- B.** back to back

Step 3. End Cap Quantity

- EC** end cap - 2 per box

Prices for Steps 1-3.

DU4S. EC \$195

DU4B. EC \$242

Step 4. Finish

Metallic Paint

CN	metallic champagne	+\$0
MS	metallic silver	+\$0
SNA	satin aluminum	+\$30
SNB	satin bronze	+\$30
SNC	satin carbon	+\$30

Sand Texture Paint

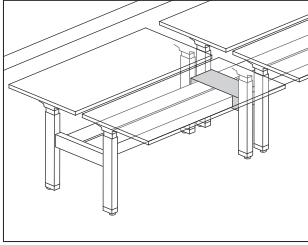
BK	black	+\$0
-----------	-------	------

Smooth Paint

8Q	folkstone grey	+\$0
91	white	+\$0
98	studio white	+\$0
G2	graphite satin	+\$0
WL	sandstone	+\$0
WN	warm grey neutral	+\$0

Connecting Plate - Enhanced Cable Trough

DU4B.
DU4S.



Product Information

Description

These cover plates create a clean and finished aesthetic where bench sections come together. Finishes are available to match the base finishes of Renew™ Link and Nevi™ Link benches. Connecting plates come 1 per package. Product is UL Listed.

Notes

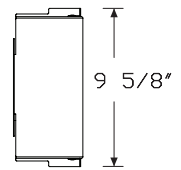
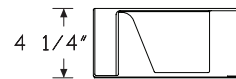
For single sided bench runs, specify single sided (DU4S.CP). For back to back bench runs, specify back to back (DU4B.CP).

Connecting plates are required to connect 1 bench section to another section. The number of connecting plates needed in a run is 1 less than the number of bench sections in the run.

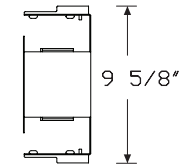
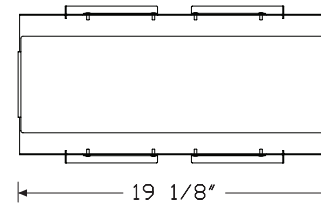
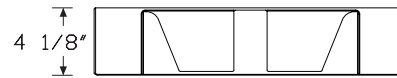
Connecting Plate-Enhanced Cable Trough is for use with height adjustable benching solutions with the enhanced cable trough (ECT) wire management option.

For height adjustable benching solutions with the basic cable trough (BCT) wire management option, see the Connecting Plate-Basic Cable Trough (DY4CP.).

Dimensions



Single Sided



Back to Back

Connecting Plate - Enhanced Cable Trough *continued*

Nevl™ Link Sit-to-Stand Bench

Specification Information

Step 1.

DU4

Step 2. Single Sided or Back to Back

S. single sided

B. back to back

Step 3. Connecting Plate or End Cap

CP connecting plate (between tables) 1x box

Prices for Steps 1-3.

DU4S. CP \$235

DU4B. CP \$272

Step 4. Finish

Metallic Paint

CN metallic champagne +\$0

MS metallic silver +\$0

SNA satin aluminum +\$30

SNB satin bronze +\$30

SNC satin carbon +\$30

Sand Texture Paint

BK black +\$0

Smooth Paint

8Q folkstone grey +\$0

91 white +\$0

98 studio white +\$0

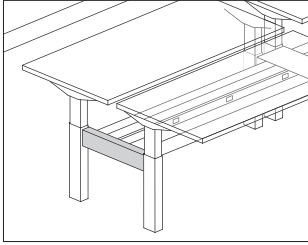
G2 graphite satin +\$0

WL sandstone +\$0

WN warm grey neutral +\$0

Single End Cap - Basic Cable Trough

DY4EF.



Product Information

Description

This cover plate creates a clean and finished aesthetic at the end of a run. Finishes are available to match the base finishes of Nevi™ Link benches. Product is UL Listed.

Notes

End Caps-Basic Cable Trough are for use with height adjustable benching solutions with the basic cable trough (BCT) wire management option.

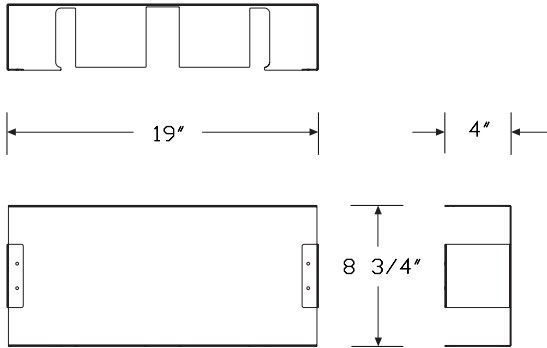
For height adjustable benching solutions with the enhanced cable trough (ECT) wire management option, see the End Caps-Enhanced Cable Trough (DU4B., DU4S.).

For back-to-back applications, specify end cap-2 per box (EC) option.

End caps are placed on each end of the run.

For 120° applications, specify 1 option of 2 per box (EC) and 1 option of 1 per box (EF) for a total of 3 end caps.

Dimensions



Specification Information

Step 1.

DY4

Step 2. End Cap Quantity

EF. end cap - 1 per box

Prices for Steps 1-2.

DY4EF. \$109

Step 3. Finish

Metallic Paint

CN	metallic champagne	+\$0
MS	metallic silver	+\$0
SNA	satin aluminum	+\$30
SNB	satin bronze	+\$30
SNC	satin carbon	+\$30

Sand Texture Paint

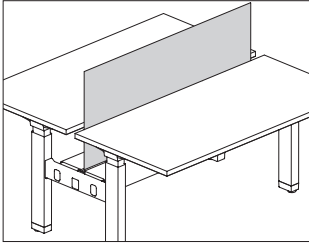
BK	black	+\$0
-----------	-------	------

Smooth Paint

8Q	folkstone grey	+\$0
91	white	+\$0
98	studio white	+\$0
G2	graphite satin	+\$0
WL	sandstone	+\$0
WN	warm grey neutral	+\$0

Screen, Trough Mounted

DU8E.
DU8F.
DU8G.
DU8L.



Nevi™ Link Sit-to-Stand Bench

Product Information

Description

This screen provides privacy between workstations and can create privacy and boundary from adjacent work areas. Installed height of all screen tops is 46". Screens are tackable fabric, laminate, or glass. Attachment hardware included.

Notes

Finish for glass screen hardware is always anodized (AN).

Back to back screen (BB) to be used with back to back bench applications.

Gallery screens (BG, SG) to be used on the end of back to back or single sided bench applications, respectively, and in conjunction with end of run gallery panels (DU9R.).

For use with boundary gallery panel (DU9B.) in single sided applications, specify single sided boundary gallery screen (SG).

Single sided gallery (DU8x.SG) and single sided boundary (DU8x.SB) screens do not work with Nevi™ Link.

Screen accepts Customer's Own Material (COM). Yardage is estimated for nondirectional 54"-wide fabrics.

For vertical fabric direction (T):

Application-Width—Yardage

SG24—1.45

SG30—1.45

SB48—1.45

BG48—1.45

BB48—2.14

For horizontal fabric direction (R):

Application-Width—Yardage

SG24—0.97

SG30—1.14

SB48—1.71

SB54—1.90

SB60—2.07

SB66—2.27

SB72—2.46

BG48—1.71

BG60—2.07

BB48—3.15

BB54—3.52

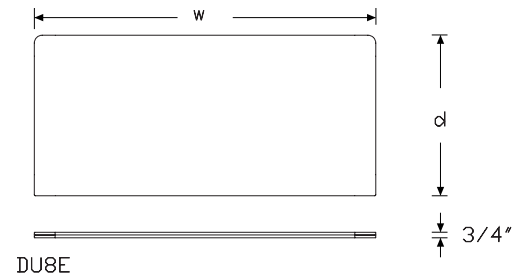
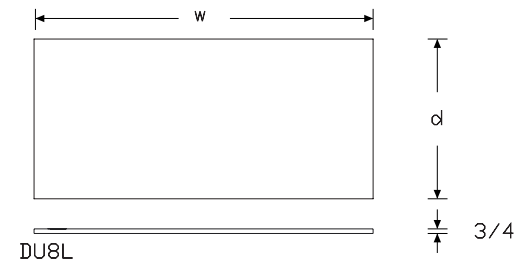
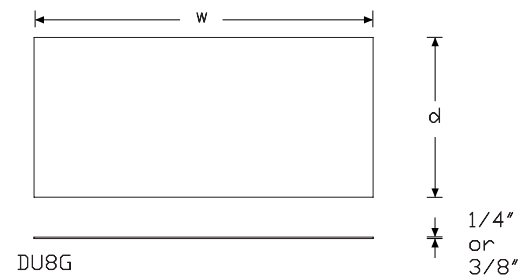
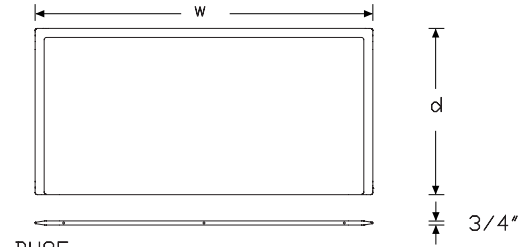
BB60—3.91

BB66—4.28

BB72—4.67

For information on multiple quantities or directional fabrics, contact COM Department. See Order Information in Appendices.

Dimensions



Screen, Trough Mounted *continued*

Specification Information

Step 1.

DU8

Step 2. Edge

- F.** Pari fabric screen
- G.** glass
- E.** flat edge fabric screen
- L.** high-pressure laminate

Step 3. Application

For Pari fabric screen (F.) or flat edge fabric screen (E.)

- SG** single side gallery
- SB** single side boundary
- BG** back to back gallery
- BB** back to back

For glass (G.) or high-pressure laminate (L.)

- BB** back to back

Step 4. Width

For single side gallery (SG)

- 24** 24" wide
- 30** 30" wide

For single side boundary (SB)

- 48** 48" wide
- 54** 54" wide
- 60** 60" wide
- 66** 66" wide
- 72** 72" wide

For back to back gallery (BG)

- 48** 48" wide
- 60** 60" wide

For back to back (BB)

- 48** 48" wide
- 54** 54" wide
- 60** 60" wide
- 66** 66" wide
- 72** 72" wide

Step 5. Surface Material

For Pari fabric screen (F.) or flat edge fabric screen (E.) with 24" wide (24), 48" wide (48), or 30" wide (30)

- T** tackable fabric
- R** tackable fabric, horizontal

For Pari fabric screen (F.) or flat edge fabric screen (E.) with 54" wide (54), 60" wide (60), 66" wide (66), or 72" wide (72)

- R** tackable fabric, horizontal

For glass (G.)

- 5A** opal etched - 1/4" thick
- C3** clear glass - 3/8" thick
- G3** opal glass - 3/8" thick
- N3** no glass- for customer's own glass 3/8"
- NN** no glass- for customer's own glass 1/4"
- TR** clear glass - 1/4" thick

For high-pressure laminate (L.)

- L** high-pressure laminate/thermoplastic edge
- U** high-pressure laminate/universal edge

Prices for Steps 1-5.

		5A	L	U	T	C3	R	
DU8F.	SG 24	—	—	—	\$830	—	805	
	30	—	—	—	\$1127	—	1127	
	SB 48		—	—	—	\$1208	—	1208
		54	—	—	—	—	—	\$1288
		60	—	—	—	—	—	\$1368
		66	—	—	—	—	—	\$1448
		72	—	—	—	—	—	\$1608
	BG 48		—	—	—	\$1208	—	1208
		60	—	—	—	—	—	\$1288
	BB 48		—	—	—	\$1931	—	1931
54		—	—	—	—	—	\$2052	
60		—	—	—	—	—	\$2171	
66		—	—	—	—	—	\$2290	
72		—	—	—	—	—	\$2412	
DU8G.	BB 48		\$1366	—	—	1808	—	
		54	\$1522	—	—	2083	—	
		60	\$1719	—	—	2396	—	
		66	\$1927	—	—	2711	—	
		72	\$2108	—	—	2984	—	

Screen, Trough Mounted *continued*

Nevl™ Link Sit-to-Stand Bench

		G3	N3	NN	TR
DU8G. BB	48	\$2356	404	396	1101
	54	\$2512	417	417	1299
	60	\$2629	435	435	1493
	66	\$2946	462	462	1691
	72	\$3220	501	490	1886

		5A	L	U	T	C3	R
DU8E. SG	24	—	—	—	\$180	—	172
	30	—	—	—	\$509	—	490
	SB 48	—	—	—	\$590	—	571
	54	—	—	—	—	—	\$654
	60	—	—	—	—	—	\$764
	66	—	—	—	—	—	\$874
	72	—	—	—	—	—	\$983
	BG 48	—	—	—	\$590	—	571
	60	—	—	—	—	—	\$681
	BB 48	—	—	—	\$1285	—	1285
	54	—	—	—	—	—	\$1409
	60	—	—	—	—	—	\$1532
	66	—	—	—	—	—	\$1636
	72	—	—	—	—	—	\$1742

		5A	L	U	T	C3	R
DU8L. BB	48	—	\$912	889	—	—	—
	54	—	\$952	928	—	—	—
	60	—	\$993	968	—	—	—
	66	—	\$1081	1054	—	—	—
	72	—	\$1173	1144	—	—	—

Step 6. Hardware Color

For Pari fabric screen (F.), flat edge fabric screen (E.), or high-pressure laminate (L.)

NNN	none						+\$0
------------	------	--	--	--	--	--	------

For glass (G.)

AN	anodized						+\$0
-----------	----------	--	--	--	--	--	------

Step 7. Fabric

For Pari fabric screen (F.) or flat edge fabric screen (E.) with 24" wide (24), or 30" wide (30)

Price Category 1	+\$0
Price Category 2	+\$17
Price Category 3	+\$41
Price Category 4	+\$72
Price Category 5	+\$120
Price Category B	+\$79
Price Category C	+\$79
Price Category E	+\$262

For Pari fabric screen (F.) or flat edge fabric screen (E.) with 48" wide (48)

Price Category 1	+\$0
Price Category 2	+\$22
Price Category 3	+\$53
Price Category 4	+\$91
Price Category 5	+\$154
Price Category B	+\$101
Price Category C	+\$101
Price Category E	+\$262

For Pari fabric screen (F.) or flat edge fabric screen (E.) with 54" wide (54), or 60" wide (60)

Price Category 1	+\$0
Price Category 2	+\$28
Price Category 3	+\$66
Price Category 4	+\$114
Price Category 5	+\$192
Price Category B	+\$126
Price Category C	+\$126
Price Category E	+\$262

For Pari fabric screen (F.) or flat edge fabric screen (E.) with 66" wide (66)

Price Category E	+\$262
Price Category C	+\$143
Price Category B	+\$143
Price Category 1	+\$0
Price Category 2	+\$31
Price Category 3	+\$74
Price Category 4	+\$130
Price Category 5	+\$217

Screen, Trough Mounted *continued*

For Pari fabric screen (F.) or flat edge fabric screen (E.) with 72" wide (72)

Price Category E	+\$262
Price Category C	+\$143
Price Category B	+\$143
Price Category 1	+\$0
Price Category 2	+\$34
Price Category 3	+\$80
Price Category 4	+\$140
Price Category 5	+\$235

For Pari fabric screen (F.) or flat edge fabric screen (E.) with 48" wide (48)

Price Category E	+\$262
Price Category C	+\$155
Price Category B	+\$155
Price Category 1	+\$0
Price Category 2	+\$38
Price Category 3	+\$90
Price Category 4	+\$157
Price Category 5	+\$263

For Pari fabric screen (F.) or flat edge fabric screen (E.) with 54" wide (54), or 60" wide (60)

Price Category E	+\$262
Price Category C	+\$234
Price Category B	+\$234
Price Category 1	+\$0
Price Category 2	+\$52
Price Category 3	+\$122
Price Category 4	+\$212
Price Category 5	+\$356

For Pari fabric screen (F.) or flat edge fabric screen (E.) with 66" wide (66)

Price Category 1	+\$0
Price Category 2	+\$59
Price Category 3	+\$140
Price Category 4	+\$245
Price Category 5	+\$410
Price Category B	+\$270
Price Category C	+\$270
Price Category E	+\$262

For Pari fabric screen (F.) or flat edge fabric screen (E.) with 72" wide (72)

Price Category 1	+\$0
Price Category 2	+\$65
Price Category 3	+\$154
Price Category 4	+\$266
Price Category 5	+\$448
Price Category B	+\$294
Price Category C	+\$294
Price Category E	+\$262

Step 8. Grain Direction

For high-pressure laminate (L.) with 48" wide (48), or 54" wide (54), or 60" wide (60)

VTG vertical grain	+\$0
HRG horizontal grain	+\$0

For high-pressure laminate (L.) with 66" wide (66), or 72" wide (72)

HRG horizontal grain	+\$0
-----------------------------	------

Step 9. Surface Finish

For high-pressure laminate/thermoplastic edge (L) or high-pressure laminate/universal edge (U)

76 light brown walnut	+\$0
8Q folkstone grey	+\$0
91 white	+\$0
98 studio white	+\$0
CL cool grey neutral	+\$0
HM natural maple	+\$0
HP light anigre	+\$0
HX aged cherry	+\$0
LBA clear on ash	+\$0
LBB oak on ash	+\$0
LBC walnut on ash	+\$0
LBF neutral twill	+\$0
LBJ graphite twill	+\$0
LBQ white twill	+\$0
LBR phantom ecru	+\$0
LBS phantom cocoa	+\$0
LBU medium matte walnut	+\$0
LBV warm grey teak	+\$0
LU soft white	+\$0
WL sandstone	+\$0
WN warm grey neutral	+\$0

Screen, Trough Mounted *continued*

Nevl™ Link Sit-to-Stand Bench

Step 10. Edge Finish

For high-pressure laminate/thermoplastic edge (L)

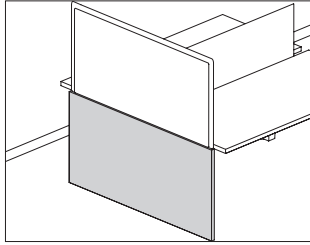
76	light brown walnut	+\$0
8Q	folkstone grey	+\$0
91	white	+\$0
98	studio white	+\$0
BU	black umber	+\$0
CL	cool grey neutral	+\$0
HF	inner tone light	+\$0
HM	natural maple	+\$0
HP	light anigre	+\$0
HX	aged cherry	+\$0
LBA	clear on ash	+\$0
LBR	phantom ecru	+\$0
LBS	phantom cocoa	+\$0
LBU	medium matte walnut	+\$0
LBV	warm grey teak	+\$0
LBB	oak on ash	+\$0
LBC	walnut on ash	+\$0
LBF	neutral twill	+\$0
LBJ	graphite twill	+\$0
LBQ	white twill	+\$0
LU	soft white	+\$0
WL	sandstone	+\$0
WN	warm grey neutral	+\$0

For high-pressure laminate/universal edge (U)

PLY	plywood edge	+\$50
------------	--------------	-------

Gallery Panel

DU9B.
DU9R.



Product Information

Description

This gallery panel creates a finished and polished look to end of run or single sided applications. It also creates boundary for a single sided bench and an adjacent work space or aisle. The panel is laminate with thermoplastic edge, laminate with universal edge, or veneer with veneer edge. Edges are square. Glides have 1/2" of leveling adjustment.

Notes

For end of run application, specify end of run panel (DU9R).

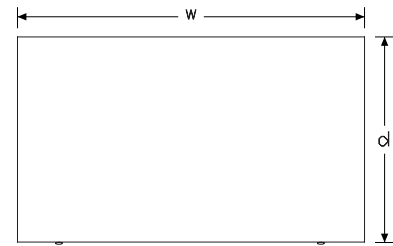
For single sided application on back side of work surface, specify single sided boundary panel (DU9B.). Single sided boundary gallery panel (DU9x.B) does not work with Nevi™ Link.

When specifying 29" gallery panel with inserts to be used with 17"-high fabric screen (Pari or flat edge), overall combined height will align with trough-mounted screens at 46" high. Order 17"-high fabric screen separately.

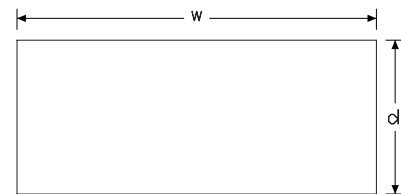
Grain direction is vertical on veneer, wood-grain and directional laminates.

Wood-grain and directional laminates are not available on 66"-72" wide gallery panels and are not a recommended application when using ZZ open line wood-grain or directional laminates.

Dimensions



DU9R



DU9B

Nevi™ Link Sit-to-Stand Bench

Gallery Panel *continued*

Nevl™ Link Sit-to-Stand Bench

Specification Information

Step 1.

DU9

Step 2. Edge

- R.** end of run gallery panel
- B.** single sided boundary gallery panel (along back edge)

Step 3. Width

For end of run gallery panel (R.)

24	24" wide - front edge to back edge for single sided bench
30	30" wide - front edge to back edge for single sided bench
48	48" wide - front edge to front edge for 24" deep back to back
60	60" wide - front edge to front edge for 30" deep back to back

For single sided boundary gallery panel (along back edge) (B.)

48	48" wide
54	54" wide
60	60" wide
66	66" wide
72	72" wide

Step 4. Height

29	29" tall
46	29" tall with inserts to be used with 17" tall fabric screens (Pari or Flat Edge)

Step 5. Surface Material

- L** high-pressure laminate top/thermoplastic edge
- W** veneer top/veneer edge
- U** high-pressure laminate/universal edge

Prices for Steps 1-5.

		L	W	U
DU9R.	24 29	\$345	788	345
	46	\$437	879	437
	30 29	\$455	993	455
	46	\$547	1084	547
	48 29	\$723	1541	723
	46	\$816	1634	816
	60 29	\$927	1961	927
	46	\$1029	2052	1029
		L	W	U
DU9B.	54 29	\$969	1980	941
	46	\$1074	2077	1012

48 29	\$828	1684	804
46	\$935	1786	909
60 29	\$1062	2172	1033
46	\$1173	2275	1139
66 29	\$1227	2493	1190
46	\$1332	2598	1295
72 29	\$1360	2773	1322
46	\$1467	2878	1424

Step 6.

Surface Finish

For 24" wide - front edge to back edge for single sided bench (24), 48" wide (48), 30" wide - front edge to back edge for single sided bench (30), 54" wide (54), 48" wide - front edge to front edge for 24" deep back to back (48), 60" wide (60), or 60" wide - front edge to front edge for 30" deep back to back (60) with high-pressure laminate top/thermoplastic edge (L), or high-pressure laminate/universal edge (U)

76	light brown walnut	+\$0
8Q	folkstone grey	+\$0
91	white	+\$0
98	studio white	+\$0
CL	cool grey neutral	+\$0
HF	inner tone light	+\$0
HM	natural maple	+\$0
HP	light anigre	+\$0
HX	aged cherry	+\$0
LBA	clear on ash	+\$0
LBB	oak on ash	+\$0
LBC	walnut on ash	+\$0
LBF	neutral twill	+\$0
LBJ	graphite twill	+\$0
LBQ	white twill	+\$0
LBR	phantom ecru	+\$0
LBS	phantom cocoa	+\$0
LBU	medium matte walnut	+\$0
LBV	warm grey teak	+\$0
LT	light tone	+\$0
LU	soft white	+\$0
WL	sandstone	+\$0
WN	warm grey neutral	+\$0

Gallery Panel *continued*

Surface Finish

For 66" wide (66) or 72" wide (72) with high-pressure laminate top/thermoplastic edge (L), or high-pressure laminate/universal edge (U)

8Q	folkstone grey	+\$0
91	white	+\$0
98	studio white	+\$0
CL	cool grey neutral	+\$0
LU	soft white	+\$0
WL	sandstone	+\$0
WN	warm grey neutral	+\$0

Surface Finish

For 66" wide (66) or 72" wide (72) with high-pressure laminate top/thermoplastic edge (L), or high-pressure laminate/universal edge (U)

28	canyon	+\$0
29	misted	+\$0
38	twilight	+\$0
39	desert	+\$0

Surface/Edge Finish

For veneer top/veneer edge (W)

2U	light brown walnut	+\$85
40	dark brown walnut	+\$85
CHD	noble cherry	+\$85
ET	clear on ash	+\$85
EU	oak on ash	+\$85
EV	walnut on ash	+\$85
EW	medium matte walnut	+\$85
UL	natural maple	+\$85
WHN	natural white oak	+\$85

Step 7. Edge Finish

For high-pressure laminate top/thermoplastic edge (L)

76	light brown walnut	+\$0
8Q	folkstone grey	+\$0
91	white	+\$0
98	studio white	+\$0
CL	cool grey neutral	+\$0
HF	inner tone light	+\$0
HM	natural maple	+\$0
HP	light anigre	+\$0
HX	aged cherry	+\$0
LBA	clear on ash	+\$0
LBB	oak on ash	+\$0
LBC	walnut on ash	+\$0
LBF	neutral twill	+\$0
LBJ	graphite twill	+\$0
LBQ	white twill	+\$0
LBR	phantom ecru	+\$0
LBS	phantom cocoa	+\$0
LBU	medium matte walnut	+\$0
LBV	warm grey teak	+\$0
LU	soft white	+\$0
WL	sandstone	+\$0
WN	warm grey neutral	+\$0

For high-pressure laminate/universal edge (U)

PLY	plywood edge	+\$50
------------	--------------	-------

Step 8. Bracket Finish

Metallic Paint

CN	metallic champagne	+\$0
MS	metallic silver	+\$0
SNA	satin aluminum	+\$10
SNB	satin bronze	+\$10
SNC	satin carbon	+\$10

Sand Texture Paint

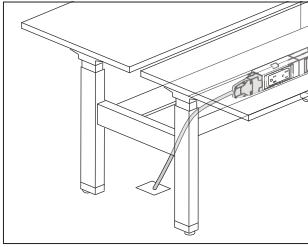
BK	black	+\$0
-----------	-------	------

Gallery Panel *continued*

Nevl™ Link Sit-to-Stand Bench

Smooth Paint		
8Q	folkstone grey	+\$0
91	white	+\$0
98	studio white	+\$0
G2	graphite satin	+\$0
WL	sandstone	+\$0
WN	warm grey neutral	+\$0

Connect™-Power Entry, 4-Circuit DU1351



Product Information

Description

This power entry connects a building's electrical from a wall, floor, or column to the end of a 4-circuit junction block and distributes up to 4 20-amp circuits. UL Listed for use with Renew™ Link and Nevi™ Link in the US and Canada.

Notes

Renew Link modular power products are only compatible with other Renew Link modular products, or with Connect™ 4-circuit modular components. Note that the UL listing for Renew Link is no longer applicable when connecting Renew Link power to Connect power.

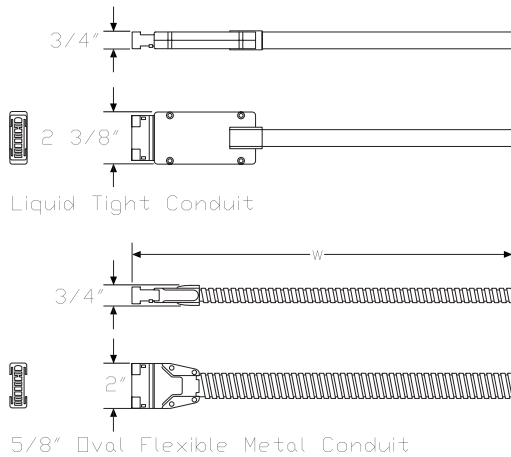
Power entry can be field cut to the appropriate length.

For San Francisco, specify 3/8" flex metallic conduit option (C).

Finish color on liquid tight conduit is black. Finish color on metallic conduit is silver.

A licensed electrician must wire the power entry to the building's electrical system.

Dimensions



Specification Information

Step 1.

DU1351.

Step 2. Length

06	6' long
12	12' long
18	18' long
24	24' long

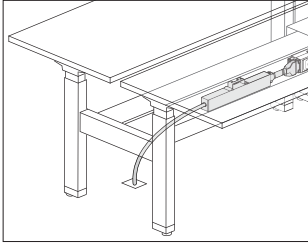
Step 3. Conduit Type

L	liquid tight conduit
C	3/8" flex metallic conduit

Prices for Steps 1-3.

	L	C
DU1351. 06	\$297	297
12	\$425	425
18	\$563	553
24	\$708	708

Connect™-Power Entry, 4-Circuit, DU1352 New York City



Nevi™ Link Sit-to-Stand Bench

Product Information

Description

This power entry connects a building's electrical from a wall, floor, or column to the end of a 4-circuit junction block and distributes up to 4 20-amp circuits. It includes a junction box and harness. It is UL Listed for use with Renew™ Link and Nevi™ Link in the US and Canada.

Notes

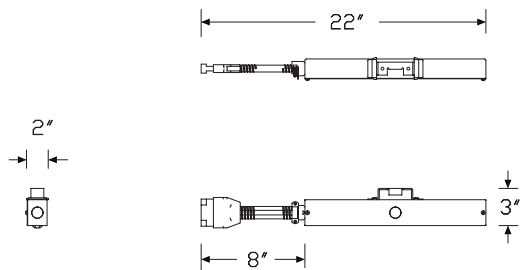
Renew Link modular power products are only compatible with other Renew Link modular products, or with Connect™ 4-circuit modular components. Note that the UL listing for Renew Link is no longer applicable when connecting Renew Link power to Connect power.

Power entry comes with an 8" harness.

A licensed electrician must wire the power entry to the building's electrical system.

For linear bench sections, the NYC Power Entry (DU1352.08) can only fit, and must be installed in, 60"-wide and wider sections. For 120° bench sections, the NYC Power Entry (DU1352.08) can only fit, and must be installed in, 54"-wide and wider sections.

Dimensions



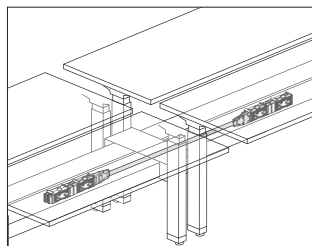
Specification Information

Step 1.

DU1352.08

\$467

Connect™-Junction Block to DU1353 Junction Block Jumper, 4-Circuit



Product Information

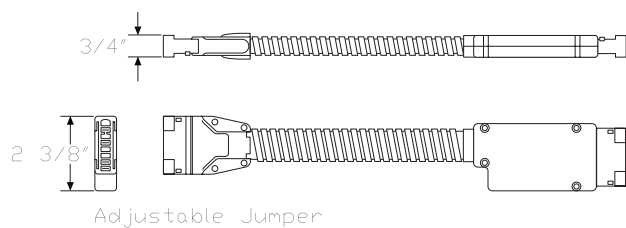
Description

This adjustable power jumper distributes up to 4 20-amp circuits between 2 junction blocks. One end of the jumper extends an additional 3" when connecting to an adjacent junction block. It is UL Listed for use with Renew™ Link and Nevi™ Link in the US and Canada.

Notes

Renew Link modular power products are only compatible with other Renew Link modular products, or with Connect™ 4-circuit modular components. Note that the UL listing for Renew Link is no longer applicable when connecting Renew Link power to Connect power. Finish on 5/8" oval metallic conduit is silver.

Dimensions



Specification Information

Step 1.

DU1353.

Step 2. Width

24	24" wide
30	30" wide
36	36" wide
42	42" wide
48	48" wide
54	54" wide
60	60" wide

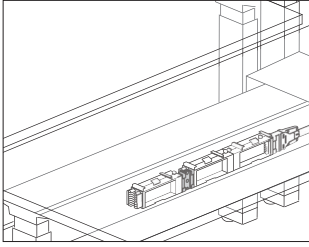
Step 3. Type

A adjustable jumper

Prices for Steps 1-3.

	A
DU1353. 24	\$175
30	\$191
36	\$204
42	\$213
48	\$217
54	\$238
60	\$247

Connect™-Block Connector, DU1354
4-Circuit



Nevi™ Link Sit-to-Stand Bench

Product Information

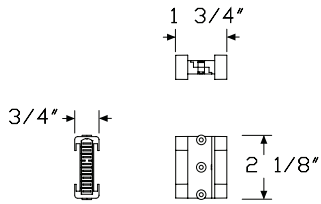
Description

This connector connects 2 junction blocks together. Finish is black. Attachment hardware included. It is UL Listed for use with Renew™ Link and Nevi™ Link in the US and Canada.

Notes

Renew Link modular power products are only compatible with other Renew Link modular products, or with Connect™ 4-circuit modular components. Note that the UL listing for Renew Link is no longer applicable when connecting Renew Link power to Connect power.

Dimensions



Short Receptacle-to-Receptacle Block Connector

Specification Information

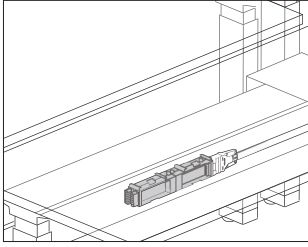
Step 1.

DU1354.S

\$95

Connect™-Junction Block, 4-Circuit

DU1358



Product Information

Description

This junction block attaches to the electrical cross bar and accepts 4-circuit receptacles for access and distribution of up to 4 20-amp circuits. It has connection points at both ends for attaching a power entry, a 4-circuit power jumper, or block-to-block connector. Finish is black. It is UL Listed for use with Renew™ Link and Nevi™ Link in the US and Canada. Attachment bracket and hardware included.

Notes

Renew Link modular power products are only compatible with other Renew Link modular products, or with Connect™ 4-circuit modular components. Note that the UL listing for Renew Link is no longer applicable when connecting Renew Link power to Connect power.

For back-to-back applications, specify the 2-duplex block (DU1358.DB) or the 1-duplex block (DU1358.SB).

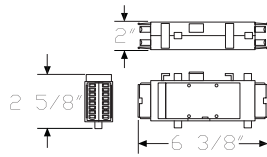
Order duplex receptacle, 4-circuit (DU1355.) separately.

To route power from building to junction block, order 4-circuit power entry (DU1351, or DU1352.) separately.

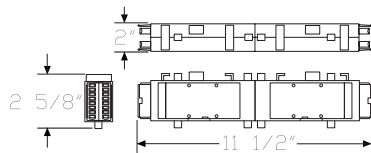
To route power between junction blocks, order junction block to junction block jumper (DU1353.) separately.

To connect 2 junction blocks together, order a short block to block connector (DU1354.S) separately.

Dimensions



Single, Back-to-Back Junction Block



Double, Back-to-Back Junction Block

Specification Information

Step 1.

DU1358.

Step 2. Junction Block Type

SB single back-to-back junction block

DB double back-to-back junction block

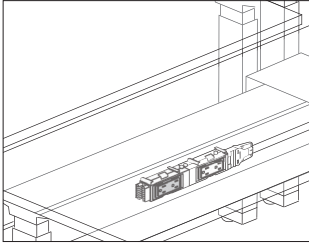
Step 3. Attachment Hardware

B short 90° attachment to underside of surface

Prices for Steps 1-3.

	B
DU1358. SB	\$185
DB	\$154

Connect™-Duplex Receptacle, DU1355 4-Circuit



Nevi™ Link Sit-to-Stand Bench

Product Information

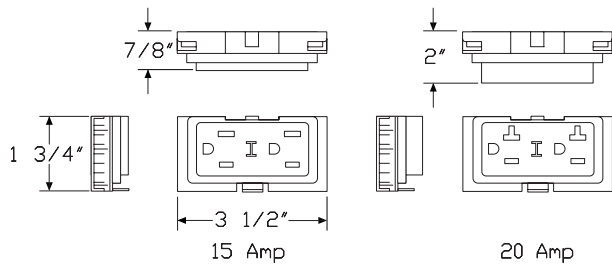
Description

This 15- or 20-amp duplex receptacle attaches to a junction block to provide electrical access. Finish is black. Package of 1. It is UL Listed for use with Renew™ Link and Nevi™ Link in the US and Canada.

Notes

Renew Link modular power products are only compatible with other Renew Link modular products, or with Connect™ 4-circuit modular components. Note that the UL listing for Renew Link is no longer applicable when connecting Renew Link power to Connect power. Receptacle is labeled as I, II, III, or IV for circuit identification. Order junction block (DU1358.) separately.

Dimensions



Specification Information

Step 1.

DU1355.

Step 2. Amps

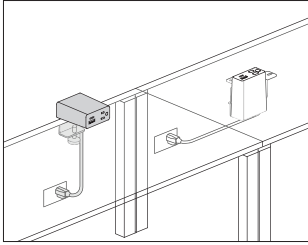
15	15 amp
20	20 amp

Step 3. Circuit

1	circuit I
2	circuit II
3	circuit III
4	circuit IV

Prices for Steps 1-3.

	1	2	3	4
DU1355. 15	\$48	48	48	48
20	\$58	58	58	58



Product Information

Description

This electrical distributor plugs directly into floor, wall, or ceiling drop outlets. Each module configuration presents the same visual appearance. Cable clips and attachment hardware included. Product is UL listed.

Notes

Cable clips for cord management are intended for a 1-time installation.

Clamp versions can be reoriented in the field by a technician.

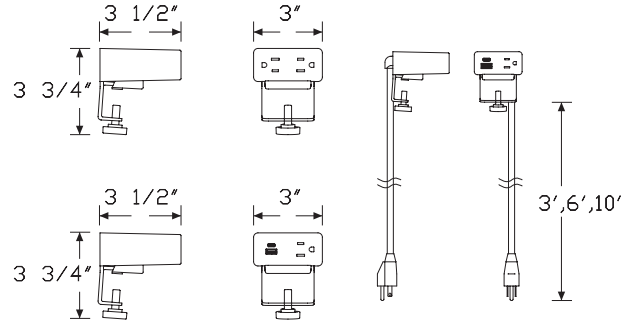
USB ports provide a combined 20 watts of power to charge most devices and tablets at full speed. USB-C provides 15 watts of power and USB-A provides 10 watts of power individually. When using the USB-C and USB-A ports simultaneously, USB-C remains at 15 watts and USB-A reduces to 5 watts.

Cord color is predetermined. For white (91) finish cords will be white.

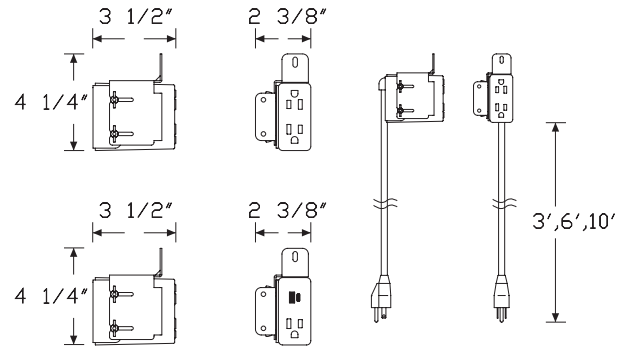
For graphite (G1) finish cords will be black.

Grommet mount attachment (Y1414.xxxG) does not come with the mini grommet. Order Logic mini grommet (Y1412.) separately, as needed.

Dimensions



Surface Clamp



Grommet Mount

Specification Information

Step 1.

Y1414.

Step 2. Configuration

- L** 1 simplex receptacles, 1 powered USB A/C Combo
- K** 2 simplex receptacles

Step 3. Cord/Conduit Length

- 03** 3' cord/conduit
- 06** 6' cord/conduit
- 10** 10' cord/conduit

Step 4. Attachment

- G** grommet mount
- S** surface clamp

Prices for Steps 1-4.

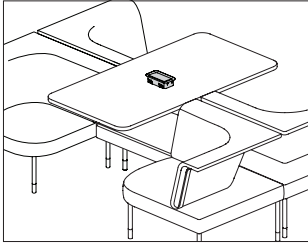
			G	S
Y1414. L	03		\$457	457
	06		\$457	457
	10		\$468	468
	K	03	\$256	256
		06	\$256	256
		10	\$269	269

Step 5. Finish

- BK** black A +\$0
- 91** white A +\$0
- 98** studio white A +\$0
- G1** graphite A +\$0

Logic Mini Grommet

Y1412.



Product Information

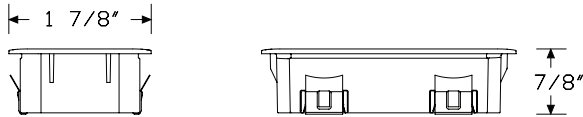
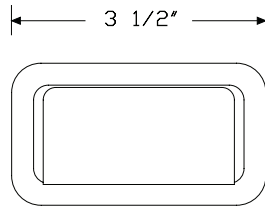
Description

This Logic Power Access Solutions™ plastic grommet is available in mini rectangle or mini square configuration. The integrated flaps can hide the things below the surface while also retaining power and data cords.

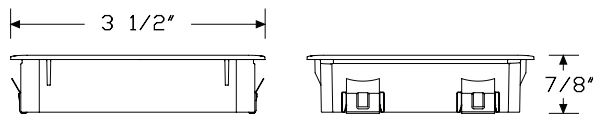
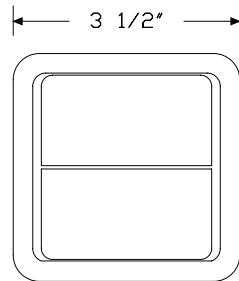
Notes

This grommet is installed in some HermanMiller applications. Verify your application before ordering grommet separately.

Dimensions



Grommet - Rectangle



Grommet - Square

Specification Information

Step 1.

Y1412.

Step 2. Configuration

- 1 mini rectangle grommet
- 2 mini square grommet

Prices for Steps 1-2.

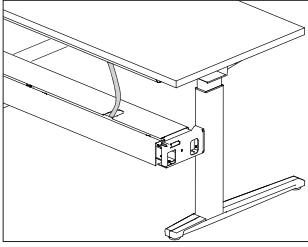
Y1412. 1	\$40
2	\$45

Step 3. Finish

91	white	+\$0
98	studio white	+\$0
BK	black	+\$0
G1	graphite	+\$0

External Cable Manager

DU11B.
DU11S.



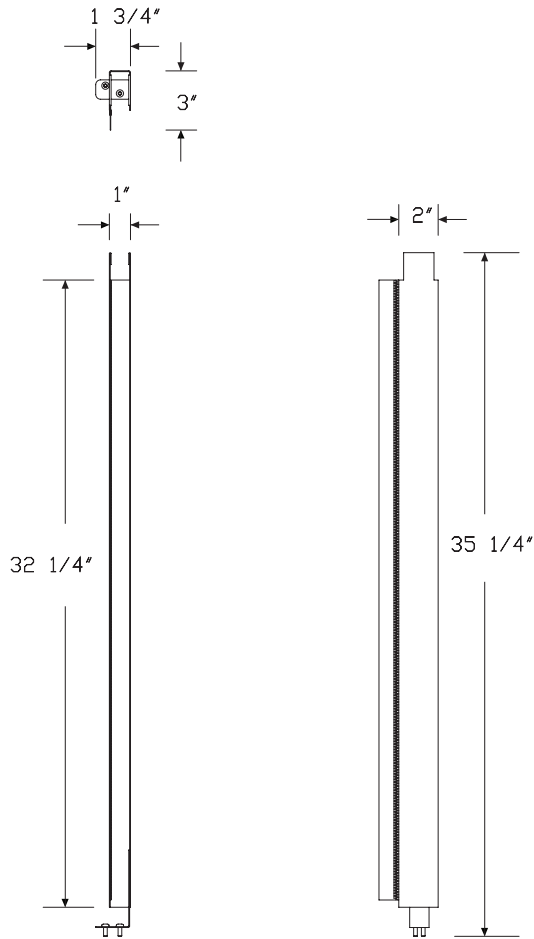
Nevi™ Link Sit-to-Stand Bench

Product Information

Description

This cable manager seamlessly routes cables from the central trough of height adjustable benching (Renew™ Link or Nevi™ Link) up to the work surface as the surface moves up and down. 1 length fits all leg mechanism types. Installation hardware included.

Dimensions



Specification Information

Step 1.

DU11

Step 2. Attachment

- B.** high density trough attachment
- S.** worksurface attachment

Prices for Steps 1-2.

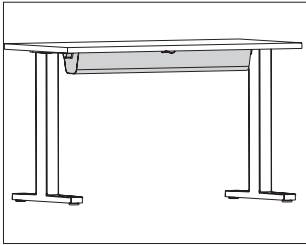
DU11B.	\$273
DU11S.	\$273

Step 3. Finish

Price Category 5	+\$0
------------------	------

Hinged Cable Trough

Y1300.



Product Information

Description

This sheet metal trough is a stand-alone cable management tray that mounts to the underside of a work surface to hold and conceal cords and cables. It can be used with a Logic Mini unit for cord storage or used alone with cords routed through the ends of the trough. Trough holds cords in place when open.

Notes

Power strip (Y1500.) is intended to be housed inside the trough for additional power access.

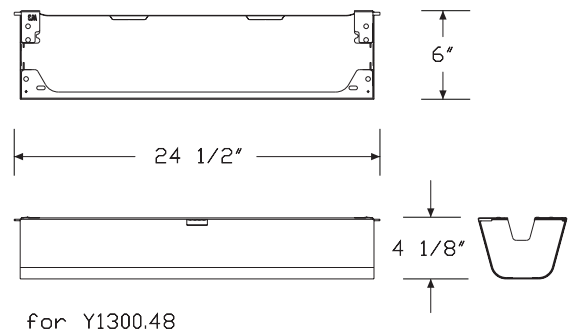
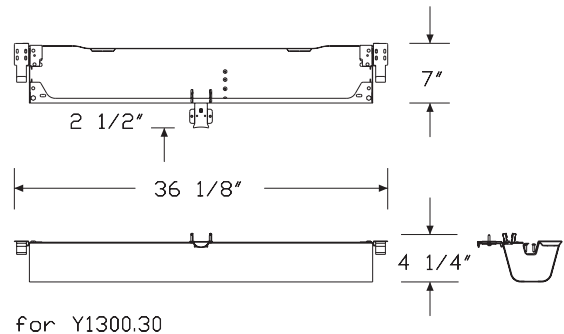
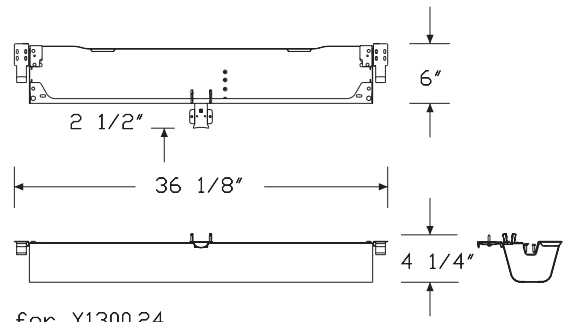
Hinged cable trough works best with a Motia® Vista™ height adjustable table (DV6GT.). Can be used on any other work surface that has the clearance for the overall dimensions listed below.

When specifying a 24"D×54"W table with legs inbound for under surface storage on both ends (2) option, the hinged cable trough option is not available. It is recommended to use the (Y1200.48N) cable trough, ordered separately.

Order the following products separately:

- Power strip (Y1500.)
- Logic Mini (Y1414., Y1412.)

Dimensions



Hinged Cable Trough *continued*

Nevi™ Link Sit-to-Stand Bench

Specification Information

Step 1.

Y1300. A

Step 2. Work Surface Depth

- 24** for use with 24" deep work surface A
- 30** for use with 30" deep work surface A
- 48** for use with a 24" or 30" deep x 48" wide Motia C-Leg Table A

Prices for Steps 1-2.

Y1300. 24	\$253
30	\$274
48	\$237

Step 3. Finish

Smooth Paint

8Q folkstone grey <input type="checkbox"/> A	+\$0
91 white <input type="checkbox"/> A	+\$0
98 studio white <input type="checkbox"/> A	+\$0
CL cool grey neutral <input type="checkbox"/> A	+\$0
WL sandstone <input type="checkbox"/> A	+\$0
WN warm grey neutral <input type="checkbox"/> A	+\$0

Sand Texture Paint

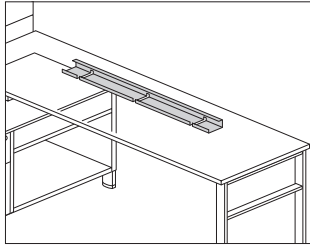
BK black <input type="checkbox"/> A	+\$0
G1 graphite <input type="checkbox"/> A	+\$0

Metallic Paint

SNB satin bronze <input type="checkbox"/> A	+\$0
CN metallic champagne <input type="checkbox"/> A	+\$0
EH metallic bronze <input type="checkbox"/> A	+\$0
MS metallic silver <input type="checkbox"/> A	+\$0

Cable Management Channel

FT19C.

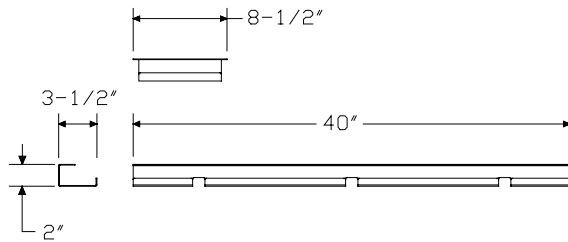


Product Information

Description

This channel attaches to the underside of a surface to hold and manage cords and cables. Attachment hardware included.

Dimensions



Specification Information

Step 1.

FT19C. A

Step 2. Width

08 8" wide A

40 40" wide A

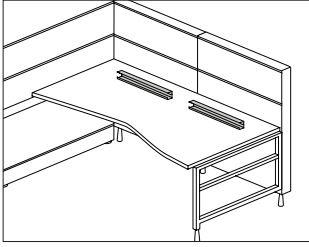
Prices for Steps 1-2.

FT19C. 08	\$60
40	\$106

New!™ Link Sit-to-Stand Bench

Cable Management Trough

FT199.



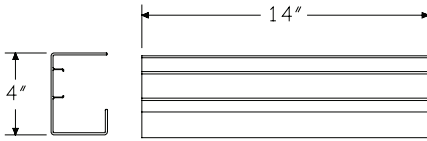
Nevi™ Link Sit-to-Stand Bench

Product Information

Description

This trough attaches along the underside of a Canvas surface to hold and manage power/data cables. It includes two 14"-wide troughs. Finish is black. Attachment hardware is included.

Dimensions



Specification Information

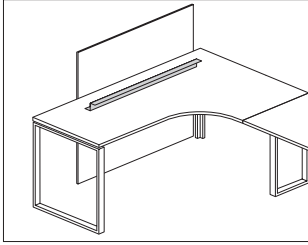
Step 1.

FT199.

\$99

Cable Manager

FV695.



Product Information

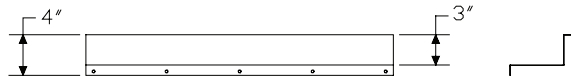
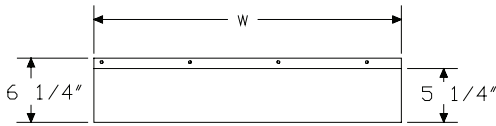
Description

This cable manager attaches beneath a surface to provide routing of cables and cords at the back edge of a desk or return. Attachment hardware included.

Notes

When using cable manager with privacy panel or screen, specify cable manager width 12" less than privacy panel or screen width.

Dimensions



Specification Information

Step 1.

FV695.

Step 2. Width

18	18" wide
24	24" wide
30	30" wide
36	36" wide
42	42" wide
48	48" wide

Prices for Steps 1-2.

FV695. 18	\$105
24	\$111
30	\$121
36	\$128
42	\$139
48	\$151

Step 3. Surface Finish

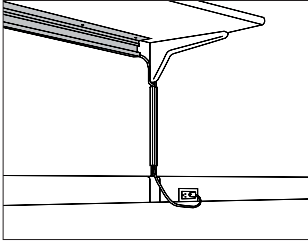
Sand Texture Paint

8Q	folkstone grey	+\$0
91	white	+\$0
98	studio white	+\$0
BK	black	+\$0
CL	cool grey neutral	+\$0
G1	graphite	+\$0
WL	sandstone	+\$0
WN	warm grey neutral	+\$0

Metallic Paint

CN	metallic champagne	+\$0
EH	metallic bronze	+\$0
MS	metallic silver	+\$0
SNA	satin aluminum	+\$10
SNB	satin bronze	+\$10
SNC	satin carbon	+\$10

Cable Management Trough, Work Surface Suspended A0382.



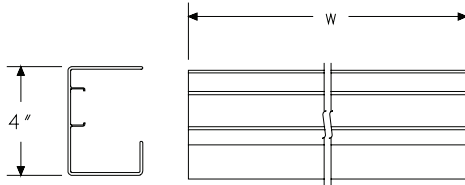
Nevl™ Link Sit-to-Stand Bench

Product Information

Description

This trough attaches under an Action Office® suspended work surface to manage cables. Attachment hardware is included.

Dimensions



Specification Information

Step 1.

A0382.

Step 2. Width

30 30" wide

40 40" wide

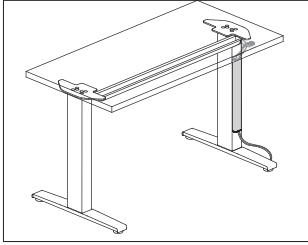
Prices for Steps 1-2.

A0382.30	\$117
40	\$143

Step 3. Surface Finish

BU	black umber	+\$0
MT	medium tone	+\$0

Height-Adjustable Vertical Cable Manager DU15B.
DU15S.

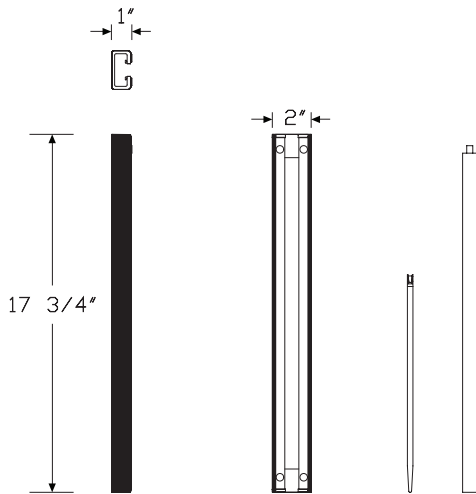


Product Information

Description

This cable manager organizes cords from the power source to the underside of a worksurface on height-adjustable products. It attaches with magnets to the height-adjustable leg column and the mesh sleeve travels up and down with the worksurface. Cable manager is compatible with all height-adjustable leg columns. Installation hardware included.

Dimensions



Specification Information

Step 1.

DU15 A

Step 2. Attachment

B. cable tray attachment A

S. worksurface attachment A

Step 3. Table Mechanism

D electric extended range

E electric standard range

Prices for Steps 1-3.

DU15B.D	\$164
E	\$164

DU15S.D	\$170
E	\$170

Step 4. Finish

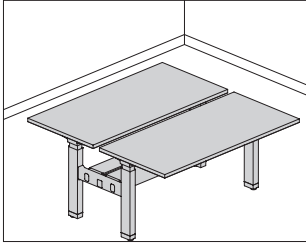
MS	metallic silver	+\$0
BK	black	+\$0
91	white	+\$0

Renew™ Link Sit-to-Stand Bench



Renew Link Back-to-Back Rectangular Height Adjustable Bench

DU2AS.
DU2AT.



Product Information

Description

This rectangular back-to-back bench is a 2-workstation unit that can be used in back-to-back height adjustable benching applications in series with other Renew™ Link back-to-back benches to create a run. Each workstation has a C-leg configuration, comes in multiple edge styles, and has options for laminate top with thermoplastic edge, laminate top with universal edge, veneer top and edge, or painted Formcoat® top and edge. There are multiple height adjustment, wire management, and switch options. Glides have 1/2" of leveling adjustment. Shipped knocked down. Product is UL Listed. Each table can be specified with a different height adjustment mechanism. Floor to top of surface height adjustment ranges are 27"-46" for the electric standard range (E) option, 22"-48" for the electric extended range (D) option, and 28 1/2" for the fixed height table (F).

Notes

To power bench applications, specify the following components separately:

- Power entry (DU1351.)
- Power entry, New York City (DU1352.)
- Junction block to Junction block jumper (DU1353.)
- Duplex receptacle (DU1355.)
- Junction block (DU1358,DBB)

Sizes listed for table depth and width are nominal. Depth of surface is reduced 1" for cord management. Width of surface is reduced 1" to minimize possible pinch point hazards between benches.

Simple cable cover (PSC) is facility installed only.

High density cable trough (PHD) can be accessed by users for daily cord management. Available on 30" deep tables only.

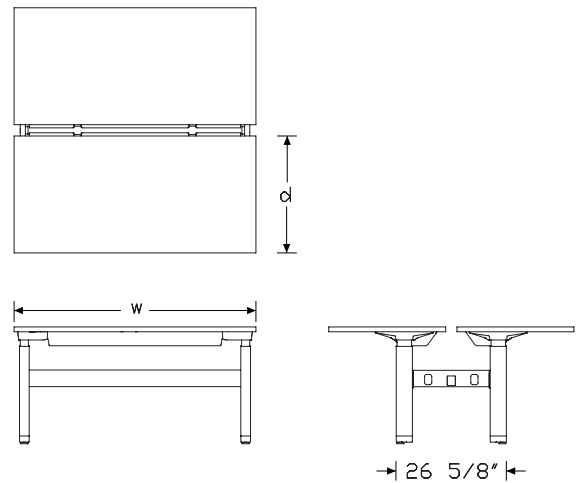
Power access cutouts are specifically sized for 5 wide and 6 wide Logic G1000 grommet mounted electrical distributors (Y1425.)

For linear bench sections, the NYC Power Entry (DU1352.08) can only fit, and must be installed in, 60"-wide and wider sections. For 120° bench sections, the NYC Power Entry (DU1352.08) can only fit, and must be installed in, 54"-wide and wider sections.

MicrobeCare™ is an antimicrobial coating that can be applied to a wide variety of Herman Miller Group surfaces to protect products from mold, mildew, algae, and bacteria that cause deterioration, discoloration, odors, and stains.

MicrobeCare™ is a US Environmental Protection Agency (EPA) registered nonpublic health antimicrobial.

Dimensions



Renew Link Back-to-Back Rectangular Height Adjustable Bench *continued*

Renew™ Link Sit-to-Stand Bench

Specification Information

Step 1.

DU2A

Step 2. Edge

S. squared-edge

T. thin-edge

Step 3. Depth

24 24" deep (23" surface size)

30 30" deep (29" surface size)

Step 4. Width

48 48" wide (47" surface size)

54 54" wide (53" surface size)

60 60" wide (59" surface size)

66 66" wide (65" surface size)

72 72" wide (71" surface size)

Step 5. Surface Material

For squared-edge (S.)

J thermally-fused laminate top/thermoplastic edge with MicrobeCare™

K thermally-fused laminate top/universal edge with MicrobeCare™

M thermally-fused laminate top/thermoplastic edge

T thermally-fused laminate top/universal edge

L high-pressure laminate top/thermoplastic edge

W veneer top/veneer edge

P painted Formcoat® top/edge

U high-pressure laminate/universal edge

A high-pressure laminate top/thermoplastic edge with MicrobeCare™ A

C high-pressure laminate top/universal edge with MicrobeCare™ A

For thin-edge (T.)

L high-pressure laminate top/thermoplastic edge

W veneer top/veneer edge

P painted Formcoat® top/edge

A high-pressure laminate top/thermoplastic edge with MicrobeCare™ A

Step 6. Height Adjustable Table 1

E electric standard range

D electric extended range

F fixed table

Step 7. Height Adjustable Table 2

For electric standard range (E)

E electric standard range

D electric extended range

F fixed table

For electric extended range (D)

D electric extended range

F fixed table

For fixed table (F)

F fixed table

Prices for Steps 1-7.

	JEE	JED	JEF	JDD	JDF	JFF
DU2AS.24 48	\$7911	8715	6276	10622	10634	4639
54	\$8095	8931	6463	10887	11173	4822
60	\$8275	9112	6639	11095	11395	5001
66	\$8183	9075	6544	11135	11742	4907
72	\$8352	9288	6715	11407	12036	5076
30 48	\$8157	8891	6519	10751	11029	4881
54	\$8297	9093	6663	11032	11326	5024
60	\$8423	9275	6785	11291	11604	5151
66	\$8285	9209	6651	11316	11939	5011
72	\$8421	9418	6783	11609	12250	5148
	KEE	KED	KEF	KDD	KDF	KFF
DU2AS.24 48	\$7911	8715	6276	10622	10634	4639
54	\$8095	8931	6463	10887	10940	4822
60	\$8275	9112	6639	11095	11177	5001
66	\$8183	9075	6544	11135	11264	4907
72	\$8352	9288	6715	11407	11576	5076
30 48	\$8157	8891	6519	10751	10784	4881
54	\$8297	9093	6663	11032	11102	5024
60	\$8423	9275	6785	11291	11401	5151
66	\$8285	9209	6651	11316	11471	5011
72	\$8421	9418	6783	11609	11807	5148

Renew Link Back-to-Back
 Rectangular Height Adjustable
 Bench *continued*

	MEE	MED	MEF	MDD	MDF	MTF
DU2AS.24 48	\$7719	8522	6081	10429	10443	4445
54	\$7904	8738	6268	10694	10980	4630
60	\$8082	8921	6445	10904	11202	4810
66	\$7990	8881	6352	10942	11550	4715
72	\$8161	9094	6523	11216	11843	4883
30 48	\$7964	8699	6326	10559	10835	4689
54	\$8104	8901	6468	10839	11133	4830
60	\$8231	9081	6594	11098	11409	4957
66	\$8092	9017	6458	11123	11745	4819
72	\$8228	9224	6592	11418	12058	4954

	TEE	TED	TEF	TDD	TDF	TTF
DU2AS.24 48	\$7719	8522	6081	10429	10443	4445
54	\$7904	8738	6268	10694	10748	4630
60	\$8082	8921	6445	10904	10986	4810
66	\$7990	8881	6352	10942	11070	4715
72	\$8161	9094	6523	11216	11384	4883
30 48	\$7964	8699	6326	10559	10592	4689
54	\$8104	8901	6468	10839	10910	4830
60	\$8231	9081	6594	11098	11209	4957
66	\$8092	9017	6458	11123	11278	4819
72	\$8228	9224	6592	11418	11614	4954

	LEE	LED	LEF	LDD	LDF	LFF
DU2AS.24 48	\$7836	8651	6174	10586	10600	4512
54	\$8024	8870	6362	10856	11146	4700
60	\$8205	9056	6542	11069	11371	4883
66	\$8111	9016	6448	11107	11725	4787
72	\$8285	9232	6622	11385	12023	4958
30 48	\$8085	8831	6422	10719	10998	4761
54	\$8227	9036	6567	11002	11301	4903
60	\$8355	9219	6694	11266	11581	5032
66	\$8215	9153	6555	11291	11923	4892
72	\$8352	9363	6692	11590	12241	5029

	WEE	WED	WEF	WDD	WDF	WFF
DU2AS.24 48	\$9472	10435	7832	12721	13067	6193
54	\$9691	10692	8055	13045	13431	6415
60	\$9907	10912	8271	13292	13720	6627
66	\$9854	10922	8213	13395	13879	6576
72	\$10056	11180	8418	13724	14254	6779
30 48	\$9763	10646	8125	12879	13244	6485
54	\$9934	10889	8295	13214	13629	6658
60	\$10086	11106	8447	13526	13985	6808
66	\$9975	11086	8339	13616	14128	6699
72	\$10138	11336	8500	13969	14533	6863

	PEE	PED	PEF	PDD	PDF	PFF
DU2AS.24 48	\$8075	8912	6437	10894	10973	4799
54	\$8271	9135	6627	11171	11289	4988
60	\$8454	9323	6813	11386	11537	5175
66	\$8369	9297	6729	11439	11639	5093
72	\$8544	9518	6906	11723	11965	5267
30 48	\$8327	9094	6691	11029	11127	5051
54	\$8476	9304	6838	11321	11463	5198
60	\$8606	9494	6969	11590	11771	5330
66	\$8476	9437	6838	11629	11855	5198
72	\$8616	9655	6977	11933	12205	5339

	UEE	UED	UEF	UDD	UDF	UFF
DU2AS.24 48	\$7836	8651	6174	10586	10600	4512
54	\$8024	8870	6362	10856	10911	4700
60	\$8205	9056	6542	11069	11152	4883
66	\$8111	9016	6448	11107	11238	4787
72	\$8285	9232	6622	11385	11556	4958
30 48	\$8085	8831	6422	10719	10752	4761
54	\$8227	9036	6567	11002	11075	4903
60	\$8355	9219	6694	11266	11378	5032
66	\$8215	9153	6555	11291	11449	4892
72	\$8352	9363	6692	11590	11789	5029

	AEE	AED	AEF	ADD	ADF	AFF
DU2AS.24 48	\$7991	8803	6340	10729	10741	4686
54	\$8177	9021	6528	10997	11286	4871
60	\$8359	9204	6706	11207	11510	5052
66	\$8266	9167	6610	11247	11861	4957
72	\$8436	9382	6783	11522	12157	5128
30 48	\$8239	8981	6585	10860	11140	4931
54	\$8381	9185	6730	11143	11440	5075
60	\$8508	9369	6854	11405	11721	5203
66	\$8369	9302	6718	11430	12059	5062
72	\$8506	9513	6852	11726	12374	5200

	CEE	CED	CEF	CDD	CDF	CFF
DU2AS.24 48	\$7991	8803	6340	10729	10741	4686
54	\$8177	9021	6528	10997	11050	4871
60	\$8359	9204	6706	11207	11290	5052
66	\$8266	9167	6610	11247	11378	4957
72	\$8436	9382	6783	11522	11693	5128
30 48	\$8239	8981	6585	10860	10893	4931
54	\$8381	9185	6730	11143	11214	5075
60	\$8508	9369	6854	11405	11516	5203
66	\$8369	9302	6718	11430	11587	5062
72	\$8506	9513	6852	11726	11926	5200

Renew Link Back-to-Back
 Rectangular Height Adjustable
 Bench *continued*

Renew™ Link Sit-to-Stand Bench

	LEE	LED	LEF	LDD	LDF	LFF
DU2AT. 24 48	\$8706	9602	7023	11728	11885	5336
54	\$8912	9845	7228	12030	12229	5544
60	\$9111	10047	7427	12263	12496	5743
66	\$9031	10028	7350	12328	12614	5664
72	\$9222	10268	7539	12632	12965	5855
30 48	\$8978	9800	7292	11877	12056	5608
54	\$9138	10025	7455	12187	12413	5768
60	\$9277	10227	7590	12478	12744	5908
66	\$9152	10182	7468	12531	12847	5782
72	\$9301	10411	7617	12861	13222	5931
	WEE	WED	WEF	WDD	WDF	WFF
DU2AT. 24 48	\$10553	11619	8886	14150	14670	7214
54	\$10799	11906	9130	14503	15079	7463
60	\$11036	12149	9367	14780	15392	7699
66	\$11001	12183	9331	14922	15594	7663
72	\$11226	12469	9558	15283	16009	7888
30 48	\$10879	11854	9211	14322	14871	7542
54	\$11066	12122	9395	14694	15293	7727
60	\$11232	12361	9564	15039	15690	7895
66	\$11142	12363	9474	15161	15871	7802
72	\$11319	12640	9652	15551	16316	7981
	PEE	PED	PEF	PDD	PDF	PFF
DU2AT. 24 48	\$9013	9876	7342	12127	12357	5674
54	\$9224	10184	7556	12438	12711	5886
60	\$9427	10394	7760	12674	12983	6091
66	\$9360	10385	7694	12755	13119	6022
72	\$9557	10632	7887	13072	13480	6219
30 48	\$9293	10138	7622	12280	12528	5955
54	\$9458	10371	7787	12599	12898	6118
60	\$9602	10580	7932	12899	13238	6264
66	\$9481	10544	7811	12967	13360	6141
72	\$9635	10783	7966	13302	13744	6297
	AEE	AED	AEF	ADD	ADF	AFF
DU2AT. 24 48	\$8899	9799	7217	11923	12081	5530
54	\$9107	10038	7423	12223	12425	5738
60	\$9306	10241	7622	12457	12689	5938
66	\$9227	10221	7544	12524	12809	5857
72	\$9416	10463	7733	12829	13160	6048
30 48	\$9172	9993	7487	12070	12250	5803
54	\$9333	10219	7648	12381	12607	5961
60	\$9471	10423	7784	12674	12939	6102
66	\$9346	10376	7662	12726	13044	5976
72	\$9496	10607	7812	13055	13417	6127

Step 8. Central Cable Trough Tables 1 and 2

For 48" wide (47" surface size) (48), 54" wide (53" surface size) (54), or 60" wide (59" surface size) (60)

BCT	basic cable trough	+\$100
ECT	enhanced cable trough w/covers - data/power routing and cord management	+\$700

For 66" wide (65" surface size) (66) or 72" wide (71" surface size) (72)

BCT	basic cable trough	+\$150
ECT	enhanced cable trough w/covers - data/power routing and cord management	+\$900

Step 9. Switch Option

For fixed table (F) with fixed table (F)

SNN	no control	+\$0
------------	------------	------

For electric standard range (E) or electric extended range (D) with fixed table (F)

SUD	simple up down	+\$100
SMT	no switch - LO100	+\$0
SRM	digital read out with memory	+\$160

For electric standard range (E) or electric extended range (D) with electric standard range (E), or electric extended range (D)

SUD	simple up down	+\$100
SMT	no switch - LO100	+\$0
SRM	digital read out with memory	+\$320

Step 10. Workstation Cord Cover/Cable Management Table 1 and 2

For 24" deep (23" surface size) (24)

PSC	simple cable	+\$0
------------	--------------	------

For 30" deep (29" surface size) (30)

PSC	simple cable	+\$0
PHD	high density cable trough	+\$549

Step 11. Power Access Cutout - Tables 1 and 2

For 24" deep (23" surface size) (24) or 30" deep (29" surface size) (30) with 48" wide (47" surface size) (48), 54" wide (53" surface size) (54), or 60" wide (59" surface size) (60), or 66" wide (65" surface size) (66), or 72" wide (71" surface size) (72) with simple cable (PSC)

NNN	no cutout	+\$0
------------	-----------	------

Renew Link Back-to-Back
 Rectangular Height Adjustable
 Bench *continued*

For 30" deep (29" surface size) (30) with 48" wide (47" surface size)
 (48) with high density cable trough (PHD)

NNN no cutout +\$0

For 30" deep (29" surface size) (30) with 54" wide (53" surface size)
 (54) with high density cable trough (PHD)

NNN no cutout +\$0

LAC left cutout 6 port Y1425 +\$45

RAC right cutout 6 port Y1425 +\$45

LC5 left cutout 5 port Y1425 +\$45

RC5 right cutout 5 port Y1425 +\$45

For 30" deep (29" surface size) (30) with 60" wide (59" surface size)
 (60), or 66" wide (65" surface size) (66), or 72" wide (71" surface size)
 (72) with high density cable trough (PHD)

NNN no cutout +\$0

LAC left cutout +\$45

RAC right cutout +\$45

CAC center cutout +\$45

LC5 left cutout 5 port Y1425 +\$45

RC5 right cutout 5 port Y1425 +\$45

CC5 center cutout 5 port Y1425 +\$45

Step 12.

Top Finish

For high-pressure laminate top/thermoplastic edge (L), high-pressure
 laminate top/thermoplastic edge with MicrobeCare™ (A), high-
 pressure laminate/universal edge (U), or high-pressure laminate top/
 universal edge with MicrobeCare™ (C)

28 canyon +\$0

29 misted +\$0

38 twilight +\$0

39 desert +\$0

76 light brown walnut +\$0

8Q folkstone grey +\$0

91 white +\$0

98 studio white +\$0

CL cool grey neutral +\$0

HF inner tone light +\$0

HM natural maple +\$0

HP light anigre +\$0

HX aged cherry +\$0

LBA clear on ash +\$0

LBR phantom ecru +\$0

LBS phantom cocoa +\$0

LBU medium matte walnut +\$0

LBV warm grey teak +\$0

LBB oak on ash +\$0

LBC walnut on ash +\$0

LBF neutral twill +\$0

LBJ graphite twill +\$0

LBQ white twill +\$0

LT light tone +\$0

LU soft white +\$0

WL sandstone +\$0

WN warm grey neutral +\$0

X1 chalk white +\$0

Renew Link Back-to-Back Rectangular Height Adjustable Bench *continued*

Renew™ Link Sit-to-Stand Bench

Top Finish		
<i>For thermally-fused laminate top/thermoplastic edge with MicrobeCare™ (J), thermally-fused laminate top/universal edge with MicrobeCare™ (K), thermally-fused laminate top/thermoplastic edge (M), or thermally-fused laminate top/universal edge (T)</i>		
91	white	+\$0
98	studio white	+\$0
HM	natural maple	+\$0
LBA	clear on ash	+\$0
LBB	oak on ash	+\$0
LBC	walnut on ash	+\$0
LBF	neutral twill	+\$0
LBQ	white twill	+\$0
LBU	medium matte walnut	+\$0
LU	soft white	+\$0

Top/Edge Finish		
<i>For veneer top/veneer edge (W)</i>		
2U	light brown walnut	+\$170
40	dark brown walnut	+\$170
CHD	noble cherry	+\$170
ET	clear on ash	+\$170
EU	oak on ash	+\$170
EV	walnut on ash	+\$170
EW	medium matte walnut	+\$170
UL	natural maple	+\$170
WHN	natural white oak	+\$170

Top/Edge Finish		
<i>For painted Formcoat® top/edge (P)</i>		
8Q	folkstone grey	+\$0
91	white	+\$0
LU	soft white	+\$0

Step 13. Edge Finish		
<i>For thermally-fused laminate top/thermoplastic edge with MicrobeCare™ (J), thermally-fused laminate top/thermoplastic edge (M), high-pressure laminate top/thermoplastic edge (L), or high-pressure laminate top/thermoplastic edge with MicrobeCare™ (A)</i>		
28	canyon	+\$0
29	misted	+\$0
38	twilight	+\$0
39	desert	+\$0
76	light brown walnut	+\$0
8Q	folkstone grey	+\$0
91	white	+\$0
98	studio white	+\$0
BU	black umber	+\$0
CL	cool grey neutral	+\$0
G2	graphite satin	+\$0
HF	inner tone light	+\$0
HM	natural maple	+\$0
HP	light anigre	+\$0
HX	aged cherry	+\$0
LBA	clear on ash	+\$0
LBR	phantom ecru	+\$0
LBS	phantom cocoa	+\$0
LBU	medium matte walnut	+\$0
LBV	warm grey teak	+\$0
LBB	oak on ash	+\$0
LBC	walnut on ash	+\$0
LBF	neutral twill	+\$0
LBJ	graphite twill	+\$0
LBQ	white twill	+\$0
LT	light tone	+\$0
LU	soft white	+\$0
SG	slate grey	+\$0
WL	sandstone	+\$0
WN	warm grey neutral	+\$0
X1	chalk white	+\$0

<i>For thermally-fused laminate top/universal edge with MicrobeCare™ (K), thermally-fused laminate top/universal edge (T), high-pressure laminate/universal edge (U), or high-pressure laminate top/universal edge with MicrobeCare™ (C)</i>		
PLY	plywood edge	+\$50

Renew Link Back-to-Back
 Rectangular Height Adjustable
 Bench *continued*

Step 14. Base Finish

Metallic Paint

CN	metallic champagne	+\$0
MS	metallic silver	+\$0
SNA	satin aluminum	+\$60
SNB	satin bronze	+\$60
SNC	satin carbon	+\$60

Sand Texture Paint

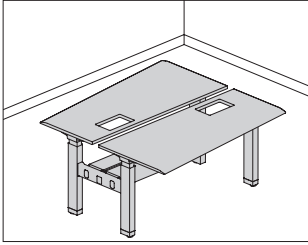
BK	black	+\$0
-----------	-------	------

Smooth Paint

8Q	folkstone grey	+\$0
91	white	+\$0
98	studio white	+\$0
G2	graphite satin	+\$0
WL	sandstone	+\$0
WN	warm grey neutral	+\$0

Back to Back Trapezoid Height Adjustable Bench

DU2TS.
DU2TT.



Renew™ Link Sit-to-Stand Bench

Product Information

Description

This bench is a 2 workstation unit that can be used in back to back height adjustable benching applications in series with other Renew™ Link back to back benches to create a run. The trapezoid shape creates individual and group work environments within a traditional benching application. Each workstation has a C-leg configuration, comes in multiple edge styles, and has options for laminate top with thermoplastic edge, laminate top with universal edge, veneer top and edge, or painted Formcoat® top and edge. There are multiple height adjustment, wire management, and switch options. Glides have 1/2" of leveling adjustment. Shipped knocked down. Product is UL Listed. Each table can be specified with a different height adjustment mechanism. Floor to top of surface height adjustment ranges are 27"-46" for the electric standard range (E) option, 22"-48" for the electric extended range (D) option, and 28 1/2" for the fixed height table (F).

Notes

To power bench applications, specify Connect™ separately. See planning guide for details.

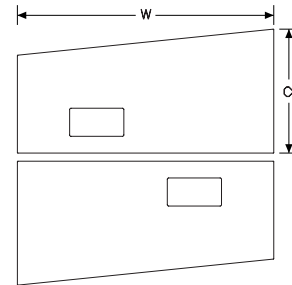
Simple cable cover (PSC) is facility installed only.

High density cable trough (PHD) can be accessed by users for daily cord management. Available on 30" deep tables only.

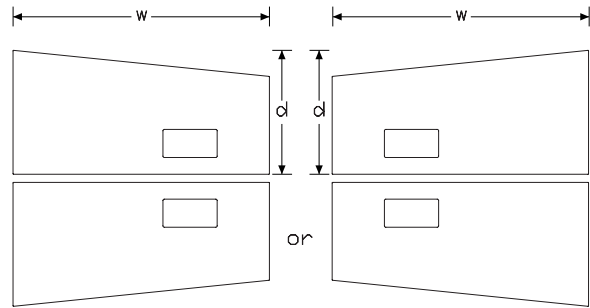
Power access cutouts are specifically sized for 5 wide and 6 wide Logic G1000 grommet mounted electrical distributors (Y1425.).

For linear bench sections, the NYC Power Entry (DU1352.08) can only fit, and must be installed in, 60"-wide and wider sections. For 120° bench sections, the NYC Power Entry (DU1352.08) can only fit, and must be installed in, 54"-wide and wider sections.

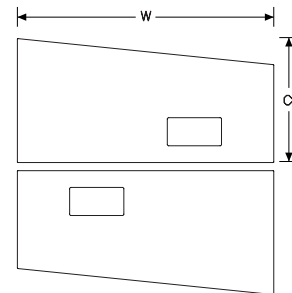
Dimensions



Left Hand/Left Hand



Left Hand/Right Hand



Right Hand/Right Hand

Back to Back Trapezoid Height Adjustable Bench *continued*

Renew™ Link Sit-to-Stand Bench

Specification Information

Step 1.

DU2T

Step 2. Edge

- S.** squared-edge
- T.** thin-edge

Step 3. Width

- 48** 48" wide (47" surface size)
- 54** 54" wide (53" surface size)
- 60** 60" wide (59" surface size)
- 66** 66" wide (65" surface size)
- 72** 72" wide (71" surface size)

Step 4. Surface Material

For squared-edge (S.)

- M** thermally-fused laminate top/thermoplastic edge
- T** thermally-fused laminate top/universal edge
- L** high-pressure laminate top/thermoplastic edge
- W** veneer top/veneer edge
- P** painted Formcoat® top/edge
- U** high-pressure laminate/universal edge

For thin-edge (T.)

- L** high-pressure laminate top/thermoplastic edge
- W** veneer top/veneer edge
- P** painted Formcoat® top/edge

Step 5. Height Adjustable Table 1

- E** electric standard range
- D** electric extended range
- F** fixed table

Step 6. Height Adjustable Table 2

For electric standard range (E)

- E** electric standard range
- D** electric extended range
- F** fixed table

For electric extended range (D)

- D** electric extended range
- F** fixed table

For fixed table (F)

- F** fixed table

Step 7. Trapezoid Configuration

- A** left hand/left hand
- B** left hand/right hand
- C** right hand/right hand

Prices for Steps 1-7.

	EEA	EEB	EEC	EDA	EDB	EDC
DU2TS. 48 M	\$9412	9412	9412	10186	10186	10186
T	\$9412	9412	9412	10186	10186	10186
L	\$9507	9507	9507	10289	10289	10289
W	\$11306	11306	11306	12230	12230	12230
P	\$9796	9796	9796	10601	10601	10601
U	\$9554	9554	9554	10340	10340	10340
54 M	\$9563	9563	9563	10395	10395	10395
T	\$9563	9563	9563	10395	10395	10395
L	\$9660	9660	9660	10500	10500	10500
W	\$11481	11481	11481	12486	12486	12486
P	\$9950	9950	9950	10820	10820	10820
U	\$9708	9708	9708	10552	10552	10552
60 M	\$9694	9694	9694	10589	10589	10589
T	\$9694	9694	9694	10589	10589	10589
L	\$9792	9792	9792	10696	10696	10696
W	\$11640	11640	11640	12712	12712	12712
P	\$10090	10090	10090	11019	11019	11019
U	\$9841	9841	9841	10749	10749	10749
66 M	\$9851	9851	9851	10819	10819	10819
T	\$9851	9851	9851	10819	10819	10819
L	\$9951	9951	9951	10928	10928	10928
W	\$11827	11827	11827	12992	12992	12992
P	\$10251	10251	10251	11261	11261	11261
U	\$10001	10001	10001	10982	10982	10982
72 M	\$9993	9993	9993	11039	11039	11039
T	\$9993	9993	9993	11039	11039	11039
L	\$10094	10094	10094	11150	11150	11150
W	\$11996	11996	11996	13253	13253	13253
P	\$10399	10399	10399	11490	11490	11490
U	\$10144	10144	10144	11205	11205	11205

Back to Back Trapezoid Height Adjustable Bench *continued*

Renew™ Link Sit-to-Stand Bench

	EFA	EFB	EFC	DDA	DDB	DDC
DU2TS. 48 M	\$7693	7693	7693	12139	12139	12139
T	\$7693	7693	7693	12139	12139	12139
L	\$7771	7771	7771	12261	12261	12261
W	\$9581	9581	9581	14575	14575	14575
P	\$8078	8078	8078	12634	12634	12634
U	\$7810	7810	7810	12322	12322	12322
54 M	\$7844	7844	7844	12432	12432	12432
T	\$7844	7844	7844	12432	12432	12432
L	\$7923	7923	7923	12557	12557	12557
W	\$9760	9760	9760	14928	14928	14928
P	\$8228	8228	8228	12939	12939	12939
U	\$7962	7962	7962	12619	12619	12619
60 M	\$7976	7976	7976	12703	12703	12703
T	\$7976	7976	7976	12703	12703	12703
L	\$8057	8057	8057	12831	12831	12831
W	\$9919	9919	9919	15256	15256	15256
P	\$8370	8370	8370	13221	13221	13221
U	\$8097	8097	8097	12895	12895	12895
66 M	\$8131	8131	8131	13033	13033	13033
T	\$8131	8131	8131	13033	13033	13033
L	\$8213	8213	8213	13164	13164	13164
W	\$10107	10107	10107	15650	15650	15650
P	\$8530	8530	8530	13566	13566	13566
U	\$8254	8254	8254	13229	13229	13229
72 M	\$8274	8274	8274	13342	13342	13342
T	\$8274	8274	8274	13342	13342	13342
L	\$8358	8358	8358	13477	13477	13477
W	\$10278	10278	10278	16017	16017	16017
P	\$8678	8678	8678	13882	13882	13882
U	\$8400	8400	8400	13544	13544	13544
	DFA	DFB	DFC	FFA	FFB	FFC
DU2TS. 48 M	\$12173	12173	12173	5975	5975	5975
T	\$12173	12173	12173	5975	5975	5975
L	\$12296	12296	12296	6036	6036	6036
W	\$14960	14960	14960	7863	7863	7863
P	\$12740	12740	12740	6356	6356	6356
U	\$12357	12357	12357	6066	6066	6066
54 M	\$12505	12505	12505	6124	6124	6124
T	\$12505	12505	12505	6124	6124	6124
L	\$12631	12631	12631	6186	6186	6186
W	\$15363	15363	15363	8039	8039	8039
P	\$13087	13087	13087	6511	6511	6511
U	\$12694	12694	12694	6217	6217	6217

60 M	\$12819	12819	12819	6256	6256	6256
T	\$12819	12819	12819	6256	6256	6256
L	\$12948	12948	12948	6319	6319	6319
W	\$15736	15736	15736	8199	8199	8199
P	\$13413	13413	13413	6649	6649	6649
U	\$13012	13012	13012	6350	6350	6350
66 M	\$13195	13195	13195	6413	6413	6413
T	\$13195	13195	13195	6413	6413	6413
L	\$13328	13328	13328	6478	6478	6478
W	\$16186	16186	16186	8387	8387	8387
P	\$13803	13803	13803	6812	6812	6812
U	\$13394	13394	13394	6510	6510	6510
72 M	\$13548	13548	13548	6553	6553	6553
T	\$13548	13548	13548	6553	6553	6553
L	\$13685	13685	13685	6619	6619	6619
W	\$16609	16609	16609	8557	8557	8557
P	\$14168	14168	14168	6961	6961	6961
U	\$13753	13753	13753	6652	6652	6652
	EEA	EEB	EEC	EDA	EDB	EDC
DU2TT. 48 L	\$10348	10348	10348	11198	11198	11198
W	\$12241	12241	12241	13244	13244	13244
P	\$10611	10611	10611	11480	11480	11480
54 L	\$10511	10511	10511	11431	11431	11431
W	\$12436	12436	12436	13521	13521	13521
P	\$10780	10780	10780	11720	11720	11720
60 L	\$10658	10658	10658	11640	11640	11640
W	\$12607	12607	12607	13770	13770	13770
P	\$10926	10926	10926	11933	11933	11933
66 L	\$10831	10831	10831	11894	11894	11894
W	\$12813	12813	12813	14074	14074	14074
P	\$11102	11102	11102	12196	12196	12196
72 L	\$10983	10983	10983	12136	12136	12136
W	\$12996	12996	12996	14357	14357	14357
P	\$11264	11264	11264	12442	12442	12442
	EFA	EFB	EFC	DDA	DDB	DDC
DU2TT. 48 L	\$8608	8608	8608	13346	13346	13346
W	\$10525	10525	10525	15786	15786	15786
P	\$8894	8894	8894	13681	13681	13681
54 L	\$8770	8770	8770	13669	13669	13669
W	\$10719	10719	10719	16166	16166	16166
P	\$9062	9062	9062	14011	14011	14011
60 L	\$8916	8916	8916	13968	13968	13968
W	\$10890	10890	10890	16523	16523	16523
P	\$9210	9210	9210	14318	14318	14318

Back to Back Trapezoid Height Adjustable Bench *continued*

66 L	\$9088	9088	9088	14327	14327	14327
W	\$11095	11095	11095	16951	16951	16951
P	\$9388	9388	9388	14691	14691	14691
72 L	\$9244	9244	9244	14668	14668	14668
W	\$11279	11279	11279	17350	17350	17350
P	\$9547	9547	9547	15038	15038	15038
	DFA	DFB	DFC	FFA	FFB	FFC
DU2TT. 48 L	\$13531	13531	13531	6866	6866	6866
W	\$16350	16350	16350	8806	8806	8806
P	\$13943	13943	13943	7175	7175	7175
54 L	\$13898	13898	13898	7028	7028	7028
W	\$16786	16786	16786	8999	8999	8999
P	\$14317	14317	14317	7344	7344	7344
60 L	\$14244	14244	14244	7173	7173	7173
W	\$17193	17193	17193	9175	9175	9175
P	\$14669	14669	14669	7495	7495	7495
66 L	\$14656	14656	14656	7349	7349	7349
W	\$17679	17679	17679	9378	9378	9378
P	\$15093	15093	15093	7671	7671	7671
72 L	\$15043	15043	15043	7504	7504	7504
W	\$18138	18138	18138	9561	9561	9561
P	\$15490	15490	15490	7829	7829	7829

Step 8. Central Cable Trough			
ECT	enhanced cable trough w/covers - data/power routing and cord management		+\$0

Step 9. Switch Option			
<i>For fixed table (F) with fixed table (F)</i>			
SNN	no control		+\$0

<i>For electric standard range (E) or electric extended range (D) with fixed table (F)</i>			
SUD	simple up down		+\$0
SMT	no switch - LO100		+\$0
SRM	digital read out with memory		+\$160

<i>For electric standard range (E) or electric extended range (D) with electric standard range (E), or electric extended range (D)</i>			
SUD	simple up down		+\$0
SMT	no switch - LO100		+\$0
SRM	digital read out with memory		+\$320

Step 10. Workstation Cord Cover/Cable Management Table 1 and 2		
PSC	simple cable	+\$0
PHD	high density cable trough	+\$549

Step 11. Power Access Cutout - Tables 1 and 2		
<i>For 48" wide (47" surface size) (48), 54" wide (53" surface size) (54), 60" wide (59" surface size) (60), 66" wide (65" surface size) (66), or 72" wide (71" surface size) (72) with simple cable (PSC), or high density cable trough (PHD)</i>		
NNN	no cutout	+\$0

<i>For 54" wide (53" surface size) (54), 60" wide (59" surface size) (60), 66" wide (65" surface size) (66), or 72" wide (71" surface size) (72) with high density cable trough (PHD)</i>		
NNN	no cutout	+\$0
OAC	offset center cutout for 6 port Y1425	+\$45
OC5	offset center cutout for 5 port Y1425 A	+\$45

Step 12.		
Top Finish		
<i>For high-pressure laminate top/thermoplastic edge (L) or high-pressure laminate/universal edge (U)</i>		
76	light brown walnut	+\$0
8Q	folkstone grey	+\$0
91	white	+\$0
98	studio white	+\$0
CL	cool grey neutral	+\$0
HF	inner tone light	+\$0
HM	natural maple	+\$0
HP	light anigre	+\$0
HX	aged cherry	+\$0
LBA	clear on ash	+\$0
LBR	phantom ecru	+\$0
LBS	phantom cocoa	+\$0
LBU	medium matte walnut	+\$0
LBV	warm grey teak	+\$0
LBB	oak on ash	+\$0
LBC	walnut on ash	+\$0
LBF	neutral twill	+\$0
LBJ	graphite twill	+\$0
LBQ	white twill	+\$0
LU	soft white	+\$0
WL	sandstone	+\$0
WN	warm grey neutral	+\$0

Renew™ Link Sit-to-Stand Bench

Back to Back Trapezoid Height Adjustable Bench *continued*

Renew™ Link Sit-to-Stand Bench

Top Finish		
<i>For thermally-fused laminate top/thermoplastic edge (M) or thermally-fused laminate top/universal edge (T)</i>		
91	white	+\$0
98	studio white	+\$0
HM	natural maple	+\$0
LBA	clear on ash	+\$0
LBB	oak on ash	+\$0
LBC	walnut on ash	+\$0
LBF	neutral twill	+\$0
LBQ	white twill	+\$0
LBU	medium matte walnut	+\$0
LU	soft white	+\$0

Top/Edge Finish		
<i>For veneer top/veneer edge (W)</i>		
2U	light brown walnut	+\$170
40	dark brown walnut	+\$170
CHD	noble cherry	+\$170
ET	clear on ash	+\$170
EU	oak on ash	+\$170
EV	walnut on ash	+\$170
EW	medium matte walnut	+\$170
UL	natural maple	+\$170
WHN	natural white oak	+\$170

Top/Edge Finish		
<i>For painted Formcoat® top/edge (P)</i>		
8Q	folkstone grey A	+\$0
91	white A	+\$0
LU	soft white A	+\$0

Step 13. Edge Finish		
<i>For thermally-fused laminate top/thermoplastic edge (M) or high-pressure laminate top/thermoplastic edge (L)</i>		
76	light brown walnut	+\$0
8Q	folkstone grey	+\$0
91	white	+\$0
98	studio white	+\$0
CL	cool grey neutral	+\$0
HF	inner tone light	+\$0
HM	natural maple	+\$0
HP	light anigre	+\$0
HX	aged cherry	+\$0
LBA	clear on ash	+\$0
LBR	phantom ecru	+\$0
LBS	phantom cocoa	+\$0
LBU	medium matte walnut	+\$0
LBV	warm grey teak	+\$0
LBB	oak on ash	+\$0
LBC	walnut on ash	+\$0
LBF	neutral twill	+\$0
LBJ	graphite twill	+\$0
LBQ	white twill	+\$0
LU	soft white	+\$0
WL	sandstone	+\$0
WN	warm grey neutral	+\$0

<i>For thermally-fused laminate top/universal edge (T) or high-pressure laminate/universal edge (U)</i>		
PLY	plywood edge	+\$50

Step 14. Base Finish		
Metallic Paint		
CN	metallic champagne	+\$0
MS	metallic silver	+\$0
SNA	satin aluminum	+\$60
SNB	satin bronze	+\$60
SNC	satin carbon	+\$60

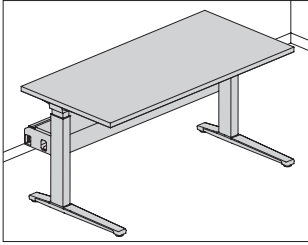
Sand Texture Paint		
BK	black	+\$0

Back to Back Trapezoid Height Adjustable Bench *continued*

Smooth Paint		
8Q	folkstone grey	+\$0
91	white	+\$0
98	studio white	+\$0
G2	graphite satin	+\$0
WL	sandstone	+\$0
WN	warm grey neutral	+\$0

Renew™ Link Sit-to-Stand Bench

Single Sided Rectangular Height Adjustable Bench DU1AS. DU1AT.



Renew™ Link Sit-to-Stand Bench

Product Information

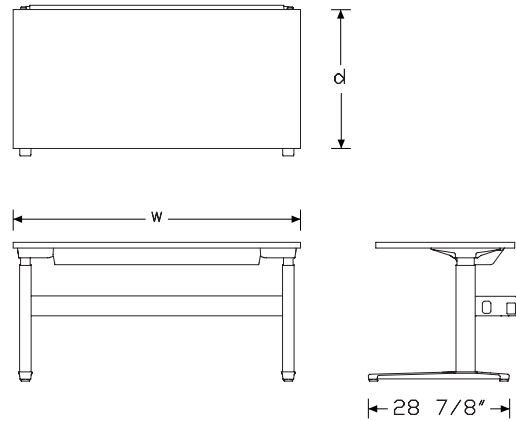
Description

This rectangular single sided bench is a 1 workstation unit that can be used in single sided height adjustable benching applications in series with other Renew™ Link single sided benches to create a run. Each workstation has a C-leg configuration, comes in multiple edge styles, and has options for laminate top with thermoplastic edge, laminate top with universal edge, veneer top and edge, or painted Formcoat® top and edge. There are multiple height adjustment, wire management, and switch options. Glides have 1/2" of leveling adjustment. Shipped knocked down. Product is UL Listed. Each table can be specified with a different height adjustment mechanism. Floor to top of surface height adjustment ranges are 27"-46" for the electric standard range (E) option, 22"-48" for the electric extended range (D) option, and 28 1/2" for the fixed height table (F).

Notes

To power bench applications, specify Connect™ separately. See planning guide for details.
 Sizes listed for table depth and width are nominal. Depth of surface is reduced 1" for cord management. Width of surface is reduced 1" to minimize possible pinch point hazards between benches.
 Simple cable cover (PSC) is facility installed only.
 High density cable trough (PHD) can be accessed by users for daily cord management. Available on 30" deep tables only.
 Power access cutouts are specifically sized for 5 wide and 6 wide Logic G1000 grommet mounted electrical distributors (Y1425.).
 For linear bench sections, the NYC Power Entry (DU1352.08) can only fit, and must be installed in, 60"-wide and wider sections. For 120° bench sections, the NYC Power Entry (DU1352.08) can only fit, and must be installed in, 54"-wide and wider sections.

Dimensions



Single Sided Rectangular Height Adjustable Bench *continued*

Specification Information

Step 1.

DU1A

Step 2. Edge

S. squared-edge

T. thin-edge

Step 3. Depth

24 24" deep (23" surface size)

30 30" deep (29" surface size)

Step 4. Width

48 48" wide (47" surface size)

54 54" wide (53" surface size)

60 60" wide (59" surface size)

66 66" wide (65" surface size)

72 72" wide (71" surface size)

Step 5. Surface Material

For squared-edge (S.)

M thermally-fused laminate top/thermoplastic edge

T thermally-fused laminate top/universal edge

L high-pressure laminate top/thermoplastic edge

W veneer top/veneer edge

P painted Formcoat® top/edge

U high-pressure laminate/universal edge

For thin-edge (T.)

L high-pressure laminate top/thermoplastic edge

W veneer top/veneer edge

P painted Formcoat® top/edge

Step 6. Height Adjustment

E electric standard range

D electric extended range

F fixed table

Prices for Steps 1-6.

	ME	MD	MF	TE	TD	TF
DU1AS.24 48	\$4950	5191	3321	4952	5195	3321
54	\$5003	5274	3400	5029	5274	3400
60	\$5101	5353	3488	5103	5353	3476
66	\$5209	5513	3557	5187	5513	3557
72	\$5259	5568	3630	5259	5568	3630

30 48	\$5032	5278	3406	5034	5280	3406
54	\$5123	5375	3492	5123	5375	3495
60	\$5189	5440	3559	5189	5444	3561
66	\$5270	5526	3644	5274	5530	3644
72	\$5346	5629	3714	5351	5608	3717

	LE	LD	LF	WE	WD	WF
DU1AS.24 48	\$5025	5270	3372	5949	6235	4314
54	\$5079	5355	3452	6039	6332	4408
60	\$5179	5434	3542	6129	6425	4495
66	\$5288	5597	3611	6229	6531	4597
72	\$5338	5652	3685	6316	6622	4684

30 48	\$5108	5359	3458	6050	6343	4416
54	\$5201	5457	3546	6154	6453	4522
60	\$5268	5522	3613	6231	6537	4602
66	\$5349	5610	3699	6332	6641	4701
72	\$5427	5714	3771	6421	6732	4790

	PE	PD	PF	UE	UD	UF
DU1AS.24 48	\$5154	5404	3520	5027	5274	3372
54	\$5234	5491	3601	5105	5355	3452
60	\$5313	5570	3682	5181	5434	3528
66	\$5399	5662	3766	5266	5597	3611
72	\$5473	5740	3843	5338	5652	3685

30 48	\$5243	5497	3610	5110	5361	3458
54	\$5338	5593	3703	5201	5457	3549
60	\$5400	5669	3775	5268	5526	3615
66	\$5492	5755	3858	5355	5614	3699
72	\$5566	5837	3935	5432	5693	3774

	LE	LD	LF	WE	WD	WF
DU1AT.24 48	\$5578	5850	3883	6598	6916	4929
54	\$5669	5941	3975	6702	7026	5035
60	\$5751	6030	4058	6804	7130	5132
66	\$5844	6124	4150	6911	7249	5244
72	\$5925	6215	4234	7009	7348	5341

30 48	\$5674	5948	3983	6712	7038	5045
54	\$5775	6056	4082	6829	7163	5162
60	\$5851	6135	4157	6919	7259	5252
66	\$5942	6230	4249	7028	7369	5362
72	\$6025	6318	4332	7128	7473	5461

Single Sided Rectangular Height Adjustable Bench *continued*

Renew™ Link Sit-to-Stand Bench

	PE	PD	PF	UE	UD	UF
DU1AT. 24 48	\$5718	5997	4050	—	—	—
54	\$5809	6091	4141	—	—	—
60	\$5897	6181	4228	—	—	—
66	\$5991	6283	4325	—	—	—
72	\$6079	6370	4407	—	—	—
30 48	\$5817	6102	4151	—	—	—
54	\$5920	6208	4251	—	—	—
60	\$5998	6288	4329	—	—	—
66	\$6093	6388	4425	—	—	—
72	\$6179	6476	4510	—	—	—

Step 7. Central Cable Trough

ECT	enhanced cable trough w/covers - data/power routing and cord management A	+\$0
------------	--	------

Step 8. Switch Option

For electric standard range (E) or electric extended range (D)

SUD	simple up down A	+\$0
SMT	no switch - LO100 A	+\$0
SRM	digital read out with memory A	+\$160

For fixed table (F)

SNN	no control A	+\$0
------------	---------------------	------

Step 9. Workstation Cord Cover/Cable Management

For 24" deep (23" surface size) (24)

PSC	simple cable A	+\$0
------------	-----------------------	------

For 30" deep (29" surface size) (30)

PSC	simple cable A	+\$0
PHD	high density cable trough A	+\$299

Step 10. Power Access Cutout - Tables 1 and 2

For 24" deep (23" surface size) (24) or 30" deep (29" surface size) (30) with 48" wide (47" surface size) (48), 54" wide (53" surface size) (54), or 60" wide (59" surface size) (60), or 66" wide (65" surface size) (66), or 72" wide (71" surface size) (72) with simple cable (PSC)

NNN	no cutout A	+\$0
------------	--------------------	------

For 30" deep (29" surface size) (30) with 48" wide (47" surface size) (48) with high density cable trough (PHD)

NNN	no cutout A	+\$0
------------	--------------------	------

For 30" deep (29" surface size) (30) with 54" wide (53" surface size) (54) with high density cable trough (PHD)

NNN	no cutout A	+\$0
LAC	left cutout 6 port Y1425 A	+\$45
RAC	right cutout 6 port Y1425 A	+\$45
LC5	left cutout 5 port Y1425 A	+\$45
RC5	right cutout 5 port Y1425 A	+\$45

For 30" deep (29" surface size) (30) with 60" wide (59" surface size) (60), or 66" wide (65" surface size) (66), or 72" wide (71" surface size) (72) with high density cable trough (PHD)

NNN	no cutout A	+\$0
LAC	left cutout A	+\$45
RAC	right cutout A	+\$45
CAC	center cutout A	+\$45
LC5	left cutout 5 port Y1425 A	+\$45
RC5	right cutout 5 port Y1425 A	+\$45
CC5	center cutout 5 port Y1425 A	+\$45

Step 11.

Top Finish

For high-pressure laminate top/thermoplastic edge (L) or high-pressure laminate/universal edge (U)

76	light brown walnut A	+\$0
8Q	folkstone grey A	+\$0
91	white A	+\$0
98	studio white A	+\$0
CL	cool grey neutral A	+\$0
HF	inner tone light A	+\$0
HM	natural maple A	+\$0
HP	light anigre A	+\$0
HX	aged cherry A	+\$0
LBA	clear on ash A	+\$0
LBR	phantom ecru A	+\$0
LBS	phantom cocoa A	+\$0
LBU	medium matte walnut A	+\$0
LBV	warm grey teak A	+\$0
LBB	oak on ash A	+\$0
LBC	walnut on ash A	+\$0
LBF	neutral twill A	+\$0
LBJ	graphite twill A	+\$0
LBQ	white twill A	+\$0
LU	soft white A	+\$0
WL	sandstone A	+\$0
WN	warm grey neutral A	+\$0

Single Sided Rectangular Height Adjustable Bench *continued*

Top Finish

For thermally-fused laminate top/thermoplastic edge (M) or thermally-fused laminate top/universal edge (T)

91	white <input type="checkbox"/>	+\$0
98	studio white <input type="checkbox"/>	+\$0
HM	natural maple <input type="checkbox"/>	+\$0
LBA	clear on ash <input type="checkbox"/>	+\$0
LBB	oak on ash <input type="checkbox"/>	+\$0
LBC	walnut on ash <input type="checkbox"/>	+\$0
LBF	neutral twill <input type="checkbox"/>	+\$0
LBQ	white twill <input type="checkbox"/>	+\$0
LBU	medium matte walnut <input type="checkbox"/>	+\$0
LU	soft white <input type="checkbox"/>	+\$0

Top/Edge Finish

For veneer top/veneer edge (W)

2U	light brown walnut <input type="checkbox"/>	+\$85
40	dark brown walnut <input type="checkbox"/>	+\$85
CHD	noble cherry <input type="checkbox"/>	+\$85
ET	clear on ash <input type="checkbox"/>	+\$85
EU	oak on ash <input type="checkbox"/>	+\$85
EV	walnut on ash <input type="checkbox"/>	+\$85
EW	medium matte walnut <input type="checkbox"/>	+\$85
UL	natural maple <input type="checkbox"/>	+\$85
WHN	natural white oak <input type="checkbox"/>	+\$85

Top/Edge Finish

For painted Formcoat® top/edge (P)

8Q	folkstone grey <input type="checkbox"/>	+\$0
91	white <input type="checkbox"/>	+\$0
LU	soft white <input type="checkbox"/>	+\$0

Step 12. Edge Finish

For thermally-fused laminate top/thermoplastic edge (M) or high-pressure laminate top/thermoplastic edge (L)

76	light brown walnut <input type="checkbox"/>	+\$0
8Q	folkstone grey <input type="checkbox"/>	+\$0
91	white <input type="checkbox"/>	+\$0
98	studio white <input type="checkbox"/>	+\$0
CL	cool grey neutral <input type="checkbox"/>	+\$0
HF	inner tone light <input type="checkbox"/>	+\$0
HM	natural maple <input type="checkbox"/>	+\$0
HP	light anigre <input type="checkbox"/>	+\$0
HX	aged cherry <input type="checkbox"/>	+\$0
LBA	clear on ash <input type="checkbox"/>	+\$0
LBR	phantom ecru <input type="checkbox"/>	+\$0
LBS	phantom cocoa <input type="checkbox"/>	+\$0
LBU	medium matte walnut <input type="checkbox"/>	+\$0
LBV	warm grey teak <input type="checkbox"/>	+\$0
LBB	oak on ash <input type="checkbox"/>	+\$0
LBC	walnut on ash <input type="checkbox"/>	+\$0
LBF	neutral twill <input type="checkbox"/>	+\$0
LBJ	graphite twill <input type="checkbox"/>	+\$0
LBQ	white twill <input type="checkbox"/>	+\$0
LU	soft white <input type="checkbox"/>	+\$0
WL	sandstone <input type="checkbox"/>	+\$0
WN	warm grey neutral <input type="checkbox"/>	+\$0

For thermally-fused laminate top/universal edge (T) or high-pressure laminate/universal edge (U)

PLY	plywood edge <input type="checkbox"/>	+\$50
------------	---------------------------------------	-------

Step 13. Base Finish

Metallic Paint

CN	metallic champagne <input type="checkbox"/>	+\$0
MS	metallic silver <input type="checkbox"/>	+\$0
SNA	satin aluminum <input type="checkbox"/>	+\$30
SNB	satin bronze <input type="checkbox"/>	+\$30
SNC	satin carbon <input type="checkbox"/>	+\$30

Sand Texture Paint

BK	black <input type="checkbox"/>	+\$0
-----------	--------------------------------	------

Single Sided Rectangular Height Adjustable Bench *continued*

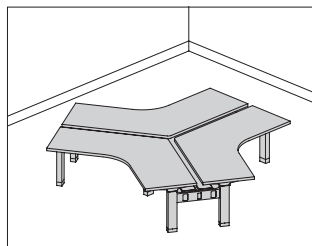
Renew™ Link Sit-to-Stand Bench

Smooth Paint

8Q	folkstone grey <input type="checkbox"/> A	+\$0
91	white <input type="checkbox"/> A	+\$0
98	studio white <input type="checkbox"/> A	+\$0
G2	graphite satin <input type="checkbox"/> A	+\$0
WL	sandstone <input type="checkbox"/> A	+\$0
WN	warm grey neutral <input type="checkbox"/> A	+\$0

Renew™ Link 120 Degree Height Adjustable Bench

DU3AS.
DU3AT.



Product Information

Description

This back-to-back bench is a 3-workstation unit that can be used in back-to-back height adjustable benching applications in series with other Renew™ Link back-to-back benches. Each workstation has a C-leg configuration, comes in multiple edge styles, and has options for laminate top with thermoplastic edge or veneer top and edge. There are multiple height adjustment, wire management, and switch options. Glides have 1/2" of leveling adjustment. Shipped knocked down. Product is UL Listed.

Notes

Floor-to-top-of-surface height adjustment ranges are 27"-46" for the electric standard range (EEE) option and 22"-48" for the electric extended range (DDD) option.

To power bench applications, order Connect™ separately. See planning guide for details.

Sizes listed for table depth and width are nominal. Depth of surface is reduced 1" for cord management. Width of surface is reduced 1" to minimize possible pinch point hazards between benches.

Simple cable cover (PSC) is facility installed only.

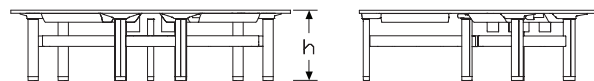
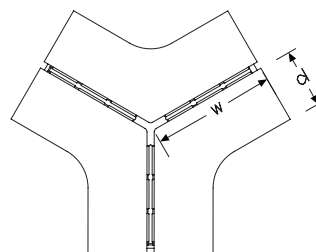
High density cable trough (PHD) can be accessed by users for daily cord management. Available on 30" deep tables only. Cutouts must be placed on surface above high-density cable trough.

Power access cutouts are specifically sized for 5-wide and 6-wide Logic G1000 grommet mounted electrical distributors (Y1425.). No cutouts can be specified when the simple cable under-worksurface cable management (PSC) option is selected.

When specifying height adjustable range (EEE or DDD), all 3 tables will be the same range (standard or extended).

For linear bench sections, the NYC Power Entry (DU1352.08) can only fit, and must be installed in, 60"-wide and wider sections. For 120° bench sections, the NYC Power Entry (DU1352.08) can only fit, and must be installed in, 54"-wide and wider sections.

Dimensions



Renew™ Link 120 Degree Height Adjustable Bench *continued*

Specification Information

Step 1.

DU3A

Step 2. Edge

- S.** squared-edge
- T.** thin-edge

Step 3. Depth

- 24** 24" deep (23" surface size)
- 30** 30" deep (29" surface size)

Step 4. Width

- 48** 48" wide (47" surface size)
- 54** 54" wide (53" surface size)
- 60** 60" wide (59" surface size)

Step 5. Surface Material

For squared-edge (S.)

- L** high-pressure laminate top/thermoplastic edge
- M** thermally-fused laminate top/thermoplastic edge
- W** veneer top/veneer edge A

For thin-edge (T.)

- L** high-pressure laminate top/thermoplastic edge
- W** veneer top/veneer edge A

Step 6. Height Adjustable Range Tables 1, 2, and 3

- DDD** electric extended range
- EEE** electric standard range

Prices for Steps 1-6.

	LDDD	LEEE	MDDD	MEEE	WDDD	WEEE
DU3AS.24 48	\$29145	22603	28712	22267	34481	26742
54	\$31153	23959	30690	23602	36856	28347
60	\$33285	25397	32790	25019	39381	30046
30 48	\$30679	23794	30223	23440	36295	28149
54	\$32789	25221	32302	24846	38795	29839
60	\$35039	26733	34519	26336	41453	31628
DU3AT.24 48	\$31626	24527	—	—	37416	29017
54	\$33803	25999	—	—	39992	30759
60	\$36121	27558	—	—	42731	32602
30 48	\$33289	25949	—	—	39383	30544
54	\$35583	27367	—	—	42098	32378
60	\$38021	29008	—	—	44982	34320

Step 7. Central Cable Trough Tables 1, 2, and 3

For 48" wide (47" surface size) (48) or 54" wide (53" surface size) (54)

- BCT** basic cable trough +\$1200
- ECT** enhanced cable trough w/covers - data/power routing and cord management +\$2100

For 60" wide (59" surface size) (60)

- BCT** basic cable trough +\$1200
- ECT** enhanced cable trough w/covers - data/power routing and cord management +\$2100

Step 8. Switch Option

For electric standard range (EEE)

- SMT** no switch - LO100 +\$0
- SRM** digital read out with memory +\$240
- SUD** simple up down +\$150

For electric extended range (DDD)

- SMT** no switch - LO100 +\$0
- SRM** digital read out with memory +\$480
- SUD** simple up down +\$150

Step 9. Under Work Surface Cable Management Tables 1, 2, and 3

For 24" deep (23" surface size) (24)

- PSC** simple cable +\$0

For 30" deep (29" surface size) (30)

- MIX** 1 simple cable and 1 high density cable trough +\$825
- PHD** (2) high density cable trough +\$1650
- PSC** (2) simple cable +\$0

Step 10. Power Access Cutout - Tables 1, 2, and 3

For 24" deep (23" surface size) (24) or 30" deep (29" surface size) (30) with 48" wide (47" surface size) (48), or 54" wide (53" surface size) (54), or 60" wide (59" surface size) (60) with (2) simple cable (PSC), or simple cable (PSC)

- NNN** no cutout +\$0

Renew™ Link 120 Degree Height Adjustable Bench *continued*

For 30" deep (29" surface size) (30) with 48" wide (47" surface size) (48), or 54" wide (53" surface size) (54), or 60" wide (59" surface size) (60) with 1 simple cable and 1 high density cable trough (MIX), or (2) high density cable trough (PHD)

NNN	no cutout	+\$0
LAC	left cutout 6 port Y1425	+\$68
RAC	right cutout 6 port Y1425	+\$68
LC5	left cutout 5 port Y1425	+\$68
RC5	right cutout 5 port Y1425	+\$68

Step 11.

Top Finish

For high-pressure laminate top/thermoplastic edge (L)

76	light brown walnut	+\$0
8Q	folkstone grey	+\$0
91	white	+\$0
98	studio white	+\$0
CL	cool grey neutral	+\$0
HF	inner tone light	+\$0
HM	natural maple	+\$0
HP	light anigre	+\$0
HX	aged cherry	+\$0
LBA	clear on ash	+\$0
LBB	oak on ash	+\$0
LBC	walnut on ash	+\$0
LBF	neutral twill	+\$0
LBJ	graphite twill	+\$0
LBQ	white twill	+\$0
LBR	phantom ecru A	+\$0
LBS	phantom cocoa A	+\$0
LBU	medium matte walnut A	+\$0
LBV	warm grey teak A	+\$0
LT	light tone	+\$0
LU	soft white	+\$0
WL	sandstone	+\$0
WN	warm grey neutral	+\$0

Top Finish

For thermally-fused laminate top/thermoplastic edge (M)

91	white	+\$0
98	studio white	+\$0
HM	natural maple	+\$0
LBA	clear on ash	+\$0
LBB	oak on ash	+\$0
LBC	walnut on ash	+\$0
LBF	neutral twill	+\$0
LBQ	white twill	+\$0
LBU	medium matte walnut	+\$0
LU	soft white	+\$0

Top/Edge Finish

For veneer top/veneer edge (W)

2U	light brown walnut A	+\$255
40	dark brown walnut A	+\$255
CHD	noble cherry A	+\$255
ET	clear on ash A	+\$255
EU	oak on ash A	+\$255
EV	walnut on ash A	+\$255
EW	medium matte walnut A	+\$255
UL	natural maple A	+\$255
WHN	natural white oak A	+\$255

Renew™ Link 120 Degree Height Adjustable Bench *continued*

Renew™ Link Sit-to-Stand Bench

Step 12. Edge Finish

For high-pressure laminate top/thermoplastic edge (L) or thermally-fused laminate top/thermoplastic edge (M)

76	light brown walnut	+\$0
8Q	folkstone grey	+\$0
91	white	+\$0
98	studio white	+\$0
BU	black umber	+\$0
CL	cool grey neutral	+\$0
HF	inner tone light	+\$0
HM	natural maple	+\$0
HP	light anigre	+\$0
HX	aged cherry	+\$0
LBA	clear on ash	+\$0
LBB	oak on ash	+\$0
LBC	walnut on ash	+\$0
LBF	neutral twill	+\$0
LBJ	graphite twill	+\$0
LBQ	white twill	+\$0
LBR	phantom ecru	+\$0
LBS	phantom cocoa	+\$0
LBU	medium matte walnut	+\$0
LBV	warm grey teak	+\$0
LU	soft white	+\$0
WL	sandstone	+\$0
WN	warm grey neutral	+\$0

Step 13. Base Finish

Sand Texture Paint

BK	black	+\$0
-----------	-------	------

Smooth Paint

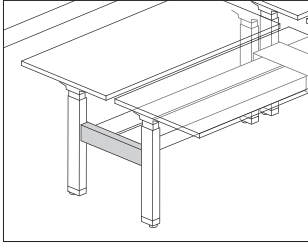
8Q	folkstone grey	+\$0
91	white	+\$0
98	studio white	+\$0
G2	graphite satin	+\$0
WL	sandstone	+\$0
WN	warm grey neutral	+\$0

Metallic Paint

CN	metallic champagne	+\$0
MS	metallic silver	+\$0
SNA	satin aluminum	+\$60
SNB	satin bronze	+\$60
SNC	satin carbon	+\$60

End Caps - Enhanced Cable Trough

DU4B.
DU4S.



Product Information

Description

These cover plates create a clean and finished aesthetic at the end of runs. Finishes are available to match the base finishes of Renew™ Link and Nevi™ Link benches. Product is UL Listed.

Notes

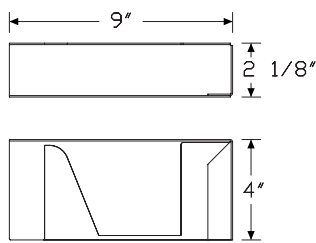
For single sided bench runs, specify single sided (DU4S.EC). Single sided end caps (DU4S.EC) do not work with Nevi Link. For back to back bench runs, specify back to back (DU4B.EC).

Only 1 set of end caps needed per run. End caps are placed on each end of the run.

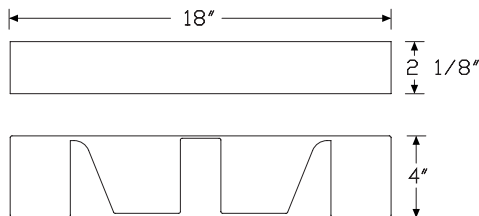
End Caps-Enhanced Cable Trough are for use with height adjustable benching solutions with the enhanced cable trough (ECT) wire management option.

For height adjustable benching solutions with the basic cable trough (BCT) wire management option, see the End Caps-Basic Cable Trough (DY4EC., DY4EF.).

Dimensions



Single Sided



Back to Back

Specification Information

Step 1.

DU4

Step 2. Single Sided or Back to Back

- S.** single sided
- B.** back to back

Step 3. End Cap Quantity

- EC** end cap - 2 per box

Prices for Steps 1-3.

DU4S. EC \$195

DU4B. EC \$242

Step 4. Finish

Metallic Paint

CN	metallic champagne	+\$0
MS	metallic silver	+\$0
SNA	satin aluminum	+\$30
SNB	satin bronze	+\$30
SNC	satin carbon	+\$30

Sand Texture Paint

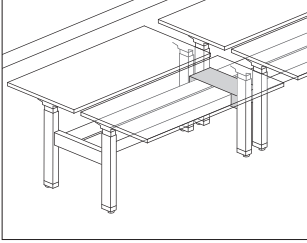
BK	black	+\$0
-----------	-------	------

Smooth Paint

8Q	folkstone grey	+\$0
91	white	+\$0
98	studio white	+\$0
G2	graphite satin	+\$0
WL	sandstone	+\$0
WN	warm grey neutral	+\$0

Connecting Plate - Enhanced Cable Trough

DU4B.
DU4S.



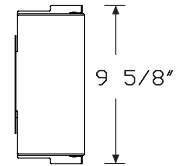
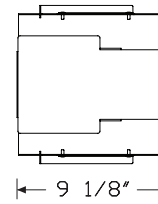
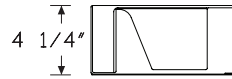
Renew™ Link Sit-to-Stand Bench

Product Information

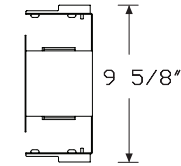
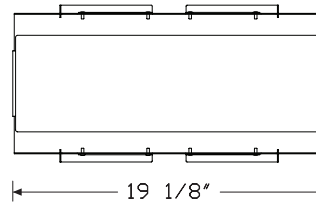
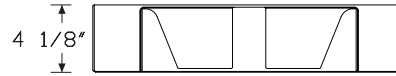
Description
These cover plates create a clean and finished aesthetic where bench sections come together. Finishes are available to match the base finishes of Renew™ Link and Nevi™ Link benches. Connecting plates come 1 per package. Product is UL Listed.

Notes
For single sided bench runs, specify single sided (DU4S.CP). For back to back bench runs, specify back to back (DU4B.CP).
Connecting plates are required to connect 1 bench section to another section. The number of connecting plates needed in a run is 1 less than the number of bench sections in the run.
Connecting Plate-Enhanced Cable Trough is for use with height adjustable benching solutions with the enhanced cable trough (ECT) wire management option.
For height adjustable benching solutions with the basic cable trough (BCT) wire management option, see the Connecting Plate-Basic Cable Trough (DY4CP.).

Dimensions



Single Sided



Back to Back

Connecting Plate - Enhanced Cable Trough *continued*

Specification Information

Step 1.

DU4

Step 2. Single Sided or Back to Back

S. single sided

B. back to back

Step 3. Connecting Plate or End Cap

CP connecting plate (between tables) 1x box

Prices for Steps 1-3.

DU4S. CP \$235

DU4B. CP \$272

Step 4. Finish

Metallic Paint

CN metallic champagne +\$0

MS metallic silver +\$0

SNA satin aluminum +\$30

SNB satin bronze +\$30

SNC satin carbon +\$30

Sand Texture Paint

BK black +\$0

Smooth Paint

8Q folkstone grey +\$0

91 white +\$0

98 studio white +\$0

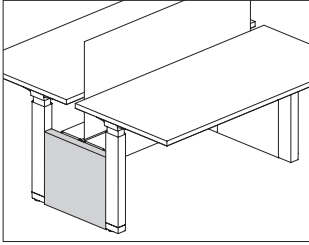
G2 graphite satin +\$0

WL sandstone +\$0

WN warm grey neutral +\$0

Renew™ Link Back-to-Back Leg Shroud

DU4C.



Renew™ Link Sit-to-Stand Bench

Product Information

Description

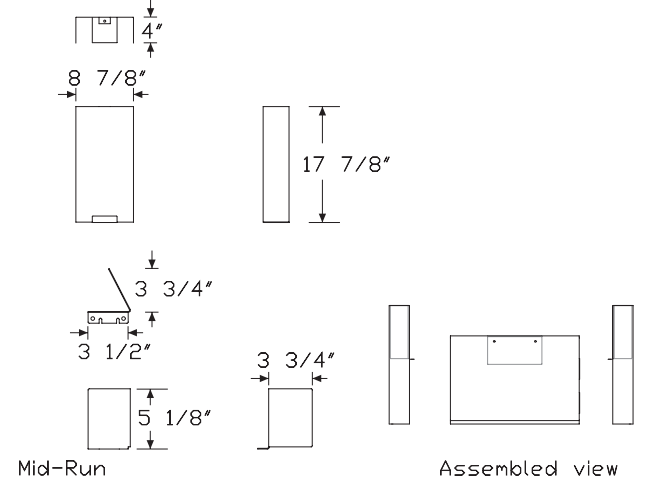
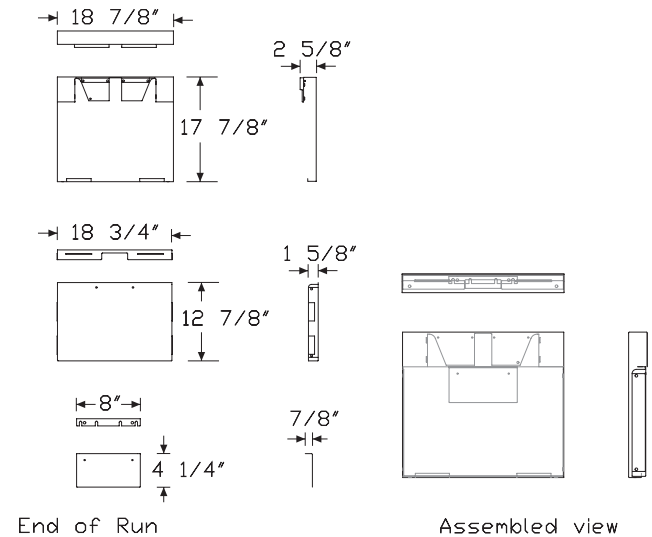
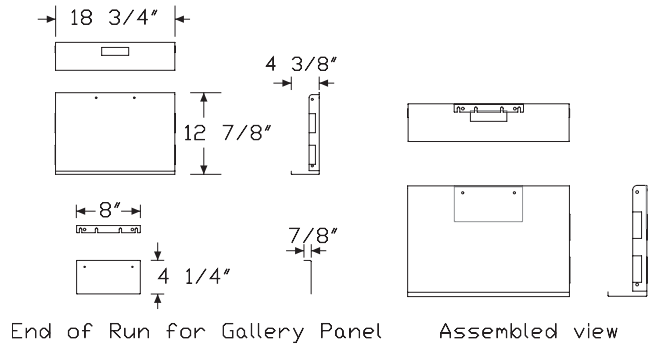
This metal shroud covers and wraps around the legs of Renew™ Link back-to-back units to create a unified and integrated leg aesthetic.

Notes

To add shrouds to each end of a run, a quantity of 2 end-of-run shrouds must be ordered.

To add shrouds mid run, a quantity of 1 mid-run shrouds must be ordered for each connection point.

Dimensions



Renew™ Link Back-to-Back Leg Shroud *continued*

Specification Information

Step 1.

DU4C.

Step 2. Location

EG end of run for gallery panel

ER end of run

MR mid run

Step 3. Material

P painted steel

Prices for Steps 1-3.

	P
DU4C. EG	\$240
ER	\$293
MR	\$479

Step 4. Height Range of Tables

For mid run (MR)

D extended +\$0

E standard and fixed +\$0

For end of run for gallery panel (EG) or end of run (ER)

N extended/standard/fixed +\$0

Step 5. Finish

CN metallic champagne +\$0

MS metallic silver +\$0

SNA satin aluminum +\$30

SNB satin bronze +\$30

SNC satin carbon +\$30

BK black +\$0

8Q folkstone grey +\$0

91 white +\$0

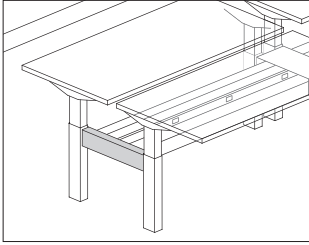
98 studio white +\$0

G2 graphite satin +\$0

WL sandstone +\$0

WN warm grey neutral +\$0

End Caps - Basic Cable Trough DY4EC.



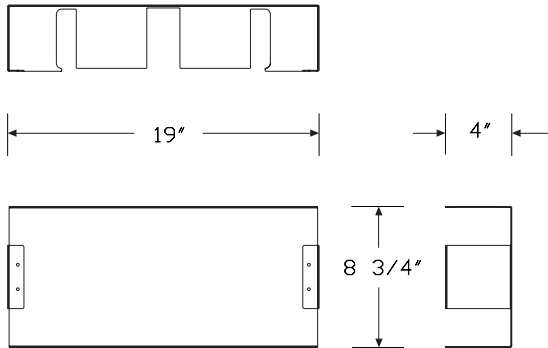
Renew™ Link Sit-to-Stand Bench

Product Information

Description
This cover plate creates a clean and finished aesthetic at the end of a run. Finishes are available to match the base finishes of Nevi™ Link benches. Product is UL Listed.

Notes
End Caps-Basic Cable Trough are for use with height adjustable benching solutions with the basic cable trough (BCT) wire management option.
For height adjustable benching solutions with the enhanced cable trough (ECT) wire management option, see the End Caps-Enhanced Cable Trough (DU4B., DU4S.).
For back-to-back applications, specify end cap-2 per box (EC) option.
End caps are placed on each end of the run.
For 120° applications, specify 1 option of 2 per box (EC) and 1 option of 1 per box (EF) for a total of 3 end caps.

Dimensions



Specification Information

Step 1.

DY4

Step 2. End Cap Quantity

EC. end cap - 2 per box

Prices for Steps 1-2.

DY4EC. \$215

Step 3. Finish

Metallic Paint

CN	metallic champagne	+\$0
MS	metallic silver	+\$0
SNA	satin aluminum	+\$30
SNB	satin bronze	+\$30
SNC	satin carbon	+\$30

Sand Texture Paint

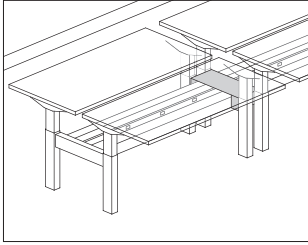
BK	black	+\$0
-----------	-------	------

Smooth Paint

8Q	folkstone grey	+\$0
91	white	+\$0
98	studio white	+\$0
G2	graphite satin	+\$0
WL	sandstone	+\$0
WN	warm grey neutral	+\$0

Connecting Plate - Basic Cable Trough

DY4CP.



Product Information

Description

This cover plate creates a clean and finished aesthetic where bench sections come together. Finishes are available to match the base finishes of Nevi™ Link benches. Package contains 1 connecting plate. Product is UL Listed.

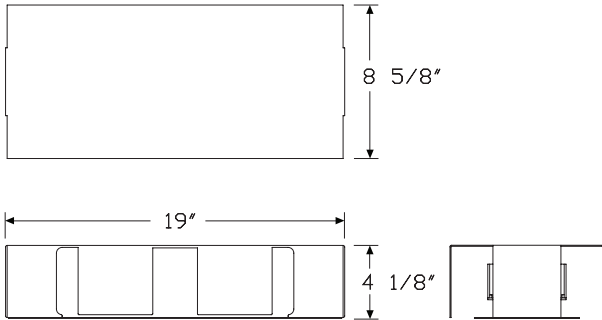
Notes

Connecting Plate-Basic Cable Trough are for use with height adjustable benching solutions with the basic cable trough (BCT) wire management option.

For height adjustable benching solutions with the enhanced cable trough (ECT) wire management option, see the Connecting Plate-Enhanced Cable Trough (DU4B., DU4S.).

Connecting plate is required to connect 1 bench section to another section. The number of connecting plates needed in a run is 1 less than the number of bench sections in the run.

Dimensions



Specification Information

Step 1.

DY4

Step 2. Connecting Plate or End Cap

CP. connecting plate (between tables) 1x box

Prices for Steps 1-2.

DY4CP. \$241

Step 3. Finish

Metallic Paint

CN	metallic champagne	+\$0
MS	metallic silver	+\$0
SNA	satin aluminum	+\$30
SNB	satin bronze	+\$30
SNC	satin carbon	+\$30

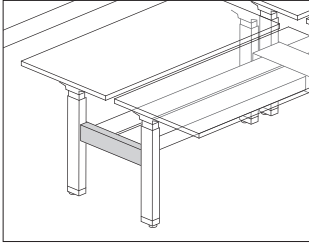
Sand Texture Paint

BK	black	+\$0
-----------	-------	------

Smooth Paint

8Q	folkstone grey	+\$0
91	white	+\$0
98	studio white	+\$0
G2	graphite satin	+\$0
WL	sandstone	+\$0
WN	warm grey neutral	+\$0

Single End Cap - Enhanced Cable Trough DU4B.



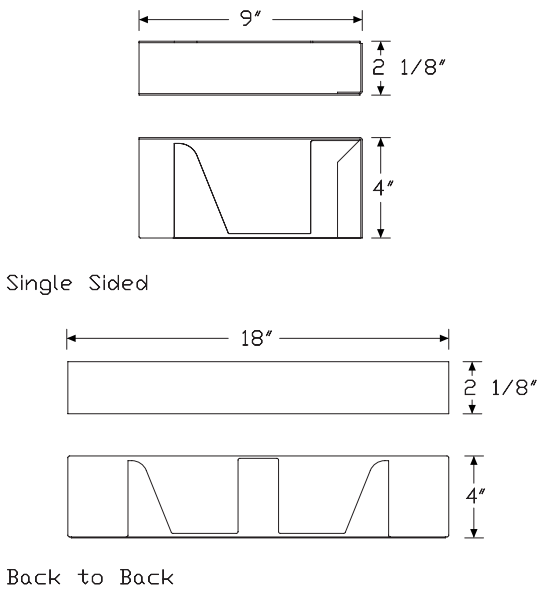
Renew™ Link Sit-to-Stand Bench

Product Information

Description
 These cover plates create a clean and finished aesthetic at the end of runs. Finishes are available to match the base finishes of Renew™ Link and Nevi™ Link benches. Product is UL Listed.

Notes
 For single sided bench runs, specify single sided (DU4S.EC). Single sided end caps (DU4S.EC) do not work with Nevi Link. For back to back bench runs, specify back to back (DU4B.EC).
 Only 1 set of end caps needed per run. End caps are placed on each end of the run.
 End Caps-Enhanced Cable Trough are for use with height adjustable benching solutions with the enhanced cable trough (ECT) wire management option.
 For height adjustable benching solutions with the basic cable trough (BCT) wire management option, see the End Caps-Basic Cable Trough (DY4EC., DY4EF.).

Dimensions



Specification Information

Step 1.

DU4

Step 2. Single Sided or Back to Back

B. back to back

Step 3. End Cap Quantity

EF end cap - 1 per box

Prices for Steps 1-3.

DU4B. EF \$124

Step 4. Finish

Metallic Paint

CN	metallic champagne	+\$0
MS	metallic silver	+\$0
SNA	satin aluminum	+\$30
SNB	satin bronze	+\$30
SNC	satin carbon	+\$30

Sand Texture Paint

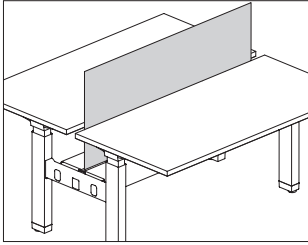
BK	black	+\$0
-----------	-------	------

Smooth Paint

8Q	folkstone grey	+\$0
91	white	+\$0
98	studio white	+\$0
G2	graphite satin	+\$0
WL	sandstone	+\$0
WN	warm grey neutral	+\$0

Screen, Trough Mounted

DU8E.
DU8F.
DU8G.
DU8L.



Product Information

Description

This screen provides privacy between workstations and can create privacy and boundary from adjacent work areas. Installed height of all screen tops is 46". Screens are tackable fabric, laminate, or glass. Attachment hardware included.

Notes

Finish for glass screen hardware is always anodized (AN).

Back to back screen (BB) to be used with back to back bench applications.

Gallery screens (BG, SG) to be used on the end of back to back or single sided bench applications, respectively, and in conjunction with end of run gallery panels (DU9R).

For use with boundary gallery panel (DU9B.) in single sided applications, specify single sided boundary gallery screen (SG).

Single sided gallery (DU8x.SG) and single sided boundary (DU8x.SB) screens do not work with Nevi™ Link.

Screen accepts Customer's Own Material (COM). Yardage is estimated for nondirectional 54"-wide fabrics.

For vertical fabric direction (T):

Application-Width—Yardage

SG24—1.45

SG30—1.45

SB48—1.45

BG48—1.45

BB48—2.14

For horizontal fabric direction (R):

Application-Width—Yardage

SG24—0.97

SG30—1.14

SB48—1.71

SB54—1.90

SB60—2.07

SB66—2.27

SB72—2.46

BG48—1.71

BG60—2.07

BB48—3.15

BB54—3.52

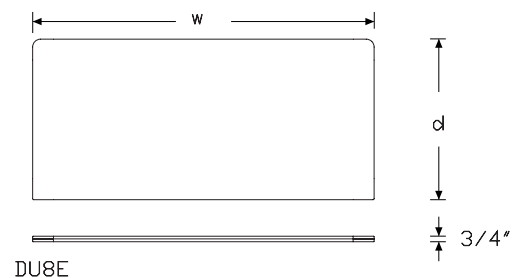
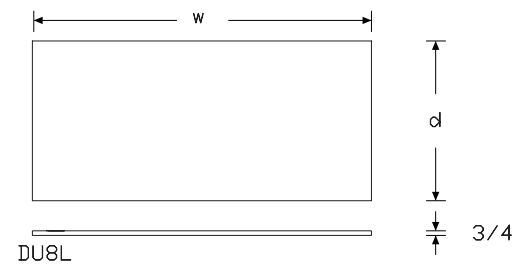
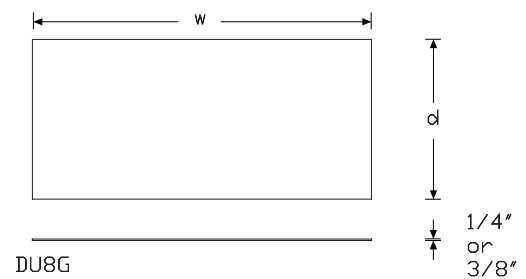
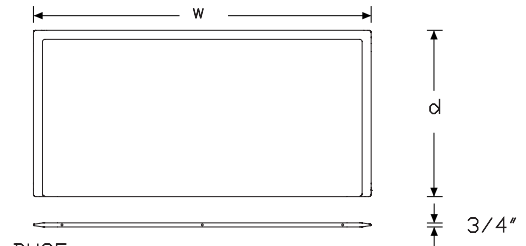
BB60—3.91

BB66—4.28

BB72—4.67

For information on multiple quantities or directional fabrics, contact COM Department. See Order Information in Appendices.

Dimensions



Specification Information

Step 1.

DU8

Step 2. Edge

- F.** Pari fabric screen
- G.** glass
- E.** flat edge fabric screen
- L.** high-pressure laminate

Step 3. Application

For Pari fabric screen (F.) or flat edge fabric screen (E.)

- SG** single side gallery
- SB** single side boundary
- BG** back to back gallery
- BB** back to back

For glass (G.) or high-pressure laminate (L.)

- BB** back to back

Step 4. Width

For single side gallery (SG)

- 24** 24" wide
- 30** 30" wide

For single side boundary (SB)

- 48** 48" wide
- 54** 54" wide
- 60** 60" wide
- 66** 66" wide
- 72** 72" wide

For back to back gallery (BG)

- 48** 48" wide
- 60** 60" wide

For back to back (BB)

- 48** 48" wide
- 54** 54" wide
- 60** 60" wide
- 66** 66" wide
- 72** 72" wide

Step 5. Surface Material

For Pari fabric screen (F.) or flat edge fabric screen (E.) with 24" wide (24), 48" wide (48), or 30" wide (30)

- T** tackable fabric
- R** tackable fabric, horizontal

For Pari fabric screen (F.) or flat edge fabric screen (E.) with 54" wide (54), 60" wide (60), 66" wide (66), or 72" wide (72)

- R** tackable fabric, horizontal

For glass (G.)

- 5A** opal etched - 1/4" thick
- C3** clear glass - 3/8" thick
- G3** opal glass - 3/8" thick
- N3** no glass- for customer's own glass 3/8"
- NN** no glass- for customer's own glass 1/4"
- TR** clear glass - 1/4" thick

For high-pressure laminate (L.)

- L** high-pressure laminate/thermoplastic edge
- U** high-pressure laminate/universal edge

Prices for Steps 1-5.

		5A	L	U	T	C3	R
DU8F.	SG 24	—	—	—	\$830	—	805
	30	—	—	—	\$1127	—	1127
	SB 48	—	—	—	\$1208	—	1208
	54	—	—	—	—	—	\$1288
	60	—	—	—	—	—	\$1368
	66	—	—	—	—	—	\$1448
	72	—	—	—	—	—	\$1608
	BG 48	—	—	—	\$1208	—	1208
	60	—	—	—	—	—	\$1288
	BB 48	—	—	—	\$1931	—	1931
	54	—	—	—	—	—	\$2052
	60	—	—	—	—	—	\$2171
	66	—	—	—	—	—	\$2290
	72	—	—	—	—	—	\$2412
DU8G.	BB 48	\$1366	—	—	—	1808	—
	54	\$1522	—	—	—	2083	—
	60	\$1719	—	—	—	2396	—
	66	\$1927	—	—	—	2711	—
	72	\$2108	—	—	—	2984	—

Screen, Trough Mounted *continued*

		G3	N3	NN	TR					
DU8G.	BB 48	\$2356	404	396	1101					
	54	\$2512	417	417	1299					
	60	\$2629	435	435	1493					
	66	\$2946	462	462	1691					
	72	\$3220	501	490	1886					
		5A	L	U	T	C3	R			
DU8E.	SG 24	—	—	—	\$180	—	172			
	30	—	—	—	\$509	—	490			
	SB 48	—	—	—	\$590	—	571			
	54	—	—	—	—	—	\$654			
	60	—	—	—	—	—	\$764			
	66	—	—	—	—	—	\$874			
	72	—	—	—	—	—	\$983			
	BG 48	—	—	—	\$590	—	571			
	60	—	—	—	—	—	\$681			
	BB 48	—	—	—	\$1285	—	1285			
	54	—	—	—	—	—	\$1409			
	60	—	—	—	—	—	\$1532			
	66	—	—	—	—	—	\$1636			
	72	—	—	—	—	—	\$1742			
		5A	L	U	T	C3	R			
DU8L.	BB 48	—	\$912	889	—	—	—			
	54	—	\$952	928	—	—	—			
	60	—	\$993	968	—	—	—			
	66	—	\$1081	1054	—	—	—			
	72	—	\$1173	1144	—	—	—			

Step 6. Hardware Color

For Pari fabric screen (F.), flat edge fabric screen (E.), or high-pressure laminate (L.)

NNN none +\$0

For glass (G.)

AN anodized +\$0

Step 7. Fabric

For Pari fabric screen (F.) or flat edge fabric screen (E.) with 24" wide (24), or 30" wide (30)

Price Category 1	+\$0
Price Category 2	+\$17
Price Category 3	+\$41
Price Category 4	+\$72
Price Category 5	+\$120
Price Category B	+\$79
Price Category C	+\$79
Price Category E	+\$262

For Pari fabric screen (F.) or flat edge fabric screen (E.) with 48" wide (48)

Price Category 1	+\$0
Price Category 2	+\$22
Price Category 3	+\$53
Price Category 4	+\$91
Price Category 5	+\$154
Price Category B	+\$101
Price Category C	+\$101
Price Category E	+\$262

For Pari fabric screen (F.) or flat edge fabric screen (E.) with 54" wide (54), or 60" wide (60)

Price Category 1	+\$0
Price Category 2	+\$28
Price Category 3	+\$66
Price Category 4	+\$114
Price Category 5	+\$192
Price Category B	+\$126
Price Category C	+\$126
Price Category E	+\$262

For Pari fabric screen (F.) or flat edge fabric screen (E.) with 66" wide (66)

Price Category E	+\$262
Price Category C	+\$143
Price Category B	+\$143
Price Category 1	+\$0
Price Category 2	+\$31
Price Category 3	+\$74
Price Category 4	+\$130
Price Category 5	+\$217

Screen, Trough Mounted *continued*

Renew™ Link Sit-to-Stand Bench

<i>For Pari fabric screen (F.) or flat edge fabric screen (E.) with 72" wide (72)</i>	
Price Category E	+\$262
Price Category C	+\$143
Price Category B	+\$143
Price Category 1	+\$0
Price Category 2	+\$34
Price Category 3	+\$80
Price Category 4	+\$140
Price Category 5	+\$235

<i>For Pari fabric screen (F.) or flat edge fabric screen (E.) with 48" wide (48)</i>	
Price Category E	+\$262
Price Category C	+\$155
Price Category B	+\$155
Price Category 1	+\$0
Price Category 2	+\$38
Price Category 3	+\$90
Price Category 4	+\$157
Price Category 5	+\$263

<i>For Pari fabric screen (F.) or flat edge fabric screen (E.) with 54" wide (54), or 60" wide (60)</i>	
Price Category E	+\$262
Price Category C	+\$234
Price Category B	+\$234
Price Category 1	+\$0
Price Category 2	+\$52
Price Category 3	+\$122
Price Category 4	+\$212
Price Category 5	+\$356

<i>For Pari fabric screen (F.) or flat edge fabric screen (E.) with 66" wide (66)</i>	
Price Category 1	+\$0
Price Category 2	+\$59
Price Category 3	+\$140
Price Category 4	+\$245
Price Category 5	+\$410
Price Category B	+\$270
Price Category C	+\$270
Price Category E	+\$262

<i>For Pari fabric screen (F.) or flat edge fabric screen (E.) with 72" wide (72)</i>	
Price Category 1	+\$0
Price Category 2	+\$65
Price Category 3	+\$154
Price Category 4	+\$266
Price Category 5	+\$448
Price Category B	+\$294
Price Category C	+\$294
Price Category E	+\$262

Step 8. Grain Direction

<i>For high-pressure laminate (L.) with 48" wide (48), or 54" wide (54), or 60" wide (60)</i>	
VTG vertical grain	+\$0
HRG horizontal grain	+\$0

<i>For high-pressure laminate (L.) with 66" wide (66), or 72" wide (72)</i>	
HRG horizontal grain	+\$0

Step 9. Surface Finish

<i>For high-pressure laminate/thermoplastic edge (L) or high-pressure laminate/universal edge (U)</i>	
76 light brown walnut	+\$0
8Q folkstone grey	+\$0
91 white	+\$0
98 studio white	+\$0
CL cool grey neutral	+\$0
HM natural maple	+\$0
HP light anigre	+\$0
HX aged cherry	+\$0
LBA clear on ash	+\$0
LBB oak on ash	+\$0
LBC walnut on ash	+\$0
LBF neutral twill	+\$0
LBJ graphite twill	+\$0
LBQ white twill	+\$0
LBR phantom ecru	+\$0
LBS phantom cocoa	+\$0
LBU medium matte walnut	+\$0
LBV warm grey teak	+\$0
LU soft white	+\$0
WL sandstone	+\$0
WN warm grey neutral	+\$0

Screen, Trough Mounted *continued*

Step 10. Edge Finish

For high-pressure laminate/thermoplastic edge (L)

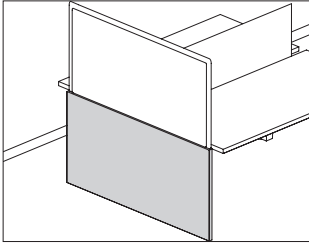
76	light brown walnut	+\$0
8Q	folkstone grey	+\$0
91	white	+\$0
98	studio white	+\$0
BU	black umber	+\$0
CL	cool grey neutral	+\$0
HF	inner tone light	+\$0
HM	natural maple	+\$0
HP	light anigre	+\$0
HX	aged cherry	+\$0
LBA	clear on ash	+\$0
LBR	phantom ecru	+\$0
LBS	phantom cocoa	+\$0
LBU	medium matte walnut	+\$0
LBV	warm grey teak	+\$0
LBB	oak on ash	+\$0
LBC	walnut on ash	+\$0
LBF	neutral twill	+\$0
LBJ	graphite twill	+\$0
LBQ	white twill	+\$0
LU	soft white	+\$0
WL	sandstone	+\$0
WN	warm grey neutral	+\$0

For high-pressure laminate/universal edge (U)

PLY	plywood edge	+\$50
------------	--------------	-------

Gallery Panel

DU9B.
DU9R.



Renew™ Link Sit-to-Stand Bench

Product Information

Description

This gallery panel creates a finished and polished look to end of run or single sided applications. It also creates boundary for a single sided bench and an adjacent work space or aisle. The panel is laminate with thermoplastic edge, laminate with universal edge, or veneer with veneer edge. Edges are square. Glides have 1/2" of leveling adjustment.

Notes

For end of run application, specify end of run panel (DU9R.).

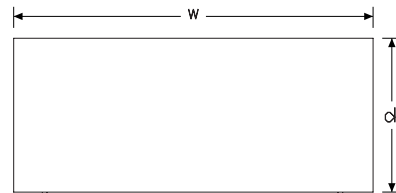
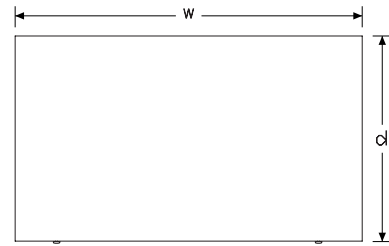
For single sided application on back side of work surface, specify single sided boundary panel (DU9B.). Single sided boundary gallery panel (DU9x.B) does not work with Nevi™ Link.

When specifying 29" gallery panel with inserts to be used with 17"-high fabric screen (Pari or flat edge), overall combined height will align with trough-mounted screens at 46" high. Order 17"-high fabric screen separately.

Grain direction is vertical on veneer, wood-grain and directional laminates.

Wood-grain and directional laminates are not available on 66"-72" wide gallery panels and are not a recommended application when using ZZ open line wood-grain or directional laminates.

Dimensions



Gallery Panel *continued*

Specification Information

Step 1.

DU9

Step 2. Edge

- R.** end of run gallery panel
- B.** single sided boundary gallery panel (along back edge)

Step 3. Width

For end of run gallery panel (R.)

- 24** 24" wide - front edge to back edge for single sided bench
- 30** 30" wide - front edge to back edge for single sided bench
- 48** 48" wide - front edge to front edge for 24" deep back to back
- 60** 60" wide - front edge to front edge for 30" deep back to back

For single sided boundary gallery panel (along back edge) (B.)

- 48** 48" wide
- 54** 54" wide
- 60** 60" wide
- 66** 66" wide
- 72** 72" wide

Step 4. Height

- 29** 29" tall
- 46** 29" tall with inserts to be used with 17" tall fabric screens (Pari or Flat Edge)

Step 5. Surface Material

- L** high-pressure laminate top/thermoplastic edge
- W** veneer top/veneer edge
- U** high-pressure laminate/universal edge

Prices for Steps 1-5.

	L	W	U
DU9R. 24 29	\$345	788	345
46	\$437	879	437
30 29	\$455	993	455
46	\$547	1084	547
48 29	\$723	1541	723
46	\$816	1634	816
60 29	\$927	1961	927
46	\$1029	2052	1029

	L	W	U
DU9B. 54 29	\$969	1980	941
46	\$1074	2077	1012

48 29	\$828	1684	804
46	\$935	1786	909
60 29	\$1062	2172	1033
46	\$1173	2275	1139
66 29	\$1227	2493	1190
46	\$1332	2598	1295
72 29	\$1360	2773	1322
46	\$1467	2878	1424

Step 6.

Surface Finish

For 24" wide - front edge to back edge for single sided bench (24), 48" wide (48), 30" wide - front edge to back edge for single sided bench (30), 54" wide (54), 48" wide - front edge to front edge for 24" deep back to back (48), 60" wide (60), or 60" wide - front edge to front edge for 30" deep back to back (60) with high-pressure laminate top/thermoplastic edge (L), or high-pressure laminate/universal edge (U)

76 light brown walnut	+\$0
8Q folkstone grey	+\$0
91 white	+\$0
98 studio white	+\$0
CL cool grey neutral	+\$0
HF inner tone light	+\$0
HM natural maple	+\$0
HP light anigre	+\$0
HX aged cherry	+\$0
LBA clear on ash	+\$0
LBB oak on ash	+\$0
LBC walnut on ash	+\$0
LBF neutral twill	+\$0
LBJ graphite twill	+\$0
LBQ white twill	+\$0
LBR phantom ecru	+\$0
LBS phantom cocoa	+\$0
LBU medium matte walnut	+\$0
LBV warm grey teak	+\$0
LT light tone	+\$0
LU soft white	+\$0
WL sandstone	+\$0
WN warm grey neutral	+\$0

Surface Finish

For 66" wide (66) or 72" wide (72) with high-pressure laminate top/thermoplastic edge (L), or high-pressure laminate/universal edge (U)

8Q	folkstone grey	+\$0
91	white	+\$0
98	studio white	+\$0
CL	cool grey neutral	+\$0
LU	soft white	+\$0
WL	sandstone	+\$0
WN	warm grey neutral	+\$0

Surface Finish

For 66" wide (66) or 72" wide (72) with high-pressure laminate top/thermoplastic edge (L), or high-pressure laminate/universal edge (U)

28	canyon	+\$0
29	misted	+\$0
38	twilight	+\$0
39	desert	+\$0

Surface/Edge Finish

For veneer top/veneer edge (W)

2U	light brown walnut	+\$85
40	dark brown walnut	+\$85
CHD	noble cherry	+\$85
ET	clear on ash	+\$85
EU	oak on ash	+\$85
EV	walnut on ash	+\$85
EW	medium matte walnut	+\$85
UL	natural maple	+\$85
WHN	natural white oak	+\$85

Step 7. Edge Finish

For high-pressure laminate top/thermoplastic edge (L)

76	light brown walnut	+\$0
8Q	folkstone grey	+\$0
91	white	+\$0
98	studio white	+\$0
CL	cool grey neutral	+\$0
HF	inner tone light	+\$0
HM	natural maple	+\$0
HP	light anigre	+\$0
HX	aged cherry	+\$0
LBA	clear on ash	+\$0
LBB	oak on ash	+\$0
LBC	walnut on ash	+\$0
LBF	neutral twill	+\$0
LBJ	graphite twill	+\$0
LBQ	white twill	+\$0
LBR	phantom ecru	+\$0
LBS	phantom cocoa	+\$0
LBU	medium matte walnut	+\$0
LBV	warm grey teak	+\$0
LU	soft white	+\$0
WL	sandstone	+\$0
WN	warm grey neutral	+\$0

For high-pressure laminate/universal edge (U)

PLY	plywood edge	+\$50
------------	--------------	-------

Step 8. Bracket Finish

Metallic Paint

CN	metallic champagne	+\$0
MS	metallic silver	+\$0
SNA	satin aluminum	+\$10
SNB	satin bronze	+\$10
SNC	satin carbon	+\$10

Sand Texture Paint

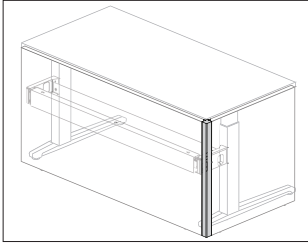
BK	black	+\$0
-----------	-------	------

Gallery Panel *continued*

Smooth Paint

8Q	folkstone grey	+\$0
91	white	+\$0
98	studio white	+\$0
G2	graphite satin	+\$0
WL	sandstone	+\$0
WN	warm grey neutral	+\$0

Single Sided Gallery Panel Trim Piece DU12.



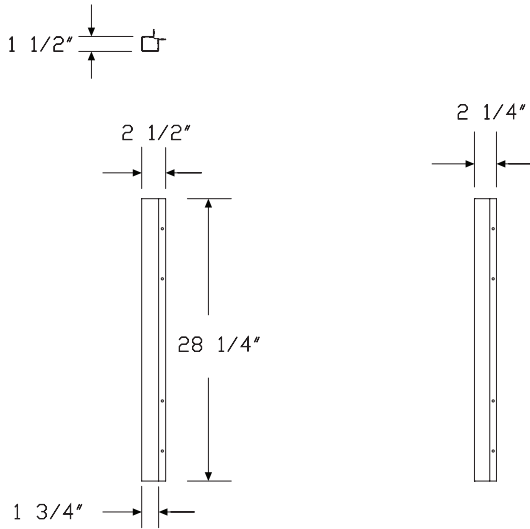
Renew™ Link Sit-to-Stand Bench

Product Information

Description

This painted metal trim piece fills the gap between the end-of-run gallery panel and the boundary panel attached to the rear of the workstation in single-sided applications. Package contains 1 trim piece.

Dimensions



Specification Information

Step 1.

DU12. [A] \$227

Step 2. Finish

Metallic Paint

CN	metallic champagne [A]	+\$0
MS	metallic silver [A]	+\$0
SNA	satin aluminum [A]	+\$10
SNB	satin bronze [A]	+\$10
SNC	satin carbon [A]	+\$10

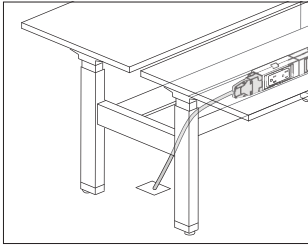
Sand Texture Paint

BK	black [A]	+\$0
-----------	-----------	------

Smooth Paint

8Q	folkstone grey [A]	+\$0
91	white [A]	+\$0
98	studio white [A]	+\$0
G2	graphite satin [A]	+\$0
WL	sandstone [A]	+\$0
WN	warm grey neutral [A]	+\$0

Connect™-Power Entry, 4-Circuit DU1351



Product Information

Description

This power entry connects a building's electrical from a wall, floor, or column to the end of a 4-circuit junction block and distributes up to 4 20-amp circuits. UL Listed for use with Renew™ Link and Nevi™ Link in the US and Canada.

Notes

Renew Link modular power products are only compatible with other Renew Link modular products, or with Connect™ 4-circuit modular components. Note that the UL listing for Renew Link is no longer applicable when connecting Renew Link power to Connect power.

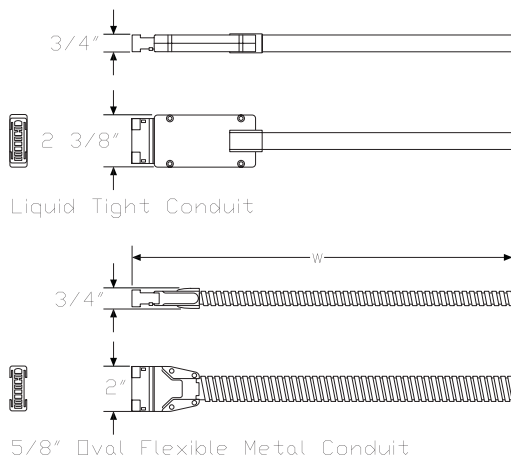
Power entry can be field cut to the appropriate length.

For San Francisco, specify 3/8" flex metallic conduit option (C).

Finish color on liquid tight conduit is black. Finish color on metallic conduit is silver.

A licensed electrician must wire the power entry to the building's electrical system.

Dimensions



Specification Information

Step 1.

DU1351.

Step 2. Length

06	6' long
12	12' long
18	18' long
24	24' long

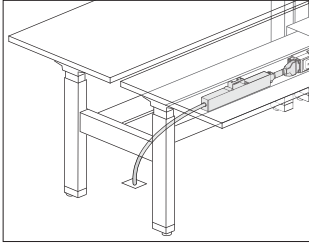
Step 3. Conduit Type

L	liquid tight conduit
C	3/8" flex metallic conduit

Prices for Steps 1-3.

	L	C
DU1351. 06	\$297	297
12	\$425	425
18	\$563	553
24	\$708	708

Connect™-Power Entry, 4-Circuit, DU1352 New York City



Renew™ Link Sit-to-Stand Bench

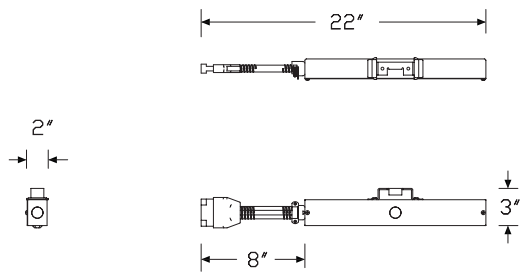
Product Information

Description
 This power entry connects a building's electrical from a wall, floor, or column to the end of a 4-circuit junction block and distributes up to 4 20-amp circuits. It includes a junction box and harness. It is UL Listed for use with Renew™ Link and Nevi™ Link in the US and Canada.

Notes

Renew Link modular power products are only compatible with other Renew Link modular products, or with Connect™ 4-circuit modular components. Note that the UL listing for Renew Link is no longer applicable when connecting Renew Link power to Connect power. Power entry comes with an 8" harness.
 A licensed electrician must wire the power entry to the building's electrical system.
 For linear bench sections, the NYC Power Entry (DU1352.08) can only fit, and must be installed in, 60"-wide and wider sections. For 120° bench sections, the NYC Power Entry (DU1352.08) can only fit, and must be installed in, 54"-wide and wider sections.

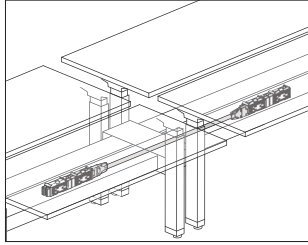
Dimensions



Specification Information

Step 1.	
DU1352.08	\$467

Connect™-Junction Block to DU1353 Junction Block Jumper, 4-Circuit



Product Information

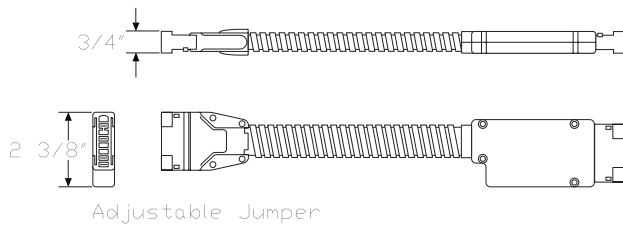
Description

This adjustable power jumper distributes up to 4 20-amp circuits between 2 junction blocks. One end of the jumper extends an additional 3" when connecting to an adjacent junction block. It is UL Listed for use with Renew™ Link and Nevi™ Link in the US and Canada.

Notes

Renew Link modular power products are only compatible with other Renew Link modular products, or with Connect™ 4-circuit modular components. Note that the UL listing for Renew Link is no longer applicable when connecting Renew Link power to Connect power. Finish on 5/8" oval metallic conduit is silver.

Dimensions



Specification Information

Step 1.

DU1353.

Step 2. Width

24	24" wide
30	30" wide
36	36" wide
42	42" wide
48	48" wide
54	54" wide
60	60" wide

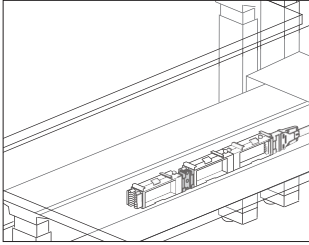
Step 3. Type

A adjustable jumper

Prices for Steps 1-3.

	A
DU1353. 24	\$175
30	\$191
36	\$204
42	\$213
48	\$217
54	\$238
60	\$247

Connect™-Block Connector, DU1354
4-Circuit



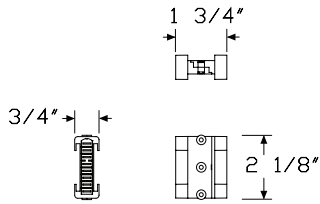
Renew™ Link Sit-to-Stand Bench

Product Information

Description
This connector connects 2 junction blocks together. Finish is black. Attachment hardware included. It is UL Listed for use with Renew™ Link and Nevi™ Link in the US and Canada.

Notes
Renew Link modular power products are only compatible with other Renew Link modular products, or with Connect™ 4-circuit modular components. Note that the UL listing for Renew Link is no longer applicable when connecting Renew Link power to Connect power.

Dimensions



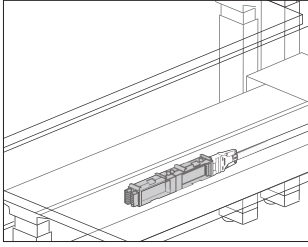
Short Receptacle-to-Receptacle Block Connector

Specification Information

Step 1.
DU1354.S \$95

Connect™-Junction Block, 4-Circuit

DU1358



Product Information

Description

This junction block attaches to the electrical cross bar and accepts 4-circuit receptacles for access and distribution of up to 4 20-amp circuits. It has connection points at both ends for attaching a power entry, a 4-circuit power jumper, or block-to-block connector. Finish is black. It is UL Listed for use with Renew™ Link and Nevi™ Link in the US and Canada. Attachment bracket and hardware included.

Notes

Renew Link modular power products are only compatible with other Renew Link modular products, or with Connect™ 4-circuit modular components. Note that the UL listing for Renew Link is no longer applicable when connecting Renew Link power to Connect power.

For back-to-back applications, specify the 2-duplex block (DU1358.DB) or the 1-duplex block (DU1358.SB).

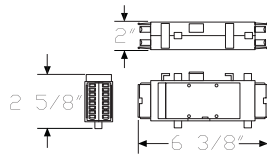
Order duplex receptacle, 4-circuit (DU1355.) separately.

To route power from building to junction block, order 4-circuit power entry (DU1351, or DU1352.) separately.

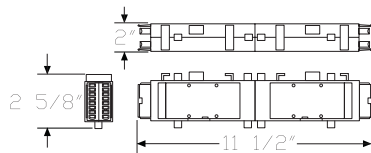
To route power between junction blocks, order junction block to junction block jumper (DU1353.) separately.

To connect 2 junction blocks together, order a short block to block connector (DU1354.S) separately.

Dimensions



Single, Back-to-Back Junction Block



Double, Back-to-Back Junction Block

Specification Information

Step 1.

DU1358.

Step 2. Junction Block Type

SB single back-to-back junction block

DB double back-to-back junction block

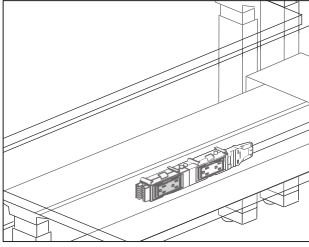
Step 3. Attachment Hardware

B short 90° attachment to underside of surface

Prices for Steps 1-3.

	B
DU1358. SB	\$185
DB	\$154

Connect™-Duplex Receptacle, DU1355 4-Circuit



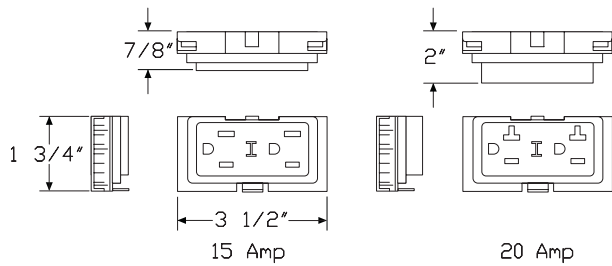
Renew™ Link Sit-to-Stand Bench

Product Information

Description
 This 15- or 20-amp duplex receptacle attaches to a junction block to provide electrical access. Finish is black. Package of 1. It is UL Listed for use with Renew™ Link and Nevi™ Link in the US and Canada.

Notes
 Renew Link modular power products are only compatible with other Renew Link modular products, or with Connect™ 4-circuit modular components. Note that the UL listing for Renew Link is no longer applicable when connecting Renew Link power to Connect power. Receptacle is labeled as I, II, III, or IV for circuit identification. Order junction block (DU1358.) separately.

Dimensions



Specification Information

Step 1.

DU1355.

Step 2. Amps

15	15 amp
20	20 amp

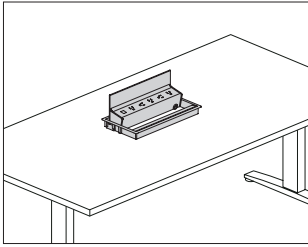
Step 3. Circuit

1	circuit I
2	circuit II
3	circuit III
4	circuit IV

Prices for Steps 1-3.

	1	2	3	4
DU1355. 15	\$48	48	48	48
20	\$58	58	58	58

Logic G1000 Grommet Mounted Electrical Distributor Y1425.



Product Information

Description

This Logic Power Access Solutions™ grommet mounted electrical distributor comes in several widths and configurations of simplex receptacles and USB-A and USB-C charging ports. The unit is powered using a standard power cord with plug end, or an IEC connector when used with Renew™ Sit-to-Stand tables. An integrated cord keeper at the face of the unit captures data cords. The unit pivots from a closed position to 135° allowing easy access to power and data cords stored beneath the unit. Product is UL listed.

Notes

Field cutting of grommet cutout is possible.

IEC connector for Renew power type (C) includes short cord designed to connect to the Renew table power cord through-leg option. Actual cord length may vary.

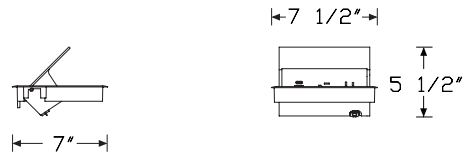
Simplex receptacles have alternating orientation and greater than normal plug spacing to accommodate most plug types.

USB ports provide a combined 20 watts of power to charge most devices and tablets at full speed. USB-C provides 15 watts of power and USB-A provides 10 watts of power individually. When using the USB-C and USB-A ports simultaneously, USB-C remains at 15 watts and USB-A reduces to 5 watts.

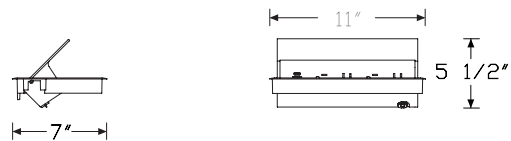
Refer to Renew Sit-to-Stand Tables planning guide for specific application information.

20' cord/conduit length (20) is recommended for Exclave® applications.

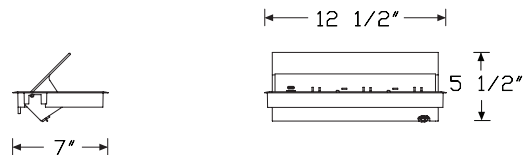
Dimensions



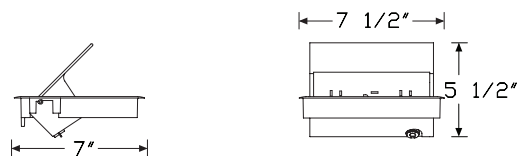
2 simplex receptacles with 1 powered USB A/C combo (H)



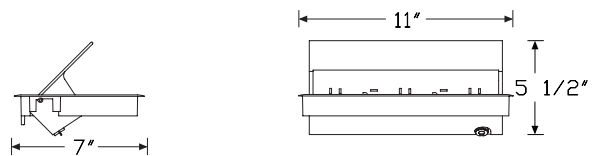
4 simplex receptacles with 1 powered USB A/C combo (I)



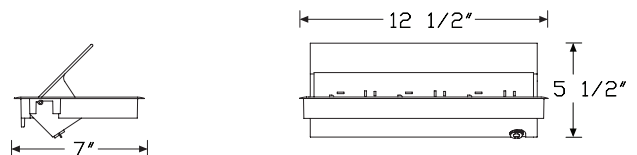
5 simplex receptacles with 1 powered USB A/C combo (J)



3 simplex receptacles (E)



5 simplex receptacles (F)



6 simplex receptacles (G)

Logic G1000 Grommet Mounted Electrical Distributor *continued*

Renew™ Link Sit-to-Stand Bench

Specification Information

Step 1.

Y1425.

Step 2. Configuration

- H** 2 simplex receptacles, 1 powered USB A/C Combo
- I** 4 simplex receptacles, 1 powered USB A/C Combo
- J** 5 simplex receptacles, 1 powered USB A/C Combo
- E** 3 simplex receptacles
- F** 5 simplex receptacles
- G** 6 simplex receptacles

Step 3. Power Type

- A** power cord with plug end
- C** IEC connector for Renew Tables

Step 4. Cord/Conduit Length

For power cord with plug end (A)

- 03** 3' cord/conduit
- 06** 6' cord/conduit
- 10** 10' cord/conduit
- 20** 20' cord/conduit

For IEC connector for Renew Tables (C)

- 03** 3' cord/conduit

Prices for Steps 1-4.

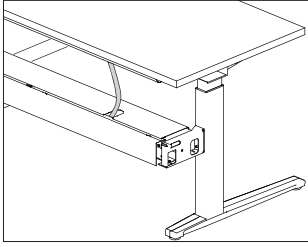
		03	06	10	20
Y1425. H	A	\$873	873	887	901
	C	\$887	—	—	—
I	A	\$1011	1011	1028	1042
	C	\$1028	—	—	—
J	A	\$1104	1104	1117	1130
	C	\$1117	—	—	—
E	A	\$672	672	685	697
	C	\$685	—	—	—
F	A	\$811	811	826	841
	C	\$826	—	—	—
G	A	\$901	901	914	931
	C	\$914	—	—	—

Step 5. Finish

- 91** white A +\$0
- 98** studio white A +\$0
- BK** black A +\$0
- G1** graphite A +\$0
- MS** metallic silver A +\$0

External Cable Manager

DU11B.
DU11S.

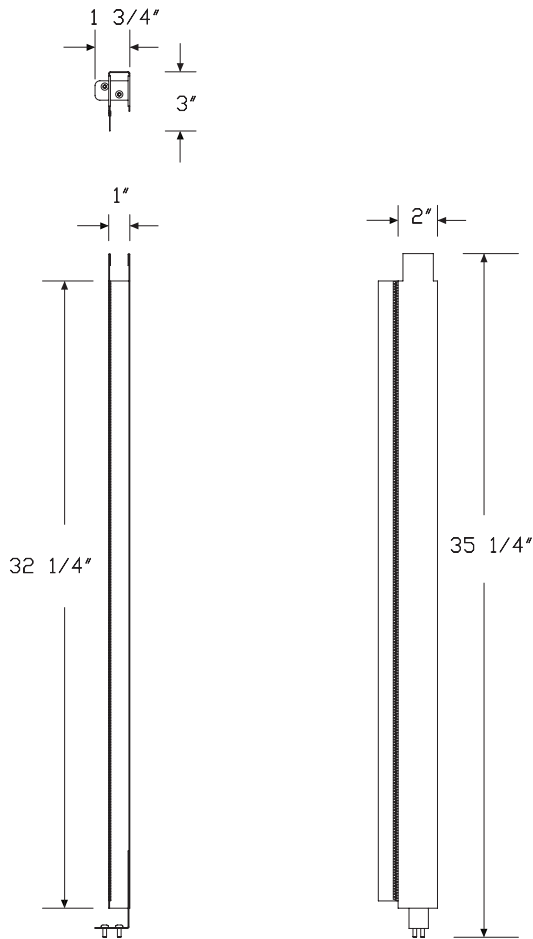


Product Information

Description

This cable manager seamlessly routes cables from the central trough of height adjustable benching (Renew™ Link or Nevi™ Link) up to the work surface as the surface moves up and down. 1 length fits all leg mechanism types. Installation hardware included.

Dimensions



Specification Information

Step 1.

DU11

Step 2. Attachment

- B.** high density trough attachment
- S.** worksurface attachment

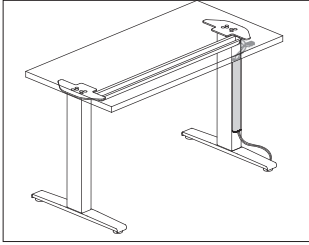
Prices for Steps 1-2.

DU11B.	\$273
DU11S.	\$273

Step 3. Finish

Price Category 5	+\$0
------------------	------

Height-Adjustable Vertical Cable Manager DU15B.
DU15S.



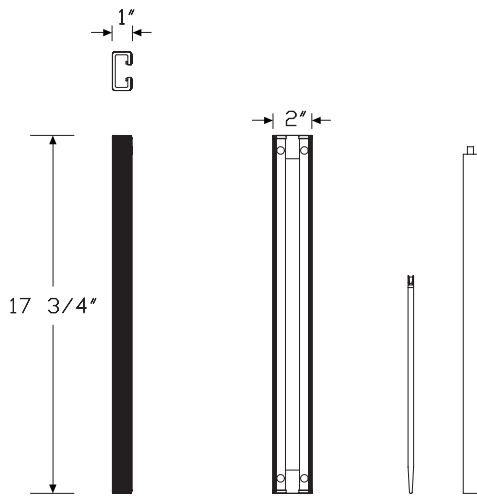
Renew™ Link Sit-to-Stand Bench

Product Information

Description

This cable manager organizes cords from the power source to the underside of a worksurface on height-adjustable products. It attaches with magnets to the height-adjustable leg column and the mesh sleeve travels up and down with the worksurface. Cable manager is compatible with all height-adjustable leg columns. Installation hardware included.

Dimensions



Specification Information

Step 1.

DU15 A

Step 2. Attachment

- B.** cable tray attachment A
- S.** worksurface attachment A

Step 3. Table Mechanism

- D** electric extended range
- E** electric standard range

Prices for Steps 1-3.

DU15B.D	\$164
E	\$164
DU15S.D	
E	\$170

Step 4. Finish

MS metallic silver	+\$0
BK black	+\$0
91 white	+\$0

Index by Product Name

Nevi™ Link	
Cable Management Channel	page(s) 39
Cable Management Trough	40
Cable Management Trough, Work Surface Suspended	42
Cable Manager	41
Connecting Plate - Basic Cable Trough	13
Connecting Plate - Enhanced Cable Trough	15
Connect™-Block Connector, 4-Circuit	30
Connect™-Duplex Receptacle, 4-Circuit	32
Connect™-Junction Block, 4-Circuit	31
Connect™-Junction Block to Junction Block Jumper, 4-Circuit	29
Connect™-Power Entry, 4-Circuit	27
Connect™-Power Entry, 4-Circuit, New York City	28
End Caps - Basic Cable Trough	12
End Caps - Enhanced Cable Trough	14
External Cable Manager	36
Gallery Panel	23
Height-Adjustable Vertical Cable Manager	43
Hinged Cable Trough	37
Logic Mini	33
Logic Mini Grommet	35
Nevi Link 120 Degree Height Adjustable Bench	9
Nevi Link Back-to-Back Rectangular Height Adjustable Bench	5
Screen, Trough Mounted	18
Single End Cap - Basic Cable Trough	17

Renew™ Link	
Back to Back Trapezoid Height Adjustable Bench	page(s) 54
Connecting Plate - Basic Cable Trough	75
Connecting Plate - Enhanced Cable Trough	70
Connect™-Block Connector, 4-Circuit	90
Connect™-Duplex Receptacle, 4-Circuit	92
Connect™-Junction Block, 4-Circuit	91
Connect™-Junction Block to Junction Block Jumper, 4-Circuit	89
Connect™-Power Entry, 4-Circuit	87
Connect™-Power Entry, 4-Circuit, New York City	88
End Caps - Basic Cable Trough	74
End Caps - Enhanced Cable Trough	69
External Cable Manager	95
Gallery Panel	82
Height-Adjustable Vertical Cable Manager	96
Logic G1000 Grommet Mounted Electrical Distributor	93
Renew Link Back-to-Back Rectangular Height Adjustable Bench	47
Renew™ Link 120 Degree Height Adjustable Bench	65
Renew™ Link Back-to-Back Leg Shroud	72
Screen, Trough Mounted	77
Single End Cap - Enhanced Cable Trough	76
Single Sided Gallery Panel Trim Piece	86

Single Sided Rectangular Height Adjustable Bench	60
--	----



Index by Product Number

A0382. Cable Management Trough, Work Surface	
Suspended	page(s) 42
DU1AS. Single Sided Rectangular Height Adjustable Bench	60
DU1AT.	
DU2AS. Renew Link Back-to-Back Rectangular Height Adjustable Bench	47
DU2AT.	
DU2TS. Back to Back Trapezoid Height Adjustable Bench	54
DU2TT.	
DU3AS. Renew™ Link 120 Degree Height Adjustable Bench	65
DU3AT.	
DU4B. Connecting Plate - Enhanced Cable Trough	15, 70
DU4B. End Caps - Enhanced Cable Trough	14, 69
DU4B. Single End Cap - Enhanced Cable Trough	76
DU4C. Renew™ Link Back-to-Back Leg Shroud	72
DU4S. Connecting Plate - Enhanced Cable Trough	15, 70
DU4S. End Caps - Enhanced Cable Trough	14, 69
DU8E. Screen, Trough Mounted	18, 77
DU8F.	
DU8G.	
DU8L.	
DU9B. Gallery Panel	23, 82
DU9R.	
DU11B. External Cable Manager	36, 95
DU11S.	
DU12. Single Sided Gallery Panel Trim Piece	86
DU15B. Height-Adjustable Vertical Cable Manager	43, 96
DU15S.	
DU1351 Connect™-Power Entry, 4-Circuit	27, 87
DU1352 Connect™-Power Entry, 4-Circuit, New York City	28, 88
DU1353 Connect™-Junction Block to Junction Block Jumper, 4-Circuit	29, 89
DU1354 Connect™-Block Connector, 4-Circuit	30, 90
DU1355 Connect™-Duplex Receptacle, 4-Circuit	32, 92
DU1358 Connect™-Junction Block, 4-Circuit	31, 91
DY2AS. Nevi Link Back-to-Back Rectangular Height Adjustable Bench	5
DY3AS. Nevi Link 120 Degree Height Adjustable Bench	9
DY4CP. Connecting Plate - Basic Cable Trough	13, 75
DY4EC. End Caps - Basic Cable Trough	12, 74
DY4EF. Single End Cap - Basic Cable Trough	17
FT19C. Cable Management Channel	39
FT199. Cable Management Trough	40
FV695. Cable Manager	41
Y1300. Hinged Cable Trough	37
Y1412. Logic Mini Grommet	35
Y1414. Logic Mini	33



Y1425. Logic G1000 Grommet Mounted Electrical Distributor	93
---	----



20-Day or Less/Assigned Lead-Time Order Information

20-Day or Less and Assigned Lead-Time Programs

20-day or less and assigned lead-time products are designed for established Herman Miller dealers with pre-approved credit.

Products are distributed from multiple manufacturing facilities across the United States. All products and options not designated by an Assigned Lead-Time icon  will ship in 20 business days or less after being acknowledged by Herman Miller. Products and options designated by an  are on the assigned lead-time program and will ship in 20 days, less than 20 days, or more than 20 days from order acknowledgement.

Ordering Procedure

Please place orders through Order Manager. If this is not available to you, place orders through mail or fax. Verbal purchase orders will not be accepted.

Order Entry fax number for Meridian®

Filing and Storage: (616) 846 9236.

Order Entry fax number for all other products:

(616) 654 3085.

For more information, contact your Customer Care representative at:
(866) 854 3048 ext 3400.

Shipments and Delivery

Per Herman Miller Terms and Conditions.

Changes and Cancellation

Per Herman Miller Terms and Conditions.



Vary Easy Program

Program Overview

The Vary Easy program offers expanded product selections beyond what is available through our standard offering. From expanded material and finish lists, to size availability, to completely new product configurations, the Vary Easy program offers it all at standard pricing, warranty, and lead-time.

Specifying Vary Easy using Made-to-Measure Plus

Vary Easy products are now available by clicking the Vary Easy/Options tile in the Made-to-Measure Plus tool.

Made-to-Measure Plus is a web-based tool available through Omni that takes the guesswork out of specifying products and service parts. It's quickly evolving to become your one-stop shop for specifying Herman Miller products and service parts, particularly customized product like Vary Easy and HM Options.

Vary Easy products are no longer published in marketing SIF for importing into specIT and other third-party specifiers. Specifying through the Made-to-Measure Plus tool allows us to make frequent updates and offer more complex products. It allows you to easily specify and price products and download SIF files to import into your specification tool. The acknowledgement process for Vary Easy products is the same as for any standard order. Vary Easy products ship with a standardized lead-time and are competitively priced.

For step-by-step instructions, reference the Made-to-Measure Plus page under Tools & Resources on Omni to watch the how-to video and to see how easy it is to specify Vary Easy products in Made-to-Measure Plus.

For Vary Easy product and specification questions, contact Product Services at 866 854 3048 (ext #1).

For technical questions about the Made-to-Measure Plus tool, contact Sales Technology Support at 866 854 3048 (ext #4) or sts@hermanmiller.com.

Stain-to-Match Program

Stain-to-Match Program

Program Overview

The Stain-to-Match program gives you the option of using veneer finishes that are not listed in the standard offering. The program allows Herman Miller to match a customer's existing recut or natural veneer, or create a new finish that is unique to an installation.

Specific information on approval, ordering, pricing, and warranty for the Stain-to-Match program is listed below. Questions and requests for assistance may be directed to Herman Miller Options at:

(800) 654 3910

Stain-to-Match Process

1. Fill out the Options Stain-to-Match Request Form and send along with a color sample (2" x 3" minimum) to the Herman Miller Options Applications Team at the address provided on the form. The form can be found on Omni.
2. Within 7-10 working days, Herman Miller Options will send a sample of the color-matched stain on Herman Miller veneer to the requester for the customer's signed approval.
3. If the sample meets the customer's approval, sign the reverse side of the sample, scan and email the approval to: options@hermanmiller.com.
4. After the stain has been approved, a formal quotation with special number and pricing can be provided, or the product can be specified through the Vary Easy program, if available. Work with the Options team on final product needs and how to specify.
5. A purchase order can then be placed.

Stain-to-Match Warranty

Herman Miller warrants its products to be free from defects in craftsmanship from the date of delivery for the applicable warranty period. Herman Miller is responsible for the physical properties of the veneers available through the Stain-to-Match program, which include:

- STA: Stain-to-Match on Recut Ash
- STC: Stain-to-Match on Cherry
- STD: Stain-to-Match on Oak
- STK: Stain-to-Match on Reltech Anigre (Geiger)
- STP: Stain-to-Match on Maple
- STU: Stain-to-Match on Walnut (Geiger)

See your specification tool for product specific finish offering limitations.

Customer's Own Material Order Information — Workspaces

Customer's Own Material

Program Overview

The Customer's Own Material (COM) program gives you the option of using textiles other than those listed. Herman Miller will test textiles for application to Herman Miller products and will process orders for those with approved COM textiles only. COM textiles are on assigned lead times.

Omni lists an overview of fabrics that have been tested and indicates whether or not they were approved for application to Herman Miller products.

Specific information on the terms and conditions, testing, approval, and ordering process for COM is listed below. Questions about the COM program and requests for assistance may be directed to your COM representative at:

(616) 654 3400

(866) 854 3048 ext 6543400

Customer's Own Material Warranty

Herman Miller does not warrant COM textiles. COM textiles are tested for application only; they are not tested for performance. The Herman Miller warranty does apply to the underlying products.

Suppliers of COM textiles are responsible for color consistency within commercial tolerances, UV stability, and resistance to soiling and perspiration.

Customer's Own Material Pricing

COM is a Category 1 fabric. There are no application charges for COM fabrics.

Ordering and payment for COM textile yardage are the responsibility of the customer and the textile supplier.

If desired, Herman Miller will purchase COM textiles directly from Maharam, Camira, C.F. Stinson, Guilford of Maine, Luna Textiles, Momentum Textiles and Ultrafabrics to simplify ordering and shipment. For this service, refer to the Supplier Connection program in Omni.

Application Note

Herman Miller does not guarantee that Customer's Own Material (COM) fabric patterns will align across panels/tiles or from one screen to the next. We also do not guarantee that COM fabric designs will be positioned consistently in the same location across several panels, tiles, or screens.

Textile Approval

1. Select a COM textile and a Herman Miller product.
2. If your textile does not show as tested in Omni, submit a request. You will be required to select a specific color of the textile and feature of the product to test, i.e., seat, back, etc.
3. Herman Miller will notify you of approval or disapproval within 4 days from receipt of the test yardage.

Ordering Products with COM

1. Refer to the specific products to determine the yardage required for COM textiles.
Note: Yardage requirements are based on nondirectional, 54"-wide textiles. 66"-wide textiles are needed for application on 60"-wide products. Additional yardage may be needed due to the unique characteristics of a textile.
2. Obtain the COM ID# in Omni. If the color you are ordering does not have a COM ID# assigned, click "Create ID".
3. Enter your order on Order Manager in Omni.
4. Upon receipt of your purchase order, Herman Miller will send you a PO acknowledgment.
5. Arrangements must be made for the textiles to be shipped from the supplier to Herman Miller for application to the Herman Miller products. Textiles must be tagged with the assigned identification number and the roll yardage quantity. See Omni for shipping procedures and current shipping addresses or contact a COM representative at (616) 654 3400 or (866) 854 3048 ext 6543400.
Products will be scheduled for production when COM textiles are received at Herman Miller. Standard lead times in effect at that time will apply.

Note: If textiles are to be purchased directly by Herman Miller through the Supplier Connection program, Herman Miller will handle the ordering and shipping process and will schedule your order for production upon receipt of your purchase order (dependent on textile availability). Refer to the Supplier Connection program for more information.

Customer's Own Material Order Information — Workspaces

continued

Supplier Connection

Program Overview

The Supplier Connection program is a service offered by Herman Miller to purchase approved COM textiles directly from Maharam, Camira, C.F. Stinson, Guilford of Maine, Luna Textiles, Momentum Textiles and Ultrafabrics. When you select a textile through this program, Herman Miller will facilitate the ordering, scheduling, and shipment of the textile directly with the supplier.

Suppliers included in the Supplier Connection program keep an active inventory of textiles that are pre-approved for application to Herman Miller products. Pre-approval applies only to the suitability of a textile for manufacturing and application to a Herman Miller product. Omni provides an overview of fabrics that have been tested and indicates whether or not they were approved for application to Herman Miller products.

Specific information on the terms and conditions, testing, approval, and ordering process for the Supplier Connection program is listed below. Questions and requests for assistance may be directed to your COM representative at:

(616) 654 3400

(866) 854 3048 ext 6543400

Supplier Connection Warranty

Textiles purchased by Herman Miller through the Supplier Connection program are COM and are not warranted by Herman Miller. COM textiles are tested for application only; they are not tested for performance. The Herman Miller warranty does apply to the underlying products.

Suppliers of COM textiles are responsible for color consistency within commercial tolerances, UV stability, and resistance to soiling and perspiration.

Supplier Connection Pricing

Textiles purchased by Herman Miller through the Supplier Connection program are COM. COM is a Category 1 fabric. There are no application charges for COM fabrics.

Payment for textiles purchased by Herman Miller through the Supplier Connection program is the responsibility of the customer or dealer. Herman Miller will invoice the order at a total product cost based on the supplier's price published at the time of the order.

Textile Approval

1. Select a COM textile and a Herman Miller product.
2. If your textile does not show as tested in Omni, submit a request. You will be required to select a specific color of the textile and feature of the product to test, i.e., seat, back, etc.
3. Herman Miller will notify you of approval or disapproval within 4 days from receipt of the test yardage.

Ordering Products with Supplier Connection COM

1. Identify and include the following information on your purchase order:
 - Product number and option
 - Herman Miller's COM identification number
2. Enter your order on Order Manager in Omni.
3. Upon receipt of the purchase order, Herman Miller will process your order and send you a PO acknowledgment. Herman Miller will determine the yardage required to produce your product and will order and schedule for delivery the required textile. Standard lead times in effect at the time the textile is allocated at the supplier will apply to products ordered through this program.

Textiles Application Chart — Workspaces

• Available

A Assigned lead-time textile.

A Maharam textiles are on assigned lead times.

See page 2 for exception notes.

	Action Office® Panels/Connectors	Action Office B-Style Tackboards	Action Office/Ethospace E-Style Storage	Ethospace Tiles/Connectors	Ethospace/Canvas Office Landscape® Privacy Doors	Canvas Tiles/Extended Width Tiles/Channel Tiles	Canvas B-/E-Style Storage	Canvas Tackboards	Canvas Metal Desk Hutch Back Panel	Canvas Vista™ Movable Insert and Display Unit	OE1 Boundary Agile Wall Tile	OE1 Boundary Project Board and Screens	OE1 Floating Screen	OE1 Nook Liner/Felt Screen Liner/Storage Trolley Liner	Overlay™ Performance Wall Cladding	Part™ Screens/Flat Edge Screens/Channel Screens	Passport Work Table Screen	Renew™ Link Screens	Ambit™ Workspace Solutions Screen	Ambit Workspace Solutions Metal Screen Liner	Exclave® Tackable Boards and Stowage Tackable Backdrop	Exclave Video-Friendly Tackable Boards & Stowage Tackable Backdrop	Personal Side Screen	Tu® Wood Storage Cubby Tackboard	Seating
Price Category 1																									
COM	Customer's Own Material A																								
2V__	Chain	•	•	•	•	•	•	•	•	•	•	•	•	•	•	•	•	•	•	•	•	•	•	•	•
8T__	Crossing (85__)	•	•	•	•	•	•	•	•	•	•	•	•	•	•	•	•	•	•	•	•	•	•	•	•
3DE__	Dex	•	•	•	•	•	•	•	•	•	•	•	•	•	•	•	•	•	•	•	•	•	•	•	•
2I__	Grasscloth	•	•	•	•	•	•	•	•	•	•	•	•	•	•	•	•	•	•	•	•	•	•	•	•
1MN__	Monologue	•	•	•	•	•	•	•	•	•	•	•	•	•	•	•	•	•	•	•	•	•	•	•	•
5T__	Resonance	•	•	•	•	•	•	•	•	•	•	•	•	•	•	•	•	•	•	•	•	•	•	•	•
4SC__	Scatter	•	•	•	•	•	•	•	•	•	•	•	•	•	•	•	•	•	•	•	•	•	•	•	•
3DN__	Scribe	•	•	•	•	•	•	•	•	•	•	•	•	•	•	•	•	•	•	•	•	•	•	•	•
22F__	Slant	•	•	•	•	•	•	•	•	•	•	•	•	•	•	•	•	•	•	•	•	•	•	•	•
235__	Tailored	•	•	•	•	•	•	•	•	•	•	•	•	•	•	•	•	•	•	•	•	•	•	•	•
1WS__	Whisper	•	•	•	•	•	•	•	•	•	•	•	•	•	•	•	•	•	•	•	•	•	•	•	•
Price Category 2																									
3AR__	Aristo	•	•	•	•	•	•	•	•	•	•	•	•	•	•	•	•	•	•	•	•	•	•	•	•
51__	Cord	•	•	•	•	•	•	•	•	•	•	•	•	•	•	•	•	•	•	•	•	•	•	•	•
92__	Crepe	•	•	•	•	•	•	•	•	•	•	•	•	•	•	•	•	•	•	•	•	•	•	•	•
3EP__	Epic	•	•	•	•	•	•	•	•	•	•	•	•	•	•	•	•	•	•	•	•	•	•	•	•
3DP__	Hint	•	•	•	•	•	•	•	•	•	•	•	•	•	•	•	•	•	•	•	•	•	•	•	•
4N__	Horizon	•	•	•	•	•	•	•	•	•	•	•	•	•	•	•	•	•	•	•	•	•	•	•	•
1HA__	Medley	•	•	•	•	•	•	•	•	•	•	•	•	•	•	•	•	•	•	•	•	•	•	•	•
4ME__	Mellow	•	•	•	•	•	•	•	•	•	•	•	•	•	•	•	•	•	•	•	•	•	•	•	•
ZMA__	Metaphor - Maharam A	•	•	•	•	•	•	•	•	•	•	•	•	•	•	•	•	•	•	•	•	•	•	•	•
8I1__	Muse - Maharam A	•	•	•	•	•	•	•	•	•	•	•	•	•	•	•	•	•	•	•	•	•	•	•	•
3SL__	Sequel	•	•	•	•	•	•	•	•	•	•	•	•	•	•	•	•	•	•	•	•	•	•	•	•
4TE__	Terra	•	•	•	•	•	•	•	•	•	•	•	•	•	•	•	•	•	•	•	•	•	•	•	•
3TW__	Twine	•	•	•	•	•	•	•	•	•	•	•	•	•	•	•	•	•	•	•	•	•	•	•	•
8R__	Twist (5S__)	•	•	•	•	•	•	•	•	•	•	•	•	•	•	•	•	•	•	•	•	•	•	•	•
Price Category 3																									
43Z__	Fractal	•	•	•	•	•	•	•	•	•	•	•	•	•	•	•	•	•	•	•	•	•	•	•	•
47__	Ground Cloth®	•	•	•	•	•	•	•	•	•	•	•	•	•	•	•	•	•	•	•	•	•	•	•	•
ZM2__	Meld - Maharam A *	•	•	•	•	•	•	•	•	•	•	•	•	•	•	•	•	•	•	•	•	•	•	•	•
4GE__	Parcel	•	•	•	•	•	•	•	•	•	•	•	•	•	•	•	•	•	•	•	•	•	•	•	•
8W__	Strands	•	•	•	•	•	•	•	•	•	•	•	•	•	•	•	•	•	•	•	•	•	•	•	•
Price Category 4																									
3DM__	Daydream	•	•	•	•	•	•	•	•	•	•	•	•	•	•	•	•	•	•	•	•	•	•	•	•
1HS__	Hush	•	•	•	•	•	•	•	•	•	•	•	•	•	•	•	•	•	•	•	•	•	•	•	•
Price Category 5																									
3CY__	Cozy	•	•	•	•	•	•	•	•	•	•	•	•	•	•	•	•	•	•	•	•	•	•	•	•
14A__	Hopsak	•	•	•	•	•	•	•	•	•	•	•	•	•	•	•	•	•	•	•	•	•	•	•	•
40G__	Method - Maharam A	•	•	•	•	•	•	•	•	•	•	•	•	•	•	•	•	•	•	•	•	•	•	•	•
ZNC__	Nico - Maharam A	•	•	•	•	•	•	•	•	•	•	•	•	•	•	•	•	•	•	•	•	•	•	•	•
Price Category 6-7																									
No fabrics available at this time.																									

continued on next page

Textiles Application Chart — Workspaces *continued*

• Available

A Assigned lead-time textile.

A Maharam textiles are on assigned lead times.

See page 2 for exception notes.

	Action Office® Panels/Connectors	Action Office B-Style Tackboards	Action Office/Ethospace E-Style Storage	Ethospace Tiles/Connectors	Ethospace/Canvas Office Landscape® Privacy Doors	Canvas Tiles/Extended Width Tiles/Channel Tiles	Canvas B-/E-Style Storage	Canvas Tackboards	Canvas Metal Desk Hutch Back Panel	Canvas Vista™ Movable Insert and Display Unit	OE1 Boundary Agile Wall Tile	OE1 Boundary Project Board and Screens	OE1 Floating Screen	OE1 Nook Liner/Felt Screen Liner/Storage Trolley Liner	Overlay™ Performance Wall Cladding	Pari™ Screens/Flat Edge Screens/Channel Screens	Passport Work Table Screen	Renew™ Link Screens	Ambit™ Workspace Solutions Screen	Ambit Workspace Solutions Metal Screen Liner	Exclave® Tackable Boards and Stowage Tackable Backdrop	Exclave Video-Friendly Tackable Boards & Stowage Tackable Backdrop	Personal Side Screen	Tu® Wood Storage Cubby Tackboard	Seating
Price Category 8																									
1QG__Breeze - Maharam A														•											
Price Category 9																									
No fabrics available at this time.																									
Price Category A																									
No fabrics available at this time.																									
Price Category B																									
VM__Medium - Maharam A		2			•	20	•	•	•						•										•
TI__Messenger - Maharam A *		2	•	12	•	2	•	•	•						•	•			•						•
Price Category C																									
Z27__Manner - Maharam A		2	2	2	•	•	2	•	•	•					•	•			•						•
Z3__Metric - Maharam A		2	2		•	•		•	•	•					•	•			•						•
Price Category D																									
ZMD__Mode - Maharam A		2																				•			•
ZS3__Spiral - Maharam A		•	•	•	•		•	•	•	•					•										•
Price Category E																									
ZF3__Flock - Maharam A														•					•						
TT__Parallel - Maharam A		7	•	•	•	•	16	•	•	•					•										
Price Category F																									
8EX__Emit - Maharam A		2	2	2	•	•	2	•	•																
Price Category G-Z																									
No fabrics available at this time.																									

Application Note: Herman Miller cannot guarantee material/pattern alignment in adjacent products. For example, a fabric's pattern may not align from one screen to the next, or from one panel to the next.

* Available in select colors on 20-day lead-time. Refer to "Maharam Colors - Workspaces" for 20-day colors.

- 1 Refer to price book appendices and Omni for COM information.
- 2 Available on all products except 54" and 60" wide.
- 3 Not available on AO partial-glazed panels.
- 4 Not available on Action Office (AO®) acoustical panels.
- 5 (8R__), (8T__), (85__), and (5S__) not available on AO acoustical panels and not available on 54"- or 60"-wide products.
- 6 Not available on Action Office (AO®) connectors, cable management, and spacers.
- 7 Not available on AO acoustical panels; not available on AO2 cable management panel face.
- 8 Available in select colors. See the "Proprietary Textile Colors — Workspaces" appendix.
- 12 Not available on Ethospace tackable tiles.
- 16 Not available on Canvas E-style storage.
- 18 Available on seating products in select colors. See the "Proprietary Textile Colors — Seating" appendix.
- 20 Not available on Canvas E-style storage or 60"-wide B-style storage.
- 21 Not available on Ethospace connectors and cable management tiles.
- 22 Not available as railroaded application option for Chain (2V00) on Canvas Extended Width Tiles.

Textile Colors

Price Category 1

Customer's Own Material
See Order Information in Appendices. Assigned lead-time textile. [A](#)

8Z Pellicle®
Seating
For New Aeron® Chairs
56% elastomeric
44% polyester
23101 Mineral
23102 Carbon
23103 Graphite

AireWeave™ 2
Seating
For Mirra® 2 Chairs
67% elastomeric
33% antimony-free polyester
1A701 Alpine
1A702 Slate Grey
1A703 Graphite
1A704 Lime Green
1A705 Cappuccino
1A706 Urban Orange
1A707 Dark Turquoise
1A708 Twilight

Chain
Workspaces
66" wide
100% recycled polyester with 12% ocean bound plastic
2V01 Pearl
2V02 Oyster
2V03 Wheat
2V04 Linen
2V05 Wicker
2V06 Bamboo
2V07 Sage
2V08 Spring Wood
2V09 Iceberg

Crossing
Seating/Workspaces
54" wide
86% antimony-free polyester
14% polyester
8T03 Wicker *
8T04 Porcelain *
8T05 Warm Grey *
8T10 Tomato
8T17 Cerulean
8T18 Indigo
8T19 Shale *
8T22 Tin *
8T23 Graphite
8T24 Black

Crossing
Workspaces
For workspaces products only.
54" wide
86% antimony-free polyester
14% polyester
8501 Ivory *
8502 Oyster *

* Colors available on Exclave®
Video-friendly Tackable Boards and Stowage Tackable Backdrop

Dex
Ancillary/Seating/Workspaces
54" wide
67% recycled polyester
33% polyester
3DE01 Frost
3DE02 Silver Pine
3DE03 Stone
3DE04 Shale
3DE05 Charcoal
3DE06 Gossamer
3DE07 Pine

Duo
Seating
For Lino™ Chairs
52% polyester
48% elastomeric
4RM01 Mineral
4RM02 Poppy
4RM03 Green Leaf
4RM04 Jade
4RM05 Shadow
4RM06 Graphite

Flexnet™
Seating
For Caper® Chairs
69% elastomeric
31% polyester
6V01 Black
6V02 Silver Grey

Grasscloth
Workspaces
66" wide
100% recycled polyester with 11% ocean bound plastic
2I01 Silver Birch
2I02 Pampas
2I03 Sedge
2I07 Lea
2I08 Taro
2I09 Steam Grey
2I13 Gravel

Intercept
Seating
For Cosm™ Chairs
60% elastomeric
40% polyester
84501 Graphite
84502 Carbon
84503 Mineral
84504 Nightfall
84505 Glacier
84506 Canyon

Interweave 2
Seating
For Verus™ Chairs
65% elastomeric
35% polyester
36501 Iceberg
36502 Poppy
36503 Beachglass
36504 Blue Grotto
36505 Slate
36506 Shale

Lyris 2™
Seating
For Setu® Chairs
74% elastomeric
26% polyester
4W21 Alpine
4W23 Chartreuse
4W25 Berry Blue
4W26 Slate Grey
4W28 Chino
4W31 Graphite

Monologue
Ancillary/Seating/Workspaces
54" wide
56% recycled polyester
44% polyester
1MN01 Linen
1MN02 Alabaster
1MN04 Folkstone
1MN05 Silver Pine
1MN06 Slate
1MN07 Seed
1MN09 Persimmon
1MN11 Meadow
1MN12 Blue Sky
1MN13 Blue Spruce
1MN14 Deep Sea

Price category 1 continued on next page

- Maharam textiles are on assigned lead times [A](#).
- Fabric numbers are listed as Herman Miller fabric number/Maharam fabric number.

Textile Colors

continued

Price Category 1

continued

Appendix: Textile Colors

Resonance	
Workspaces	
66" wide	
100% polyester	
5T04	Greige
5T05	Porcelain
5T06	Alabaster
5T15	Iris
5T28	Sugar
5T47	Tobacco
5T54	Saltbush
5T57	Seed
5T58	Sepia
5T60	Iceberg
5T65	Red
5T67	Boysenberry
5T68	Pistachio
5T69	Green Apple
5T71	Jade
5T72	Blue Green
5T74	Twilight

Ripple 3D Knit	
Seating	
Available only on Zeph® Chairs.	
knit to size	
99% recycled polyester	
1% lycra	
5H201	Black
5H202	Carbon
5H203	Alpine
5H204	Silt
5H205	Tea Rose
5H206	Cocoa
5H207	Persimmon
5H208	Blaze
5H209	Cayenne
5H210	Falcon
5H211	Mustard Seed
5H212	Patina
5H213	Olive
5H214	Moss
5H215	Aloe
5H216	Glacier
5H217	Ultramarine
5H218	Nightfall
5H219	Bluebell
5H220	Boysenberry
5H221	Nightfall/Bluebell
5H222	Patina/Alpine
5H223	Cayenne/Glacier
5H224	Tea Rose/Olive
5H225	Silt/Blaze

Scatter	
Ancillary/Seating/Workspaces	
54" wide	
100% recycled polyester, with 26% ocean bound plastic	
4SC01	Alpine
4SC02	Fog
4SC03	Shale
4SC04	Persimmon
4SC07	Olive
4SC08	Glacier
4SC09	Blue Sky
4SC10	Lagoon
4SC11	Slate Grey
4SC12	Blue Black

Scribe	
Seating/Workspaces	
54" wide	
100% recycled polyester with 53% ocean bound plastic	
3DN01	Spring Wood
3DN02	Poplar
3DN03	Pewter
3DN04	Deep Sea
3DN05	Fir
3DN06	Nutmeg

Slant	
Workspaces	
66" wide	
51% polyester	
49% recycled polyester	
22F04	Pesto
22F06	Neptune
22F07	Blueberry
22F10	Pumpkin
22F12	Silver Birch
22F13	Bluestone
22F15	Shale

Splash 3D Knit	
Seating	
Available only on Zeph® Chairs.	
knit to size	
98% recycled polyester	
2% lycra	
5H101	Black
5H102	Carbon
5H103	Alpine
5H104	Silt
5H105	Tea Rose
5H106	Cocoa
5H107	Persimmon
5H108	Blaze
5H109	Cayenne
5H110	Falcon
5H111	Mustard Seed
5H112	Patina
5H113	Olive
5H114	Moss
5H115	Aloe
5H116	Glacier
5H117	Ultramarine
5H118	Nightfall
5H119	Bluebell
5H120	Boysenberry

Stretch Knit	
Seating	
Assigned lead-time textile. ^A	
Available only on Say®	
Suspension Back Work Chairs	
97% polyester, 3% spandex	
3DK01	Fog
3DK02	Slate Grey
3DK03	Java
3DK04	Black
3DK05	Red
3DK06	Green Apple
3DK07	Berry Blue

Price category 1 continued on next page

- Maharam textiles are on assigned lead times ^A.
- Fabric numbers are listed as Herman Miller fabric number/Maharam fabric number.

Textile Colors

continued

Price Category 1

continued

Tailored	
Ancillary/Seating/Workspaces 54" wide 56% polyester 44% recycled polyester	
23501	Studio White * **
23502	Sugar *
23503	Tomato
23506	Chive
23508	Cobalt
23509	Cadet
23510	Fog
23511	Graphite
23512	Black
23513	Coffee

* Colors not available on Plex™ Lounge Furniture.
** Color not available on Canvas Tiles.

Tuck 3D Knit	
Seating Available only on Fuld Nesting Chairs. knit to size 56% polyester 44% recycled polyester	
9NK01	Alpine
9NK02	Carbon
9NK03	Nightfall
9NK04	Olive
9NK05	Cocoa
9NK06	Canyon

Whisper	
Ancillary/Seating/Workspaces 54" wide 73% recycled polyester 27% polyester with 11.3% ocean bound plastic	
1WS01	Sand Dollar
1WS02	Pebble
1WS03	Silver Birch
1WS04	Iceberg
1WS05	Silver Pine
1WS06	Carbon
1WS07	Cumin
1WS12	Willow
1WS13	Sea Grass
1WS14	Pool
1WS15	Blueberry
1WS16	Glacier
1WS17	Grey
1WS18	Canyon

Price Category 2

Aristo	
Ancillary/Seating/Workspaces 54" wide 88% recycled polyester 12% polyester Acrylic backing	
3AR01	Forest Moss
3AR02	Light Brindle
3AR03	Mink
3AR04	Copper
3AR05	Adobe
3AR06	Cherry
3AR07	Lilac
3AR08	Green Apple
3AR09	Surf
3AR10	Waterfall
3AR11	Cadet
3AR12	Tin
3AR13	Pewter
3AR14	Grey Brindle
3AR15	Grey Black

Cord	
Workspaces 66" wide 51% antimony-free polyester 49% polyester	
5101	Ivory
5102	White Ash
5103	Linen
5104	Bamboo
5105	Sepia
5107	Sesame
5109	Bayou
5111	Spring Wood
5112	Summer White

Crepe	
Ancillary/Seating/Workspaces 54" wide 100% recycled polyester, with 43.6% ocean bound plastic	
9201	Licorice
9203	Smoke
9207	Cherry
9223	Cadet
9241	Beachglass
9249	Stone *
9251	Fog *
9252	Slate Grey
9261	Shale
9262	Graphite
9265	Mineral
9266	Persimmon
9267	Juniper
9268	Glacier
9269	Cascade
9270	Navy

* Colors available on Exclave® Video-friendly Tackable Boards and Stowage Tackable Backdrop.

Price category 2 continued on next page

- Maharam textiles are on assigned lead times [A](#).
- Fabric numbers are listed as Herman Miller fabric number/Maharam fabric number.

Textile Colors

continued

Price Category 2

continued

Appendix: Textile Colors

Epic	
Ancillary/Seating/Workspaces	
54" wide	
56% recycled polyester	
44% polyester	
Acrylic backing	
3EP01	Alabaster
3EP02	Smoke
3EP03	Falcon
3EP05	Copper
3EP06	Urban Orange
3EP07	Poppy
3EP10	Clover
3EP11	Loden
3EP14	Peacock
3EP15	Cadet
3EP16	Indigo
3EP17	Spring Wood
3EP18	Grey Brindle
3EP19	Seed
3EP20	Carbon Dark
Hint	
Ancillary/Seating/Workspaces	
54" wide	
76% recycled polyester	
24% polyester	
3DP01	Sediment
3DP02	Gunmetal
3DP03	Silt
3DP04	Porcelain
3DP05	Indigo
3DP06	Fern
3DP07	Adobe
3DP08	Red Sea

Horizon	
Workspaces	
54" wide	
65% antimony-free polyester	
35% polyester	
4N01	Rye Grass
4N02	Sugar Pine
4N03	Silver Pine
4N04	White Ash
4N05	Spring Wood
4N08	Haystack
4N09	Oat Grass
4N13	Pine Cone
4N15	Elderberry

Marvel	
Ancillary/Seating	
54" wide	
100% pvc-free polyurethane	
antimicrobial, antibacterial finish	
1MV01	Summer White
1MV02	Sand Dollar
1MV03	Espresso
1MV04	Folkstone Grey
1MV05	Graphite
1MV06	Onyx
1MV07	Polar Blue
1MV08	Blush Grey
1MV12	Red
1MV14	Pine
1MV15	Teal Green
1MV16	Twilight

Medley	
Ancillary/Seating/Workspaces	
54" wide	
100% polyester	
1HA01	Stone *
1HA02	Trail
1HA03	Charcoal
1HA04	Cinder
1HA07	Chutney
1HA09	Feather Grey *
1HA11	Loden
1HA13	Bayou *
1HA14	Blue Grotto
1HA15	Blueberry
1HA22	Khaki
1HA23	Pewter
1HA24	Yellow Oxide
1HA25	Vintage Rose
1HA26	Raspberry
1HA27	Acai Berry

* Colors available on Exclave®
Video-friendly Tackable Boards
and Stowage Tackable Backdrop

Mellow	
Ancillary/Seating/Workspaces	
54" wide	
100% recycled polyester, with 16% ocean bound plastic	
4ME01	Mineral
4ME04	Olive
4ME05	Glacier
4ME06	Oceanside
4ME07	Charcoal

Metaphor – Maharam	
Ancillary/Seating/Workspaces	
54" wide	
100% polyester	
Acrylic backing	
ZMA01/466553-001	Afterfeather *
ZMA02/466553-002	Moonflower
ZMA03/466553-003	Handcraft
ZMA04/466553-004	Crossroad
ZMA05/466553-005	Chondrite
ZMA06/466553-006	Detective
ZMA07/466553-007	Steamship
ZMA08/466553-008	Electricity
ZMA09/466553-009	Takeoff
ZMA10/466553-010	Parachute
ZMA11/466553-011	Blueshift
ZMA12/466553-012	Dockyard
ZMA13/466553-013	Bathe
ZMA14/466553-014	Icebound
ZMA15/466553-015	Thermosphere
ZMA16/466553-016	Aboard
ZMA17/466553-017	Agaware
ZMA18/466553-018	Homeland
ZMA19/466553-019	Rockfall
ZMA20/466553-020	Undergrowth
ZMA21/466553-021	Gremolata
ZMA22/466553-022	Patina
ZMA23/466553-023	Sylvan
ZMA24/466553-024	Outfield
ZMA25/466553-025	Windbreak
ZMA26/466553-026	Saguaro

Price category 2 continued on
next page

- Maharam textiles are on assigned lead times [A](#).
- Fabric numbers are listed as Herman Miller fabric number/Maharam fabric number.

Textile Colors

continued

Price Category 2

continued

Metaphor *continued*

ZMA27/466553-027	Barnwood
ZMA28/466553-028	Cookshop
ZMA29/466553-029	Amandine
ZMA30/466553-030	Bodhran
ZMA31/466553-031	Centerstage
ZMA32/466553-032	Focaccia
ZMA33/466553-033	Bumblebee
ZMA34/466553-034	Microbrew
ZMA35/466553-035	Sauna
ZMA36/466553-036	Gazebo
ZMA37/466553-037	Pirouette
ZMA38/466553-038	Heartbeat
ZMA39/466553-039	Shino
ZMA40/466553-040	Sunrise
ZMA41/466553-041	Florist
ZMA42/466553-042	Beadwork
ZMA43/466553-043	Framboise
ZMA44/466553-044	Wisteria
ZMA45/466553-045	Warrior

* Colors not available on Eames Aluminum Group, Soft Pad, Sofa Compact, Molded Fiberglass/Plastic Chairs, Task Chair, Wire Chairs, Nelson Platform Bench Cushion, Swoop Plywood Lounge Chair.

Muse – Maharam

Ancillary/Seating/Workspaces	
54" wide	
100% post-consumer recycled polyester	
8I101/466487-001	Crescendo
8I102/466487-002	Resonate
8I103/466487-003	Runway
8I104/466487-004	Ascend
8I105/466487-005	Veil *
8I106/466487-006	Refresh *
8I107/466487-007	Clear *
8I108/466487-008	Fantasy
8I109/466487-009	Miso
8I110/466487-010	Compass
8I111/466487-011	Bergamot *
8I112/466487-012	Grasshopper

Muse *continued*

8I113/466487-013	Goal
8I114/466487-014	Mistletoe
8I115/466487-015	Seaglass *
8I116/466487-016	Frigid
8I117/466487-017	Riverbend
8I118/466487-018	Noble
8I119/466487-019	Pulsar
8I120/466487-020	Velella
8I121/466487-021	Sailboat
8I122/466487-022	Sparse
8I123/466487-023	Vase
8I124/466487-024	Haven
8I125/466487-025	Mead
8I126/466487-026	Neat
8I127/466487-027	Jovial
8I128/466487-028	Theater
8I129/466487-029	Poinsettia
8I130/466487-030	Celebrate
8I131/466487-031	Spectacle

* Colors not available on Valor Seating.

Rhythm

Ancillary/Seating	
54" wide	
100% polyester	
3002	Green Apple
3004	Bayou
3005	Berry Blue
3006	Iris
3007	Twilight
3009	Poppy
3010	Molasses
3012	Khaki
3013	Mink
3014	Black *
3015	Charcoal *

* Colors available on Embody® Chair.

Sequel

Ancillary/Seating/Workspaces	
54" wide	
100% vinyl	
100% polyester knit backing	
Resilience® finish	
3SL01	White
3SL02	Pebble
3SL03	Mushroom
3SL04	Stone
3SL06	Rattan
3SL09	Seal
3SL10	Blue Fog
3SL11	Folkstone
3SL12	Shale
3SL13	Slate Grey
3SL14	Charcoal
3SL15	Carbon Dark
3SL28	Navy *

* Color available on Eames® Tandem Sling Seating.

Terra

Ancillary/Seating/Workspaces	
54" wide	
100% post-consumer recycled biodegradable polyester *	
4TE01	Spring Wood
4TE02	Zinc
4TE03	Pine Cone
4TE04	Charcoal

* 1% biodegradation in 1,278 days under ASTM D5511 conditions. No evidence of further degradation.

Twine

Workspaces	
66" wide	
100% recycled polyester	
3TW01	Silver Birch
3TW02	Ivory
3TW03	Alabaster
3TW04	Bamboo
3TW05	Iceberg
3TW06	Charcoal
3TW07	Feather Grey
3TW08	Shale

Twist

Ancillary/Seating/Workspaces	
54" wide	
80% antimony-free polyester	
13% recycled polyester	
7% polyester	
8R05	Wicker
8R10	Poppy
8R14	Tin
8R15	Shale
8R16	Graphite
8R17	Birch
8R18	Sepia
8R22	Blueberry
8R23	Green Apple
8R26	Gunmetal
8R27	Cinder
8R29	Pekoe
8R33	Forest
8R35	Waterfall
8R36	Midnight Blue
8R37	Carbon Dark

Twist

Workspaces	
For workspaces products only.	
54" wide	
80% antimony-free polyester	
13% recycled polyester	
7% polyester	
5S03	Oyster

- Maharam textiles are on assigned lead times [A](#).
- Fabric numbers are listed as Herman Miller fabric number/Maharam fabric number.

Textile Colors

continued

Price Category 3

Appendix: Textile Colors

Ace	
Ancillary/Seating	
54" wide	
100% polyurethane	
Polyester knit backing	
Stain resistant finish	
3AC01	Summer White
3AC02	White Ash
3AC03	Rye
3AC04	Metal
3AC05	Clay
3AC06	Chestnut
3AC08	Camelback
3AC09	Chipotle
3AC12	Artichoke
3AC13	Sepia Dark
3AC14	Aloe
3AC15	Flint
3AC16	Blue Sky
3AC17	Oceanside
3AC18	Midnight
3AC20	Frost
3AC21	Lead
3AC22	Black

Fractal	
Ancillary/Seating/Workspaces	
58" wide	
84% recycled polyester	
16% polyester	
43Z01	Granite
43Z02	Golden Olive
43Z03	Verdant
43Z04	Cadet

Ground Cloth®	
Workspaces	
66" wide	
100% polyester	
4701	Vapor Grey
4721	Warm White *
4722	Fog *
4723	Straw *
4724	Red Orange *
4726	Green Apple *
4727	Caribbean *
4728	Midnight *
4729	Cappuccino *

* Colors available on Exclave®
Video-friendly Tackable Boards
and Stowage Tackable Backdrop

Latitude	
Seating	
Colors for Mirra 2 Chairs	
100% polyester	
8M10	Alpine
8M17	Black
8M21	Slate Grey
8M23	French Press
8M25	Dark Turquoise
8M26	Twilight

Meld – Maharam	
Ancillary/Seating/Workspaces	
54" wide	
68% post-consumer recycled polyester	
32% polyester	
PFOA-Free stain resistant	
ZM201/466387-201	Vast
ZM202/466387-202	Panda **
ZM203/466387-203	Skyline *
ZM204/466387-204	Knight **
ZM205/466387-205	Quill **
ZM206/466387-206	Pipe
ZM207/466387-207	Grate *
ZM208/466387-208	Gloss

Meld continued	
ZM209/466387-209	Bulb
ZM210/466387-210	Bride
ZM211/466387-211	Stark
ZM212/466387-212	Seashell
ZM213/466387-213	Antler
ZM214/466387-214	Crater *
ZM215/466387-215	Perennial
ZM216/466387-216	Mulberry
ZM217/466387-217	Fuchsia *
ZM218/466387-218	Amethyst *
ZM219/466387-219	Merlot
ZM220/466387-220	Magma *
ZM221/466387-221	Rooster
ZM222/466387-222	Heat *
ZM223/466387-223	Clementine
ZM224/466387-224	Fox
ZM225/466387-225	Kiss *
ZM226/466387-226	Bare
ZM227/466387-227	Blonde
ZM228/466387-228	Mimosa
ZM229/466387-229	Comet *
ZM230/466387-230	Honeydew
ZM231/466387-231	Wild *
ZM232/466387-232	Vine
ZM233/466387-233	Seed
ZM234/466387-234	Kale *
ZM235/466387-235	Waterfall *
ZM236/466387-236	Nordic *
ZM237/466387-237	Reef *
ZM238/466387-238	Wave
ZM239/466387-239	Isle **
ZM240/466387-240	Creek
ZM241/466387-241	Mariner *
ZM242/466387-242	Globe
ZM243/466387-243	Spa

* Colors available on
20-day lead time.
** Colors available on
10-day lead time.

Parcel	
Ancillary/Seating/Workspaces	
54" wide	
100% recycled polyester	
4GE01	Gunmetal
4GE02	Brindle
4GE03	Bayou
4GE04	Pesto
4GE05	Golden Olive
4GE06	Copper Sea

Saille - Geiger Textile	
Ancillary	
57" wide	
69% cotton	
31% polyester	
PFOA-Free stain resistant finish	
Acrylic backing	
18001	Coal
18002	Shale
18003	Haze
18004	Stone
18005	White *
18006	Beach
18007	Sand
18008	Blush
18009	Brick
18010	Fog
18011	Celadon
18012	Poolside
18013	Summer Sky
18014	Lake
18015	Midnight Blue

* Color not available on Eames®
Soft Pad Group Chairs/Ottomans.

Price category 3 continued on
next page

- Maharam textiles are on assigned lead times [A](#).
- Fabric numbers are listed as Herman Miller fabric number/Maharam fabric number.

Textile Colors

continued

Price Category 3

continued

Strands	
Workspaces	
66" wide	
100% recycled polyester	
8W01	Pebble
8W02	Porcelain
8W03	Taupe
8W04	Honey
8W05	Khaki
8W06	Rye
8W07	Wicker
8W08	Tin
8W09	Cool Grey

Price Category 4

Cygnus	
Ancillary	
For Eames® Aluminum Group Chairs	
69% elastomeric	
31% polyester	
5401	Black
5402	Zinc
5403	Quartz

Daydream	
Ancillary/Seating/Workspaces	
54" wide	
48% wool	
41% recycled polyester	
9% nylon	
2% polyester	
3DM01	Rye Grass
3DM02	Silver Birch
3DM03	Pewter
3DM04	Graphite
3DM05	Black
3DM06	Lemongrass
3DM07	Permission
3DM08	Juniper
3DM09	Sea Grass
3DM10	Nightfall

Hush	
Workspaces	
66" wide	
80% polyester	
20% viscose	
1HS01	Canyon
1HS02	Pesto
1HS03	Bayou
1HS04	Greystone
1HS05	Charcoal
1HS06	Rye Grass
1HS07	Cool Grey
1HS08	Dark Grey
1HS09	Aqua Green
1HS10	Nightfall

Kalista - Geiger Textile	
Ancillary	
54" wide	
71% post-industrial recycled cotton	
18% post-industrial recycled polyester	
11% polyester	
PFOA-Free stain resistant finish	
1AL01	Cotton
1AL02	Natural
1AL03	Titanium
1AL04	Pewter
1AL05	Starry Night
1AL06	Red Hot
1AL07	Sun Kissed
1AL08	Dune
1AL09	Beach Glass
1AL10	Bluestone
1AL11	Seaside
1AL12	Night Sky

Lariat - Maharam	
Ancillary/Seating	
54" wide	
100% vinyl	
ZLR01/440401-001	001
ZLR02/440401-002	002
ZLR04/440401-004	004
ZLR06/440401-006	006
ZLR07/440401-007	007
ZLR08/440401-008	008
ZLR10/440401-010	010
ZLR11/440401-011	011
ZLR13/440401-013	013
ZLR14/440401-014	014
ZLR15/440401-015	015
ZLR16/440401-016	016
ZLR18/440401-018	018
ZLR20/440401-020	020
ZLR21/440401-021	021
ZLR24/440401-024	024
ZLR25/440401-025	025
ZLR26/440401-026	026

Lariat continued	
ZLR28/440401-028	028
ZLR31/440401-031	031
ZLR32/440401-032	032
ZLR33/440401-033	033
ZLR34/440401-034	034
ZLR38/440401-038	038
ZLR39/440401-039	Granite
ZLR40/440401-040	Linen
ZLR41/440401-041	Stella
ZLR42/440401-042	Saddle
ZLR43/440401-043	Holly
ZLR44/440401-044	Maroon
ZLR45/440401-045	Siren
ZLR46/440401-046	Reseda
ZLR47/440401-047	Purslane
ZLR48/440401-048	Spire
ZLR49/440401-049	Papyrus
ZLR50/440401-050	Chickadee
ZLR51/440401-051	Requiem

Sync	
Ancillary/Seating	
55" wide	
100% polyester	
3SY01	Pine Cone
3SY03	Canyon
3SY04	Truffle
3SY06	Everglade
3SY08	Nightfall
3SY09	Dark Mineral
3SY10	Slate Grey
3SY11	Dark Carbon
3SY12	Black

Appendix: Textile Colors

- Maharam textiles are on assigned lead times [A](#).
- Fabric numbers are listed as Herman Miller fabric number/Maharam fabric number.

Textile Colors

continued

Price Category 5

Appendix: Textile Colors

Cozy	
Ancillary/Seating	
54" wide	
100% wool	
3CY01	Heathered Warm Grey
3CY02	Heathered Rye Grass
3CY03	Heathered Cool Grey
3CY05	Heathered Black
3CY06	Heathered Persimmon
3CY07	Heathered Loden
3CY09	Heathered Lagoon
3CY10	Heathered Twilight

Hopsak	
Ancillary/Seating/Workspaces	
56" wide	
100% recycled polyester	
14A20	Black
14A22	Raw Umber Dark
14A26	Grey Blue Dark
14A30	Sepia Dark
14A38	Emerald Dark
14A39	Yellow Dark
14A40	Orange
14A41	Sienna
14A42	Olive Green Dark
14A43	Crimson
14A44	Crimson Dark Dark
14A45	Violet Dark
14A46	Pink Dark Dark
14A47	Ultramarine Dark
14A48	Cobalt Blue
14A49	Terra Cotta
14A50	Ochre Dark

Ingenu - Geiger Textile	
Ancillary	
54" wide	
28% wool	
26% viscose	
25% acrylic	
16% polyester	
5% cotton	
PFOA-Free stain resistant finish	
1GH01	Sand
1GH02	Fog
1GH03	Flannel
1GH04	Trench
1GH05	Vermillion
1GH06	Adriatic
1GH07	Umber
1GH08	Charcoal

Method - Maharam	
Ancillary/Seating/Workspaces	
54" wide	
100% recycled polyester	
with 9% ocean-bound plastic	
40G01/466579-001	Inspire
40G02/466579-002	Rhea
40G03/466579-003	Noise
40G04/466579-004	Speedway
40G05/466579-005	Villanelle
40G06/466579-006	Maestro
40G07/466579-007	Destiny
40G08/466579-008	Possess
40G09/466579-009	Waterside
40G10/466579-010	Relax
40G11/466579-011	Delightful
40G12/466579-012	Parrotlet
40G13/466579-013	Verdurous
40G14/466579-014	Bosky
40G15/466579-015	Acreage
40G16/466579-016	Allude
40G17/466579-017	Tweed
40G18/466579-018	Korma
40G19/466579-019	Fossilize
40G20/466579-020	Cattail
40G21/466579-021	Shortcake
40G22/466579-022	Racecar
40G23/466579-023	Courtship
40G24/466579-024	Jam
40G25/466579-025	Sparrow

Nico - Maharam	
Ancillary/Seating/Workspaces	
54" wide	
63% wool	
21% polyester	
16% solution-dyed nylon	
ZNC01/466564-001	Alcazar
ZNC02/466564-002	Ironclad
ZNC03/466564-003	Tune
ZNC04/466564-004	Bridegroom
ZNC05/466564-005	Diode
ZNC06/466564-006	Jest
ZNC07/466564-007	Sanctuary
ZNC08/466564-008	Aquarius
ZNC09/466564-009	Houseboat
ZNC10/466564-010	Olympian
ZNC11/466564-011	Tennis
ZNC12/466564-012	Dressage
ZNC13/466564-013	Zing
ZNC14/466564-014	Bitterroot
ZNC15/466564-015	Gemini
ZNC16/466564-016	Posh
ZNC17/466564-017	Sizzle
ZNC18/466564-018	Cheerful
ZNC19/466564-019	Watermelon
ZNC20/466564-020	Toucan
ZNC21/466564-021	Rosin
ZNC22/466564-022	Jousting
ZNC23/466564-023	Jojoba
ZNC24/466564-024	Dromedary
ZNC25/466564-025	Toasty
ZNC26/466564-026	Casaba
ZNC27/466564-027	Greenhouse
ZNC28/466564-028	Sibyl
ZNC29/466564-029	Spearmint
ZNC30/466564-030	Pothos
ZNC31/466564-031	Calathea
ZNC32/466564-032	Landscape
ZNC33/466564-033	Espalier
ZNC34/466564-034	Gecko
ZNC35/466564-035	Meditation

Price category 5 continued on next page

- Maharam textiles are on assigned lead times [A](#).
- Fabric numbers are listed as Herman Miller fabric number/Maharam fabric number.

Textile Colors

continued

Price Category 5

continued

Summit	
Ancillary/Seating	
54" wide	
100% silicone	
Polyester knit backing	
3SU02	Oyster
3SU03	Zinc
3SU04	Sparrow
3SU07	Black
3SU09	Beachglass
3SU10	Midnight

Vionette - Geiger Textile	
Ancillary	
55" wide	
100% polyester	
1GJ01	White Sand Mix
1GJ02	Desert Mix
1GJ03	Light Gray Mix
1GJ04	Pewter Mix
1GJ05	Cobalt Mix
1GJ06	Prussian Blue Mix
1GJ07	Chocolate Mix
1GJ08	Champagne
1GJ09	Morning Sky
1GJ10	Aquatic
1GJ11	Sapphire
1GJ12	Midnight Blue
1GJ13	Shadow
1GJ14	Java
1GJ15	Carbon
1GJ16	Black
1GJ17	Claret
1GJ18	Poppy

Price Category 6

Balance	
Seating	
For Embody® chairs	
100% polyester	
3512	Carbon
3513	Black

Outdoor Weave	
Ancillary	
For Eames® Aluminum Group	
Outdoor Chairs	
50% elastomeric	
50% polypropylene	
7203	Lead
7205	Graphite

Price Category 7

Customer's Own Leather	
See Order Information in	
Appendices. Assigned lead-time	
textile. ^A	

Beck – Maharam	
Ancillary/Seating	
55" wide	
78% wool	
22% nylon	
ZB301/466571-001	Overshadow
ZB302/466571-002	Molecule
ZB303/466571-003	Zeitgeist
ZB304/466571-004	Blacksmith
ZB305/466571-005	Cornerstone
ZB306/466571-006	Chainmail
ZB307/466571-007	Buckram
ZB308/466571-008	Callisto
ZB309/466571-009	Interlude
ZB310/466571-010	Letterpress
ZB311/466571-011	Memoir
ZB312/466571-012	Litmus
ZB313/466571-013	Stoic
ZB314/466571-014	Inkpad
ZB315/466571-015	Praxis
ZB316/466571-016	Astute
ZB317/466571-017	Percolate
ZB318/466571-018	Halocline
ZB319/466571-019	Semblance
ZB320/466571-020	Loch
ZB321/466571-021	Lido
ZB322/466571-022	Underwater
ZB323/466571-023	Tetrapod
ZB324/466571-024	Nymph
ZB325/466571-025	Appalachian

Beck continued	
ZB326/466571-026	Menthol
ZB327/466571-027	Woodruff
ZB328/466571-028	Malachite
ZB329/466571-029	Botanist
ZB330/466571-030	Woodlet
ZB331/466571-031	Katydid
ZB332/466571-032	Exuberant
ZB333/466571-033	Retrospect
ZB334/466571-034	Lambic
ZB335/466571-035	Argil
ZB336/466571-036	Brushstroke
ZB337/466571-037	Candescent
ZB338/466571-038	Reedbuck
ZB339/466571-039	Clayware
ZB340/466571-040	Curio
ZB341/466571-041	Whimsy
ZB342/466571-042	Effervescent
ZB343/466571-043	Lingonberry
ZB344/466571-044	Resplendent
ZB345/466571-045	Hollyhock
ZB346/466571-046	Filigree
ZB347/466571-047	Plutonic
ZB348/466571-048	Foundry
ZB349/466571-049	Patisserie
ZB390	Gold 007/032/033 *
ZB391	Russet 036/040/039 *
ZB392	Indigo 008/013/014 *
ZB393	Forest 006/031/028 *

* Colors available only on Girard Color Wheel Ottoman.

Price category 7 continued on next page

- Maharam textiles are on assigned lead times ^A.
- Fabric numbers are listed as Herman Miller fabric number/Maharam fabric number.

Textile Colors

continued

Price Category 7

continued

Appendix: Textile Colors

Bellano - Geiger Textile	
Ancillary	
55" wide	
75% wool	
10% linen	
8% nylon	
7% alpaca	
1AX01	Pearl
1AX02	Fog
1AX03	Fawn
1AX04	Pumice
1AX05	Pewter
1AX06	Atlantic
1AX07	Black Green
1AX08	Adriatic
1AX09	Coffee
1AX10	Charcoal
1AX11	Umber
1AX12	Magenta
1AX13	Bittersweet
1AX14	Sunflower

Capri - Geiger Textile	
Ancillary	
55" wide	
36% cotton	
32% acrylic	
24% rayon	
8% polyester	
PFOA-Free stain resistant finish	
Acrylic backing	
17201	Snow
17202	Stone
17203	Trench
17204	Graphite
17205	Anthracite
17206	Light Silver
17207	Russet
17208	Chestnut Brown
17209	Sand
17210	Sterling
17211	Cobalt
17212	Ink

Milaner - Geiger Textile	
Ancillary	
55" wide	
56% wool, 10% acrylic	
10% alpaca, 10% cotton	
8% nylon, 6% rayon	
17101	Linen
17102	Flax
17103	Bark
17104	Deep Navy
17105	Charcoal
17106	Medium Grey
17107	Ash
17108	Crimson

Panno di Dolce - Geiger Textile	
Ancillary	
55" wide	
65% wool	
20% nylon	
15% alpaca	
1AV01	Fog
1AV02	Dune
1AV03	Trench
1AV04	Flannel
1AV05	Charcoal
1AV06	Umber
1AV07	Deep Navy
1AV08	Graphite
1AV09	Orange
1AV10	Pink
1AV11	Deep Red
1AV12	Bright Green
1AV13	Cerulean Blue
1AV14	Deep Cerulean Blue

Pristina - Geiger Textile	
Ancillary	
55" wide	
37% wool	
25% viscose	
17% acrylic	
15% cotton	
6% polyester	
PFOA-Free stain resistant	
1JC01	Dove
1JC02	Goldstone
1JC03	Daybreak
1JC04	Pumice
1JC05	Cappuccino
1JC06	Gunmetal
1JC07	Caspian
1JC08	Café Noir

Resca - Geiger Textile	
Ancillary	
56" wide	
75% wool	
10% linen	
8% nylon	
7% alpaca	
1AW01	Fog
1AW02	Dune
1AW03	Trench
1AW04	Flannel
1AW05	Umber
1AW06	Bordeaux

Vesture - Geiger Textile	
Ancillary	
55" wide	
40% wool, 25% polyester	
20% silk, 15% nylon	
PFOA-Free stain resistant finish	
21701	Ashen
21702	Dark Blush
21703	Dusk
21704	Medium Gray
21705	Twilight

Wool Epinglé - Geiger Textile	
Ancillary	
54" wide	
100% wool	
16201	Swiss Red
16202	Orange
16203	Light Chestnut Brown
16204	Light Burnt Umber
16205	Pale Native Umber
16207	Grey
16208	Natier Blue
16209	Deep Cerulean Blue
16210	Anthracite
16211	Natural Native Umber
16212	Chestnut Brown

Wool Tweed - Geiger Textile	
Ancillary	
54" wide	
80% wool, 20% nylon	
16601	Trench
16602	Pewter
16603	Ruby
16604	Blue Gray
16605	Navy
16606	Umber
16607	Charcoal

- Maharam textiles are on assigned lead times [A](#).
- Fabric numbers are listed as Herman Miller fabric number/Maharam fabric number.

Textile Colors

continued

Price Category 8

Breeze - Maharam	
Workspaces	
120" wide	
65% FR polyester	
35% post-consumer recycled	
FR polyester	
1QG06/283817-006	Meteorite
1QG09/283817-009	Serum

Luce - Maharam	
Ancillary/Seating	
59" wide	
75% post-consumer recycled wool	
20% polyester	
5% nylon	
ZLU01/466566-001	Brioche
ZLU02/466566-002	Blanched
ZLU03/466566-003	Relic
ZLU04/466566-004	Sinter
ZLU05/466566-005	Scoria
ZLU06/466566-006	Austere
ZLU07/466566-007	Pigment
ZLU08/466566-008	Alkali
ZLU09/466566-009	Tidal
ZLU10/466566-010	Imbue
ZLU11/466566-011	Reservoir
ZLU12/466566-012	Brine
ZLU13/466566-013	Undertone
ZLU14/466566-014	Prelude
ZLU15/466566-015	Submerge
ZLU16/466566-016	Cypress
ZLU17/466566-017	Awash

Luce continued	
ZLU18/466566-018	Adriatic
ZLU19/466566-019	Province
ZLU20/466566-020	Virescent
ZLU21/466566-021	Nettle
ZLU22/466566-022	Agrarian
ZLU23/466566-023	Serpentine
ZLU24/466566-024	Laurel
ZLU25/466566-025	Clarion
ZLU26/466566-026	Gooseberry
ZLU27/466566-027	Swelter
ZLU28/466566-028	Etruscan
ZLU29/466566-029	Coulis
ZLU30/466566-030	Rubescient
ZLU31/466566-031	Akoya
ZLU32/466566-032	Radiant
ZLU33/466566-033	Regent
ZLU34/466566-034	Spectral
ZLU35/466566-035	Thistle

Tempo – Maharam	
Ancillary	
55" wide	
100% polyester	
Polyester backing	
26S01/466589-001	Chert
26S02/466589-002	Grandstand
26S03/466589-003	Restful
26S04/466589-004	Battleship
26S05/466589-005	Lavender
26S06/466589-006	Dockside
26S07/466589-007	Swimming
26S08/466589-008	Ambience
26S09/466589-009	Adornment
26S10/466589-010	Remedy
26S11/466589-011	Fang
26S12/466589-012	Inshore
26S13/466589-013	Camouflage
26S14/466589-014	Mesclun
26S15/466589-015	Farmland
26S16/466589-016	Tadpole
26S17/466589-017	Purr
26S18/466589-018	Snowman
26S19/466589-019	Beehive
26S20/466589-020	Gazelle
26S21/466589-021	Shiitake
26S22/466589-022	Flaxseed
26S23/466589-023	Crawdad
26S24/466589-024	Flowery
26S25/466589-025	Burgundy
26S26/466589-026	Rangoli
26S27/466589-027	Petunia
26S28/466589-028	Campsite

Whim	
Ancillary	
54" wide	
34% viscose	
33% acrylic	
17% wool	
8% polyester	
9DA01	Warm White
9DA02	Rye
9DA03	Mustard Seed
9DA04	Terra Cotta
9DA05	Fir
9DA06	Navy
9DA07	Pewter

Appendix: Textile Colors

- Maharam textiles are on assigned lead times ^A.
- Fabric numbers are listed as Herman Miller fabric number/Maharam fabric number.

Textile Colors

continued

Price Category 9

Appendix: Textile Colors

Alpaca Mohair - Geiger Textile	
Ancillary	
54" wide	
63% alpaca	
21% cotton, 16% polyester	
18510	Dune
18511	Trench
18512	Vicuna
18570	Sepia
18571	Umber
18580	Fog
18581	Flannel
18582	Charcoal

Campana – Maharam	
Ancillary/Seating	
59" wide	
85% wool	
15% nylon	
ZC001/466571-001	Viverine
ZC002/466571-002	Lithograph
ZC003/466571-003	Moonscape
ZC004/466571-004	Brevity
ZC005/466571-005	Linear
ZC006/466571-006	Hinterland
ZC007/466571-007	Mural
ZC008/466571-008	Sloe
ZC009/466571-009	Interstellar
ZC010/466571-010	Mythology
ZC011/466571-011	Scintillate
ZC012/466571-012	Succession
ZC013/466571-013	Visceral
ZC014/466571-014	Hemisphere
ZC015/466571-015	Troposphere
ZC016/466571-016	Skye
ZC017/466571-017	Seaward
ZC018/466571-018	Nemorous
ZC019/466571-019	Allegory
ZC020/466571-020	Olivine
ZC021/466571-021	Reptilian
ZC022/466571-022	Basil
ZC023/466571-023	Fanleaf
ZC024/466571-024	Beachgrass
ZC025/466571-025	Hayfield

Campana continued	
ZC026/466571-026	Freesia
ZC027/466571-027	Rhodium
ZC028/466571-028	Undercoat
ZC029/466571-029	Airbrush
ZC030/466571-030	Shellfish
ZC031/466571-031	Mojave
ZC032/466571-032	Renaissance
ZC033/466571-033	Decoupage
ZC034/466571-034	Outback
ZC035/466571-035	Millipede

Gemma – Maharam	
Ancillary/Seating	
55" wide	
85% wool	
15% nylon	
ZGE01/466568-001	Crinoline
ZGE02/466568-002	Angelic
ZGE03/466568-003	Savory
ZGE04/466568-004	Honeycomb
ZGE05/466568-005	Gilded
ZGE06/466568-006	Paddleboat
ZGE07/466568-007	Stagecoach
ZGE08/466568-008	Waterbuck
ZGE09/466568-009	Earnest
ZGE10/466568-010	Auric
ZGE11/466568-011	Carmine
ZGE12/466568-012	Serape
ZGE13/466568-013	Ferric
ZGE14/466568-014	Canyon
ZGE15/466568-015	Alembic
ZGE16/466568-016	Patio
ZGE17/466568-017	Sorrel
ZGE18/466568-018	Root

Gemma continued	
ZGE19/466568-019	Mansion
ZGE20/466568-020	Buff
ZGE21/466568-021	Starch
ZGE22/466568-022	Dawn
ZGE23/466568-023	Countryside
ZGE24/466568-024	Dewy
ZGE25/466568-025	Reliquary
ZGE26/466568-026	Deluge
ZGE27/466568-027	Overlay
ZGE28/466568-028	Electron
ZGE29/466568-029	Sheath
ZGE30/466568-030	Quietude
ZGE31/466568-031	Jargon
ZGE32/466568-032	Powder
ZGE33/466568-033	Tide
ZGE34/466568-034	Outwash
ZGE35/466568-035	Enamored
ZGE36/466568-036	Smitten
ZGE37/466568-037	Revere
ZGE38/466568-038	Mangosteen
ZGE39/466568-039	Allium
ZGE40/466568-040	Immense
ZGE41/466568-041	Chamber
ZGE42/466568-042	Cosmos
ZGE43/466568-043	Inkling
ZGE44/466568-044	Rainwater
ZGE45/466568-045	Shade
ZGE46/466568-046	Pendant
ZGE47/466568-047	Axial
ZGE48/466568-048	Fervent
ZGE49/466568-049	Legacy
ZGE50/466568-050	Caliber
ZGE51/466568-051	Temple
ZGE52/466568-052	Evenfall

Jasper - Maharam	
Ancillary/Seating	
53" wide	
55% wool	
27% solution-dyed nylon	
18% cotton	
ZJA01/466563-001	Thrill
ZJA02/466563-002	Anise
ZJA03/466563-003	Grapefruit
ZJA04/466563-004	Lifeguard
ZJA05/466563-005	Heartfelt
ZJA06/466563-006	Corsage
ZJA07/466563-007	Earthenware
ZJA08/466563-008	Bear
ZJA09/466563-009	Firelight
ZJA10/466563-010	Dreamcatcher
ZJA11/466563-011	Bobcat
ZJA12/466563-012	Glacial
ZJA13/466563-013	Vaporize
ZJA14/466563-014	Trapdoor
ZJA15/466563-015	Halcyon
ZJA16/466563-016	Observatory
ZJA17/466563-017	Steamboat
ZJA18/466563-018	Aquathlon
ZJA19/466563-019	Cloudless
ZJA20/466563-020	Briny
ZJA21/466563-021	Magical
ZJA22/466563-022	Picnic
ZJA23/466563-023	Herbage
ZJA24/466563-024	Pasture
ZJA25/466563-025	Courtyard
ZJA26/466563-026	Leapfrog

Price category 9 continued on next page

- Maharam textiles are on assigned lead times [A](#).
- Fabric numbers are listed as Herman Miller fabric number/Maharam fabric number.

Textile Colors

continued

Price Category 9

continued

Leather

Ancillary/Seating
approx. 50 sq. ft. per hide
100% leather

2101	Ivory
2109	Black *
2110	Smoke
2111	Graphite
2112	Khaki
2113	Rattan
2114	Truffle
2115	Alpine
2116	Haze
2117	Sable Grey
2118	Dark Mineral **
2119	Dark Carbon ***
2120	Cranberry
2121	Deep Sea

* Armpad color available on Aeron® Chair, Graphite.

** Armpad color available on Aeron Chair, Mineral.

*** Armpad color available on Aeron Chair, Carbon.

Price Category 10

Bristol Leather - Geiger Textile

Ancillary
approx. 55 sq. ft. per hide
100% leather

5-507	Black
5-511	Putty
5-519	Hunter
5-520	White
5-521	Ivory
5-522	Parchment
5-537	Caribbean
5-546	Pumice
5-547	Smoke
5-548	Charcoal
5-549	Dark Shale
5-556	Downtown Grey
5-557	City Night
5-559	Ash Grey
5-563	Champagne
5-564	Chestnut Brown
5-565	Dark Sienna
5-566	Earthen
5-567	Desert
5-568	British Green
5-579	Paris Blue
5-583	Atlantic
5-592	Camel
5-594	Taupe
5-597	Pure *
5-598	Cream
5-600	Midnight Blue
5-603	Sangria
5-604	Swiss Red
5-605	Nordic Yellow
5-606	Sky Grey
5-608	Natural

* Color not available on Saiba Chair.

Firma – Maharam

Ancillary/Seating
55" wide
78% wool
22% nylon

3KH01/466582-001	Wrath
3KH02/466582-002	Pantomime
3KH03/466582-003	Shaded
3KH04/466582-004	Prologue
3KH05/466582-005	Framework
3KH06/466582-006	Railroad
3KH07/466582-007	Grommet
3KH08/466582-008	Lunisolar
3KH09/466582-009	Snowpack
3KH10/466582-010	Coldsnap
3KH11/466582-011	Sealift
3KH12/466582-012	Brood
3KH13/466582-013	Intertidal
3KH14/466582-014	Confide
3KH15/466582-015	Secluded
3KH16/466582-016	Leisure
3KH17/466582-017	Portfolio
3KH18/466582-018	Strato
3KH19/466582-019	Fogbow
3KH20/466582-020	Snowcone
3KH21/466582-021	Kazoo
3KH22/466582-022	Esteem
3KH23/466582-023	Mackerel
3KH24/466582-024	Brooch
3KH25/466582-025	Caesious
3KH26/466582-026	Islet
3KH27/466582-027	Biosphere
3KH28/466582-028	Hilltop
3KH29/466582-029	Arboreal
3KH30/466582-030	Lineage
3KH31/466582-031	Comfrey
3KH32/466582-032	Circe
3KH33/466582-033	Ecosystem
3KH34/466582-034	Knack
3KH35/466582-035	Watt
3KH36/466582-036	Epiphany
3KH37/466582-037	Gamma
3KH38/466582-038	Taxicab
3KH39/466582-039	Varietal
3KH40/466582-040	Tale

Firma continued

3KH41/466582-041	Elemental
3KH42/466582-042	Cuff
3KH43/466582-043	Emu
3KH44/466582-044	Tempeh
3KH45/466582-045	Tephra
3KH46/466582-046	Shellac
3KH47/466582-047	Emporium
3KH48/466582-048	Keratin
3KH49/466582-049	Camwood
3KH50/466582-050	Gloam
3KH51/466582-051	Novela
3KH52/466582-052	Fruitpunch
3KH53/466582-053	Decant
3KH54/466582-054	Milkshake
3KH55/466582-055	Metaphysic
3KH56/466582-056	Carafe
3KH57/466582-057	Voyager
3KH58/466582-058	Tenebrous
3KH59/466582-059	Subtext
3KH60/466582-060	Silent

Gemma Multi – Maharam

Ancillary/Seating
55" wide
85% wool
15% nylon

ZGF01/466569-001	Andromeda
ZGF02/466569-002	Dappled
ZGF03/466569-003	Lyra
ZGF04/466569-004	Flaunt
ZGF05/466569-005	Celluloid
ZGF06/466569-006	Hydrozoa
ZGF07/466569-007	Firefly
ZGF08/466569-008	Pisces
ZGF09/466569-009	Strath
ZGF10/466569-010	Erosion
ZGF11/466569-011	Cabaret
ZGF12/466569-012	Candytuft
ZGF13/466569-013	Juice
ZGF14/466569-014	Fairground
ZGF15/466569-015	Copperplate
ZGF16/466569-016	Sunbird
ZGF17/466569-017	Cinematic
ZGF18/466569-018	Clairvoyant

- Maharam textiles are on assigned lead times A.
- Fabric numbers are listed as Herman Miller fabric number/Maharam fabric number.

Price category 10 continued on next page

Textile Colors

continued

Price Category 10

continued

Appendix: Textile Colors

Gemma Multi continued	Gemma Multi Reverse – Maharam	Gemma Multi Reverse continued	Gemma Multi Reverse continued
ZGF19/466569-019 Crocus	Ancillary/Seating	ZGF78/466569-121 Roulette	ZGFA0/466569-143 Percolate
ZGF20/466569-020 Memoir	55" wide	Reverse	Reverse
ZGF21/466569-021 Roulette	85% wool	ZGF79/466569-122 Voltaic	ZGFA1/466569-144 Motor
ZGF22/466569-022 Voltaic	15% nylon	Reverse	Reverse
ZGF23/466569-023 Compote	ZGF58/466569-101 Andromeda	ZGF80/466569-123 Compote	ZGFA2/466569-145 Unicorn
ZGF24/466569-024 Lambent	Reverse	Reverse	Reverse
ZGF25/466569-025 Twister	ZGF59/466569-102 Dappled	ZGF81/466569-124 Lambent	ZGFA3/466569-146 Lobster
ZGF26/466569-026 Chronicle	Reverse	Reverse	Reverse
ZGF27/466569-027 Sidereal	ZGF60/466569-103 Lyra	ZGF82/466569-125 Twister	ZGFA4/466569-147 Rhododendron
ZGF28/466569-028 Tanzanite	Reverse	Reverse	Reverse
ZGF29/466569-029 Crystalize	ZGF61/466569-104 Flaunt	ZGF83/466569-126 Chronicle	ZGFA5/466569-148 Taffy
ZGF30/466569-030 Chromium	Reverse	Reverse	Reverse
ZGF31/466569-031 Pallium	ZGF62/466569-105 Celluloid	ZGF84/466569-127 Sidereal	ZGFA6/466569-149 Rishi
ZGF32/466569-032 Spectre	Reverse	Reverse	Reverse
ZGF33/466569-033 Courgette	ZGF63/466569-106 Hydrozoa	ZGF85/466569-128 Tanzanite	ZGFA7/466569-150 Backcountry
ZGF34/466569-034 Viper	Reverse	Reverse	Reverse
ZGF35/466569-035 Sunlit	ZGF64/466569-107 Firefly	ZGF86/466569-129 Crystalize	ZGFA8/466569-151 Buckthorn
ZGF36/466569-036 Heavenly	Reverse	Reverse	Reverse
ZGF37/466569-037 Vernal	ZGF65/466569-108 Pisces	ZGF87/466569-130 Chromium	ZGFA9/466569-152 Coniferous
ZGF38/466569-038 Cress	Reverse	Reverse	Reverse
ZGF39/466569-039 Limn	ZGF66/466569-109 Strath	ZGF88/466569-131 Pallium	ZGFB0/466569-153 Delphic
ZGF40/466569-040 Horseradish	Reverse	Reverse	Reverse
ZGF41/466569-041 Shandy	ZGF67/466569-110 Erosion	ZGF89/466569-132 Spectre	ZGFB1/466569-154 Hieroglyph
ZGF42/466569-042 Granary	Reverse	Reverse	Reverse
ZGF43/466569-043 Percolate	ZGF68/466569-111 Cabaret	ZGF90/466569-133 Courgette	ZGFB2/466569-155 Eiderdown
ZGF44/466569-044 Motor	Reverse	Reverse	Reverse
ZGF45/466569-045 Unicorn	ZGF69/466569-112 Candytuft	ZGF91/466569-134 Viper	ZGFB3/466569-157 Tanager
ZGF46/466569-046 Lobster	Reverse	Reverse	Reverse
ZGF47/466569-047 Rhododendron	ZGF70/466569-113 Juice	ZGF92/466569-135 Sunlit	
ZGF48/466569-048 Taffy	Reverse	Reverse	
ZGF49/466569-049 Rishi	ZGF71/466569-114 Fairground	ZGF93/466569-136 Heavenly	Petra - Maharam
ZGF50/466569-050 Backcountry	Reverse	Reverse	Ancillary/Seating
ZGF51/466569-051 Buckthorn	ZGF72/466569-115 Copperplate	ZGF94/466569-137 Vernal	55" wide
ZGF52/466569-052 Coniferous	Reverse	Reverse	70% wool
ZGF53/466569-053 Delphic	ZGF73/466569-116 Sunbird	ZGF95/466569-138 Cress	19% linen
ZGF54/466569-054 Hieroglyph	Reverse	Reverse	11% nylon
ZGF55/466569-055 Eiderdown	ZGF74/466569-117 Cinematic	ZGF96/466569-139 Limn	ZP401/466580-001 Hieroglyph
ZGF56/466569-056 Sandbar	Reverse	Reverse	ZP402/466580-002 Interior
ZGF57/466569-057 Tanager	ZGF75/466569-118 Clairvoyant	ZGF97/466569-140 Horseradish	ZP403/466580-003 Samovar
	Reverse	Reverse	ZP404/466580-004 Calcite
	ZGF76/466569-119 Crocus	ZGF98/466569-141 Shandy	ZP405/466580-005 Silversmith
	Reverse	Reverse	ZP406/466580-006 Rivet
	ZGF77/466569-120 Memoir	ZGF99/466569-142 Granary	ZP407/466580-007 Carpolite
	Reverse	Reverse	ZP408/466580-008 Bonbon

- Maharam textiles are on assigned lead times **A**.
- Fabric numbers are listed as Herman Miller fabric number/Maharam fabric number.

Price category 10 continued on next page

Textile Colors

continued

Price Category 10

continued

Petra continued	
ZP409/466580-009	Dreamy
ZP410/466580-010	Bejewel
ZP411/466580-011	Sashimi
ZP412/466580-012	Spirula
ZP413/466580-013	Chalet
ZP414/466580-014	Reindeer
ZP415/466580-015	Nostalgia
ZP416/466580-016	Trove
ZP417/466580-017	Narcissus
ZP418/466580-018	Yurt
ZP419/466580-019	Congee
ZP420/466580-020	Genepy
ZP421/466580-021	Herbaceous
ZP422/466580-022	Paddock
ZP423/466580-023	Precious
ZP424/466580-024	Biome
ZP425/466580-025	Tinted
ZP426/466580-026	Pelagic
ZP427/466580-027	Bluebill
ZP428/466580-028	Chicory
ZP429/466580-029	Eaglet
ZP430/466580-030	Permafrost
ZP431/466580-031	Atlantic
ZP432/466580-032	Airstream
ZP433/466580-033	Debonair

Superweave - Maharam	
Ancillary	
54" wide	
75% polyester	
25% cotton	
Z2203/466241-005	Sienna
Z2204/466241-002	Ochre
Z2207/466241-004	Marine
Z2208/466241-003	Olive
Z2220/466241-001	Orange and Pink

Price Category 11

Prone Leather - Maharam	
Ancillary	
approx. 50 sq. ft. per hide	
100% leather	
protective top coat	
1NX01/700020-001	Lotus
1NX02/700020-002	Timbre
1NX03/700020-003	Essence
1NX04/700020-004	Script
1NX05/700020-005	Gambit
1NX06/700020-006	Obsidian
1NX07/700020-007	Sail
1NX09/700020-009	Vine
1NX10/700020-010	Yarrow
1NX13/700020-013	Balsa
1NX14/700020-014	Shore
1NX15/700020-015	Bricolage
1NX17/700020-017	Ledge
1NX19/700020-019	Mantra
1NX20/700020-020	Java
1NX21/700020-021	Lute
1NX22/700020-022	Glow
1NX23/700020-023	Hickory

Tenera Leather - Geiger Textile	
Ancillary	
approx. 55 sq. ft. per hide	
100% leather	
17501	Cement
17502	Marzipan
17503	Sunglow
17504	Raw Sienna
17505	Maple
17506	Poppy
17507	Salsa
17508	Cranberry
17509	Burnt Sienna
17510	Dark Chocolate
17511	Black
17512	Carbon
17513	Sapphire

Price Category 12-13

No fabrics available at this time.

Price Category 14

Lanalux - Maharam	
Ancillary	
54" wide	
100% wool	
Z1375/466240-005	Black/White
Z1378/466240-006	Olive/Black
Z1380/466240-001	Natural
Z1383/466240-002	Umber
Z1384/466240-007	Natural/Black
Z1386/466240-003	Orange
Z1387/466240-004	Crimson

Appendix: Textile Colors

- Maharam textiles are on assigned lead times [A](#).
- Fabric numbers are listed as Herman Miller fabric number/Maharam fabric number.

Textile Colors

continued

Price Category A

No fabrics available at this time.

Price Category B

Medium – Maharam

Ancillary/Seating/Workspaces
54" wide
100% polyester

VM01/463490-001	Raven
VM02/463490-002	Smoke
VM03/463490-003	Alloy
VM04/463490-004	Flax
VM07/463490-007	Espresso
VM14/463490-014	Laser
VM16/463490-016	Port
VM22/463490-022	Marina
VM29/463490-029	Pistachio
VM32/463490-032	Prospect
VM36/463490-036	Delight
VM39/463490-039	Nautical
VM40/463490-040	Pool
VM44/463490-044	Washed
VM45/463490-045	Sculpture
VM46/463490-046	Thatched
VM47/463490-047	Hike
VM48/463490-048	Tangle
VM49/463490-049	Pacific
VM50/463490-050	Cosmic
VM51/463490-051	Cascade
VM52/463490-052	Blackberry
VM53/463490-053	Nasturtium

Messenger – Maharam

Ancillary/Seating/Workspaces
54" wide
78% post-industrial recycled polyester
15% polyester, 7% nylon

TI07/458640-007	Shadow
TI08/458640-008	Bayou *
TI24/458640-024	Poppy
TI25/458640-025	Mao
TI29/458640-029	Onyx *
TI31/458640-031	Cloud *
TI38/458640-038	Depth *
TI40/458640-040	Nile *
TI41/458640-041	Azure *
TI45/458640-045	Cactus *
TI46/458640-046	Ice * **
TI48/458640-048	Neon
TI50/458640-050	Hydrangea
TI53/458640-053	Tangelo
TI54/458640-054	Lumine *
TI58/458640-058	Snow ** ***
TI60/458640-060	Peridot
TI61/458640-061	Capri *
TI62/458640-062	Ultramarine
TI63/458640-063	Squall
TI66/458640-066	Cassis
TI67/458640-067	Aster

Messenger continued

TI69/458640-069	Cherry
TI70/458640-070	Vibrant
TI71/458640-071	Satsuma *
TI72/458640-072	Maize
TI76/458640-076	Fossil
TI77/458640-077	Ash
TI78/458640-078	Tusk
TI79/458640-079	Oyster **
TI81/458640-081	Husk
TI84/458640-084	Robust
TI85/458640-085	Beyond
TI86/458640-086	Voyage *
TI87/458640-087	Everglade
TI89/458640-089	Blanch ***
TI90/458640-090	Longspur
TI91/458640-091	Vireo
TI92/458640-092	Dipper
TI93/458640-093	Gale
TI94/458640-094	Hunter
TI95/458640-095	Lime
TI96/458640-096	Apple
TI97/458640-097	Krill
TI98/458640-098	Catalyst

* Colors available on 20-day lead time.

** Colors not available on Eames Molded Fiberglass and Molded Plastic Side Chairs.

*** Colors not available on Valor Seating.

- Maharam textiles are on assigned lead times [A](#).
- Fabric numbers are listed as Herman Miller fabric number/Maharam fabric number.

Textile Colors

continued

Price Category C

Manner - Maharam

Ancillary/Seating/Workspaces 54" wide 65% post-industrial recycled polyester 35% post-consumer recycled polyester
Z2701/466177-001 Magic
Z2702/466177-002 Carob
Z2703/466177-003 Porpoise
Z2704/466177-004 Flint
Z2705/466177-005 Hush *
Z2706/466177-006 Nuance
Z2711/466177-011 Ember
Z2712/466177-012 Wagon
Z2713/466177-013 Ablaze
Z2714/466177-014 Peel
Z2716/466177-016 Butterscotch
Z2717/466177-017 Harvest
Z2720/466177-020 Parakeet
Z2722/466177-022 Aquatic
Z2723/466177-023 Cottage
Z2724/466177-024 Dahlia
Z2725/466177-025 Vivid
Z2726/466177-026 Basin
Z2727/466177-027 Schooner
Z2728/466177-028 Slope
Z2729/466177-029 Silverpoint
Z2730/466177-030 Lattice
Z2731/466177-031 Smoky
Z2732/466177-032 Magnetic
Z2733/466177-033 Woad
Z2734/466177-034 Resolute
Z2735/466177-035 Cruise
Z2736/466177-036 Atmospheric
Z2737/466177-037 Cloudburst
Z2738/466177-038 Tidewater
Z2739/466177-039 Firth
Z2740/466177-040 Oceanside
Z2741/466177-041 Grandeur
Z2742/466177-042 Comfort
Z2743/466177-043 Dill
Z2744/466177-044 Poplar
Z2745/466177-045 Citronella
Z2746/466177-046 Passerine

Manner continued

Z2747/466177-047 Southwest
Z2748/466177-048 Roseate
Z2749/466177-049 Charisma
Z2750/466177-050 Siltstone
Z2751/466177-051 Kimono
Z2752/466177-052 Valiant
Z2753/466177-053 Baroness

* Color not available on Eames Aluminum Group, Executive Chairs, Upholstered Molded Plywood Chairs, and Sofa Compact.

Merit - Maharam

Ancillary/Seating 54" wide 76% post-industrial recycled polyester 24% polyester PFOA-Free stain resistant
88Z01/466444-001 Trickle
88Z02/466444-002 Beluga
88Z03/466444-003 Gunmetal
88Z04/466444-004 Blackout
88Z05/466444-005 Superior
88Z06/466444-006 Ocean
88Z07/466444-007 Highborn
88Z08/466444-008 Immersed
88Z09/466444-009 Rainfall
88Z10/466444-010 Blizzard
88Z11/466444-011 Poolside
88Z12/466444-012 Steel
88Z13/466444-013 Zircon
88Z14/466444-014 Ripple
88Z15/466444-015 Aegean
88Z16/466444-016 Armada
88Z17/466444-017 Hedera
88Z18/466444-018 Rainforest
88Z19/466444-019 Gator
88Z20/466444-020 Vineyard
88Z21/466444-021 Pine
88Z22/466444-022 Kiwi
88Z23/466444-023 Kookaburra

Merit continued

88Z24/466444-024 Bellini
88Z25/466444-025 Sunflower
88Z26/466444-026 Sandstorm
88Z27/466444-027 Mudder
88Z28/466444-028 Lynx
88Z29/466444-029 Farro
88Z30/466444-030 Manila
88Z31/466444-031 Starfish
88Z32/466444-032 Brass
88Z33/466444-033 Arrow
88Z34/466444-034 Gelato
88Z35/466444-035 Nectarine
88Z36/466444-036 Macaron
88Z37/466444-037 Alert
88Z38/466444-038 Goji
88Z39/466444-039 Cabernet
88Z40/466444-040 Eggplant
88Z41/466444-041 Hawk
88Z42/466444-042 Stag
88Z43/466444-043 Overcast

Metric - Maharam

Ancillary/Seating/Workspaces 54" wide 51% post-industrial recycled polyester 49% polyester
Z302/466014-002 Fog
Z303/466014-003 Fleece
Z312/466014-012 Cardinal
Z313/466014-013 Lava
Z318/466014-018 Pollen
Z320/466014-020 Alligator
Z323/466014-023 Tar
Z324/466014-024 Anchor
Z326/466014-026 Admiral
Z327/466014-027 Seaport
Z328/466014-028 Scuba
Z329/466014-029 Skate
Z330/466014-030 Hopscotch
Z331/466014-031 Film
Z332/466014-032 Whale
Z333/466014-033 Downpour
Z334/466014-034 Midday

Metric continued

Z335/466014-035 Talisman
Z336/466014-036 Hedgerow
Z337/466014-037 Snorkel
Z338/466014-038 Highway
Z339/466014-039 Canary
Z340/466014-040 Sunny
Z341/466014-041 Aztec
Z342/466014-042 Fruit
Z343/466014-043 Galah
Z344/466014-044 Kiln
Z345/466014-045 Moth

Murmur - Maharam

Ancillary/Seating 55" wide 100% polyester PFOA-Free stain resistant
8EY01/466446-001 Gust
8EY02/466446-002 Harmonica
8EY03/466446-003 Canary
8EY04/466446-004 Dim
8EY05/466446-005 Peppercorn
8EY06/466446-006 Cauldron
8EY07/466446-007 Conquer
8EY08/466446-008 Rapids
8EY09/466446-009 Seawater
8EY10/466446-010 Baby
8EY11/466446-011 Elderberry
8EY12/466446-012 Iceberg
8EY13/466446-013 Tallgrass
8EY14/466446-014 Underground
8EY15/466446-015 Biome
8EY16/466446-016 Cask
8EY17/466446-017 Argan
8EY18/466446-018 Sundown
8EY19/466446-019 Ignite
8EY20/466446-020 Sultry
8EY21/466446-021 Sangria

- Maharam textiles are on assigned lead times [A](#).
- Fabric numbers are listed as Herman Miller fabric number/Maharam fabric number.

Textile Colors

continued

Appendix: Textile Colors

Price Category D

Bluff - Maharam
Ancillary/Seating
54" wide
100% polyurethane
Ink-resistant protective top coat
Polyester backing
81801/466489-001 Loom
81802/466489-002 Helm
81803/466489-003 Cruller
81804/466489-004 Folklore
81805/466489-005 Beguile
81806/466489-006 Sherpa
81807/466489-007 Teleport
81808/466489-008 Annex
81809/466489-009 Lorimer
81810/466489-010 Cinema
81811/466489-011 Zip
81812/466489-012 Coach
81813/466489-013 Supernova
81814/466489-014 Pirate
81815/466489-015 Academy
81816/466489-016 Disco
81817/466489-017 Equator
81818/466489-018 Brink
81819/466489-019 Scene
81820/466489-020 Petrichor
81821/466489-021 Exotic
81822/466489-022 Fauna
81823/466489-023 Calabash
81824/466489-024 Fuscous
81825/466489-025 Wildling
81826/466489-026 Blitz
81827/466489-027 Allspice
81828/466489-028 Lumos
81829/466489-029 Pilot
81830/466489-030 Jukebox
81831/466489-031 Dugout
81832/466489-032 Claret
81833/466489-033 Flamenco

Mode – Maharam
Ancillary/Seating/Workspaces
54" wide
80% post-consumer recycled polyester
20% polyester
PFOA-Free stain resistant finish
ZMD01/466337-001 Stroll
ZMD02/466337-002 Intaglio
ZMD03/466337-003 Ominous
ZMD04/466337-004 Machine
ZMD05/466337-005 Talus
ZMD06/466337-006 Marsh
ZMD07/466337-007 Hollow
ZMD08/466337-008 Sycamore
ZMD09/466337-009 Clavicle
ZMD10/466337-010 Billygoat
ZMD11/466337-011 Spindle
ZMD12/466337-012 Lemon
ZMD13/466337-013 Oxeye
ZMD14/466337-014 Henge
ZMD15/466337-015 Goldenrod
ZMD16/466337-016 Cottontail
ZMD17/466337-017 Lioness
ZMD18/466337-018 Oriole
ZMD19/466337-019 Rust
ZMD20/466337-020 Carotene
ZMD21/466337-021 Blush
ZMD22/466337-022 Vermilion
ZMD23/466337-023 Alder
ZMD24/466337-024 Kermes
ZMD25/466337-025 Barberrry
ZMD26/466337-026 Petal
ZMD27/466337-027 Valley
ZMD28/466337-028 Odyssey
ZMD29/466337-029 Ballpoint
ZMD30/466337-030 Toile
ZMD31/466337-031 Paradise

Mode continued
ZMD32/466337-032 Angelfish
ZMD33/466337-033 Denim
ZMD34/466337-034 Crush
ZMD35/466337-035 Jetty
ZMD36/466337-036 Saltwater
ZMD37/466337-037 Mallard
ZMD38/466337-038 Celtic
ZMD39/466337-039 Eucalyptus
ZMD40/466337-040 Bonsai
ZMD41/466337-041 Sassafras
ZMD42/466337-042 Yucca
ZMD43/466337-043 Lichen

Spiral - Maharam
Workspaces
66" wide
100% polyester
ZS301/901882-001 Chalk
ZS303/901882-003 Wheat
ZS304/901882-004 Mica
ZS305/901882-005 Pavement
ZS306/901882-006 Graphite

Price Category E

Article – Maharam
Ancillary/Seating
54" wide
100% vinyl
ZAT08/458600-008 Marina
ZAT13/458600-013 Flume
ZAT14/458600-014 Storm
ZAT15/458600-015 Toast
ZAT19/458600-019 Fleece
ZAT22/458600-022 Stone
ZAT26/458600-026 Mercury
ZAT29/458600-029 Bluegrass
ZAT31/458600-031 Truffle
ZAT32/458600-032 Gravel
ZAT33/458600-033 Value
ZAT34/458600-034 Tint
ZAT35/458600-035 Snowflake
ZAT36/458600-036 Chalice
ZAT37/458600-037 Trail
ZAT38/458600-038 Pyramid
ZAT39/458600-039 Desert
ZAT40/458600-040 Lei
ZAT41/458600-041 Rouge
ZAT42/458600-042 Karma
ZAT43/458600-043 Opal
ZAT44/458600-044 Periwinkle
ZAT45/458600-045 Vampire
ZAT46/458600-046 Surf
ZAT47/458600-047 Plumage

Price category E continued on next page

- Maharam textiles are on assigned lead times [A](#).
- Fabric numbers are listed as Herman Miller fabric number/Maharam fabric number.

Textile Colors

continued

Price Category E

continued

Flock - Maharam
Workspaces
63" wide
100% polyester
ZF301/901892-001 Calm
ZF302/901892-002 Course
ZF303/901892-003 Highlight
ZF305/901892-005 Poppy
ZF306/901892-006 Briefcase
ZF307/901892-007 Monkstrap
ZF308/901892-008 Quag
ZF309/901892-009 Pistachio
ZF310/901892-010 Froth
ZF311/901892-011 Celadon
ZF312/901892-012 Highsea
ZF313/901892-013 China
ZF314/901892-014 Victorian
ZF315/901892-015 Commander
ZF316/901892-016 Raven
ZF317/901892-017 Aluminum

Micro – Maharam
Ancillary
54" wide
100% vinyl
ZMB01/466099-001 Muslin
ZMB04/466099-004 Basalt
ZMB06/466099-006 Phantom
ZMB07/466099-007 Depth
ZMB08/466099-008 Cottage
ZMB09/466099-009 Hunter
ZMB11/466099-011 Tomatillo
ZMB12/466099-012 Brew
ZMB14/466099-014 Tang
ZMB15/466099-015 Risk

Parallel – Maharam
Workspaces
66" wide
100% recycled polyester
TT03/901180-003 Fog
TT22/901180-022 Sterling
TT23/901180-023 Linen
TT24/901180-024 Pea
TT27/901180-027 Boulder
TT28/901180-028 Stream
TT29/901180-029 Shiitake
TT32/901180-032 Brandy
TT33/901180-033 Crater
TT36/901180-036 Quail

Price Category F

Apt – Maharam
Ancillary/Seating
54" wide
100% polyurethane/silicone
Ink-resistant protective top coat
Polyester backing
82T12/466392-012 Iris
82T13/466392-013 Nocturnal
82T14/466392-014 Fluid
82T15/466392-015 Eden
82T16/466392-016 Galactic
82T17/466392-017 Shoreline
82T18/466392-018 Jade
82T19/466392-019 Garden
82T20/466392-020 Botanic
82T21/466392-021 Chartreuse
82T23/466392-023 Lyric
82T24/466392-024 Turmeric
82T25/466392-025 Bengal
82T26/466392-026 Core
82T27/466392-027 Mantle
82T28/466392-028 Sorbet
82T32/466392-032 Oak
82T33/466392-033 Castle
82T34/466392-034 Follow
82T35/466392-035 Elixir
82T36/466392-036 Charm
82T37/466392-037 Descend
82T38/466392-009 Sketch
82T39/466392-010 Glacier
82T40/466392-031 Fortress
82T41/466392-030 Lotus
82T42/466392-001 Coconut
82T43/466392-011 Cobblestone
82T44/466392-029 Bloom
82T45/466392-022 Crepe
82T46/466392-006 Hickory
82T47/466392-007 Constellation
82T48/466392-008 Labyrinth
82T49/466392-002 Vibe
82T50/466392-003 Stampede
82T51/466392-004 Lumber
82T52/466392-005 Gingerbread

Brindle - Maharam
Ancillary/Seating
58" wide
100% polyester
PFOA-free stain resistant
Acrylic backing
87101/466418-001 Calico
87102/466418-002 Mauve
87103/466418-003 Torch
87104/466418-004 Burnt
87105/466418-005 Barn
87106/466418-006 Pharaoh
87107/466418-007 Sandbur
87108/466418-008 Jungle
87109/466418-009 Inland
87110/466418-009 Seagrass
87111/466418-009 Watercolor
87112/466418-009 Aquarium
87113/466418-009 Drill

Chime - Maharam
Ancillary
54" wide
100% vinyl
V9M3/465350-003 Morel
V9MB/465350-011 Tranquil
V9M/465350-020 Slate
V9MV/465350-031 Verve
V9MW/465350-032 Understory

Price category F continued on next page

- Maharam textiles are on assigned lead times [A](#).
- Fabric numbers are listed as Herman Miller fabric number/Maharam fabric number.

Textile Colors

continued

Price Category F

continued

Conduit - Maharam	
Ancillary/Seating	
58" wide	
100% polyester	
PFOA-free stain resistant	
Acrylic backing	
87Z01/466428-001	Space
87Z02/466428-002	Syrup
87Z03/466428-003	Nimbus
87Z04/466428-004	Greystone
87Z05/466428-005	Fawn
87Z06/466428-006	Ghost
87Z07/466428-007	Caribbean
87Z08/466428-008	Canal
87Z09/466428-009	Bonfire

Emit – Maharam	
Workspaces	
54" wide	
55% post-industrial recycled polyester	
45% post-consumer recycled polyester	
PFOA-free stain resistant	
8EX01/466378-001	Wed
8EX02/466378-002	Zebra
8EX03/466378-003	Chiffon
8EX05/466378-005	Nectar
8EX06/466378-006	Elk
8EX08/466378-008	Goldenrod
8EX09/466378-009	Beached
8EX10/466378-010	Samba
8EX11/466378-011	Nest
8EX14/466378-014	Groove
8EX17/466378-017	Haiku
8EX18/466378-018	Bluefin
8EX19/466378-019	Flow
8EX20/466378-020	Xenon
8EX21/466378-021	Artem
8EX22/466378-022	Zen
8EX25/466378-025	Limeade

Instill – Maharam	
Ancillary/Seating	
54" wide	
100% polyurethane	
Ink-resistant protective top coat	
Polyester backing	
74M01/466351-001	Page
74M02/466351-002	Limestone
74M03/466351-003	Bobwhite
74M04/466351-004	Loafer
74M07/466351-007	Shaker
74M08/466351-008	Doe
74M09/466351-009	Ride
74M10/466351-010	Squire
74M11/466351-011	Tannin
74M12/466351-012	Vitis
74M14/466351-014	Quail
74M15/466351-015	Brittanic
74M16/466351-016	Narwhal
74M18/466351-018	Stowaway
74M19/466351-019	Koala
74M20/466351-020	Dorsal
74M21/466351-021	Stealth

Keen - Maharam	
Ancillary/Seating	
54" wide	
61% polyester	
39% polyolefin	
PFOA-Free stain resistant	
Acrylic backing	
89N01/466433-001	Gaur
89N02/466433-002	Lock
89N03/466433-003	Elk
89N04/466433-004	Oatmeal
89N05/466433-005	Lakefront
89N06/466433-006	Argent
89N07/466433-007	Coyote
89N08/466433-008	Eventide
89N09/466433-009	Canal
89N10/466433-010	Rosemary
89N11/466433-011	Herb
89N12/466433-012	Ruby
89N13/466433-013	Loganberry

Ledger – Maharam	
Ancillary/Seating	
54" wide	
100% polyurethane	
V9G1/463770-001	001
V9G2/463770-002	002
V9G3/463770-003	003
V9G4/463770-004	004
V9GG/463770-017	017
V9GQ/463770-025	025
V9GS/463770-026	026
V9GU/463770-028	028
V9GV/463770-029	029
V9GW/463770-030	030
V9GX/463770-031	031
V9GY/463770-032	032
V9G18/463770-042	042
V9G19/463770-043	043
V9G20/463770-044	044
V9G21/463770-045	045
V9G22/463770-046	046

Loop - Maharam	
Ancillary/Seating	
57" wide	
48% post-industrial recycled polyester	
26% polyester	
26% post-consumer recycled polyester	
PFOA-Free stain resistant	
Acrylic Backing	
ZLL01/466469-001	Opossum
ZLL02/466469-002	Foundation
ZLL03/466469-003	Naval
ZLL04/466469-004	Buoyant
ZLL05/466469-005	Mockingbird
ZLL06/466469-006	Dynasty
ZLL07/466469-007	Zori
ZLL08/466469-008	Wildfire
ZLL09/466469-009	Floral
ZLL10/466469-010	Penguin

Multiply - Maharam	
Ancillary/Seating	
58" wide	
57% post-consumer recycled polyester	
43% post-industrial recycled polyester	
PFOA-Free stain resistant	
Acrylic Backing	
82A01/466341-001	Winter
82A02/466341-002	Encore
82A03/466341-003	Swing
82A04/466341-004	Contrast
82A05/466341-005	Sterling
82A06/466341-006	Daze
82A07/466341-007	Sway
82A08/466341-008	Sailor
82A09/466341-009	Mystique
82A10/466341-010	Deep
82A11/466341-011	Craft
82A12/466341-012	Town
82A13/466341-013	Limit
82A14/466341-014	Tamale

Pitch - Maharam	
Ancillary	
54" wide	
100% vinyl	
ZPC04/466186-004	Pollen
ZPC07/466186-007	Apple
ZPC11/466186-011	Voyage
ZPC12/466186-012	Turquoise
ZPC14/466186-014	Inlet
ZPC15/466186-015	Captain
ZPC16/466186-016	Aura
ZPC17/466186-017	Coastal
ZPC18/466186-018	Fog
ZPC19/466186-019	Coal
ZPC21/466186-021	Mulberry
ZPC24/466186-024	Flame
ZPC26/466186-026	Tumbleweed
ZPC29/466186-029	Subtle
ZPC30/466186-030	Buff

- Maharam textiles are on assigned lead times **A**.
- Fabric numbers are listed as Herman Miller fabric number/Maharam fabric number.

Price category F continued on next page

Textile Colors

continued

Price Category F

continued

Pepper - Maharam
Ancillary/Seating
58" wide
49% polyester
41% post-industrial recycled polyester
10% post-consumer recycled polyester
PFOA-Free stain resistant
Acrylic Backing
8LW01/466486-001 Dojo
8LW02/466486-002 Marengo
8LW03/466486-003 Harlequin
8LW04/466486-004 Pavlova
8LW06/466486-006 Achioté
8LW07/466486-007 Essence
8LW08/466486-008 Genome
8LW09/466486-009 Myriad
8LW10/466486-010 Terrarium

Scuba - Maharam
Ancillary
54" wide
100% polyurethane
V9B1/464930-001 Vanilla
V9B5/464930-005 Chinchilla
V9B6/464930-006 Mahogany
V9B7/464930-007 Jet
V9B8/464930-008 Charcoal
V9B9/464930-009 Dolphin
V9BA/464930-010 Drizzle
V9BC/464930-012 Conifer
V9BD/464930-013 Bottle
V9BF/464930-015 Tourmaline
V9BG/464930-016 Sapphire
V9BH/464930-017 Electric
V9BL/464930-020 Cabernet
V9BM/464930-021 Brick
V9BN/464930-022 Coral
V9BP/464930-023 Autumn

Strum - Maharam
Ancillary/Seating
54" wide
100% polyurethane with silane-based antimicrobial
Z3301/466122-001 Overcast
Z3302/466122-002 Ridge
Z3304/466122-004 Pigeon
Z3307/466122-007 Bur
Z3308/466122-008 Abalone
Z3312/466122-012 Lemongrass

Price Category G

Compound - Maharam
Ancillary/Seating
54" wide
100% polyurethane with silane-based antimicrobial
ZC201/466196-001 Quartz
ZC203/466196-003 Weathered
ZC204/466196-004 Cliff
ZC205/466196-005 Espresso
ZC206/466196-006 Smolder
ZC207/466196-007 Blaze
ZC208/466196-008 Mandarin
ZC209/466196-009 Maple
ZC210/466196-010 Perennial
ZC211/466196-011 Mountainside
ZC212/466196-012 Tundra
ZC213/466196-013 Manatee
ZC214/466196-014 Marine
ZC215/466196-015 Twilight
ZC216/466196-016 Shelter
ZC217/466196-017 Vessel
ZC218/466196-018 Smoke
ZC219/466196-019 Fog

Fluent Crypton - Maharam
Ancillary
54" wide
52% polyester
31% post-industrial recycled polyester
17% post-consumer recycled polyester
ZFC01/466073-001 Lynx
ZFC12/466073-012 Bayou
ZFC13/466073-013 Bottle
ZFC14/466073-014 Cadet
ZFC22/466073-022 Turf
ZFC24/466073-024 Steady

Fold - Maharam
Seating
54" wide
100% polyurethane
Polyester backing
ZF101/466292-001 Jet
ZF102/466292-002 Chalk
ZF103/466292-003 Smoke
ZF105/466292-005 Fatigue
ZF106/466292-006 Splash
ZF107/466292-007 Apple
ZF108/466292-008 Moss
ZF110/466292-010 Midnight

Gild - Maharam
Ancillary/Seating
54" wide
100% non-phthalate vinyl
Ink-resistant protective top coat
Polyester backing
8AR01/466432-005 Grapevine
8AR02/466432-009 Frosting
8AR03/466432-007 Smokey
8AR04/466432-003 Skylight
8AR05/466432-011 Sandstone
8AR06/466432-004 Hurricane
8AR07/466432-002 Wreath
8AR08/466432-001 Rainforest
8AR09/466432-012 Fudge
8AR10/466432-010 Lantern
8AR11/466432-006 Planet
8AR12/466432-008 Reflection

Price category G continued on next page

- Maharam textiles are on assigned lead times [A](#).
- Fabric numbers are listed as Herman Miller fabric number/Maharam fabric number.

Textile Colors

continued

Price Category G

continued

Pare – Maharam	
Ancillary/Seating	
54" wide	
52% wool	
26% polyester	
22% nylon	
PFOA-free stain resistant finish	
ZPR01/466359-001	Polaris
ZPR04/466359-004	Fresco
ZPR06/466359-006	Wink
ZPR07/466359-007	Concord
ZPR08/466359-008	Strawberry
ZPR09/466359-009	Solar
ZPR10/466359-010	Amulet
ZPR11/466359-011	Zest
ZPR12/466359-012	Elmwood
ZPR13/466359-013	Thyme
ZPR17/466359-017	Blueberry

Runner - Maharam	
Ancillary/Seating	
54" wide	
57% post-industrial recycled polyester	
43% post-consumer recycled polyester	
ZRF01/466108-001	Bluff
ZRF03/466108-003	Grove
ZRF04/466108-004	Starboard
ZRF05/466108-005	Plot
ZRF06/466108-006	Carousel

Sudden – Maharam	
Ancillary	
54" wide	
100% polyurethane	
ZSD02/463000-002	002
ZSD03/463000-003	003
ZSD05/463000-005	005
ZSD06/463000-006	006
ZSD07/463000-007	007
ZSD08/463000-008	008
ZSD09/463000-009	009
ZSD10/463000-010	010
ZSD11/463000-011	011
ZSD13/463000-013	013
ZSD15/463000-015	015
ZSD16/463000-016	016
ZSD17/463000-017	017
ZSD18/463000-018	018
ZSD19/463000-019	019
ZSD20/463000-020	020
ZSD24/463000-024	024
ZSD27/463000-027	027
ZSD36/463000-036	036

Price Category H

Anagram - Maharam	
Ancillary	
54" wide	
42% cotton	
32% polyester	
26% nylon	
ZAN01/466067-001	Quarry
ZAN02/466067-002	Hush
ZAN03/466067-003	Electric
ZAN04/466067-004	Range
ZAN05/466067-005	Settle

Circles – Maharam	
Ancillary/Seating	
55" wide	
70% cotton	
30% polyester	
ZT01/458310-001	Khaki
ZT02/458310-002	Fatigue
ZT03/458310-003	Document
ZT04/458310-004	Engine

Dot Pattern – Maharam	
Ancillary/Seating	
55" wide	
71% cotton	
29% polyester	
ZK01/458300-001	Document
ZK02/458300-002	Taupe
ZK04/458300-004	Red
ZK05/458300-005	Navy

Mechanism – Maharam	
Ancillary	
54" wide	
100% polyester	
ZMC01/465952-001	Mercury
ZMC10/465952-010	Pearl
ZMC11/465952-011	Bronze
ZMC13/465952-013	Titanium
ZMC15/465952-015	Tangerine
ZMC17/465952-017	Sprout

Mister – Maharam	
Ancillary	
54" wide	
67% solution-dyed acrylic	
33% solution-dyed polyester	
ZMG01/466178-001	Breeze
ZMG04/466178-004	Enliven
ZMG05/466178-005	Notice
ZMG06/466178-006	Azurite

Regatta – Maharam	
Ancillary	
54" wide	
65% solution-dyed acrylic	
35% solution-dyed polyester	
ZRT01/466189-001	Drift
ZRT02/466189-002	Parasol
ZRT04/466189-004	Swell

Small Dot Pattern – Maharam	
Ancillary/Seating	
55" wide	
71% cotton	
29% polyester	
ZL01/458320-001	Document
ZL02/458320-002	Sand
ZL03/458320-003	Khaki
ZL04/458320-004	Taupe
ZL05/458320-005	Charcoal
ZL06/458320-006	Document
	Reverse
ZL07/458320-007	Red
ZL08/458320-008	Yellow
ZL09/458320-009	Green

- Maharam textiles are on assigned lead times [A](#).
- Fabric numbers are listed as Herman Miller fabric number/Maharam fabric number.

Textile Colors

continued

Price Category I

Colorwheel – Maharam	
Ancillary	
54" wide	
62% cotton	
38% solution-dyed	
post-industrial recycled nylon	
ZCW02/466163-002	Pumice
ZCW03/466163-003	Viridian
ZCW06/466163-006	Charcoal
ZCW07/466163-007	Carbon

Cursive – Maharam	
Ancillary/Seating	
54" wide	
67% solution-dyed acrylic	
33% solution-dyed polyester	
PFOA-Free stain resistant	
7CW01/466335-001	Fast
7CW03/466335-003	Beachcomb
7CW05/466335-005	Swift
7CW07/466335-007	Inkwell
7CW08/466335-008	Rubber

Passage - Maharam	
Ancillary	
54" wide	
100% polyester	
59P01/466614-001	Mirage
59P02/466614-002	Poolside
59P03/466614-003	Cascade
59P04/466614-004	Lacinato
59P05/466614-005	Overstory
59P06/466614-006	Celadon
59P07/466614-007	Echo
59P08/466614-008	Bentonite
59P09/466614-009	Buttercup
59P10/466614-010	Maple
59P11/466614-011	Blossom
59P12/466614-012	Cloudberry
59P13/466614-013	Contessa
59P14/466614-014	Claret
59P15/466614-015	Katana

Study - Maharam	
Ancillary/Seating	
54" wide	
73% solution-dyed acrylic	
27% solution-dyed polyester	
ZSY01/466269-001	001
ZSY02/466269-002	002
ZSY03/466269-003	003
ZSY04/466269-004	004
ZSY05/466269-005	005

Tracery – Maharam	
Ancillary	
52" wide	
34% solution-dyed nylon	
26% wool	
21% polyester	
19% cotton	
acrylic backing	
PFOA-free stain resistant finish	
ZT501/466372-001	Birch
ZT502/466372-002	Sterling
ZT503/466372-003	Flint
ZT504/466372-004	Indigo
ZT505/466372-005	Arctic
ZT506/466372-006	Kelp
ZT507/466372-007	Melon
ZT508/466372-008	Poppy
ZT509/466372-009	Copper
ZT510/466372-010	Papaya
ZT511/466372-011	Sepia

Price Category J

Fluted Silk – Maharam	
Ancillary	
54" wide	
85% silk	
8% cotton	
7% acrylic	
ZFK02/465982-002	Tarnish
ZFK05/465982-005	Calm
ZFK06/465982-006	Flaxen
ZFK10/465982-010	Noticed
ZFK11/465982-011	Moody
ZFK12/465982-012	Constant
ZFK13/465982-013	Seed
ZFK14/465982-014	Eternal
ZFK15/465982-015	Honor
ZFK17/465982-017	Cranach
ZFK20/465982-020	Discreet

Mikado – Maharam	
Ancillary	
54" wide	
79% cotton	
21% polyester	
V1901/459330-001	Umber
V1902/459330-002	Orange
V1903/459330-003	Ultramarine
V1904/459330-004	Pink
V1905/459330-005	Sepia

Trestle - Maharam	
Ancillary	
54" wide	
36% acrylic	
32% wool	
23% cotton	
9% polyester	
3WG01/466613-001	Loam
3WG02/466613-002	Rift
3WG03/466613-003	Fuse
3WG04/466613-004	Cumulus
3WG05/466613-005	Strand
3WG06/466613-006	Pomelo
3WG07/466613-007	Tawny
3WG08/466613-008	Sunstone
3WG09/466613-009	Kindling
3WG10/466613-010	Sidecar
3WG11/466613-011	Beak
3WG12/466613-012	Ficus
3WG13/466613-013	Hinge
3WG14/466613-014	Bluefish
3WG15/466613-015	Oblivion

- Maharam textiles are on assigned lead times [A](#).
- Fabric numbers are listed as Herman Miller fabric number/Maharam fabric number.

Textile Colors

continued

Appendix: Textile Colors

Price Category K

Checker – Maharam	
Ancillary	
55" wide	
77% cotton	
23% polyester	
V1201/459830-001 Emerald Light/ Ivory	
V1204/459830-004 Ultramarine/ Emerald	
V1206/459830-007 Sienna Dark/ Khaki	
V1207/459830-008 Black/White	
V1209/459830-009 Ultramarine/ Turquoise	
V1210/459830-010 Blue Gray/ Emerald	
V1211/459830-011 Olive/Pink	
V1212/459830-012 Magenta/ Orange	
V1213/459830-013 Crimson/ Orange	
Checker Split – Maharam	
Ancillary	
55" wide	
77% cotton	
23% polyester	
V1301/460290-01 Black/White	
Double Triangles – Maharam	
Ancillary	
55" wide	
77% cotton	
23% polyester	
V1401/459840-001 Black/White	
Facets – Maharam	
Ancillary	
55" wide	
77% cotton	
23% polyester	
V1501/459850-001 Black/White	

Isa – Maharam	
Ancillary	
59" wide	
85% wool	
15% nylon	
VKZ01/466624-001 Bashful	
VKZ02/466624-002 Median	
VKZ03/466624-003 Observe	
VKZ04/466624-004 Plains	
VKZ05/466624-005 Drawn	
VKZ06/466624-006 Connect	
VKZ07/466624-007 Fennel	
VKZ08/466624-008 Skyward	
VKZ09/466624-009 Oceanic	
VKZ10/466624-010 Neptune	
VKZ11/466624-011 Sprint	
VKZ12/466624-012 Ledge	
VKZ13/466624-013 Surround	
VKZ14/466624-014 Foretell	
VKZ15/466624-015 Lory	
VKZ16/466624-016 Dear	
VKZ17/466624-017 Foxtrot	
VKZ18/466624-018 Sincere	
VKZ19/466624-019 Begonia	
Optik – Maharam	
Ancillary	
55" wide	
76% cotton	
24% polyester	
ZQP01/459960-001 Sun Yellow/ Orange	
ZQP06/459960-006 White/Black	
Unisol – Maharam	
Ancillary	
55" wide	
61% rayon	
21% polyester	
18% cotton	
ZUN01/461160-001 Black/ White	

Price Category L

Exaggerated Plaid – Maharam	
Ancillary	
59" wide	
100% wool	
ZEP01/466039-001 Glen	
ZEP02/466039-002 Brae	
ZEP03/466039-003 Firth	
Geometri – Maharam	
Ancillary	
55" wide	
77% cotton	
23% polyester	
ZGM02/459970-002 Red/ Carmine	
ZGM03/459970-003 Lilac/Blue	
ZGM04/459970-004 White/ Black	
Jacobs Coat – Maharam	
Ancillary	
54" wide	
92% wool	
8% nylon	
V1601/462270-001 Multicolored Bright *	
V1602/462270-002 Multicolored Neutral	
* Color available on Girard Color Wheel Ottoman.	
Millerstripe – Maharam	
Ancillary	
54" wide	
92% wool	
8% rayon	
V1701/462250-001 Multicolored Bright	
V1702/462250-002 Multicolored Neutral	

Minicheck - Maharam	
Seating	
55" wide	
78% cotton	
22% polyester	
PFOA-Free stain resistant finish	
ZMK01/466268-001 Black/ White	
Monk's Wool – Maharam	
Ancillary	
54" wide	
96% wool	
4% nylon	
ZMW01/457301-001 Tusk	
ZMW03/457301-003 Slate	
ZMW05/457301-005 Cherokee	
Pebble Wool – Maharam	
Ancillary	
54" wide	
90% wool	
10% nylon	
ZPW01/457401-001 Birch	
ZPW10/457401-010 Cottage	
ZPW13/457401-013 Eggshell	
ZPW14/457401-014 Whisper	
ZPW15/457401-015 Ceramic	
ZPW16/457401-016 Seamist	
ZPW17/457401-017 Armory	
ZPW18/457401-018 Glaze	
ZPW19/457401-019 Cordial	
Pebble Wool Multi – Maharam	
Ancillary	
54" wide	
97% wool	
3% nylon	
ZPM01/461200-001 Fawn	
ZPM02/461200-002 Slate	
ZPM05/461200-005 Moss	
ZPM06/461200-006 Tabasco	

Price category L continued on next page

- Maharam textiles are on assigned lead times A.
- Fabric numbers are listed as Herman Miller fabric number/Maharam fabric number.

Textile Colors

continued

Price Category L

continued

Quatrefoil – Maharam	
Ancillary	
54" wide	
75% cotton	
25% nylon	
V2101/459350-001	Silver
V2102/459350-002	Pink
V2103/459350-003	Crimson
V2104/459350-004	Emerald
V2105/459350-005	Violet

Repeat Classic Stripe – Maharam	
Ancillary	
55" wide	
47% cotton	
27% rayon	
26% polyester	
ZRS01/462170-001	Inca
ZRS02/462170-002	Pistachio
ZRS03/462170-003	Poppy
ZRS04/462170-004	Cadet
ZRS05/462170-005	Peacock

Repeat Dot Ring – Maharam	
Ancillary	
55" wide	
75% cotton	
25% polyester	
ZRR01/462150-001	Gold
ZRR04/462150-004	Pink
ZRR05/462150-005	Coral
ZRR07/462150-007	Gold
	Reverse
ZRR10/462150-010	Pink
	Reverse
ZRR11/462150-011	Coral
	Reverse

Stripes - Maharam	
Ancillary	
56" wide	
92% wool	
8% nylon	
ZSP01/463980-001	001
ZSP02/463980-002	002
ZSP03/463980-003	003
ZSP04/463980-004	004
ZSP05/463980-005	005
ZSP06/463980-006	006
ZSP07/463980-007	007
ZSP08/463980-008	008
ZSP09/463980-009	009
ZSP10/463980-010	010

Toostripe – Maharam	
Ancillary	
54" wide	
92% wool	
8% nylon	
V2201/462260-001	Orange Dark/ Crimson Dark
V2202/462260-002	Black/ Raw Umber
V2203/462260-003	Ochre Dark/ Sienna

Price Category M

Fruit - Maharam	
Seating	
54" wide	
55% cotton	
32% nylon	
13% post-consumer recycled polyester	
PFOA-Free stain resistant finish	
Acrylic backing	
ZF201/466262-001	Opal
ZF202/466262-002	Lime
ZF203/466262-003	Olive
ZF204/466262-004	Sky
ZF207/466262-007	Russet

Names – Maharam	
Ancillary	
55" wide	
73% cotton	
27% polyester	
V1801/462510-001	Crimson On White
V1802/462510-002	Ultramarine On White
V1803/462510-003	Black On White

Ottoman Stripe – Maharam	
Ancillary	
58" wide	
92% wool	
8% nylon	
ZQN01/466142-001	Brass
ZQN02/466142-002	Cocoa
ZQN03/466142-003	Dusk
ZQN04/466142-004	Pistachio
ZQN05/466142-005	Apricot

Pressed Plaid – Maharam	
Ancillary	
54" wide	
100% wool	
T1101/466181-001	001
T1102/466181-002	002
T1103/466181-003	003
T1104/466181-004	004
T1105/466181-005	005
T1106/466181-006	006

Wool Striae – Maharam	
Ancillary	
54" wide	
100% wool	
T1201/466184-001	001
T1202/466184-002	002
T1203/466184-003	003
T1204/466184-004	004
T1205/466184-005	005
T1206/466184-006	006
T1207/466184-007	007

Appendix: Textile Colors

- Maharam textiles are on assigned lead times A.
- Fabric numbers are listed as Herman Miller fabric number/Maharam fabric number.

Textile Colors

continued

Appendix: Textile Colors

Price Category N

Alpaca Epinglé - Maharam

Ancillary
55" wide
100% alpaca
ZAE01/465902-001 Vellum
ZAE02/465902-002 Slate
ZAE06/465902-006 Graphite
ZAE07/465902-007 Beignet

Alpaca Velvet - Maharam

Ancillary
54" wide
100% alpaca
ZAV01/465901-001 Alpine
ZAV06/465901-006 Charcoal
ZAV07/465901-007 Pewter
ZAV08/465901-008 Squash
ZAV09/465901-009 Wallaby
ZAV10/465901-010 Brunia

Bespoke Stripe - Maharam

Ancillary
56" wide
100% wool
ZBP01/463540-001 Navy
ZBP02/463540-002 Tobacco
ZBP03/463540-003 Chocolate
ZBP04/463540-004 Charcoal
ZBP05/463540-005 Black
ZBP06/463540-006 Pewter

Herringbone Stripe - Maharam

Ancillary
57" wide
100% wool
ZKP01/465945-001 Granite
ZKP02/465945-002 Espresso
ZKP03/465945-003 Graphite
ZKP04/465945-004 Indigo
ZKP05/465945-005 Raven

Point - Maharam

Ancillary
53" wide
97% rayon
3% nylon
ZPT01/466090-001 Ivory and Ember
ZPT02/466090-002 Black and Coral
ZPT03/466090-003 Slate and Khaki
ZPT04/466090-004 Black and Cobalt
ZPT05/466090-005 Black and Khaki
ZPT06/466090-006 Slate and Mandarin
ZPT07/466090-007 Slate and Black
ZPT08/466090-008 Brick and Greige
ZPT09/466090-009 Gold and Black
ZPT10/466090-010 Greige and Peat
ZPT11/466090-011 Peat and Mandarin
ZPT12/466090-012 Crimson
ZPT13/466090-013 Mandarin
ZPT14/466090-014 Citrus
ZPT15/466090-015 Grass
ZPT16/466090-016 Cyan
ZPT17/466090-017 Cobalt

Wool Velvet - Maharam

Ancillary
54" wide
100% wool
ZWV01/466120-001 Plush
ZWV02/466120-002 Subdue
ZWV03/466120-003 Flagstone
ZWV04/466120-004 Nori
ZWV06/466120-006 Bridle
ZWV07/466120-007 Covert
ZWV08/466120-008 Gateway

Price Category O

Bavaria Stripe - Maharam

Ancillary
55" wide
77% polyester
23% cotton
ZBS02/466161-002 Unique

Price Category P

Big Stripe - Maharam

Ancillary
55" wide
92% wool
8% nylon
ZBR01/466174-001 Peacock
ZBR02/466174-002 Spring
ZBR03/466174-003 Umber
ZBR04/466174-004 Poppy
ZBR05/466174-005 Cobalt

Epinglé Stripe - Maharam

Ancillary
50" wide
100% cotton
ZES01/466007-001 Caramel
ZES02/466007-002 Lead
ZES03/466007-003 Violet
ZES04/466007-004 Mahogany
ZES05/466007-005 Olive

Layers Garden - Maharam

Ancillary
52" wide
96% wool
3% nylon
1% polyester
ZLY01/465916-001 Ivy/Bronze
ZLY02/465916-002 Putty/ Turquoise
ZLY03/465916-003 Pewter/ White
ZLY04/465916-004 Chocolate/ Lilac
ZLY05/465916-005 Peat/Copper

Price category P continued on next page

- Maharam textiles are on assigned lead times. ^A
- Fabric numbers are listed as Herman Miller fabric number/Maharam fabric number.

Textile Colors

continued

Price Category P

continued

Layers Park – Maharam	
Ancillary	
52" wide	
95% wool	
3% nylon	
2% polyester	
ZLP01/465918-001	Ash/Snow
ZLP02/465918-002	Mineral/Sky
ZLP03/465918-003	Poppy/ Melon
ZLP04/465918-004	Indigo/ White
ZLP05/465918-005	Earth/Cobalt

Layers Vineyard Large – Maharam	
Ancillary	
52" wide	
95% wool	
3% nylon	
2% polyester	
ZLV01/465921-001	Ivory/Onyx
ZLV02/465921-002	Slate/Azure
ZLV03/465921-003	Loden/Sky
ZLV04/465921-004	Taupe/ Crimson
ZLV05/465921-005	Black/ Mahogany

Layers Vineyard Small – Maharam	
Ancillary	
52" wide	
92% wool	
5% polyester	
3% nylon	
ZLS01/465920-001	Ochre/White
ZLS02/465920-002	Scarlet/ Peony
ZLS03/465920-003	Taupe/Violet
ZLS04/465920-004	Jade/ Turquoise
ZLS05/465920-005	Ginger/Rose

Mohair Supreme - Maharam	
Ancillary	
54" wide	
100% mohair	
ZMS02/451801-072	Stonehenge
ZMS06/451801-112	Slate *
ZMS07/451801-113	Rich Chocolate *
ZMS09/451801-126	Cayenne
ZMS10/451801-127	Cognac
ZMS12/451801-129	Peat *
ZMS15/451801-133	Abyss
ZMS16/451801-134	Intrigue
ZMS18/451801-136	Lupine *
ZMS28/451801-146	League
ZMS29/451801-147	Armory *
ZMS32/451801-150	Capiz
ZMS33/451801-151	Underneath
ZMS34/451801-152	Crescent
ZMS35/451801-153	National
ZMS36/451801-154	Rooftop
ZMS37/451801-155	Skewer
ZMS38/451801-156	Party
ZMS39/451801-157	Keepsake
ZMS40/451801-158	Travel
ZMS41/451801-159	Estate
ZMS42/451801-160	Grassland
ZMS43/451801-161	Limoncello
ZMS44/451801-162	Mango
ZMS45/451801-163	Doll
ZMS46/451801-164	Carousel
ZMS47/451801-165	Palette
ZMS48/451801-166	Brandy
ZMS49/451801-167	Aristocrat
ZMS50/451801-168	Soulmate
ZMS51/451801-169	Rosette

* Colors available on Eames Lounge Chair and Ottoman.

Price Category Q

A Band Apart – Maharam	
Ancillary	
56" wide	
75% polyester	
25% cotton	
ZAB01/466000-001	Unique

Brushed Camel – Maharam	
Ancillary	
58" wide	
100% baby camel hair	
ZBA01/465977-001	Albino
ZBA02/465977-002	Natural

Deconstructed Rose – Maharam	
Ancillary	
55" wide	
65% polyester	
32% cotton	
3% rayon	
ZDS01/466086-001	Golden
ZDS02/466086-002	Vivid
ZDS03/466086-003	Earthen

Massive Paisley – Maharam	
Ancillary	
57" wide	
76% polyester	
24% cotton	
ZMV01/465915-001	Ash
ZMV03/465915-003	Cardinal
ZMV06/465915-006	Night

The Firm – Maharam	
Ancillary	
56" wide	
75% polyester	
25% cotton	
ZTF03/465999-003	Unique

Price Category R

Borders – Maharam	
Ancillary	
53" wide	
98% wool	
2% polyester	
ZBB01/466082-001	Natural
ZBB02/466082-002	Greige
ZBB03/466082-003	Charcoal
ZBB04/466082-004	Walnut

Stow Leather - Maharam	
Ancillary	
approx. 50 sq. ft. per hide	
100% leather	
protective top coat	
ZSV01/700014-001	Opera
ZSV02/700014-002	Japonica
ZSV03/700014-003	Masquerade
ZSV04/700014-004	Laguna
ZSV05/700014-005	Jettison
ZSV06/700014-006	Razor
ZSV07/700014-007	Holiday
ZSV08/700014-008	Patchouli
ZSV09/700014-009	Macrame
ZSV10/700014-010	Grace
ZSV11/700014-011	Seraphim
ZSV12/700014-012	Ricotta
ZSV13/700014-013	Neroli
ZSV14/700014-014	Sultana
ZSV15/700014-015	Sundance
ZSV16/700014-016	Quince
ZSV17/700014-017	Babka
ZSV18/700014-018	Maitake
ZSV19/700014-019	Mercer
ZSV20/700014-020	Gaucho
ZSV21/700014-021	Chia
ZSV22/700014-022	Vanguard
ZSV23/700014-023	Zone
ZSV24/700014-024	Zeppelin

Price category R continued on next page

- Maharam textiles are on assigned lead times. ^A
- Fabric numbers are listed as Herman Miller fabric number/Maharam fabric number.

Textile Colors

continued

Appendix: Textile Colors

Price Category R

continued

Stow Leather <i>continued</i>	
ZSV25/700014-025	Clandestine
ZSV26/700014-026	Raven
ZSV27/700014-027	Cabana
ZSV28/700014-028	Rime
ZSV29/700014-029	Forsythia
ZSV30/700014-030	Panthera
ZSV31/700014-031	Dune
ZSV32/700014-032	Madera
ZSV33/700014-033	Russet
ZSV34/700014-034	Gala
ZSV35/700014-035	Heron

Price Category S

Bavaria – Maharam	
Ancillary	
55" wide	
73% polyester	
27% cotton	
ZBV01/466162-001	Unique

Price Category T

All Grain Leather – Edelman	
Ancillary	
approx. 50 sq. ft. per hide	
100% full-grain Aniline-dye cowhide	
VB01/AG01	Pitch Brown
VB02/AG02	White
VB03/AG03	Cloud
VB04/AG04	Shadow
VB05/AG05	Black
VB06/AG06	Baked Bean
VB07/AG07	Mildew
VB08/AG08	Soot
VB09/AG09	Blue Jeans
VB10/AG10	Merlot
VB11/AG11	Nutmeg
VB12/AG12	Butter
VB13/AG13	Cherry
VB14/AG14	Burnt Orange
VB15/AG15	Whiskey
VB17/AG17	Raw Silk
VB18/AG18	Balsa
VB19/AG19	Naturale
VB21/AG21	Greige
VB22/AG27	Latte
VB23/AG28	Coral
VB24/AG29	Rose
VB25/AG30	Zinnia
VB26/AG31	Iris
VB27/AG32	Daffodil

Hours – Maharam	
Ancillary	
56" wide	
95% wool	
3% nylon	
2% rayon	
ZKR01/466092-001	Day
ZKR02/466092-002	Night

Price Category U

Layers Garden Double – Maharam	
Ancillary	
52" wide	
96% wool	
3% nylon	
1% polyester	
ZLD01/465917-001	Ash/ Quartz/ Grass
ZLD02/465917-002	Earth/ Chocolate/ Coral
ZLD03/465917-003	Black/ Navy/ Cobalt

Layers Park Double – Maharam	
Ancillary	
52" wide	
96% wool	
3% nylon	
1% polyester	
ZLB01/465919-001	Mineral/ Taupe/ Lemon
ZLB02/465919-002	Sienna/ Ginger/ Rose
ZLB03/465919-003	Black/ Peat/ Copper

- Maharam textiles are on assigned lead times. ^A
- Fabric numbers are listed as Herman Miller fabric number/Maharam fabric number.

Textile Colors

continued

Price Category V-W	Price Category X	Price Category Y	Price Category Z
No fabrics available at this time.	<p>Eden – Maharam</p> <p>Ancillary 56" wide 83% polyester 17% cotton</p> <p>ZED01/466258-001 001 ZED02/466258-002 002 ZED03/466258-003 003 ZED04/466258-004 004 ZED05/466258-005 005</p> <p>Foliage – Maharam</p> <p>Ancillary 56" wide 75% polyester 25% cotton</p> <p>ZFG02/466257-002 002 ZFG04/466257-004 004 ZFG05/466257-005 005</p>	<p>Industry – Maharam</p> <p>Ancillary 55" wide 80% polyester 20% cotton</p> <p>ZND01/466255-001 001</p>	<p>Agency – Maharam</p> <p>Ancillary 55" wide 75% polyester 25% cotton</p> <p>ZAG02/466001-002 002 ZAG04/466001-004 004 ZAG05/466001-005 005 ZAG06/466001-006 006 ZAG07/466001-007 007 ZAG08/466001-008 008</p>

Appendix: Textile Colors

- Maharam textiles are on assigned lead times. A
- Fabric numbers are listed as Herman Miller fabric number/Maharam fabric number.

Textile Colors

continued

Price Category 10M

Appendix: Textile Colors

Pace Leather – Maharam

Ancillary

approx. 50 sq. ft. per hide

100% leather

ZPA01/700011-001	Whisper
ZPA02/700011-002	Shy
ZPA03/700011-003	Granite
ZPA04/700011-004	Misty
ZPA05/700011-005	Studio
ZPA06/700011-006	Throne
ZPA07/700011-007	Proper
ZPA08/700011-008	Huron
ZPA09/700011-009	Darkroom
ZPA10/700011-010	Bark
ZPA11/700011-011	Raspberry
ZPA12/700011-012	Sangria
ZPA13/700011-013	Admiral
ZPA14/700011-014	Juniper
ZPA15/700011-015	Regal
ZPA16/700011-016	Vapor
ZPA17/700011-017	Valley
ZPA18/700011-018	Bushel
ZPA19/700011-019	Heirloom
ZPA20/700011-020	Palomino
ZPA21/700011-021	Bamboo
ZPA22/700011-022	Saffron
ZPA23/700011-023	Tearose
ZPA24/700011-024	Canyon
ZPA25/700011-025	Bistro
ZPA26/700011-026	Toffee
ZPA27/700011-027	Rodeo
ZPA28/700011-028	Mudslide
ZPA29/700011-029	Greige
ZPA30/700011-030	Reflection
ZPA31/700011-031	Pure
ZPA32/700011-032	Desert
ZPA33/700011-033	Griffin
ZPA34/700011-034	Urbane
ZPA35/700011-035	Woodrose

- Maharam textiles are on assigned lead times. ^A
- Fabric numbers are listed as Herman Miller fabric number/Maharam fabric number.

For more information about our products and services or to see a list of dealers, please visit us at HermanMiller.com or call (800) 851 1196.

© 2024 Herman Miller, Inc., Zeeland, Michigan

Distribution Rights

Working together since 1956, Herman Miller and Vitra are the authentic sources of designs by Charles and Ray Eames, Alexander Girard, and George Nelson. All the designs shown in this book are protected by law. Herman Miller has obtained all rights to make and sell these designs. Also, Herman Miller holds exclusive worldwide manufacturing and distribution rights for these products with the following exceptions:

Charles and Ray Eames, George Nelson, and Alexander Girard—Worldwide distribution rights for furniture in all areas except Europe and the Middle East. For those areas, please contact Vitra.

Isamu Noguchi—Worldwide distribution rights for the Noguchi Rudder Table. Distribution rights for the Noguchi Table in North America and Central America only. For all other areas, please contact Vitra.

Magis—Exclusive distribution rights in the US and Canada. For all other areas, please contact Magis.

© **HermanMiller**, 3D Intelligent, 8Z Pellicle, AO, Action Office, Aeron, Aside, Bubble Lamps, Canvas Office Landscape, Caper, Celle, Cosm, Co/Struc, Daisyone, Distil, Eames, Eco-Dematerialized, Embody, Envelop, Ethospace, Exclave, Fine-Tune, FlexFront, Flo, Formcoat, Formwork, Ground Cloth, Intent, Kinemat, Layout Studio, Lino, Live Unframed, Living Office, Maharam, Meridian, Mirra, Motia, Nelson, Pari, Pellicle, Perspectives, Plex, PostureFit, PostureFit SL, Public Office Landscape, Sayl, Setu, Striad, Tu, Ubi, Verus, Wishbone, Y-Tower and Zeph are among the registered trademarks of Herman Miller, Inc., and its owned subsidiaries.

™ About Face, AireWeave, Airia, Ambit, Asari Chair by HermanMiller, Backfit, Bublelactack, Burdick Group, Butterfly Back, Canvas Vista, Cellular Suspension, Commend, Compass, Connect, DOT, Duracare, Durawrap, EnhancedAccess, Everywhere, Flex-Edge, Flute, Harmonic, Headway, Herman Miller Select, Hopsak 2, Iota, Keyless Entry, Latitude, Logic Mini, Logic Power Access Solutions, Lyris, Lyris 2, Made-to-Measure Storage, Mora, Multiscrim, Nevi, OE1, OE1 Workspace Collection, Overlay, Pixelated Support, Pronta, Renew, Sense, Soft Pad, Stackable, Stackable Storage, Swoop, Thrive, Tone, TriFlex, Twist and Wireframe are among the trademarks of Herman Miller, Inc., and its owned subsidiaries.

SM Herman Miller Options is among the service marks of Herman Miller, Inc.

AAP™ is a trademark of Extron Electronics.

Alexander Girard® is a registered trademark of The Alexander Girard Estate.

Chemsurf® is a registered trademark of Wilsonart International.

Corian® is a registered trademark of E. I. du Pont de Nemours and Company Corporation.

Crypton® is a registered trademark of Crypton, Inc.

DACRON® is a registered trademark of INVISTA S.a r.l.

Danzer® is a registered trademark of Danzer Holding AG.

Decora® is a registered trademark of Leviton Manufacturing Co., Inc.

Edelman® Leather is a registered trademark of Edelman Leather, Inc.

Extron® is a registered trademark of RGB Systems, Inc.

FENIX NTM® is a registered trademark of Arpa Industriale S.p.A.

FLEXNET™ is a trademark of Milliken & Company.

Floor Saver Glide® is a registered trademark of Carpin Manufacturing, Inc.

Forest Stewardship Council® is a registered trademark of the Forest Stewardship Council A.C. (FSC). We are FSC® certified (FSC® C102895).

FSC® is a registered trademark of the Forest Stewardship Council A.C. (FSC).

Geiger® is a registered trademark, and Bumper™, Saiba™, and Ward Bennett™ are trademarks, of Geiger International.

Hang-It-All® is a registered trademark of Lucia Eames Demetrios, d.b.a. Eames Office.

Holophane® is a registered trademark of Holophane.

Ingeo™ is a trademark of Cargill Dow LLC.

iPad® and Mac mini® are registered trademarks of Apple Inc.

Leviton® is a registered trademark of Leviton Manufacturing Co., Inc.

LifeSize® is a registered trademark of LifeSize Communications, Inc.

Logitech G® is a registered trademark of Logitech International S.A.

Magis®, Bombo®, and Me Too® are registered trademarks of Magis S.p.A.

MicrobeCare™ is a trademark of Parasol Medical LLC.

Microsoft® and Natural® Keyboard are registered trademarks of Microsoft Corporation.

Noguchi® and the Noguchi table configuration (trade dress) are registered trademarks, and Rudder Table™ is a trademark, of The Isamu Noguchi Foundation and Garden Museum.

Place Textiles® is a registered trademark of Place Textiles.

Sunbrella® is a registered trademark of Glen Raven, Inc.

SuperSeat™ is a trademark of Dahti Seating, a division of ITW.

Valor™ is among the trademarks owned by Nemschoff, Inc.