


 **HOWARD**<sup>™</sup>

## ROTAVATOR



# THE MODEL HE

Tillage Widths of 50", 60", 70", 80" & 90"  
... for Tractors from 45 H.P. to 80 H.P.

Howard's Model "HE" is a tough, versatile newcomer to the ROTAVATOR family. Adapting time-tested features from the popular "E" model, the new "HE" also offers plenty of innovations of its own! New engineering to handle more horsepower. New hull, topmast and 3-point linkage for greater durability. New spring-controlled rear shield, depth-control skids, wheels and full-width crumble roller. The versatile "HE" ROTAVATOR can be centrally mounted or offset for general tillage work, specialty crops, nursery or orchard operations. Whether you are preparing seedbeds or controlling weeds, chopping crop residues or incorporating chemicals, you can count on this Howard newcomer for efficient, economical tillage performance.




## PRIMARY TILLAGE

The Model "HE" ROTAVATOR is newly designed and ruggedly built to perform even in extremely rough conditions. It handles tillage jobs in a single pass which would require multiple passes with conventional "pull-type" implements.

When used in the fall with the rear shield raised, the Model "HE" produces large clods that hold winter's moisture.

# THE MODEL HE



## SECONDARY TILLAGE

When used for spring seedbed preparation, the rear shield can be lowered to help control tilth and provide a firm, level seedbed. Chemical incorporation equipment may also be added for true one-step economy.

## PERFECT TILTH CONTROL WITH "SELECTATILTH"

SELECTATILTH is an exclusive Howard feature which lets the operator choose the precise rotor speed to control tilth in a variety of soil conditions. Changing rotor speeds takes just minutes and requires no special tools. SELECTATILTH also allows for various tractor travel speeds while providing a full tilth range—from very coarse, to medium, to fine.

## SAVE FOUR WAYS

■ Save fuel, because the PTO-driven ROTAVATOR makes maximum use of tractor power while doing a more complete tillage job.


■ Save time, because fewer trips over the field are needed.

■ Save on tractor maintenance, because the hardworking "HE" does more than conventional implements. The rotating blades actually help push the tractor forward rather than creating a drag against it.

■ Save your soil, because the Model "HE" reconditions and protects it from erosion by adding humus-producing material. Fewer trips reduce soil compaction. Rich topsoil is kept on the surface to promote healthy plant growth.

## NEW DESIGN FEATURES

■ Double hull for extra strength and protection against damage.



■ Improved topmast design eliminates stress to the gearbox, even in rough working conditions.

■ Parking stand eliminates the risk of the "HE" tipping over when stored; makes mounting to tractor easier.

■ Improved rear shield utilizes curved springs instead of chains to control shield position.

■ Wide range of rotors available, including a slip flange rotor for rowcrop work and a spike rotor for high-speed secondary tillage.

■ Many optional extras, including twin depth-control skids, a new full-width crumble roller for 80-inch and 90-inch models, extra SELECTATILTH pick-off gears, and front and rear toolbars.

## MANY MODELS TO CHOOSE FROM

Howard manufactures a complete line of ROTAVATORS for all crops and every tillage need. Choose models from 32 inches to 180 inches wide for 10 H.P. to 200 H.P. tractors. Contact your local Howard dealer or write direct for complete details.

## SPECIFICATIONS

Tillage Widths: 50", 60", 70", 80" & 90"

Power Range: For tractors from 45 to 80 PTO H.P. with 540 or 1000 rpm PTO.

Linkage: Category I or II, 3-point linkage.

Tillage Depth: Adjustable to 8". Left wheel, right skid standard on 50", 60", 70" models; twin wheels or skids optional. Twin wheels standard on 80" & 90" models; crumble roller optional.

Rotor Speeds: 122, 153, 172 and 216 rpm at 540 rpm PTO with standard SELECTATILTH gears. 155 and 200 rpm at 1000 rpm PTO with standard SELECTATILTH gears. 8 additional speeds with optional gears.

Machine Weight: HE-50/1,035 lbs. HE-60/1,125 lbs. HE-70/1,275 lbs. HE-80/1,420 lbs. HE-90/1,560 lbs.

THE HOWARD ROTAVATOR COMPANY A Member of the Howard Group of Companies  
Harvard, IL 60033 Branches in Sacramento, CA and Savannah, GA



HOWARD®  
ROTAVATOR®  
SELECTATILTH®  
are registered trademarks of  
HOWARD ROTAVATOR  
COMPANY