


# 2- Speed Rear Axle installation instructions



**2-Speed Installed**


Bolt the shifter frame to the rear axle



Add Oil – use 80w/90, 1 quart in main gearbox and 4 to 5 oz. In 4x4 gearbox

EZGO Shifting Bracket


Attached High/Low Shifting Cable




Club Car Shifting Bracket



Attach Differential lock bracket and cable using the hardware supplied



Operator – Cable Mounts (operator end through the mounting plate)



**2-Speed Shifter**

**Differential Lock**