

YJ-Nozzle

Micro-Bubble Nozzle



YJ nozzles are developed and manufactured by Bi-Clean Co. Ltd

YJ Nozzle product specifications

Model (weight)	Connector diameter (in.)	Inner diameter (mm)	Pump power usage (kw)	Liquid flow rate (L/min)	Max. Air flow rate (L/min)
YJ-6.5 (1.6kg)	3/4	6.5	0.4 (1/2 HP)	40 (10 GPM)	12 (0.4 cfm)
YJ-11 (1.6kg)	1	11	0.4 (1/2 HP)	80 (22 GPM)	28 (1.0 cfm)
YJ-15 (4.3kg)	1 1/2	15	0.75 (1 HP)	180 (48 GPM)	50 (1.8 cfm)
YJ-21(7.5kg)	2	21	1.5-2.2 (2-3 HP)	300-400 (80-106 GPM)	90-100 (3.2-3.5 cfm)
YJ-32SP (12kg)	3/4	32	3.7 (5 HP)	750 (200 GPM)	190 (6.7 cfm)
YJ-40 (19kg)	3	40	5.5 (7 HP)	1250 (330 GPM)	300 (10.6 cfm)
YJ-52SP (54kg)	5	52	7.5(10HP)	2000 (690 GPM)	700 (24.7 cfm)
YJ-75 (100kg)	5	60	18 (24HP)	4500 (1190 GPM)	1150 (40 cfm)

- The flow rate shown are at 0.1Mpa pressure. Higher capacity pump will increase the rate.
- Standard material is SUS304. SUS316 and PVDF are available upon request.
- YJ-6.5 is formally called YJ-07. The same model and dimensions.
- YJ-11 is formally called YJ-09. The same model and dimensions.
- YJ-75 is a custom products. Other sizes can be available.
- The pressure increase will flow 1.4 times at 0.2Mpa and 1.7 times at 0.3Mpa
- ISO(BSP) threads. NPT threads available upon request.

The price of YJ-series nozzles are from \$3,200 to \$30,000. Please ask for volume discount.

Installation and maintenance

- * YJ nozzles can be installed In-line configuration as well as one-end open directly to water body.

Note : See installation examples and pictures.

- * With submersible pump, you can also install whole unit inside tanks or water body.

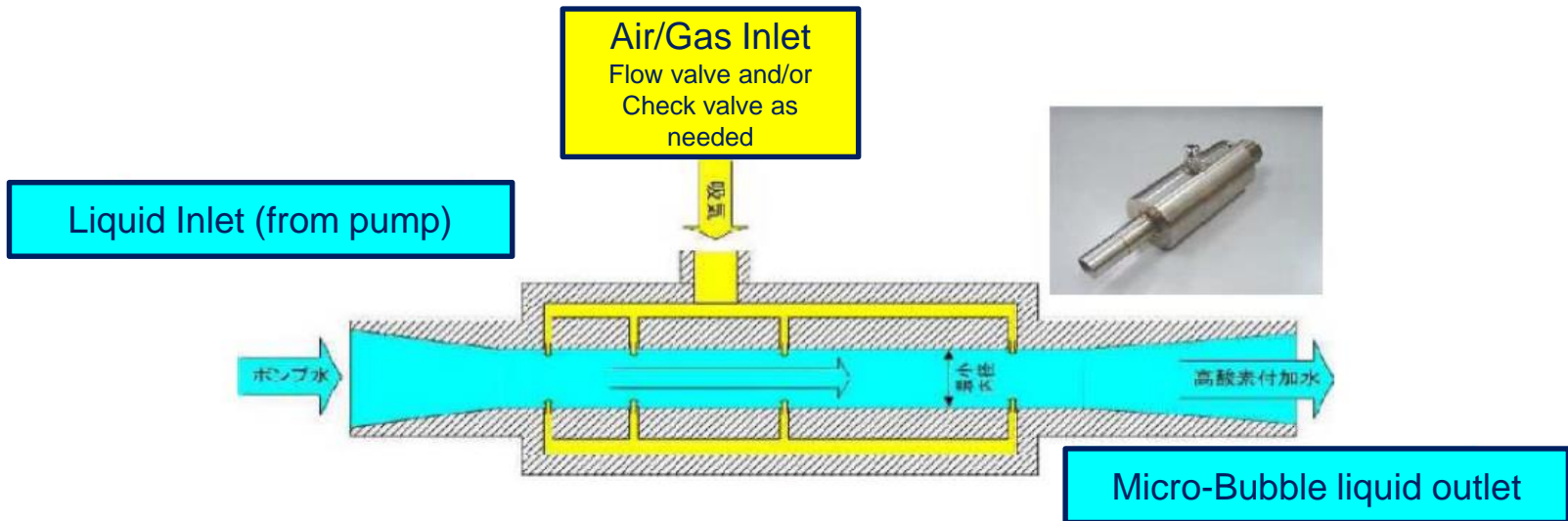
- * YJ nozzles are virtually maintenance-free thanks to large aperture size. Inside the nozzle is kept always very clean.

Note : The model number indicate the aperture size in mm.



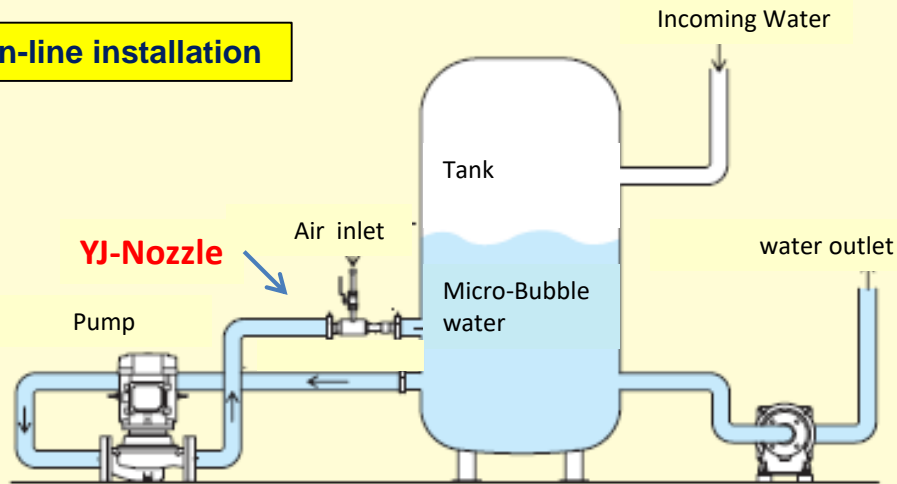
Installation notes

- You need pump having required flow rate at minimum pressure differential of 0.1Mpa (14psi).
- The gas volume against liquid flow is up to 30%.
Adjust the volume to find the most favorable result for your particular application.
Higher pressure and less gas volume for gas dissolution application is recommended.
- The outlet side ideally is to be placed near the tank (no additional pressure loss).
- You need at least 20cm (8") of straight piping in both end of YJ-nozzle to avoid turbulent flow.
- Connection types : One end threaded, Both ends threaded, Flange, Sanitary ferrule.

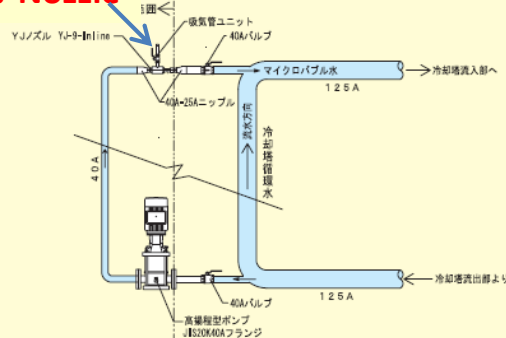


YJ-Nozzle installation examples

In-line installation

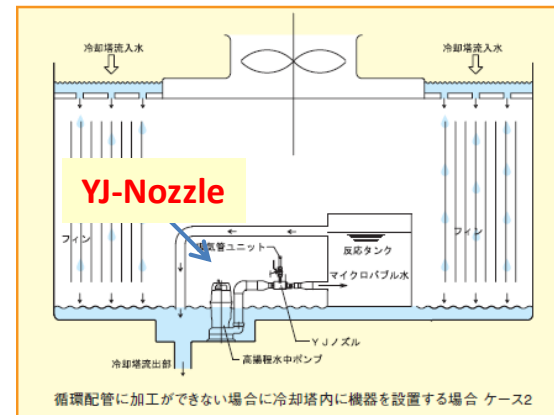


YJ-Nozzle



循環配管にバイパスラインを設けて設置する場合 ケース1
(※循環水にゴミがある場合は、ポンプの流入側にストレーナーの設置を推奨します)

In-line bypassed installation



循環配管に加工ができない場合に冷却塔内に機器を設置する場合 ケース2

Submersible installation

Installation Pictures

