







## 4<sup>th</sup> Grade Flow Chart Fall to Winter

<b>Step 1</b>	Write the name of each student on a sticky note corresponding with his or her SBAC level as indicated below. Add Lexile scores, and any available DIBELS scores (DORF, Daze).				
<b>If...</b>	<b>SBAC 1   PARCC 1</b> Pink sticky note	<b>SBAC 2   PARCC 2-3</b> Yellow sticky note	<b>SBAC 3   PARCC 4</b> Green sticky note	<b>SBAC 4   PARCC 5</b> Blue sticky note	
<b>Step 2</b>	<b>Sort Sticky Notes by Lexile</b> <i>Any student that has a 700 or above on Lexile is sorted into the first pile, which stays with the data on the right side of the bold line. Then, all of those students are sorted again. Students having a Lexile 800 or above are placed into group D and students with a Lexile of 799 or below that also had a DORF of 110 or above are placed in group C. The students that have a Lexile of 699 or below are sorted into the second pile, which stays with the data on the left side of the bold line. Students having a DORF between 90-109 are placed into group B. The students that have a DORF of 89 or below are placed into group A. Students having a DORF between 50-89 are placed into group A2, and students with a DORF of 49 or below are placed into A1.</i>				
	<b>Lexile 699 or Below</b> 			<b>Lexile 700 or Above</b> 	
<b>Step 3</b>	<b>DORF 89 or Below</b> wcpm  <b>Group A</b>	<b>DORF is 90-109</b> wcpm  <b>Group B</b>		<b>Lexile 799 and below and DORF of 110</b>  <b>Group C</b>	<b>Lexile 800 and above</b>  <b>Group D</b>
	<b>A1</b> 0-49	<b>A2</b> 50-89		Cross check with Daze score and weekly assessments (80% or above for Group D). No Lexile score? Use Daze (Group D: 21 or above, Group C: 20 or below) and weekly assessments	