



MaxEmil Photonics Corp.

LED Lens






XB-D



| P/N | D x H (mm) | Half / Full Angle | Type | Notes |
|----------|-------------|-------------------|--------|-------------------------|
| MS-00013 | 19.4 x 10.2 | 20° | single | |
| MS-00019 | 21 x 8.1 | 20°/40° | single | |
| MS-00026 | 22.3 x 10.2 | 14°/25° | single | |
| MS-00027 | 22.3 x 10.2 | 20°/37° | single | |
| MS-00028 | 22.3 x 10.2 | 22°/44° | single | |
| MS-00029 | 22.3 x 10.2 | 25°/56° | single | |
| MS-00030 | 22.3 x 10.2 | 28°/87° | single | |
| MS-00031 | 22.3 x 10.2 | 32°/65° | single | |
| MS-00033 | 27.2 x 12.6 | 30°/52° | single | |
| LD-00035 | 35 x 10.6 | 25°/50° | 3 in 1 | |
| LD-00038 | 34.8 x 9.3 | 30°/64° | 3 in 1 | |
| LD-00054 | 36.1 x 10.6 | 25°/50° | 3 in 1 | |
| LD-00055 | 13 x 13 x 5 | 162°/172° | single | Street light /Backlight |
| LD-00056 | 19 x 10 | 10°20° / 20°40° | single | |
| LD-00057 | 19 x 10 | 10°40° / 20°80° | single | |
| LD-00058 | 19 x 10 | 20°30° / 40°60° | single | |
| LD-00059 | 19 x 10 | 25°45° / 50°90° | single | |
| LD-00060 | 28 x 14.6 | 10°50° / 0°100° | single | |




XB-D



| P/N | D x H (mm) | Half / Full Angle | Type | Notes |
|----------|-------------|-------------------|--------|-------------------------|
| LD-00061 | 28 x 14.3 | 5°/8° | single | |
| LD-00063 | 15 x 4.9 | 162°/172° | single | Street light /Backlight |
| LD-00069 | 13 x 13 x 5 | 140°/180° | single | Street light /Backlight |
| LD-00085 | 34.4 x 7.9 | 25° | 4 in 1 | Street light /Backlight |




XP-E



| P/N | D x H (mm) | Half / Full Angle | Type | Notes |
|----------|-------------|-------------------|--------|--------------------------------------|
| MS-00013 | 19.4 x 10.2 | 20° | single | |
| MS-00026 | 22.3 x 10.2 | 14°/25° | single | |
| MS-00027 | 22.3 x 10.2 | 20°/37° | single | |
| MS-00028 | 22.3 x 10.2 | 22°/44° | single | |
| MS-00029 | 22.3 x 10.2 | 25°/56° | single | |
| MS-00030 | 22.3 x 10.2 | 28°/87° | single | |
| MS-00031 | 22.3 x 10.2 | 32°/65° | single | |
| MS-00033 | 27.2 x 12.6 | 30°/52° | single | |
| LD-00055 | 13 x 13 x 5 | 162°/172° | single | Street light /Backlight |
| LD-00056 | 19 x 10 | 10°20° / 20°40° | single | |
| LD-00057 | 19 x 10 | 10°40° / 20°80° | single | |
| LD-00058 | 19 x 10 | 20°30° / 40°60° | single | |
| LD-00059 | 19 x 10 | 25°45° / 50°90° | single | |
| LD-00060 | 28 x 14.6 | 10°50° / 20°100° | single | |
| LD-00061 | 28 x 14.3 | 5°/8° | single | |
| LD-00063 | 15 x 4.9 | 162°/172° | single | Street light /Backlight |
| LD-00069 | 13 x 13 x 5 | 140°/180° | single | Street light /Backlight ⁴ |



XP-E



| P/N | D x H (mm) | Half / Full Angle | Type | Notes |
|----------|-------------|-------------------|--------|-------|
| LD-00035 | 35 x 10.6 | 25°/50° | 3 in 1 | |
| LD-00054 | 36.1 x 10.6 | 25°/50° | 3 in 1 | |
| LD-00037 | 34.8 x 9.3 | 18°/41° | 3 in 1 | |
| LD-00038 | 34.8 x 9.3 | 30°/64° | 3 in 1 | |
| LD-00085 | 34.4 x 7.9 | 25° | 4 in 1 | |



ML-E



| P/N | D x H (mm) | Half / Full Angle | Type | Notes |
|----------|-------------|-------------------|--------|--------------|
| MS-00020 | 22.3 x 9.6 | 14°/29.5° | single | |
| MS-00022 | 22.3 x 9.6 | 15°/30° | single | |
| MS-00023 | 22.3 x 9.6 | 20°/40° | single | |
| MS-00024 | 22.3 x 9.6 | 25°/50° | single | |
| MS-00025 | 22.3 x 9.6 | 35°/70° | single | |
| MS-00028 | 22.3 x 10.2 | 22°/44° | single | |
| MS-00029 | 22.3 x 10.2 | 25°/56° | single | |
| MS-00030 | 22.3 x 10.2 | 28°/87° | single | |
| MS-00031 | 22.3 x 10.2 | 32°/65° | single | |
| MS-00033 | 27.2 x 12.6 | 30°/52° | single | |
| LD-00069 | 13 x 13 x 5 | 162°/172° | single | Street light |



MX-3



MX-6



| P/N | D x H (mm) | Half / Full Angle | Type | Notes |
|----------|-------------|-------------------|--------|-------|
| MS-00032 | 27.3 x 13.6 | 30°/60° | single | |
| LD-00010 | 21.2 x 11 | 20°/40° | single | |
| LD-00034 | 35 x 11.3 | 25°/50° | 3 in 1 | |




MC-E



| P/N | D x H (mm) | Half / Full Angle | Type | Notes |
|----------|------------|-------------------|--------|-------|
| MS-00035 | 38 x 19.6 | 30°/60° | single | |



MT-G



| P/N | D x H (mm) | Half / Full Angle | Type | Notes |
|----------|------------|-------------------|--------|-------|
| LD-00052 | 35 x 20 | 31°/53° | single | |