

MIDE Products Sizing & Installation Guide

Sizing Instructions

MIDE Hooks & Hangers come in sizes to fit different widths of fence and railing.

Sizes:

3/4 inch to 1-1/8 inch
 1-1/4 inch to 1-5/8 inch
 1-3/8 inch to 2-1/8 inch

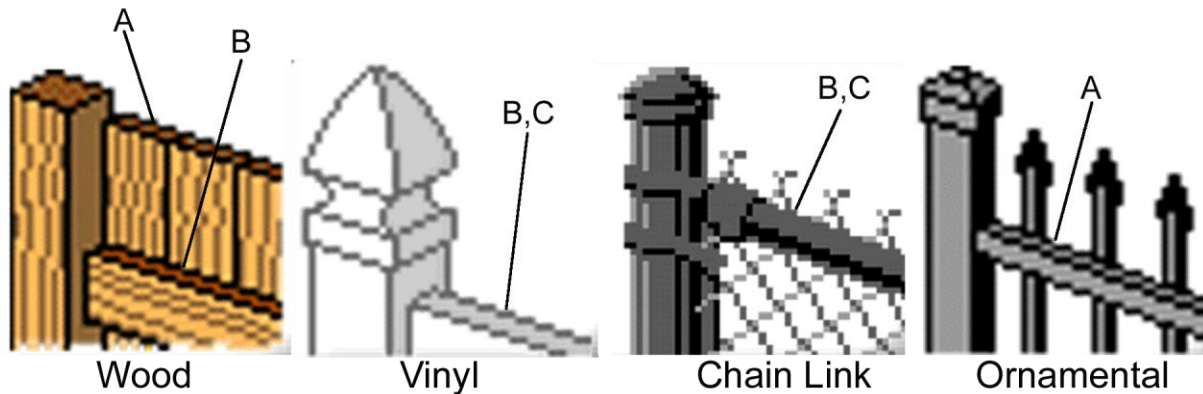
Fence Types (general guide):

(A) Wood picket, residential Aluminum
 (B) Wood with 2x4 framing, Vinyl, Chain Link, Commercial Aluminum
 (C) Wood up to 2-1/8 inch, Vinyl, Chain link

Measuring:

Customer should simply measure the width of the fence to determine to correct size. If unsure, always choose the larger size. Larger sizes can be adjusted to fit a smaller fence, but smaller sizes cannot be adjusted to fit a wider fence.

Sample fence placements & typical widths:



Installation Instructions

#1 – Remove from Package, determine desired location, place over fence or rail.

#2 - Adjust MIDE HOOKS for a perfect fit

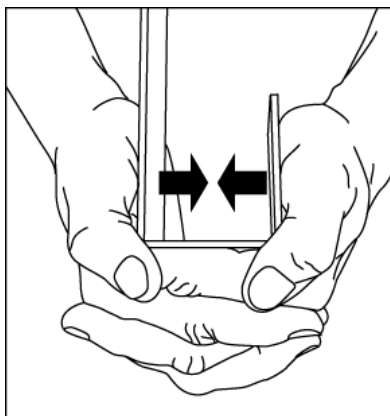


Fig. 1

Too Loose: Clasp hands with top of hook in your palms (Fig. 1), squeeze gently until back bends inward slightly, place on fence to check fit. Repeat if necessary.

Too Tight: Place hands on top of hook as shown (Fig. 2), pull gently until back bends outward slightly, place on fence to check fit. Repeat if necessary.

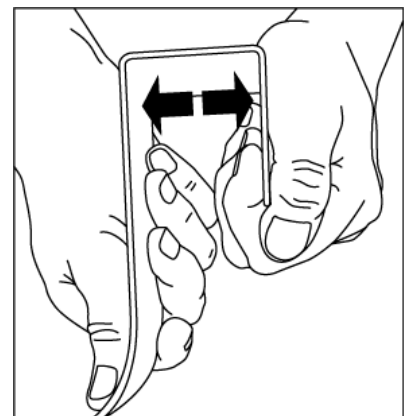


Fig. 2