







<b>4<sup>th</sup> Grade Flow Chart</b> <b>Winter to Spring-ISIP</b>					
<b>Step 1</b>	<b>Write each student's name on a sticky note indicating his or her level or tier based upon the Overall Reading score (pink for intensive, yellow for strategic, green for core, and blue for above core).</b> <i>Use the ISIP Summary Report. If a student has an overall reading score of 2007 or above, write his or her name on a blue sticky note. If a student has an overall reading score between 1846-2006, write his or her name on a green sticky, and so on for yellow and pink.</i>				
	<b>If...</b>	<b>1743 or below</b> Pink sticky note	<b>1744-1845</b> Yellow sticky note	<b>1846-2006</b> Green sticky note	<b>2007 or Above</b> Blue sticky note
<b>Step 2</b>	<b>Sort Sticky Notes by Lexile</b> <i>Sort the sticky notes into two piles by Lexile. If students have a 740 or above Lexile, place their sticky note in a pile on the right. If students have a 739 or below Lexile, place their sticky note in a pile on the left.</i>				
		<b>739 or Below</b> <b>Lexile</b> 		<b>740 or Above</b> <b>Lexile</b> 	
<b>Step 3</b>		<i>Place students that have a 1832 or below on SPL in Group 1</i>	<i>Place students that have a 1833 or above on SPL in Group 2</i>	<i>Place students that have a 120 or below on TF in Group 3</i>	<i>Place students that have a 121 or above on TF in Group 4</i>
		<b>SPL 1832 or Below</b>  <b>Group A</b>	<b>SPL 1833 or Above</b>  <b>Group B</b>	<b>TF 162 or Below</b>  <b>Group C</b>	<b>TF 163 or Above</b>  <b>Group D</b>
				Follow the sort on the left or right Cross check with weekly assessments (80% or above for Group D) and Lexile scores (Group C: 740L-1040L, Group D: 1041L or above).	

These are guidelines for using ISIP data. Use your professional judgement and other data sources to place your students in groups that best meet their needs. For step 2, follow the sort on the left or right to begin with. For example: If a student is strategic (yellow) with their overall reading score and has a score of Lexile of 740, you would place the student on the right side of the chart. Then, if the student has a 1830 on SPL, you would still place them in Group C due to the high Lexile. However, you could check TF and other assessments to ensure correct placement is group C and not group B.