

# Utah Water Garden & Koi Club

June, 2019 Newsletter

## May Meeting at Millcreek Gardens



The weather was dreadful, which forced our meeting to be held in tight quarters inside the main building of Millcreek Gardens, but it was a nice way to spend a dark and stormy night. Nathaniel presented Millcreek's newest water plant product line and we had some great pizza and fantastic cookies and cupcakes for dessert. Thanks to Jan and Lyle Wilde for providing some beautiful butterfly yard art for our raffle.

We want to thank everyone who donated food and cash for our ongoing food drive. So far our members and sponsors have donated a whopping 122 pounds of food and \$235 in cash. **THAT IS FANTASTIC!!!**



### Club Officers 2019

**President:** Richard Cobbley 801-641-0179  
([randrcobb@comcast.net](mailto:randrcobb@comcast.net))  
**Vice-President:** Kelly Flint 801-274-3040  
([kflint3040@msn.com](mailto:kflint3040@msn.com))  
**Secretary:** Sherry Avellar 801-664-9528  
([trout42@hotmail.com](mailto:trout42@hotmail.com))  
**Treasurer:** Daniel Peel 435-660-0784  
([danielpeel@me.com](mailto:danielpeel@me.com))

### Board Members

Ty Rosser 801-995-8521  
([ty@utahlights.com](mailto:ty@utahlights.com))  
Brett Reynolds 801-272-2541  
([brett@reynoldsgraphics.com](mailto:brett@reynoldsgraphics.com))  
Nancy Aoyagi 801-712-9484  
([avon\\_naoyagi@hotmail.com](mailto:avon_naoyagi@hotmail.com))  
Shirley Simmonds 702-302-6315  
([shirjonevermore@gmail.com](mailto:shirjonevermore@gmail.com))

### Sponsor Chairman

Lewis Wayman 801-916-2500  
([lwayman@stylecraftframe.com](mailto:lwayman@stylecraftframe.com))

## We need volunteers for the Light Up the Night Evening Pond Tour



Please let Sherry Avellar ([trout42@hotmail.com](mailto:trout42@hotmail.com)) or 801-664-9528 know that you are interested. She will be happy to answer any questions you have.

## BIG NEWS!



Our Good Friends at **Utah Water Gardens** have moved to a new location. They are open and ready to serve all of your water garden needs. They are located at **5911 South 1300 East, right next door to Cottonwood High School**. Please go visit them and support them. They have been a great supporter of our club and we want them to be successful in their new shop. Call them at 801-590-8516.

## Fish for Sale

For those of you who are looking to improve your herd of Koi, or try a different species of fish, you need not look any further than our very own Lewis Wayman and Daniel Peel. They are now offering high quality, beautiful, healthy and colorful koi for sale. They offer the beautiful butterfly koi as well as standard fin koi. They also often have other unique fish to offer such as the Shubunkin, Chinese Hi Fin Banded Shark and Sturgeon. Please give them a call at (435) 660-0784 or (801) 916-2500 and they would be happy to assist you.





**June Meeting**

June 20, 2019 7:00 pm  
 Utah Water Gardens (**new location!**)  
 5911 South 1300 East, Murray  
 (right next door to Cottonwood High School)  
 Topic and Speaker: Kelli Frame, owner of Wild Birds Unlimited will speak about hummingbirds.  
 Dinner will be Jimmy Johns sandwiches and Cheesecake!  
 Adult beverage friendly  
 Bring chairs




**Everyone Loves Soup! Bring in any can of soup for the food bank and get 1 extra raffle ticket!**

**July Annual Club BBQ**

July 18, 2019 7:00 pm  
 Daniel Peel and Lewis Wayman Residence  
 11707 S. Thornberry Drive, Draper  
 Adult Beverage Friendly  
 Bring chairs and a side dish to share

**TUTTI FRUTTI NIGHT!**

Bring in any two cans of fruit and receive an extra raffle ticket



**August Pond Tour**

August 10-11, 2019  
 (**Second** Weekend in August)


**August Meeting**

August 15, 2019 7:00 pm  
 The Cobbley Residence  
 1268 E. Lori Circle, Sandy  
 Adult Beverage Friendly  
 Bring chairs


**September Special Event**

September 7, 2019  
 Evening Pond Tour!

*Light Up the Night!*



Your club officers are making arrangements for a tour of approximately three beautifully lit ponds. We will end at one of the ponds where a catered dinner will be served. More details coming soon on this very special event!



**September Meeting**

September 12, 2019 7:00 pm  
 Urban Garden Company  
 365 W 800 North, Salt Lake City  
 Topic: TBD  
 Bring chairs

**October**

October 17, 2019 7:00 pm

Annual Banquet

Celeste Ristorante



5468 South 900 East

Murray



More Details Coming Soon

## *Fill the pond food drive*

This year, our club is sponsoring a year-long food drive in support of the Utah Food Bank. We encourage all members to bring packaged food items to our meetings and we will deliver them to the Food Bank. Cash donations are also most welcome. We feel it is critical to help our community feed hungry citizens, especially children.



Let's see how much we can collect by our October Banquet!



### **Most needed food items:**

Peanut Butter  
Mac & Cheese  
Canned Meats (tuna, chicken or beef)  
Chili  
SpaghettiOs/Ravioli  
Canned Fruits and Veggies  
Rice, Pasta, Oatmeal  
Other Boxed Meals

### **Current tally:**

**122 pounds of food!!**

**\$235.00**

## Plant of the Month



Common Name: Sweet Woodruff  
Type: Herbaceous perennial  
Family: Rubiaceae  
Native Range: Europe, northern Africa, northern Asia  
Zone: 4 to 8  
Height: 0.50 to 1.00 feet  
Spread: 0.75 to 1.50 feet  
Bloom Time: April to May  
Bloom Description: White  
Sun: Part shade to full shade  
Water: Medium to wet  
Maintenance: Low  
Suggested Use: Ground Cover, Herb, Naturalize  
Flower: Showy, Fragrant, Good Dried  
Leaf: Fragrant  
Tolerate: Heavy Shade, Black Walnut  
Invasive

### Culture

Easily grown in average, medium to wet, well-drained soils in part shade to full shade. Spreads by both creeping roots and self-seeding to form an attractive ground cover in moist, shady areas. Can be somewhat aggressive in optimum growing conditions. Where restraint becomes necessary, plants can be mowed with a rotary mower on a high setting. On the other hand, plants may go dormant by mid-summer if improperly grown in dry, sunny locations.

### Noteworthy Characteristics

*Galium odoratum*, commonly called sweet woodruff, is a mat-forming perennial that is most often grown as a ground cover in shady areas. Plants typically grow 8-12" tall and feature fragrant, lance-shaped, dark green leaves in whorls of 6-8 along square stems. Small, fragrant, 4-petaled, white flowers appear in loose cymes in spring. Plants emit a strong odor of freshly mown hay when foliage is crushed or cut. Aromatic intensity of the foliage increases when dried, thus dried leaves are popularly used in sachets or potpourris. Plants have also been used commercially in perfumes. Leaves are sometimes used to flavor teas and cold fruit drinks. Leaves are also used to make May wine, a punch made from white wine flavored with woodruff, orange and pineapple. Woodruff comes from Old English meaning wood that unravels, in probable reference to the creeping rootstock of the plant.

Genus name comes from the Greek word *gala* meaning milk. *G. vernus* can be used to curdle milk for making cheese.

Specific epithet means fragrant.

### Problems

No serious insect or disease problems.


### Garden Uses

Useful in herb gardens, rock gardens, naturalized areas, shady borders or as a ground cover or edging plant.



## The Koi Spot

## Chagoi (Chah'-goy)



If you want a fish with personality, look no further than the basic Chagoi. You'll discover this pet is probably more intelligent than other koi in your pond too. It is almost universally agreed to be the friendliest of the koi classifications because it is the most aggressive at feeding time and almost always the first fish to become hand-tame. For this reason, the Chagoi is sometimes purchased solely for the purposes of taming the rest of a group, and not for its color. Once one fish starts eating from your hand, it's not hard to bring the rest about.

The Chagoi is basically a brown koi, however a brown koi is not necessarily a Chagoi. Within that distinction, there are levels of quality and the discovery of valuable traits. If the basic Chagoi is a brown koi, what about the different shades of brown? Let's discuss these and the other traits that make a "good" Chagoi.

## Physical Characteristics



First, the fish should be big. Now, this doesn't apply to the young fish, but you should be able to tell that the fish has been fat and robust all its life. As a young fish it should be an aggressive eater and it should be larger than all the other fish of the same age. As an adult, a Chagoi is prized most highly if it fulfills a destiny of great size – as much as 40 inches or more. That's a big koi by any standard.

The fish should be blocky in its body shape. The base of the tail (knuckle) should be thick and fat. The head and shoulders should be broad, and no part of the fish should be slender or streamlined. The pectorals should be large and paddle shaped, and there should be no splits in the fins or the dorsal fin. And the eyes of a Chagoi should be active and bright, with the corneas being crystal clear.

## A Fishnet Fish

Let's also consider the color and pattern. There are two patterns of Chagoi – "with fukurin" and "without fukurin." Fukurin (foo'-kure-in) is when each scale is highlighted with a black edging, giving the fish a "fishnet" pattern over the brown coloration. This may be missing in scaleless Chagois and in some of the Chagoi colors. Personal preference will dictate which style you desire.

With or without fukurin, the more "lined up" the scales are, the better the fish. For example, let's say you have two Chagoi of exactly the same color and size. Both are chunky through the body and have large paddle-like pectoral fins. To determine the difference between the two, you would look at the alignment of the scales. If the rows were nice and straight like a corncob, then the fish with the straightest, most uniform rows would be awarded the point for scale pattern.

## With Diamond Shimmer

Chagoi can also occur in a ginrin (jin'-rin or geen'-leen) scalation. This occurs when proteins inside the scale (under the epidermis) are thrown up in folds, refracting light and giving the scales a diamond shimmer. There's nothing quite as nice as a Rootbeer Chagoi with ginrin in its scales.

## Varying Shades of Brown

The color of the Chagoi can vary and listed here are a few of the more popular options.

**Rootbeer Chagoi** – There's probably a fancy name for this color but it's more fun to call them Rootbeer Chagoi. These Chagoi are brown, but it's an intense, reddish-brown. Rootbeer Chagoi are available with and without fukurin.



**Green Chagoi** – Green Chagoi tend to be the friendliest of all the Chagoi color varieties. This is probably because the green Chagoi always appear to be the hungriest. Secondly, even though the green Chagoi eventually turns brown, the green gives away (early) the fact that the fish is going to have truly masterful size. The best Chagoi when they are young, less than three to four years old, are tan-greenish. When the green Chagoi eventually turns brown, the final brown color it attains is an amber-blond that is superior to the plain brown of the normal Chagoi. Green Chagoi also come with and without fukurin.

**Brown Chagoi** – If you have a brown Chagoi, it probably should have fukurin in it to define it from a common carp. The brown Chagoi is the most numerous of the Chagois and will make you very happy.

**Chagoi-Utsuri or Cha-Utsuri** (oot-surr'-ee) – This fish is brown with a black fukurin pattern, but the fish is bruised with black smudges. The deeper and more distinct the black, and the more organized the pattern is, the better the fish is. Chagoi Utsuri exist with a weak black pattern that is unevenly spread over the body, and there are those that are very artistic-looking, with deep black markings evenly distributed from left to right and front to back. Such a fish should be bought on sight. You will rarely ever see these and regret goes a long way when you realize how rare these are.



The Chagoi has relatives such as the Ochiba Shagure and the Sorogoi but, for now, as you consider getting a Chagoi, consider that while the fish has a humble color, it is in fact highly prized for redeeming traits such as size, scale alignment, and attitude. You will love your new Chagoi! *And don't forget, as with any new fish, please be sure to quarantine all new fish being added to your collection.*






## IHOP The Ponder Frog...



## Ponders: Painted Ladies of the Garden- Butterflies!

### Attracting Butterflies



Brightly colored butterflies can be a welcome addition to your wildlife garden, not only because of their beauty, but also because of their usefulness in pollinating flowers.

Attracting butterflies involves incorporating plants that serve the needs of all life stages of the butterfly. The insects need places to lay eggs, food plants for their larvae (caterpillars), places to form chrysalides and nectar sources for adults.

When you create a pollinator garden and certify it with National Wildlife Federation, it also counts towards the Million Pollinator Garden Challenge.

## Butterfly Garden Necessities

- **Plant native flowering plants** - Because many butterflies and native flowering plants have co-evolved over time and depend on each other for survival and reproduction, it is particularly important to install native flowering plants local to your geographic area. Native plants provide butterflies with the nectar or foliage they need as adults and caterpillars. The Lady Bird Johnson Wildflower Center has lists of recommended native plants by region and state.
- **Plant type and color is important** - Adult butterflies are attracted to red, yellow, orange, pink and purple blossoms that are flat-topped or clustered and have short flower tubes.
- **Plant good nectar sources in the sun** - Your key butterfly nectar source plants should receive full sun from mid-morning to mid-afternoon. Butterfly adults generally feed only in the sun. If sun is limited in your landscape, try adding butterfly nectar sources to the vegetable garden.
- **Plant for continuous bloom** - Butterflies need nectar throughout the adult phase of their life span. Try to plant so that when one plant stops blooming, another begins.
- **Say no to insecticides** - Insecticides such as malathion, Sevin, and diazinon are marketed to kill insects. Don't use these materials in or near the butterfly garden or better, anywhere on your property. Even "benign" insecticides, such as *Bacillus thuringiensis*, are lethal to butterflies (while caterpillars).
- **Feed butterfly caterpillars** - If you don't "grow" caterpillars, there will be no adults. Bringing caterpillar foods into your garden can greatly increase your chances of attracting unusual and uncommon butterflies, while giving you yet another reason to plant an increasing variety of native plants. In many cases, caterpillars of a species feed on only a very limited variety of plants. Most butterfly caterpillars never cause the leaf damage we associate with some moth caterpillars such as bagworms, tent caterpillars, or gypsy moths.
- **Provide a place for butterflies to rest** - Butterflies need sun for orientation and to warm

their wings for flight. Place flat stones in your garden to provide space for butterflies to rest and bask in the sun.

- **Give them a place for puddling** - Butterflies often congregate on wet sand and mud to partake in "puddling," drinking water and extracting minerals from damp puddles. Place coarse sand in a shallow pan and then insert the pan in the soil of your habitat. Make sure to keep the sand moist.

**Lifespan:** The average lifespan for an adult butterfly is 20 to 40 days. Some species live no longer than three or four days; others may live up to six months. So, be good to them, they don't have long to live!



- **Gulf Fritillary** - maypops, other passion vines
- **Henry's Elfin** - redbud, dahoon and yaupon hollies, maple-leaved viburnum, blueberries
- **Monarch** - milkweeds
- **Painted Lady** (Cosmopolite) - thistles, mallows, nievitas, yellow fiddleneck
- **Pygmy Blue** - saltbush, lamb's quarters, pigweed
- **Red Admiral/White Admiral** - wild cherries, black oaks, aspens, yellow and black birch
- **Silver-Spotted Skipper** - locusts, wisteria, other legumes
- **Spicebush Swallowtail** - sassafras, spicebush
- **Sulphurs** - clover, peas, vetch, alfalfa, asters
- **Variiegated Fritillary** - passion flower, maypop, violets, stonecrop, purslane
- **Viceroy** - willows, cottonwood, aspen
- **Western Tailed Blue** - vetches, milkvetches
- **Western Tiger Swallowtail** - willow, plum, alder, sycamore, hoptree, ash
- **Woodland Skipper** - grasses
- **Zebra Swallowtail** - pawpaw



## Common Butterflies and the Plants Their Caterpillars Eat

- **Acmon Blue** - buckwheat, lupines, milkvetch
- **American Painted Lady** - cudweed, everlast
- **Baird's Swallowtail** - dragon sagebrush
- **Black Swallowtail** - parsley, dill, fennel, common rue
- **Coral Hairstreak** - wild black cherry, American and chickasaw plum, black chokeberry
- **Dun Skipper** - sedges, grasses including purpletop
- **Eastern Tiger Swallowtail** - wild black cherry, ash, tulip tree, willow, sweetbay, basswood
- **Giant Swallowtail** - prickly ash, citrus, common rue, hoptree, gas plant, torchwood
- **Gray Comma** - gooseberry, azalea, elm
- **Great Purple Hairstreak** - mistletoe

**Random Thoughts**



I'm a fan of any drink facing adverse weather conditions.



## Support our Sponsors!

Click on their logo to check out their web sites!



**DYNAMIC SOLUTIONS  
FREIGHT TRANSFER**  
Salt Lake City



**HOUSE OF PUMPS**

*Specialists in Pumps & Pumping Systems*



**ESTABLISH**



Elizabeth Kimberly Design



**PLASTIC  
SPECIALTIES, INC.**  
CUSTOM COUNTER TOPS & CABINETS  
LOCALLY OWNED AND OPERATED SINCE 1968





Aaron Gardner

# Craftcenter Of Fine Stitchery



Contact- Russ- 801-592-3636  
Custom Stained Glass and Picture Framing  
Email- [Peacockstudios@hotmail.com](mailto:Peacockstudios@hotmail.com)

Designs of the Heart  
Contact: Cindy Cima – 801-860-7773  
Email: [Ccima19@msn.com](mailto:Ccima19@msn.com)

Sherrie Theobald Art  
Contact: Sherry Theobald 801-899-5273  
Email: [Shertheo@gmail.com](mailto:Shertheo@gmail.com)

Your Mortgage Solution

**OLYMPUS**  
FUNDING

Kevin Horrocks  
Primary Lending Manager  
NMLS# 255009

801-232-6559  
[kevin@olympusfunding.com](mailto:kevin@olympusfunding.com)

11576S. State Street #202 Draper, UT 84020  
Office: 801.619.3619 Fax: 801.619.4740




*Don Polo*  
Photography by Adilfa

# OWEN MORTENSEN

*Exploring the Art of Nature*



Sarah Steigers  
4525 S 2300 E Ste 101  
Holladay, UT



268 Historic 25<sup>th</sup> Street, Ogden