



Christmas & Hobby Train Villages, Churches, & Buildings

For Additional Village Pieces, Please Visit the Lighthouse Catalog

Crushed Glass & Acrylic Window sheets are available for purchase to give your finished piece that extra flair in our Supplies catalog!

Item Number	Description	Size (Inches)	Bisque
Alb-1243	 <p>Snowman & Small Tree (Snowman not shown)</p>	3.75 & 4.75 High	7.00
Alb-1244	Medium Christmas Tree (shown above)	7 3/4 Tall	7.60
AN-59	 <p>Santa's House</p>	7.25 Tall	22.50

BB-200



8 Long by
7 Wde by
10 High

40.00

Santa's Chalet

BB-201

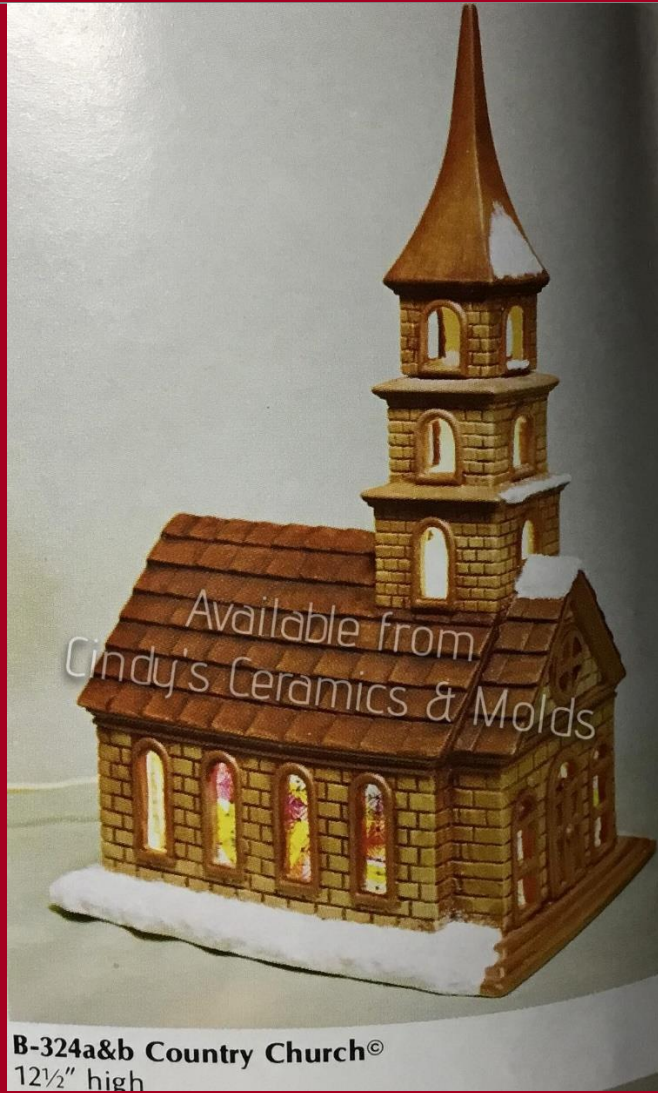


6.5 Wide
by 6.5 Tall

15.00

Base for Christmas Chalet (shown with Chalet atop)

BH-324




B-324a&b Country Church
12½" high

12.5 High

24.00

Village Church

B-329



9.2 Long

30.00

Village Covered Bridge

BH-332		5.5 High	21.00
--------	---	----------	-------

Village Train Station

B-488		6 Long by 3 High	10.50
-------	---	---------------------	-------

Village Fire Truck

BH-537		10.5 Wide	21.00
--------	---	-----------	-------

Village Courthouse

B-587




6 High by
5.5 Wide

20.00

Village Coal Tower

B-629




8 High by
6.5 Wide

25.00

Village Windmill (Windmill Blade comes Unattached)

B-639



7 Wide by
6 High by
6 Deep

21.00

Village Bank

BH-1103	 <p data-bbox="487 819 974 882">BH-1103 Small Trees 4¼" high 2 in 1 mold</p>	4 1/4 Tall	4.50 each	
Small Christmas Tree (lightable!)				
BH-1289	 <p data-bbox="925 1144 1274 1207">BH-1289 Engine & Coal Tender® 3¼" high x 8" long</p>	8 Long	10.50	
Village Train: Engine & Coalcar				
BH-1290	 <p data-bbox="186 1375 438 1428">BH-1290 Passenger Car® 3" high x 5" long</p> <p data-bbox="186 1491 438 1543">BH-1291 Caboose® 2½" high x 5" long</p>	5 Long	9.00	
Village Train: Passenger Car (shown on the left)				
BH-1291	Village Train: Freight Car (shown above on the right)		5 Long by 2.5 High	9.00

BH-1418



4.75 Long

6.50

Village Train: Caboose

BH-1461




3.5 High
by 4.25
Long

9.00

Village Corn Crib

BH-1472



3 Tall by
3.25 Long

9.00

Village Outhouse



BH-1519



Village Stone, Wood, & Picket Fences (shown around House for decoration idea).

4.5 Long,
3.5 Long,
& 1.25
Long all
by 1.5
High

9.00 (set
includes
one each
of the
items
shown in
the
lower
picture)

B-1571




Village Milkcans & Fire Hydrant with Dogs

2.5 Long
by 1.125
High &
2.25 Long
by 1 High

7.50

B-3019




7 High

24.00

Village Market Street Shops

B-3029




7.5 Tall

24.00

Village Chapel

For Shipping, we do NOT recommend the round window to be cut as intricately as shown

B-3059



6 High

21.00

Village Victorian Cottage

B-3114



4.5 Tall

12.00

Village News Stand


B-3115



2 Tall

10.50

Village Fences



C-1820



10.5 High 17.60

Church with Steeple

C-1824

Dicken's Village Trees (shown above)

7 Tall 19.40

<p>C-4076, 4107/9</p>	 <p>Jumbo "Night Before Christmas" House Not Available for Shipping</p>		<p>128.75</p>
<p>C-4076</p>	<p>Jumbo Christmas House Not Available for Shipping</p>	<p>15.5 Tall by 18 Wide by 7 Deep</p>	<p>110.00</p>
<p>C-4107</p>	<p>Three Elves</p>		<p>10.00</p>
<p>C-4108</p>	<p>Trees for Jumbo "Night Before Christmas" House</p>		<p>7.50</p>
<p>C-4109</p>	<p>Santa & Wreath Accessories</p>		<p>8.00</p>
<p>CC-572</p>	 <p>Four Village Children (works well with any of the village sets shown)</p>	<p>2 Tall</p>	<p>5.00 (set)</p>

CC-573



2.75 Tall

5.00
(set)

Two Victorian Couples

CC-574



2.75 Tall

5.00
(set)

Four Village Shoppers (works well with any of the village sets shown)

DH-292




Available from
Cindy's Ceramics & Molds

7.5 Wide
by 7.5 Tall

20.00

"Santa's Coming!" House

*DH-463



h base 14" T

Available from
Cindy's Ceramics & Molds

DH25


DI

9 Tall

20.00

Church

DM-542A



Miniature Village Part I (shown above, right)

3 High

9.00 (set)

DM-543A

Miniature Village Part II (shown above, left)

2.875 High

9.00 (set)

DM-600A/B



Christmas Village Sill Sitter (Figurine Accessories sold Separately)

14 Wide

75.00

DM-962




Figurines for Christmas Village Sill Sitter (Village Sill Sitter sold Separately)

Maximum of 2.75 Long

6.00

DM-816A



13 High

75.00

Christmas Elves Woodland Village Sill Sitter (Elves and Figurines sold Separately)

DM-55C

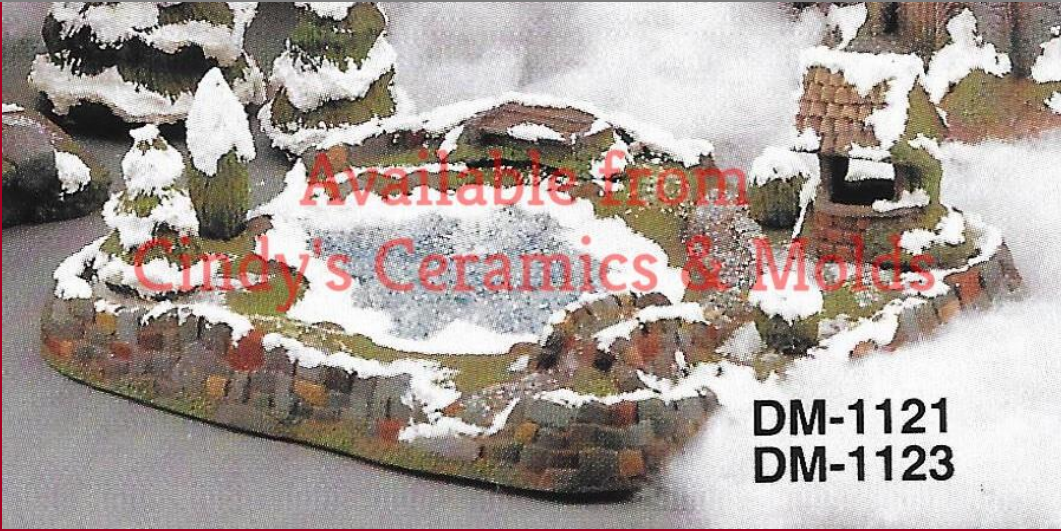


1.625 Tall

6.00

Elves and Figurines for Woodland Village Sill Sitter (Sill Sitter sold Separately)

DM-1121



7 Wide

6.10

Village Pond

TM-34



2.00

Tiny Christmas Tree

GM-546



2 3/4 & 5
3/4 Tall

10.00
(set of
two)

Tiny & Small Trees (lightable)


N-202



3 1/2, 4
1/2, & 5 1/2
Tall

15.00
(set of
three)

Set of Three Small Trees
(not able to be lit)



Wintertime Village

Note: This is not a highly detailed set and as such is perfect for painters of all skill levels!

G-83/9

92.25

G-83

Large Village Base

19.5
Diameter

30.00

G-84

Wintertime Village Church

9.75 Tall

8.00

G-85

Wintertime Village Candy Shop & Dry Goods

5 Tall

12.00
(set of
two)

G-86

Wintertime Village Toy Shop & Town Tree

5.5 Tall

12.00
(set of
two)

G-87

Trees (for Village)

10 Tall

14.00

G-88

Three Trees (for Village)

9.5 Tall

14.00

G-89


Village People

3 Tall

7.00

G-211/5	 <p>Available from Cindy's Ceramics & Molds</p> <p>Small Wintertime Village Note: This is not a highly detailed set and as such is perfect for painters of all skill levels! (Small tree shown on the right is not currently available- additional options are available)</p>		46.80
G-211	Small Village Base	13.25 Wide	24.00
G-212	Small Village Church	6.75 High	5.00
G-213	Small Village Toy Shop	4.75 High	5.00
G-214	Small Village Trees (two sets are required to achieve the picture above)	6 High	6.00 (each set)
GS-489/4	Small Mantlepiece Village		22.80
GS-489	 <p># 489 3 1/2" x 4 1/2" 7 1/2 lbs.</p> <p>Small Village House</p>	3.5 by 4.5	8.00

GS-490




4 by 6.5

8.00

Penny Bank for Village


GS-493



4 by 6.5

8.00

Railroad Station for Village



GS-494

4 by 6.5

8.00

Village Church

GS-531

Village People

2, 2.5, 2.5,
& 4.5 Tall

5.00
(set)

GS-533

Four Piece Village People Set

2.5 Tall
Each

5.00 (set
of four)

HS-373/6



Base: 14
 1/2 Long;
 House: 7
 1/2 Tall;
 Lamppost
 9 1/2 Tall;
 Santa 5
 1/4 Tall

55.00

"Making A List" Scene

HS-523



8 Long

8.00

Farmhouse Add-On (Can be used along or added to many plain pieces)


H-688 &
1749



7 1/2 Tall \$15.00

Small Christmas Tree & Base (lightable!)

*H-1972



16.00

Candy Store



KC-20

15.00

Adobe Village House (Bethlehem Village)



K-2090/1

, 2092

9 Tall

20.00

Train Station
(People not currently available)

K-2100/1




7 Tall

13.40

Watchmaker

K-2102/3




6 Tall

15.00

Bakery & Accessories

K-2104/5



7.5 Tall

17.90

Pub & Accessories

K-2106/7




5 Tall

15.30

Tearoom

K-2108/9

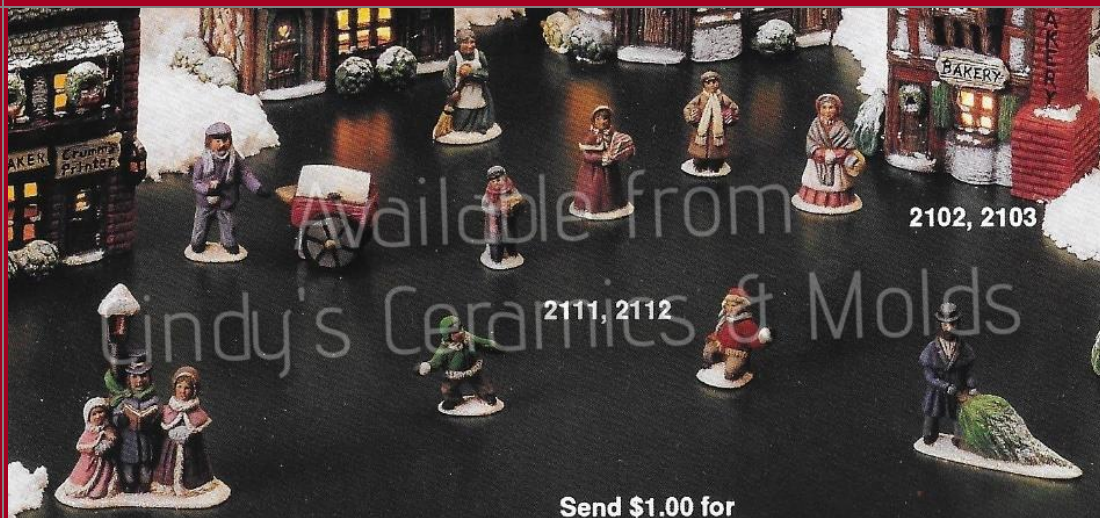


9 Tall

26.30

Church & Accessories

K-2111



1.5 Tall

5.60 (set)

Villagers (Shown along with K-2112 Vilagers)


K-2112

Village People (Shown above along with K-2111 Vilagers)

1-1.5 Tall

5.60 (set)

LEF-
245M



Medium Church

For Shipping, we do NOT recommend every window be cut as shown)

12 High

30.00

MM-5027




Tree: 5
Tall; Base:
3 ⁷/₁₀
Diameter
by ³/₄ Tall

7.50

Small Christmas Tree

MM-97

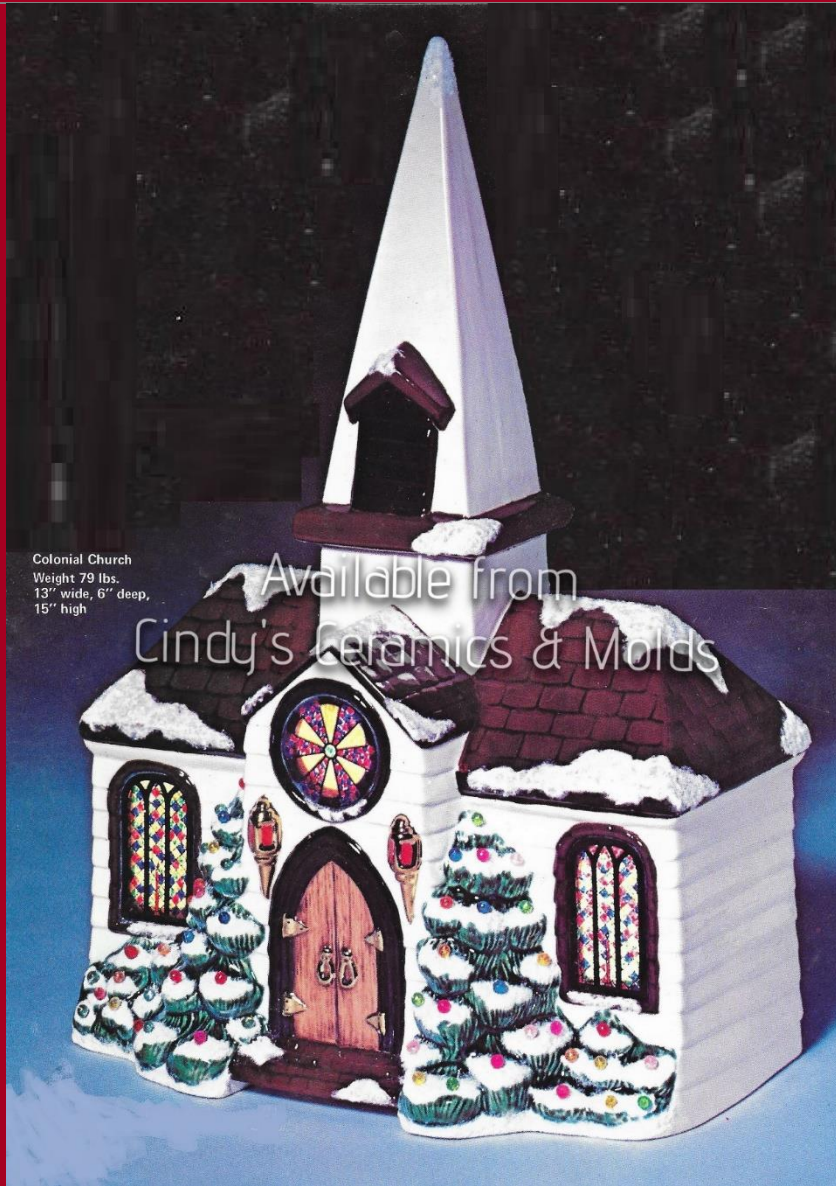


1 ³/₈ Tall
& 1 ⁷/₈
Tall

1.50 (set
of two)

Miniature Christmas Tree Set
(Set of Two; can be lit with battery operated candles)

ML-31



Colonial Church
Weight 79 lbs.
13" wide, 6" deep,
15" high

Available from
Cindy's Ceramics & Molds

13 Wide
by 6 Deep
by 15
High

60.00

Colonial Church

For Shipping, we do NOT recommend the round window to be cut as intricately as shown

FM-799



Christmas Chalet

Approx.
One Cubic
Foot

35.00

NM-1134



Small Christmas Chalet (Base not included)

4.5 Tall

9.90


X-229

Small Christmas Tree

3 1/2
High

\$4.00

OCS-294




9.75 Wide
by 14
Long

30.00

Church
(one church included, we just wanted to show two different angles)

*P-291




9.5 Tall

15.00

Santa House

P-292



4 Wide by
9.5 High

17.50

Church

*P-293



5 Tall

7.50

General Store

*P-296



5.75 Tall

7.50

Candle House

*P-297



4.75 Long
by 4.5
High

7.50

Cake House

*P-298



5.5 Tall

7.50

House with Girl at Door

*P-299



4.5 Long

6.00

Sleigh

*P-300



3 High

6.00

Carolers with Dog

*P-301



3.5 Tall

6.00

Snowman

*P-302



3 High

6.00 (set of two)

Couple Singing and Woman with a Basket

*P-303

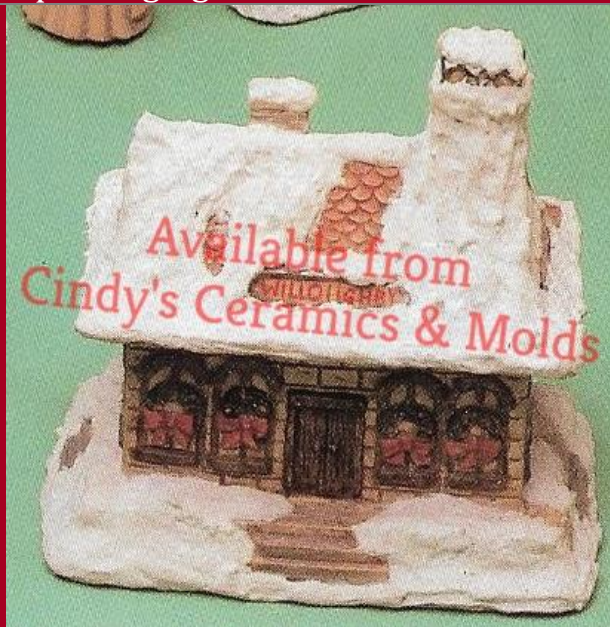


3 High

5.00 (set of two)

Couple Singing and Woman with a Lantern


*P-324



6 High by
6.5 Wide

8.00

Village Station



*P-326

6.75 by
5.5 by
3.75

7.50

Village School



*P-328

3.5 High

6.00 (set
of two)

Policeman and Lamplighter
(lampposts sold separately)

*P-329



4.75 High

6.00 (set of two)

Lampposts (set of two)

*P-385



3 Tall

7.50

Skating Couple

*P-386



2.75 High

7.50

Ice Kids (set of three)

*P-387



2.75 High

7.50

Girl on Sled & Dog with Present

P-605



19.5 Long 50.00

Christmas Farm Base (Trees, Villagers, Wreaths, and Garland are not currently available)

P-606



5.5 Tall 25.00

Barn & Silo

P-607



4 Tall

17.10

Farmhouse

P-608



4 Tall

18.90

Grist Mill

*P-414




3.25 High

5.00 (set of two)

Town Crier and Father with Tree

*P-479C



3.5 High

6.00

Village People for Village Gazebo

R-559



3 to 5 Tall

10.50

Four Small Christmas Trees

RIV-972/
J-3498



Tree: 6
Tall; Base:
3 ⁷/₁₀
Diameter
by ³/₄ Tall

12.40

Christmas Tree & Snow Base (Base not shown; lightable)

S-405



4 Tall

4.20
Each as
pictured;
3.00
Each
without
bases/
holes for
lighting

Small Christmas Tree & Base (can be lit)



*S-522

8 Tall

12.60

(20)

Village Trees (Village Buildings No Longer Available)

*S-527

Village Base
Not Available for Shipping

16 Long
by 17
Wide

27.00

*S-528

Village Lamppost & Town Tree

5 Tall

6.50


*S-706

Christmas Village People

2 Tall

6.50

*S-
527/789



Available from
Cindy's Ceramics & Molds

69.50

Bethlehem Village (includes only one set of palm trees, please request extra if desired; Base Not Available for Shipping)

*S-527

Village Base
Not Available for Shipping

16 Long
by 17
Wide

27.00

*S-784

Bethlehem Village Inn (Sorry, No Vacancy!)

10.10

*S-785

Bethlehem Village House

10.10

*S-786

Bethlehem Village Manger

6.50

*S-787

Bethlehem Village Two Trees (Two sets shown)

6.50

*S-788

Bethlehem Village: Holy Family, Jesus, Wisemen, & Shepherd

6.50

*S-789

Bethlehem Village: Two Camels, Cow, Donkey, & Lamb

6.50



*S-522/893

86.20

522 Trees
527 Base
888 House
889 Workshop
890 Stable
891 Mailbox, SI
892 Mr. & Mrs.
893 Reindeer

North Pole Village (Base Not Available for Shipping)

*S-522	Village Trees	8 Tall	12.60
*S-527	Village Base Not Available for Shipping	16 Long by 17 Wide	27.00
*S-888	Santa's House	6 Tall	11.20
*S-889	Elves' Workshop	5 Tall	11.20
*S-890	Reindeer Stable	5 Tall	8.60
*S-891	Accessories: North Pole, Sleigh, Mailbox		6.80
*S-892	Mrs. & Mrs. Claus & Elves	2 Tall	6.50
*S-893	Four Reindeer	2 Tall	6.80

*S-841,
888, 892



Base: 8
Wide;
House: 6
Tall;
Figurines:
2 Tall

25.60

Santa's House, Base, & Figurines


S-775



7.60

Carolers and Lamppost (fits against the S-1179 Church, sold separately)

S-1179



16 Tall

19.10

Church Window Scene (church only- Carolers Sold Separately)

*S-522/1391



88.20

Dickens Village (Based upon A Christmas Carol; Base Not Available for Shipping)

*S-522


Village Trees

8 Tall

12.60

*S-527	Village Base Not Available for Shipping	16 Long by 17 Wide	27.00
*S-1385/91	Scrooge & Marley's Office		10.40
*S-1386/91	Candle Shop	6 Tall	10.40
*S-1387/91	Butcher Shop		10.40
*S-1388/91	Cratchit House		10.40
*S-1389	Tree, Lamppost, & Wreath		5.80
*S-1390	Scrooge, Cratchit, & Butcher		5.80
S-1504/0	 <p>Miniature Christmas Village & Base Wiring Set Available using diodes</p>		49.80
S-1504	Miniature Village Base		15.80
S-1505	Miniature Village Church		6.10
S-1506	Miniature Village Mill		6.10
S-1507	Miniature Village Covered Bridge		6.10
S-1508	Miniature Village Mill's Inn		6.10
S-1509	Miniature Village Pub		6.10
S-1510	Miniature Village Trees		6.10

S-2274



4.00
each

Three Slim Trees & Bases (works well with any of the stand-alone villages)

S-
527/2516




87.90

Southwest Christmas Village (Garland, Christmas Lights, etc. not available; Base Not Available for Shipping)

S-527	Village Base Not Available for Shipping	16 Long by 17 Wide	27.00
S-2510	Mission		7.20
S-2511	Trading Post	5 Tall	7.20
S-2512	Hotel	5 Tall	7.20
S-2513	House	5 Tall	7.20
S-2514	Rock Backdrop & Sun Disc		23.00
S-2515	Southwest Village Accessories: Cactus, Oven, & Accessories		7.20
S-2516	Southwest Village Accessories: People & Animals		6.50
S-3683, 3752		9 ³ / ₄ Tall by 6 ¹ / ₂ Diameter	19.10
	Dickens' Village Lantern		

TBM-171/F



Winter Scene Silhouette with Sunrise Background (Sunrise Background not shown, Shown with Alpine insert on background [TBM-193/F]) (light)

10 High
by 9.5
Wide

30.75


TBM-193/F

Winter Scene Silhouette with Alpine Background (Shown Above) (light)

10 High
by 9.5
Wide

30.75

TBM-195H



Watermill Small Lightup

5.5 by 5

20.00

TBM-195I



6 by 5

20.00

Winter Church Small Lightup


TX-69

"Night Before Christmas" Round Snow House

7.5 by 8

22.50

VIP-1351




10 by 6 by
8

25.00

Inn

VIP-1352



6.75 by
5.75 by
4.75

20.00

Clapboard House

VIP-1353



#1353

#1366

Available from
Cindy's Ceramics & Molds


#1369

9 by 5

25.00

Church

VIP-1357




#1357

7.25 by 4
by 6.25

20.00

Cut Stone House




VIP-1358

7.25 by 5
by 6.25

20.00

House with Porch



VIP-1359

5.75 by 4
by 6.75

20.00

Field Stone House



VIP-1360

6.75 by
6.5 by
4.75

21.25

Train Station (Village People Sold Separately)



VIP-1361

8.5 by
8.75 by
7.5

23.00

Barn


VIP-1362

Silo (shown above)

8.75 Tall

12.00

VIP-1363



9.5 by 5
by 6.75

23.00

Main Street

VIP-1364




8.25 by
5.75 by
6.25

23.00

Firehouse

VIP-1365



Tree: 5
Tall; Base:
1 Tall

8.00

Tree & Base (Base not Shown)

VIP-1366

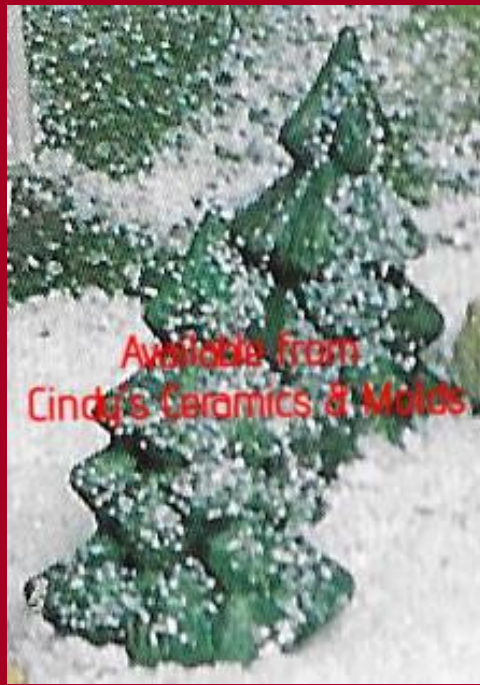


7 1/4 Tall

15.00

Small Christmas Tree & Base (shown on the far left in color picture-
can be lit)

VIP-1367



3 Tall

2.00

Tiny Christmas Tree
(can be lit by using battery operated candles as bases)

VIP-1368



1.75 Tall

8.00

Kids Playing in the Snow (set of four)

VIP-1369



1.75 Tall

8.00

Carolers (set of four)

VIP-1383




4.75 by
8.25 by
4.25

15.00

Large Covered Bridge

VIP-1384




7.5 by 9
by 4.25

23.00

Sawmill

VIP-1385




6 by 7 by
4.75

20.00

Log Cabin

VIP-1386




7.5 by 9
by 4.5

23.00

Schoolhouse

VIP-1387




5.5 by
6.25 by
4.5

20.00

Post Office

VIP-1388



1.25 to
3.75 Tall

8.80

Lamppost, Fire Hydrant, Mailbox, and Railroad Crossing Accessories

VIP-1400

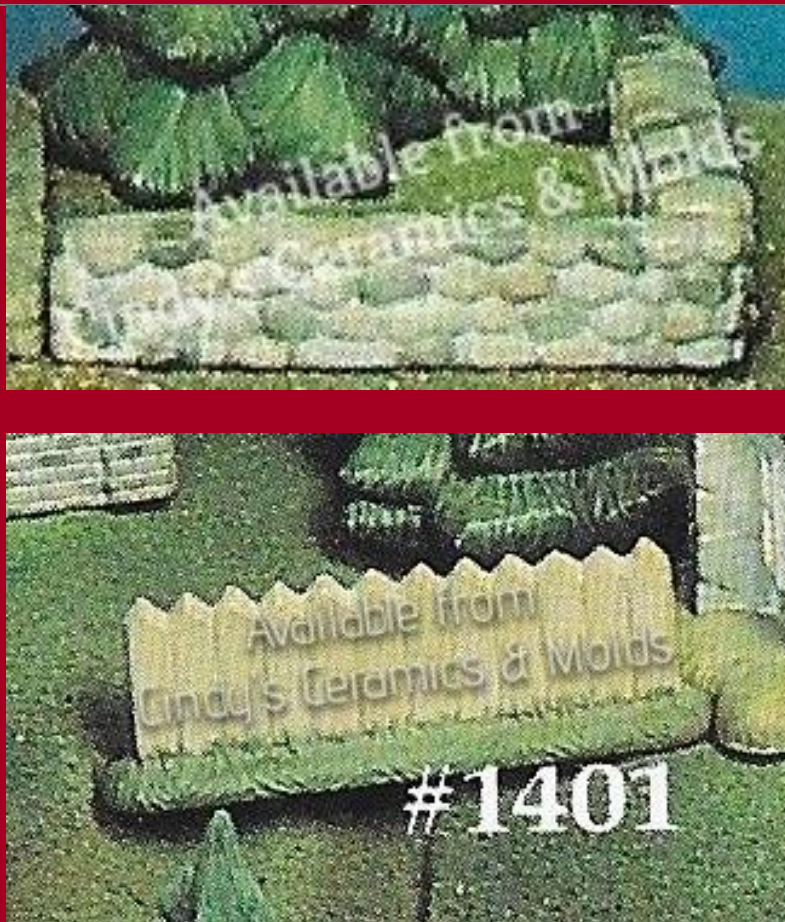


.75 to 1.5
Tall

7.60

Farm Animals

VIP-1401



4 Long

6.00
(set)

Picket & Stone Fences

VIP-1402



4 Long

6.00
(set)

Brick & Split Rail Fences (Brick Fence not Shown)

VIP-1403



1 to 1.25
Tall

6.00
(set)

Barrels, Hay, & Water Trough

VIP-1415




1.75 Tall

8.00

People, Horse and Wagon

VIP-1429



Outhouse & Shed

2.75 by 2.25 & 3.5 by 2.75

11.60

VIP-1430




Wishing Well & Fruit Stand (Set of two pieces)

2.5 & 2.75 by 4.25

13.00

VIP-1431




Gazebo

4.25 by 4.75

12.50

VIP-1432




7.5 by 9
by 5.5

25.70

Library

VIP-1433




6 by 9 by
7

27.00

Courthouse

VIP-1434




#1434

6.25 by
6.5 by
6.75

24.00

Police Station

VIP-1435




#1435

9.25 by
4.25 by
6.5

25.70

Main Street #2

VIP-1436




8.75 by
5.75 by 7

27.00

Farm House

#1438




VIP-
1438

7.5 by
2.25 by
6.5

18.80

Clapboard House with Dormers

VIP-1453



6 by 9.5
by 7.25

28.00

Hospital

VIP-1467




6 by 6 by
6.25

25.60

Bank

VIP-1468




7 by 6 by
5.25

21.50

Saloon

VIP-
1470




5 by 3.75
by 4.75

16.40

Small Clapboard House

VIP-1471



6.25 by
4.25 by
5.25

16.80

Small Fieldstone House

VIP-1472



7 by 5 by
5.5

20.00

Small Barn


VIP-1473

Small Silo (see above photograph)

7 Tall

10.00

VIP-1474




6.5 by 4.5
by 8.25

19.00

Small Church

VIP-1475




5 by 4.25
by 4.75

18.00

Small Log Cabin

VIP-1476




7.25 by
4.5 by 5

20.00

Small Main Street

VIP-1477

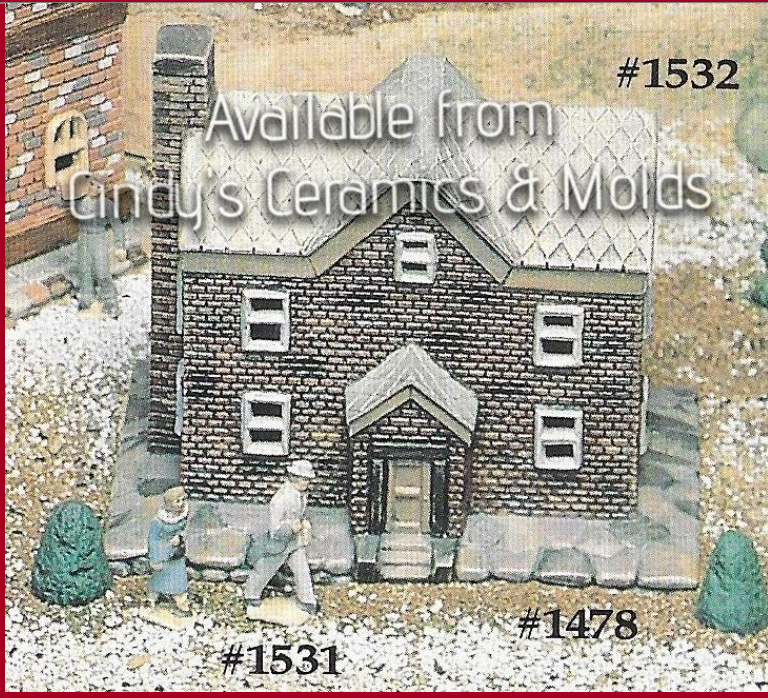


6 by 4.5
by 5

18.80

Small Sawmill

VIP-1478



6 by 4 by 4.75

16.80

Small Brick House

VIP-1495



2.25 High

5.00 (set of two)

Kids Playing in the Snow

VIP-1504



5.25 by 5.75 by 4.25

22.50

Gas Station

VIP-1509



Train Engine & Coal Car

6 Long by 2.75 High (Engine) and 3.5 Long by 2 High (Coal Car)

10.00

VIP-1510




Train Passenger Car & Caboose

5.25 Long by 2.25 High (Passenger Car) and 5.25 Long by 3 High (Caboose)

10.00

VIP-1514



Factory (Chimney is shorter than shown)

9.5 by 6 by 9

25.00

VIP-1524



3.25 by
4.75 by
2.5 & 2.25
by 3 by
2.25

13.20

Freight Station & Newsstand

VIP-1525



6.75 by 8
by 6.75

26.00

Movie Theater

VIP-1531



1.5 Tall

6.40

Village People (set of five)

VIP-1532




1.5 Tall

6.40

Village People (set of five)

VIP-1533



7.5 by
6.25 by
4.5

20.00

Small Schoolhouse

VIP-1534




7.25 by
3.75 by 5

18.80

Small Diner

VIP-1535




5 by 10 by
6.5

25.20

Large Diner

VIP-1542




7.5 by 5.5
by 6.75

25.20

General Store

VIP-1551




5.25 by 7
by 4.75

20.40

Small Train Depot

VIP-1552



#1552


Available from
Cindy's Ceramics & Molds

6.5 by 5.5
by 5.5

18.80

Small Bank

VIP-1553



#14

360

Available from
Cindy's Ceramics & Molds

5.5 & 6.75
Tall

12.80
(set)

Two Oak Trees

VIP-1554



1 to 1.5
Tall

7.20

Shrubs

VIP-
1561



12.5 by
8.5 by 7

35.60

Large Cathedral

VIP-1563



2.5 & 3.5
Long

7.20 (set
of two)

Two Cars

VIP-1564



2.5 & 3.5
Long

7.20 (set
of two)

Two Cars

VIP-1565




2.5 & 3.5
Long

7.20 (set
of two)

Two Cars

VIP-1566




11 by 7 by
7.5

38.25

Mansion

VIP-1567




7.25 by
7.25 by 6

23.20

Cottage

VIP-1568




6 by 6.25
by 4.5

18.80

Small Victorian House

VIP-1574



8 by 7.5
by 6.25

26.60

Large Victorian House

VIP-1575




6.5 Long

10.00

Footbridge

VIP-1589




5.75 by
5.75 by
4.75

18.00

Small Toy Shop

VIP-1590




Funeral Parlor

6 by 7.5
by 7.25

27.20

VIP-1598



Toy Shop

6.75 by 6
by 4

20.00

VIP-1621




4.75 by
6.25 by
6.75

18.80

Small City Hall

VIP-1622




5.5 by 5
by 5.75

18.80

Small Firehouse

VIP-1624




6.5 by 7.5
by 5

26.60

Blacksmith Shop

VIP-1625




5.25 Tall

5.00

Flagpole

VIP-1640




5.5 by 4.5
by 4.5

18.00

Small Police Station

VIP-1642




7 by 7.25
by 7

27.90

Small Butcher Shop & Grocery

VIP-1643




Grand Hotel

7 by 10 by
5

31.50

VIP-
1651



Small Brewery

5.5 by 6.5
by 4.5

18.80

VIP-1652



6.40

Village People (Five)

VIP-1653



7.00
(set)

Village People

VIP-1654



6.5 by 9
by 5.25

27.90

Brewery

VIP-1655




7 by 7.5
by 5.5

27.90

Apothecary & Millinery

VIP-1656




3.75 Tall
by 7 Long
by 2.75
Wide

19.20

Small Covered Bridge

VIP-1660




Milline

6.75 by
10.5 Long
by 5.75

31.50

San Francisco-Style Row Houses

VIP-1666



B


Available from
Cindy's Ceramics & Molds

8 by 6.5
by 6.25

27.50

Brick House

VIP-1668




5.75 by
5.25 by
4.5

18.80

Small Two-Story Clapboard House

VIP-1669




5.75 by 5
by 5.25

18.80

Small Farmhouse

VIP-1692




7 by 5.25
by 4.5

24.80

Doctor's Office

VIP-1693




7.25 by
5.25 by
4.25

24.80

Bicycle Shop


VIP-1716



18.80

Small Post Office

VIP-1717



6 by 5 by 4.5

18.80

Small Watchmaker & Shoemaker Shops


VIP-1718



8.40 (full set)

Small Village Accessories: Stop Sign, Road Name Sign, Two Street Signs, Fire Hydrant, and Mailbox

VIP-1739




12.25 by 6.5 by 6.5

27.90

Large Town Hall

VIP-1741



9.5 Tall by
6.5 Square

28.80

Small Cathedral

VIP-1756




1.5 Tall

5.60

Village Road Signs

VIP-1757



4.5 by 5

8.00

Billboard & Telephone Pole


VIP-1758



Taxi & Ambulance

7.20 (set of two)

VIP-1764




Victorian House with Two Turrets

Note: Windows are NOT cut out in the picture above, they are painted. We can cut out some of these windows, but NOT all.

8 by 5.5 by 9

27.50

VIP-1771



Chicken Coop & Corn Crib

2.25 and 2.75 Tall

13.00


VIP-1793



22.00

Small Round Barn

VIP-1794



26.00

Large Round Barn


VIP-1796



24.00

Small Pottery Shop

VIP-1797



26.00

Cut Stone House



VIP-1798

27.00

Large Pottery Shop

VIP-1840

Fish & Chips Restaurant

25.00

VIP-1841

Cut Stone House

27.00

VIP-1847

Salt Box House

22.50

VIP-1848

Gambrel Roof House

22.50

WMI-131/0



36.00

Miniature Village

WMI-131

Shop (shown above)

2.5 High
by 3 Wide
by 2 Long

4.00

WMI-132

Grange Hall (shown above)

3 High by
4 Wide by
2 Long

4.00

WMI-133

Barn (shown above)

3.25 High
by 2.25
Wide by
3.25 Long

4.00

WMI-134

Church (shown above)

3.5 High
by 2,25
Wide by 4
Long

4.00

WMI-135

Stone House (shown above)

3.5 High
by 2.25
Wide by 2
Long

4.00

WMI-136

Covered Bridge (shown above)

2 High by
2.25 Wide
by 3.25
Long

5.00

WMI-137


Train Station (shown above)

3 High by
3.5 Wide
by 2.25
Long


4.00

WMI-138	Country House (shown above)	3.25 High by 3.25 Wide by 3 Long	4.00
WMI-139	Windmill (shown above)	4.5 High by 3.5 Wide by 3.5 Long	5.00
WMI-140	Schoolhouse (shown above)	3 high by 2 Wide by 3 Long	4.00

W-288	 <p data-bbox="418 1350 1045 1386">Two-Story House with Christmas Trees</p>	11.5 Wide by 8 High	22.50
-------	--	------------------------	-------

W-289	 <p data-bbox="581 1955 883 1995">House with Garage</p>	10.5 Long by 5.5 High	20.00
-------	---	-----------------------------	-------

W-290




6 1/2
Deep by 6
1/2 Tall

17.50

House with Santa

W-295




3 & 2 High

6.00 (set
of two)

Two Small Trees
(ask about lighting options- either electric or battery)

ML-64C	 <p>CHRISTMAS VILLAGE Mold No. 64ABCD Lamp Parts Set No. 564 Mini People Set No. 564P</p>		12.00
Church (other items shown are not currently available)			
Alb-1317	Small Trees (set of two)	1.875 & 2 Tall	5.40 (set of two)
Alb-1246	 <p>Tree on Sled</p>	2.25 High by 4.5 Long	5.40

Alb-1259	 <p>#1259 3 3/8" H x 5 1/2" W</p> <p>Available from Cindy's Ceramics & Molds</p>	3.375 High by 5.25 Wide	7.00
Igloo			

Alb-1322	 <p>#1319 6 Snow Babies 1/2" H - 1 3/4" H</p> <p>2" H - 1 5/8" L</p> <p>Available from Cindy's Ceramics & Molds</p> <p>#1322 2 Bears 2" H - 4 1/8" L</p>	2 High by 4.125 Wide	7.00 (set of two)
Two Polar Bears			

Alb-1355	 <p>#1355 1/2" to 1 1/8" H</p> <p>Available from Cindy's Ceramics & Molds</p>	.5 to 1.125 High	5.10 (set)
Squirrel, Hedgehog, Rabbit, & Two Birds			

Alb-1251	 <p>#1251 1" to 1 3/8" H</p> <p>Available from Cindy's Ceramics & Molds</p>	1 to 1.325 High	5.10 (set)
Two Seals and Two Bears			

Alb-1252	 <p>#1252 1" to 1 5/8" H</p> <p>Available from Cindy's Ceramics & Molds</p>	1 to 1.625 High	5.10 (set)
Two Huskies, Two Penguins, & Walrus			
Alb-1369	 <p>#1369 3/4" H - 1 3/4" H</p> <p>Available from Cindy's Ceramics & Molds</p>	.75 to 1.75 High	5.10 (set)
Rooster, Hen, & Two Pigs			
Alb-1288	 <p>#1288 2" H x 5 1/4" L</p> <p>Available from Cindy's Ceramics & Molds</p>	2 High by 5.25 Wide	5.00
Fence			
Alb-1185	 <p>#1185 1/4" - 1 1/4" H</p> <p>Available from Cindy's Ceramics & Molds</p>	.25 to 1.25 Diameter	5.00 (set)
Set of Seven Snowballs			

Alb-1318



2.875 & 5.25 High 7.00 (set of two)

Large Trees

CM-377



15.00

Base for CM-378 (shown with optional CM-378 Two-Sided Christmas House & Carolers)

CM-378

Two-Sided Christmas House & Carolers (Shown Above, both sides)

15.5 Tall 25.00

J-3730




3.5 Tall by
3 Wide

10.00

Miniature Christmas "Glitter" House
Can also be made as ornaments!
(Shown on the right)

J-3731



5.5 Tall by
3 Wide

12.00

Miniature Christmas "Glitter" Church
Can also be made as large ornaments!
(plastic accessories available from mass market stores)

MAC-
5005/95



14 Tall

45.00

Christmas House Light




L-1202

9 Tall

20.00

Victorian House

Note: Not all Windows can be cut out



L-1238


8 High

20.00

Victorian House

Note: Not all Windows can be cut out

L-1240



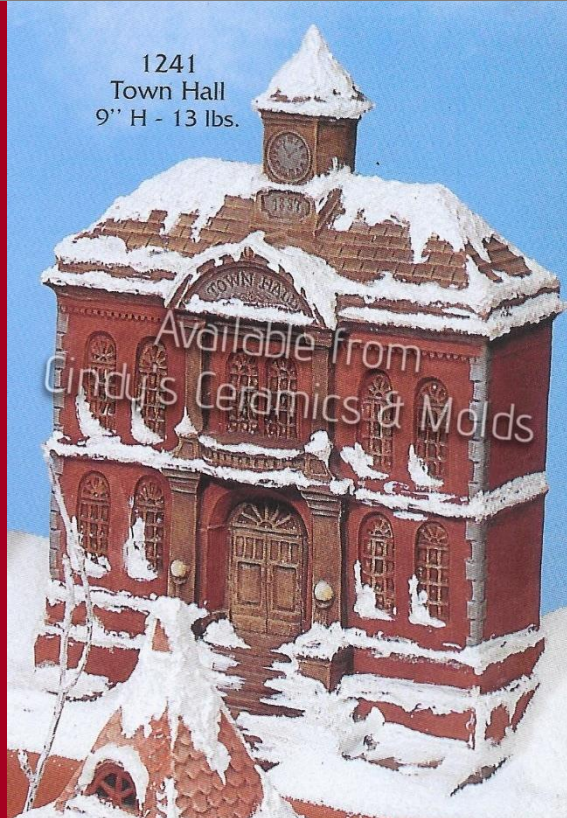
8 High

20.00

Stone Church

Note: Not all Windows can be cut out

L-1241



9 High

20.00

Town Hall

Note: Not all Windows can be cut out

L-1242




7 High

20.00

Fire Station

Note: Not all Windows can be cut out; Bunting Shown on Upper Balcony is not Available

L-1243



7 High

20.00

Country Store

Note: Not all Windows can be cut out



P-HS-133

11.50

Build-Your-Own-Castle (one piece of each construction item plus four cornices)

Picture is representative of what may be constructed using several multiples of each of the pieces. Use a craft glue or epoxy to affix each item together.

P-HS-133-LW	Build-Your-Own Castle Long Wall	1.00 each
P-HS-133-DW	Build-Your-Own Castle Wall with Door	1.00 each
P-HS-133-LT	Build-Your-Own Castle Large Octagon Turret	1.00 each
P-HS-133-ST	Build-Your-Own Castle Small Square Turret	0.80 each
P-HS-133-SO	Build-Your-Own Castle Short Octagon	1.00 each
P-HS-133-TO	Build-Your-Own Castle Tall Octagon	1.50 each
P-HS-133-LR	Build-Your-Own Castle Long Tile Roof	0.80 each
P-HS-133-H	Build-Your-Own Castle Hut	1.00 each
P-HS-133-CP	Build-Your-Own Castle Cornice (set of four)	1.00 (set of four)
P-HS-133-ST	Build-Your-Own Castle Small Square Tower	1.00 each
P-HS-133-LS	Build-Your-Own Castle Long Stone House	1.00 each

P-HS-133-T

Build-Your-Own Castle Tavern with Thatch Roof

1.00 each

B-325



5.375 High

21.00

House

B-604




5.375 High by 6 Wide by 5.5 Deep

18.00

Log Cabin (Trees not included)

BH-1471



4.625 Long by 2.75 High

9.00

Springhouse

B-3116



7 High

13.80

Village Trees

CC-560



2 to 2.5 Tall

5.00 set

Victorian Village Musicians (set of Five)

L-1246



2 Tall

16.00
Set of
two

Two Fire Wagons

Alb-1321



1.75 &
2.25 Tall

6.00 (set
of two)

Two Baby Fawns

Alb-1367



2.5 & 1.5
Tall

6.00 (set
of two)

Calf & Goat

Alb-1368

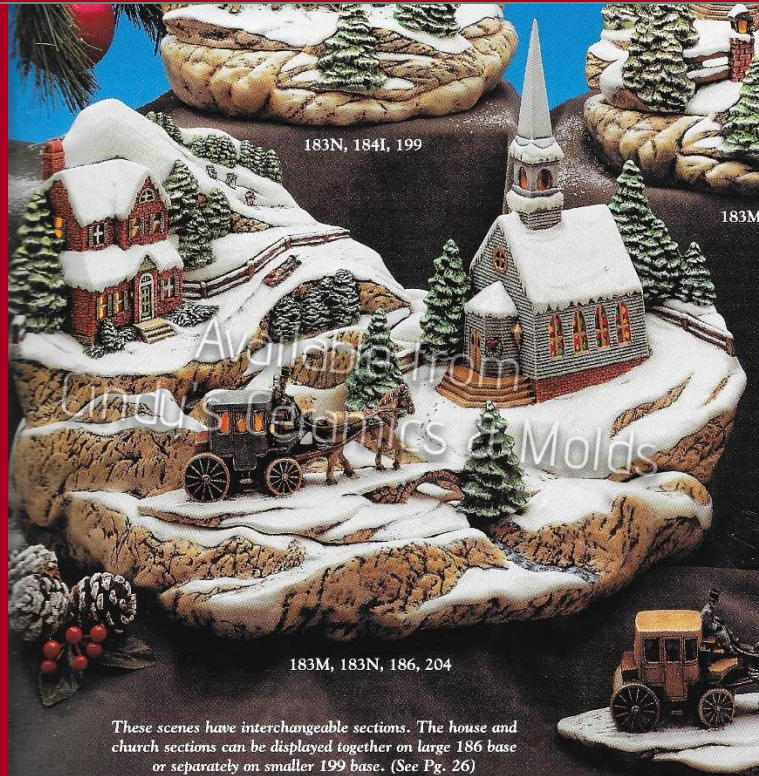


1.375 to
1.75 Tall

6.00 (set
of three)

Goose, Duck & Lamb

TBM-204



4.5 Tall

17.50

Winter Coach for TBM-186 Base (shown in the front of the scene, additional sections/ base shown that are available separately)

TBM-195A



Available from
Cindy's Ceramics & Molds

5 High by
5 Wide

20.00

Winter Cabin Small Lightup

