

## Phonics - Step 1, 2, 3

In the following pages you will find drawer labels that you can print, cut, and adhere to the outside of the drawers. Our materials were designed to fit most standard hardware towers. The cards that fit into the drawers are approx. 1½" x 3" - make sure your drawers are slightly larger. **Please Note:** We have included additional labels that are not shown in the photograph below. You will need to organize your towers to suit the needs of your students - or add a 4th tower in order to accommodate all of the materials included in the following pages. The photo below shows the towers filled with the Pink Blue Green Language Series: the labels in the following pages are for the Step 1, 2, 3 Series.



**Step 1** is the same as our Pink Series (2-3 letter phonetic words)  
**Step 2** is the same as our Blue Series (4+ letter phonetic words)  
 Step 3 is the same as our Green Series (phonograms, digraphs, and blends)

The Following pages have clickable links that will direct you to the materials for each set of drawer labels.

[Words and Picture Cards - Step 1](#)

[Words and Picture Cards \(Real Photographs\) - Step 1](#)

<b>Step 1</b> Words and Pictures Set 1	<b>Step 1</b> Words and Pictures Set 2	<b>Step 1</b> Words and Pictures Set 3	<b>Step 1</b> Words and Pictures Set 4
<b>Step 1</b> Words and Pictures Set 5	<b>Step 1</b> Words and Pictures Set 6	<b>Step 1</b> Words and Pictures Set 7	

[Phonetic Sheets and Labels - Step 1](#)

[Phonetic Sheets and Labels \(Real Photographs\) - Step 1](#)

<b>Step 1</b> Sheets and Labels 1 & 2	<b>Step 1</b> Sheets and Labels 3 & 4	<b>Step 1</b> Sheets and Labels 5 & 6
---	---	---

(drawer is for labels only, store sheets separately)

[Moveable Alphabet Pictures - Step 1 \(small\)](#)

<b>Step 1</b> Moveable Alphabet Pictures
--

[Phonetic Word Cards - Step 1 \(Red/Blue\)](#)

(divide the cards into 4 groups for A, B, C and D)

<b>Word Cards</b> <b>Step 1</b> A	<b>Word Cards</b> <b>Step 1</b> B	<b>Word Cards</b> <b>Step 1</b> C	<b>Word Cards</b> <b>Step 1</b> D
--------------------------------------	--------------------------------------	--------------------------------------	--------------------------------------

[Phonetic Word Cards - Step 1 \(Black/Red\)](#)

(divide the cards into 4 groups for A, B, C and D)

<b>Word Cards</b> <b>Step 1</b> A	<b>Word Cards</b> <b>Step 1</b> B	<b>Word Cards</b> <b>Step 1</b> C	<b>Word Cards</b> <b>Step 1</b> D
--------------------------------------	--------------------------------------	--------------------------------------	--------------------------------------

Both sets have the same words - choose the color you want.

[Words and Picture Cards - Step 2](#)

[Words and Picture Cards \(Real Photographs\) - Step 2](#)

<b>Step 2</b> Words and Pictures Set 1	<b>Step 2</b> Words and Pictures Set 2	<b>Step 2</b> Words and Pictures Set 3	<b>Step 2</b> Words and Pictures Set 4
<b>Step 2</b> Words and Pictures Set 5	<b>Step 2</b> Words and Pictures Set 6	<b>Step 2</b> Words and Pictures Set 7	<b>Step 2</b> Words and Pictures Set 8

[Phonetic Sheets & Labels - Step 2](#)

<b>Step 2</b> Sheets and Labels 1 & 2	<b>Step 2</b> Sheets and Labels 1 & 2	<b>Step 2</b> Sheets and Labels 1 & 2
---	---	---

(drawer is for labels only, store sheets seperately)

[Moveable Alphabet Pictures - Step 2 \(small\)](#)

(divide into 2 sets)

<b>Step 2</b> Moveable Alphabet Pictures	<b>Step 2</b> Moveable Alphabet Pictures
--	--

[Phonetic Word Cards - Red/Blue](#)

(divide the cards into 4 groups for A, B, C and D)

Both sets have the same words - choose the color you want.

<b>Word Cards</b> Step 2 A	<b>Word Cards</b> Step 2 B	<b>Word Cards</b> Step 2 C	<b>Word Cards</b> Step 2 D
<b>Word Cards</b> Step 2 E	<b>Word Cards</b> Step 2 F		

[Phonetic Word Cards - Black/Red](#)

(divide the cards into 4 groups for A, B, C and D)

<b>Word Cards</b> Step 2 A	<b>Word Cards</b> Step 2 B	<b>Word Cards</b> Step 2 C	<b>Word Cards</b> Step 2 D
<b>Word Cards</b> Step 2 E	<b>Word Cards</b> Step 2 F		

[Puzzle Words](#)

(divide the cards into 6 groups for sets #1-10)

<b>Puzzle Words #1</b>	<b>Puzzle Words #2</b>	<b>Puzzle Words #3</b>	<b>Puzzle Words #4</b>
<b>Puzzle Words #5</b>	<b>Puzzle Words #6</b>	<b>Puzzle Words #7</b>	<b>Puzzle Words #8</b>
<b>Puzzle Words #9</b>	<b>Puzzle Words #10</b>		

[Moveable Alphabet Pictures - Step 3 \(small\)](#)

Moveable Alphabet <b>o-e</b>	Moveable Alphabet <b>ow</b>	Moveable Alphabet <b>y</b>	Moveable Alphabet <b>i-e</b>
Moveable Alphabet <b>ar</b>	Moveable Alphabet <b>a-e</b>	Moveable Alphabet <b>ai</b>	Moveable Alphabet <b>aw</b>
Moveable Alphabet <b>ay</b>	Moveable Alphabet <b>sh</b>	Moveable Alphabet <b>ch</b>	Moveable Alphabet <b>th</b>
Moveable Alphabet <b>qu</b>	Moveable Alphabet <b>ph</b>	Moveable Alphabet <b>e</b>	Moveable Alphabet <b>er</b>
Moveable Alphabet <b>ea</b>	Moveable Alphabet <b>ee</b>	Moveable Alphabet <b>o</b>	Moveable Alphabet <b>or</b>
Moveable Alphabet <b>oo</b>	Moveable Alphabet <b>oo</b>	Moveable Alphabet <b>oa</b>	Moveable Alphabet <b>ow</b>

[Step 3 Words & Picture Cards - Set 1](#)

OR

[Step 3 Words & Picture Cards \(Real Pictures\) - Set 1](#)

Words and Pictures <b>ee</b>	Words and Pictures <b>i-e</b>	Words and Pictures <b>or</b>	Words and Pictures <b>oo</b>
Words and Pictures <b>er</b>	Words and Pictures <b>oa</b>	Words and Pictures <b>ea</b>	Words and Pictures <b>ow</b>
Words and Pictures <b>sh</b>	Words and Pictures <b>ch</b>	Words and Pictures <b>a-e</b>	Words and Pictures <b>ai</b>

[Step 3 Words & Picture Cards - Set 2](#)

OR

[Step 3 Words & Picture Cards \(Real Pictures\) - Set 2](#)

Words and Pictures <b>oo</b>	Words and Pictures <b>y</b>	Words and Pictures <b>e</b>	Words and Pictures <b>ow</b>
Words and Pictures <b>ar</b>	Words and Pictures <b>qu</b>	Words and Pictures <b>th</b>	Words and Pictures <b>ay</b>
Words and Pictures <b>o-e</b>	Words and Pictures <b>ph</b>	Words and Pictures <b>aw</b>	Words and Pictures <b>o</b>

[Blends and Digraphs - Step 3 - Set 1](#)

Blends & Digraphs <b>ph</b>	Blends & Digraphs <b>th-</b>	Blends & Digraphs <b>-th</b>	Blends & Digraphs <b>bl</b>
Blends & Digraphs <b>br</b>	Blends & Digraphs <b>ch</b>	Blends & Digraphs <b>cl</b>	Blends & Digraphs <b>cr</b>
Blends & Digraphs <b>dr</b>	Blends & Digraphs <b>fl</b>	Blends & Digraphs <b>gl</b>	Blends & Digraphs <b>gr</b>
Blends & Digraphs <b>pl</b>	Blends & Digraphs <b>pr</b>	Blends & Digraphs <b>sl</b>	



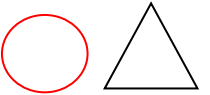
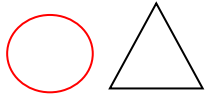
[Blends and Digraphs - Step 3 - Set 2](#)

Blends & Digraphs <b>sh</b>	Blends & Digraphs <b>sm</b>	Blends & Digraphs <b>st</b>	Blends & Digraphs <b>wh</b>
Blends & Digraphs <b>air</b>	Blends & Digraphs <b>aw</b>	Blends & Digraphs <b>eer</b>	Blends & Digraphs <b>fr</b>
Blends & Digraphs <b>oy</b>	Blends & Digraphs <b>sk</b>	Blends & Digraphs <b>sc</b>	Blends & Digraphs <b>squ</b>
Blends & Digraphs <b>sn</b>	Blends & Digraphs <b>sp</b>	Blends & Digraphs <b>spl</b>	

[Blends and Digraphs - Step 3 - Set 3](#)

Blends & Digraphs <b>spr</b>	Blends & Digraphs <b>scr</b>	Blends & Digraphs <b>sw</b>	Blends & Digraphs <b>shr</b>
Blends & Digraphs <b>tr</b>	Blends & Digraphs <b>thr</b>	Blends & Digraphs <b>tw</b>	

[Noun & Verb Lesson \(Action Game\)](#)













<b>Action Game</b>  <b>1.</b>	<b>Action Game</b>  <b>2.</b>	<b>Action Game</b>  <b>1.</b>	<b>Action Game</b>  <b>2.</b>
---	---	--	---

[Article Lesson](#)

<b>Article</b> 
--

[Farm Game Labels \(color borders\)](#)


[Farm Game Labels \(Black/White\)](#)

Farm Game 	Farm Game 	Farm Game 	Farm Game 
Farm Game 	Farm Game 	Farm Game 	Farm Game 
Farm Game 	Farm Game 	Farm Game 	Farm Game 

[Logical Adjective - Full Color](#)

[Logical Adjective - Color](#)

[Detective Adjective Command Cards](#)

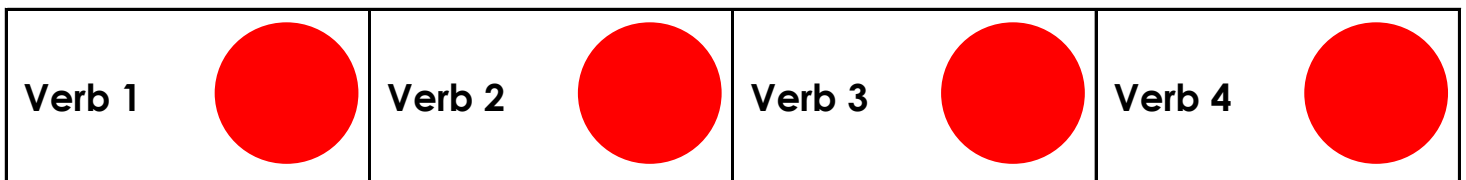


Fill these two drawers with the printed labels from your own lessons for Conjunction & Preposition.




[Verb Lesson](#)

Divide labels into sets. The longer labels will not fit into the drawers - place in long narrow baskets.



[Logical Adverb \(full color\)](#)

[Logical Adverb](#)



[Comparatives - Superlatives](#)

<b>Comparative Superlatives #1</b>	<b>Comparative Superlatives #2</b>	<b>Comparative Superlatives #3</b>	<b>Comparative Superlatives #4</b>
<b>Comparative Superlatives #5</b>	<b>Comparative Superlatives #6</b>	<b>Comparative Superlatives Extra #1</b>	<b>Comparative Superlatives Extra #2</b>

[Homonyms: Words and Pictures](#)

<b>Homonyms</b> Words & Pictures
-------------------------------------

[Homonym Cards](#)

(Divide cards into 2 sets)

<b>Homonyms #1</b>	<b>Homonyms #2</b>
--------------------	--------------------

[Young and Adult Cards](#)

<b>Young &amp; Adult</b> Words & Pictures
--

[Compound Words](#)

(Divide cards into 2 sets)

<b>Compound Words #1</b>	<b>Compound Words #2</b>
--------------------------	--------------------------

[Antonyms Cards](#)

(Divide cards into 2 sets)

[Synonym Cards](#)

(Divide cards into 2 sets)

<b>Antonyms #1</b>	<b>Antonyms #2</b>	<b>Synonyms #1</b>	<b>Synonyms #2</b>
--------------------	--------------------	--------------------	--------------------

[Masculine & Feminine](#)

<b>Masculine Feminine #1</b>	<b>Masculine Feminine #2</b>
------------------------------	------------------------------

[Plural Series](#)

<b>Plural</b> y to i, add es	<b>Plural</b> o, add es	<b>Plural</b> no/only	<b>Plural</b> no change
<b>Plural</b> internal change	<b>Plural</b> f to v, add es	<b>Plural</b> two plurals	



<p><b>Rhyming Words &amp; Pictures</b> Level 1</p>	<p><b>Rhyming Words &amp; Pictures</b> Level 2</p>	<p><b>Rhyming Words &amp; Pictures</b> Level 3 #1</p>	<p><b>Rhyming Words &amp; Pictures</b> Level 3 #2</p>
--	--	---	---