

# Executive Summary

2012

## ALCOHOL and CRIME in WYOMING



Wyoming Association of Sheriffs  
and Chiefs of Police

### INTRODUCTION



The Wyoming Association of Sheriffs and Chiefs of Police has been collecting substance related data from all persons booked into county detention facilities in Wyoming since 2005. The Association's first effort involved collecting alcohol-related arrest data in only ten counties in Wyoming for a period of six-months. The pilot project, as well as subsequent data-collection and analysis, have received grant funding assistance from the Wyoming Department of Transportation – Highway Safety Program. The data-collection process has been refined since that initial effort and has now been


institutionalized as a part of the book-in process year-round for custodial arrests in all twenty-three counties in Wyoming.

Although it had long been suspected that alcohol was a factor in a large number of custodial arrests in Wyoming, reliable data had not been available previously to more accurately determine the scope and impact of alcohol on crime in this state. A sufficient amount of alcohol, as well as other substance-related arrest data has been collected during the past eight years which can now be analyzed for the purpose of identifying trends relative to alcohol involvement in crime in Wyoming. Consistent patterns of alcohol involvement for certain crimes are now more evident and the frequency of occurrence more predictable.

***To date, information has been collected from a total of 118,194 persons who were arrested and subsequently detained in a detention facility in Wyoming.*** Specific information collected during the book-in process includes the following:

- Type of offense
- Whether alcohol or drugs were involved
- Location of last consumption and point of sale
- Known blood alcohol content levels for alcohol related arrests; and
- Demographic information

Although the data fields and the process for collection were standardized and relatively consistent for the first five years, the time periods for collection and reporting were not. This was due mainly to the timing and availability of grant funding. This inconsistency in reporting periods made it difficult to compare arrest statistics from year-to-year. Beginning in 2010, the data collection and analysis has been an ongoing process and the report is being published annually on a calendar-year basis. The addition of this year's data allows for a three-year trends analysis – which is included in this report for the first time.



The Wyoming Association of Sheriffs and Chiefs of Police publish the results and analysis of the data-collection efforts each year in three separate reports. The main report provides statewide statistics and averages, along with comparisons of county statistics in specific categories. An



accompanying supplemental report provides county, community and local law enforcement agency specific statistics. The third report is an Executive Summary which provides selected statistics, information and highlights from the main report. These reports can be accessed online on the following websites:

<http://wascop.com> and <http://jandaconsulting.com>

***The information collected from a total of 18,322 persons who were arrested and subsequently detained in a county detention facility in Wyoming during the previous year (January 1 through December 31, 2012) confirms what law enforcement officers who patrol the highways and who respond to calls for service in Wyoming already know from experience – alcohol is the contributing factor in most situations that result in someone going to jail.***

### EXECUTIVE SUMMARY

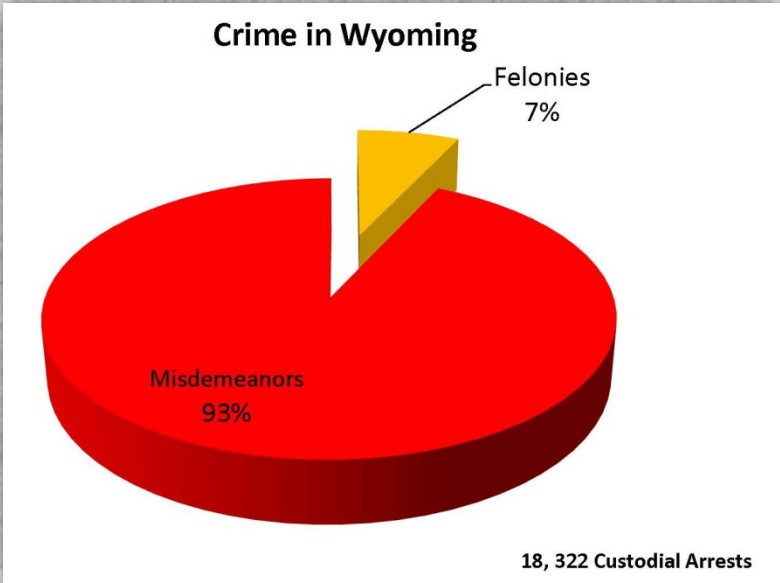
This Executive Summary highlights a few of the significant findings contained in this report. It focuses on issues that are of obvious concern or which may be of greater interest to the general public; however, a careful review of other relevant findings and statistics contained in the main body of this report is essential in order to gain a more complete perspective of the impact of alcohol on crime in Wyoming.



This report contains an analysis of alcohol-related arrest information collected in all twenty-three counties in Wyoming during a twelve-month time period (January 1, through December 31, 2012) by the Wyoming Association of Sheriffs and Chiefs of Police. ***Information was collected from a total of 18,322 persons who were arrested and subsequently detained in a county detention facility.*** The substance-related arrest data contained in this report provides a detailed, statistical picture of the impact that alcohol abuse is having on crime in Wyoming.

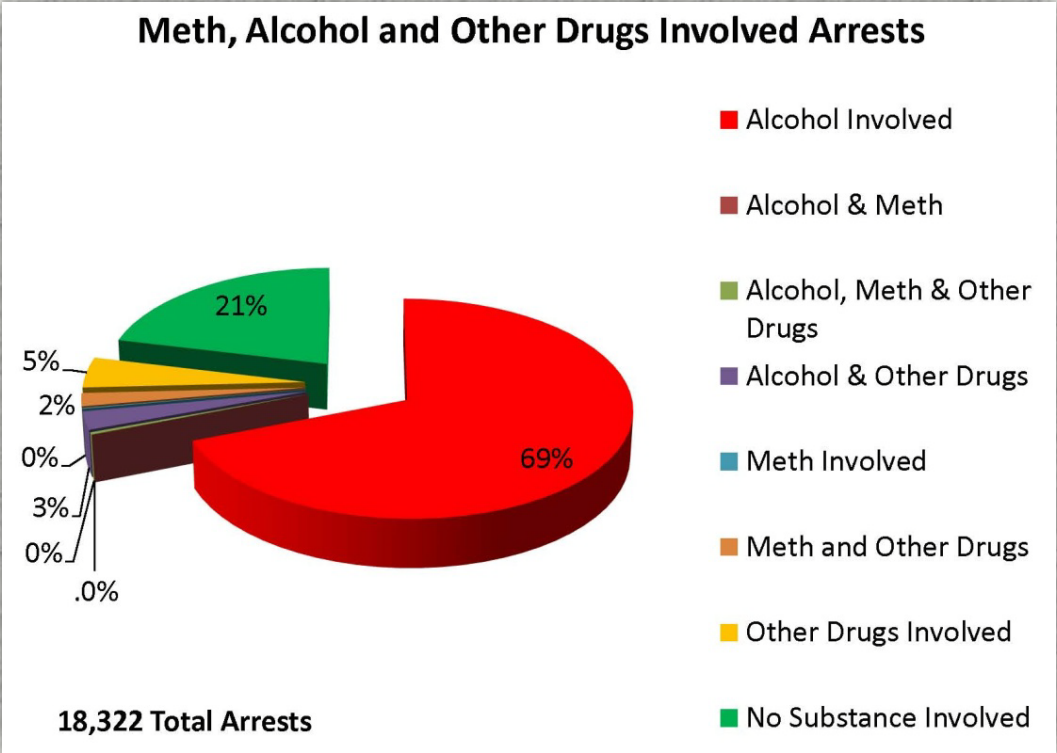
The profile of the average person taken to jail in Wyoming continues to be relatively consistent with previous years. Eight out of ten times it was a male – average age 33.6. Approximately 10% of the time it was an out-of-state visitor and 6% of the time it was an in-state visitor. Juvenile arrests that resulted in detention in a county detention facility accounted for less than 1% of the total custodial arrests.



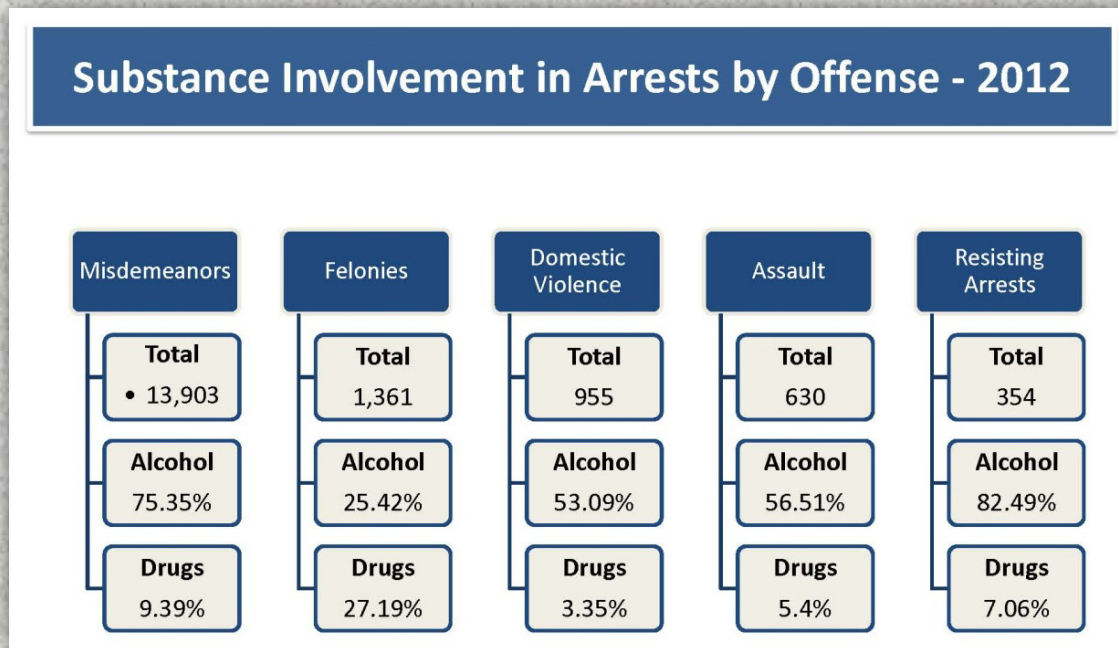


A review of the data collected from persons arrested and subsequently taken to jail indicates that Wyoming continues to be relatively safe from what is generally considered to be “serious” crime. The number of persons who are arrested for felonies are relatively low when compared to the number of persons arrested for minor crimes (misdemeanors). *Felony arrests accounted for 7% of the total arrests statewide.*

*Although Wyoming is relatively “safe” from what is generally considered to be serious crime (felonies), the high percentage of alcohol-involved arrests, the inordinate number of arrests for public intoxication and driving under the influence, and the high levels of blood alcohol content for drivers arrested for being impaired represent a real and significant threat to public safety.*



*A total of 18,322 persons were arrested statewide and taken to jail in 2012 - and eight out of ten times the arrest involved alcohol and/or other drugs.*



*The level of alcohol involvement reported in the 118,194 reported arrests during the last eight years provides statistical evidence that alcohol is, and continues to be, the drug that has the greatest impact on crime in Wyoming.*

- Alcohol was involved in 72.12% of all custodial arrests.
- Methamphetamine was involved in 2.42% of the 18,322 reported arrests.
- Other drugs were involved in 9.52% of the reported arrests.
- Arrests for public intoxication accounted for 18.78% of all arrests.
- The average blood alcohol content for persons arrested for public intoxication was 0.267.
- Driving under the influence arrests accounted for 32.89% of all arrests.
- The average reported blood alcohol content for DUI arrests statewide was 0.156.<sup>1</sup>
- 48% of persons arrested for DUI had a reported BAC level above 0.16 and 10% had a BAC of 0.24 or greater.

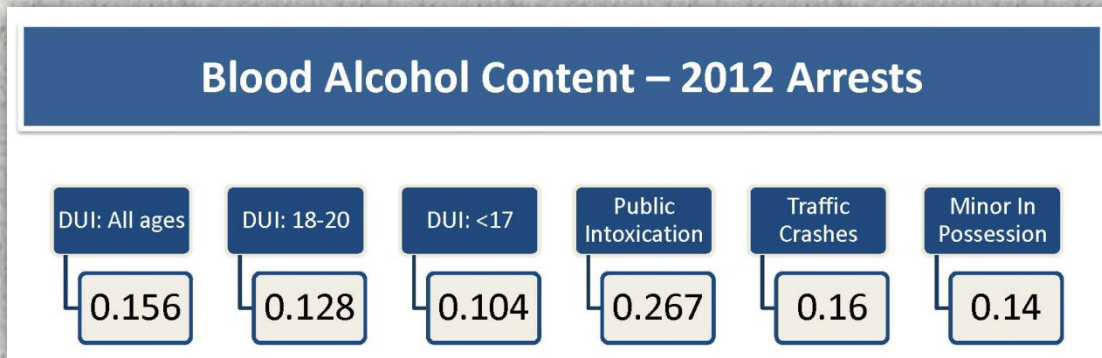
<sup>1</sup> In Wyoming, a person driving with a blood alcohol content of 0.08 is legally presumed to be impaired.

## Alcohol and Crime in Wyoming - 2012

- The average reported BAC for 627 persons who were arrested for DUI after being involved in a traffic crash was 0.16.
- The age group (in 5-year increments) with the highest percentage of DUI arrests was age 21-25 (19%), followed by age 26-30 (15%) and 31-35 (12%).



*In order to grasp the significance of these blood alcohol content statistics, it should be noted that a physically fit male who weighs 180 pounds would have to consume at least seven drinks in one hour in order to achieve a BAC of 0.15 – a female weighing 120 pounds would have to consume five drinks in one hour.*



Please refer to the Alcohol Impairment Educational Guides for males and females in the Attachments Section of this report for information about the level of impairment for other body weights and drinks consumed.

### PUBLIC CONCERNS

*The statistics contained in this report identify significant public safety issues which merit further discussion, analysis and action by local law enforcement, citizens and state/community leaders*

The high percentage of alcohol involved arrests (72.12%), the inordinate number of arrests for public intoxication (4,601) and DUI (4,761) and the high levels of BAC recorded for these individuals (average BAC: 0.267 for public intoxication and 0.156 for DUI) appear to validate the concerns about alcohol abuse expressed by Wyoming residents in the most recent statewide public opinion survey<sup>2</sup>.

Some excerpts from the survey that involved 4,798 Wyoming residents:

- 79.7% view alcohol abuse by Wyoming adults as a serious or somewhat serious problem

<sup>2</sup> Wyoming Alcohol Use Issues Survey, Wyoming Survey & Analysis Center, November 2012

---

---

## Alcohol and Crime in Wyoming - 2012

---

---

- When Wyoming residents were asked whether they would support a state law that would prohibit selling or serving alcohol to someone who is obviously intoxicated:
  - 64.3% strongly supported such a law
  - 17.9% somewhat supported such a law
- 84.5% of Wyoming residents believe that drinking and driving in their community is a serious or somewhat serious problem.

### SIGNIFICANT STATISTICS AND FINDINGS

This report provides statewide statistics and averages, along with comparisons of county statistics in specific categories. In addition, there are approximately one hundred pages of data in a supplemental report that provides county, community and local law enforcement agency specific statistics.

Detailed charts and graphs included in the Data/Statistics section of this report are helpful in identifying trends involving alcohol-related arrest activity and provide a statistical picture of the circumstances which result in someone being arrested and subsequently taken to jail in Wyoming. The impact of substance abuse on crime statistics varies by county across the state. This report also includes a detailed analysis by county for comparison purposes.

Listed below are a few of the noteworthy statewide averages and county specific alcohol-related statistics and findings from the Data/Statistics section of this report.

\*\*\*\*\*

- **Alcohol was a factor in 72.12% of the custodial arrests in Wyoming.**
  - Counties with significantly higher statistics:
    - Crook – 97.3%
    - Teton – 89.15%
    - Weston – 89.13%
- **Alcohol was involved in 75.35% of all misdemeanor arrests.**
- **Methamphetamine was involved in 2.42% of the arrests statewide.**
  - Counties with significantly higher statistics:
    - Uinta – 5.5%
    - Washakie – 5.14%
    - Sweetwater – 5.10%
- **“Other” drugs were involved in 9.52% of the reported arrests statewide.**
  - Counties with significantly higher statistics:
    - Platte – 23.26%
    - Uinta – 20.39%
    - Sweetwater – 18.44%
- **Arrests for Public Intoxication accounted for 18.78% of all arrests statewide. (*The statewide average does not include 1,884 persons who were admitted into the Fremont County Alcohol Crisis Center for public intoxication*)**
  - Counties with significantly higher statistics:
    - Teton – 33.73%

---

## Alcohol and Crime in Wyoming - 2012

---

- Fremont – 30.05%
  - Laramie – 23.18%
- **The average blood alcohol content for all persons arrested for public intoxication was 0.267.**
- Counties with significantly higher statistics:
    - FCACC – 0.295
    - Fremont – 0.266
    - Big Horn – 0.257
- **Driving under the influence (DUI) arrests accounted for 32.89% of all arrests statewide.**
- Counties with significantly higher statistics:
    - Crook – 82.43%
    - Niobrara – 69.23%
    - Big Horn – 55.73%
- **9.47% of the arrests for DUI involved drugs;**
- Counties with significantly higher statistics:
    - Uinta – 18.56%
    - Carbon – 16.67%
    - Platte – 13.64%
    - Washakie – 13.64%
- **The average blood alcohol content (BAC) reported for 4,761 persons arrested for driving under the influence statewide was 0.156.**
- Counties with significantly higher statistics:
    - Weston - 0.1750
    - Goshen - 0.1730
    - Sheridan - 0.1650
- **13.51% of traffic crashes resulting in arrests involved drugs.**
- Counties with significantly higher statistics:
    - Lincoln – 52.38% (11)
    - Albany – 22.92% (11)
    - Natrona – 19.77% (34)
- **The average BAC reported for 627 traffic crashes that involved alcohol was 0.160.**
- **48% of the persons arrested for driving under the influence had average blood alcohol content above 0.16.**
- 10% had a BAC of 0.24 or greater
  - 13% had a BAC between 0.20 and 0.239
  - 25% had a BAC between 0.16 and 0.199






**JUVENILE/ UNDERAGE DATA**

It should be noted that the data in this report does not represent a complete accounting of juvenile arrests as these arrests often do not result in detention in a county facility.

It should also be noted that *the number of juveniles taken into custody and placed in a detention center this year for being a minor in possession of alcohol and for driving under the influence was significantly less than the previous two years (88% less for MIP and 56% less for DUI than in 2010).*

Unfortunately, the number of youth ages 18 to 20 arrested for the same offenses did not show similar positive results.



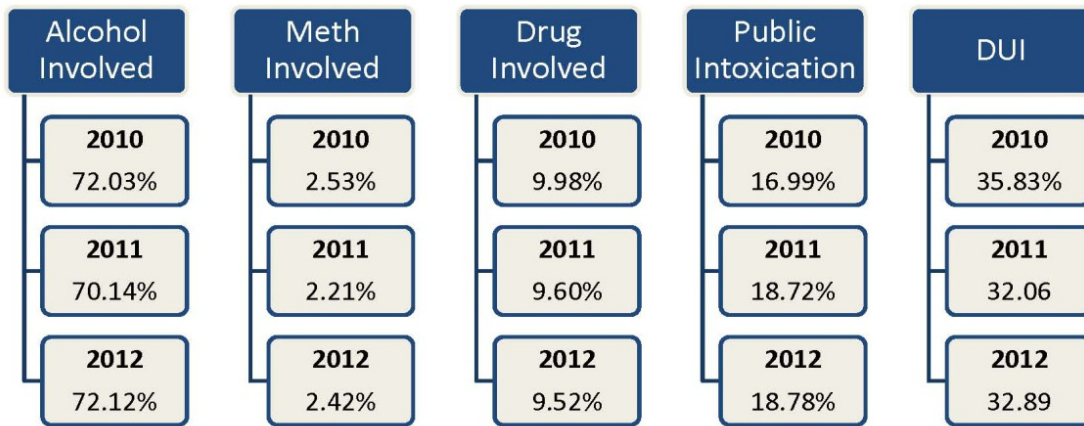
Listed below are a few significant statistics relative to substance involvement in juvenile arrests for 2012. A chart that provides significant statistics for 2010 – 2012 are also included.

- **2.96% of all persons arrested for driving under the influence (DUI) were under the age of 21.**
- **Juveniles accounted for less than 1% (.0077) of the arrests statewide.**
- **25.53% of the juvenile arrests involved alcohol.**
- **4.26% of the juvenile arrests involved methamphetamine.**
- **20.57% of the juvenile arrests involved “other” drugs.**
- **340 minors arrested for alcohol-related offenses reported obtaining alcohol at:**
  - Party – 30%
  - Home – 32.06%
  - Bar – 18.24%
  - Liquor Store – 19.12%
  - Drive-up – <1%

**TRENDS ANALYSIS**

For the first time, this report includes graphs that begin to provide a longitudinal view of the statistics which have a direct bearing on public safety. Specifically, these charts track the numbers and percentages of persons arrested which involved alcohol or other drugs, for public intoxication and for driving under the influence for the previous three years.

**Substance-Involved Arrests: Percentage of Total Arrests**




**Driving Under the Influence Arrests: 2010 - 2012**

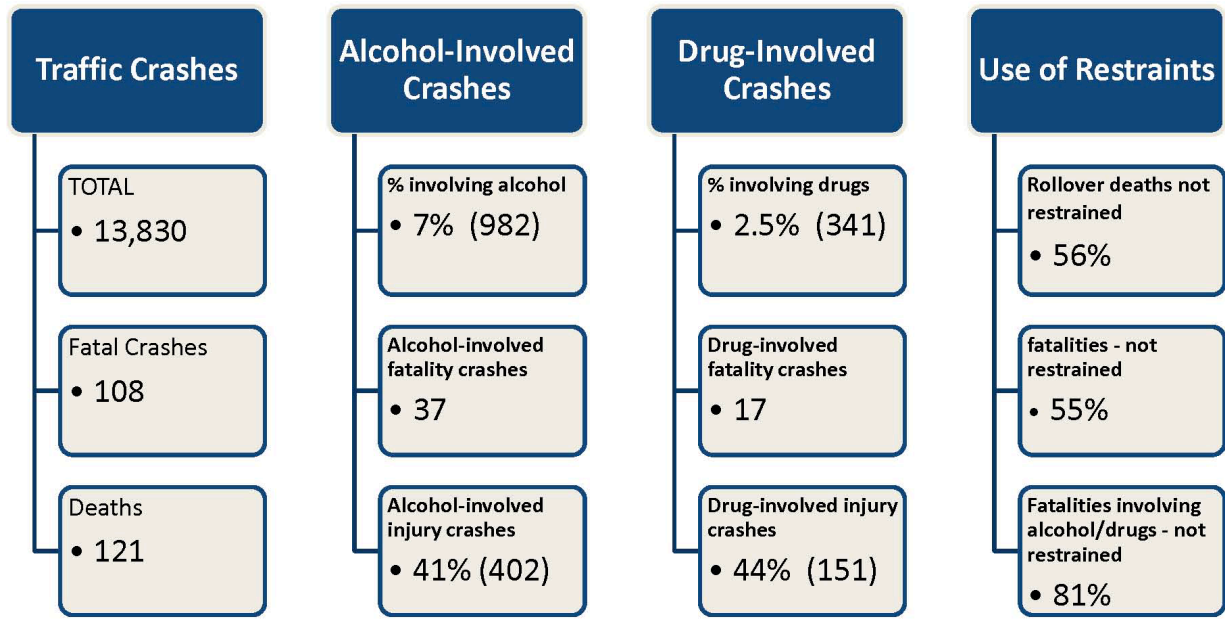


## TRAFFIC CRASH DATA

Because many of the arrests in Wyoming involve traffic crashes, this report also incorporates alcohol-involved crash data collected by the Wyoming Department of Transportation. Graphs that track the number and percentage of alcohol and drug-involved traffic crashes and fatality crashes in Wyoming are now included as a part of this report.



### ANALYSIS OF TRAFFIC CRASHES in WYOMING: 2012



# ALCOHOL AND CRIME IN WYOMING: 2012

## Executive Summary



**April 2013**

*The analysis of the data collected by the Wyoming Association of Sheriffs and Chiefs of Police and the printing of this report was made possible through the assistance of Federal 402 Highway Safety grant funds received from the Wyoming Department of Transportation – Highway Safety Program. The project was managed by Johnson and Associates of Douglas, Wyoming. This report was authored by Ernest L. Johnson, Director of Services.*