







6-8th Grade Flow Chart

Step 1	Write the name of each student on a sticky note corresponding with his or her SBAC level as indicated below. Add Lexile scores, and any available DIBELS scores (DORF, Daze).			
If...	SBAC 1 PARCC 1 Pink sticky note	SBAC 2 PARCC 2-3 Yellow sticky note	SBAC 3 PARCC 4 Green sticky note	SBAC 4 PARCC 5 Blue sticky note
Step 2	Sort Sticky Notes by Lexile <i>Any student that has a 900 or above on Lexile is sorted into the first pile, which stays with the data on the right side of the bold line. Then, all of those students are sorted again. Students having a Lexile 1050 or above are placed into group D and students with a Lexile of 1049 or below are placed in group C. The students that have a Lexile of 899 or below are sorted into the second pile, which stays with the data on the left side of the bold line. Students having a Lexile between 500-899 are placed into group B. The students that have a DORF of 89 or below are placed into group A. Students having a DORF between 50-89 are placed into group A2, and students with a DORF of 49 or below are placed into A1.</i>			
	Lexile 899 or Below 			Lexile 900 or Above 
Step 3	Lexile is 499 or below AND DORF 89 or Below  Group A	Lexile is 500-899  Group B	Lexile 900-1049  Group C	Lexile 1050 and above  Group D
	A1 0-49 (SIPPS Plus)*	A2 50-89 (SIPPS Challenge)*	Cross check with Daze score and weekly assessments (80% or above for Group D). No Lexile score? Use Daze (Group D: 21 or above, Group C: 20 or below) and weekly assessments	