
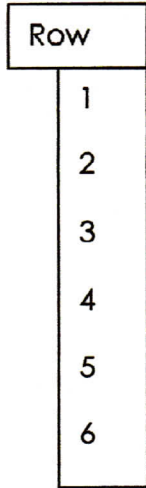







MARCH BOM

Block Swap Spring 2009
Block 3



1 1/2 Block

Fabric	Cutting	Sewing
 <p>A</p>	6) 2 1/2" x 4 1/2"	Join in the following order Row 1 A-D-B-D
 <p>C</p>	3) 2 1/2" x 4 1/2"	Row 2 D-C-D-A
 <p>B</p>	3) 2 1/2" x 4 1/2"	Row 3 A-D-B-D
 <p>D</p>	12) 2 1/2" x 2 1/2" Square	Row 4 D- C-D-A
		Row 5 A-D-B-D
		Row 6 D-C-D-A

Nancy Fabric