

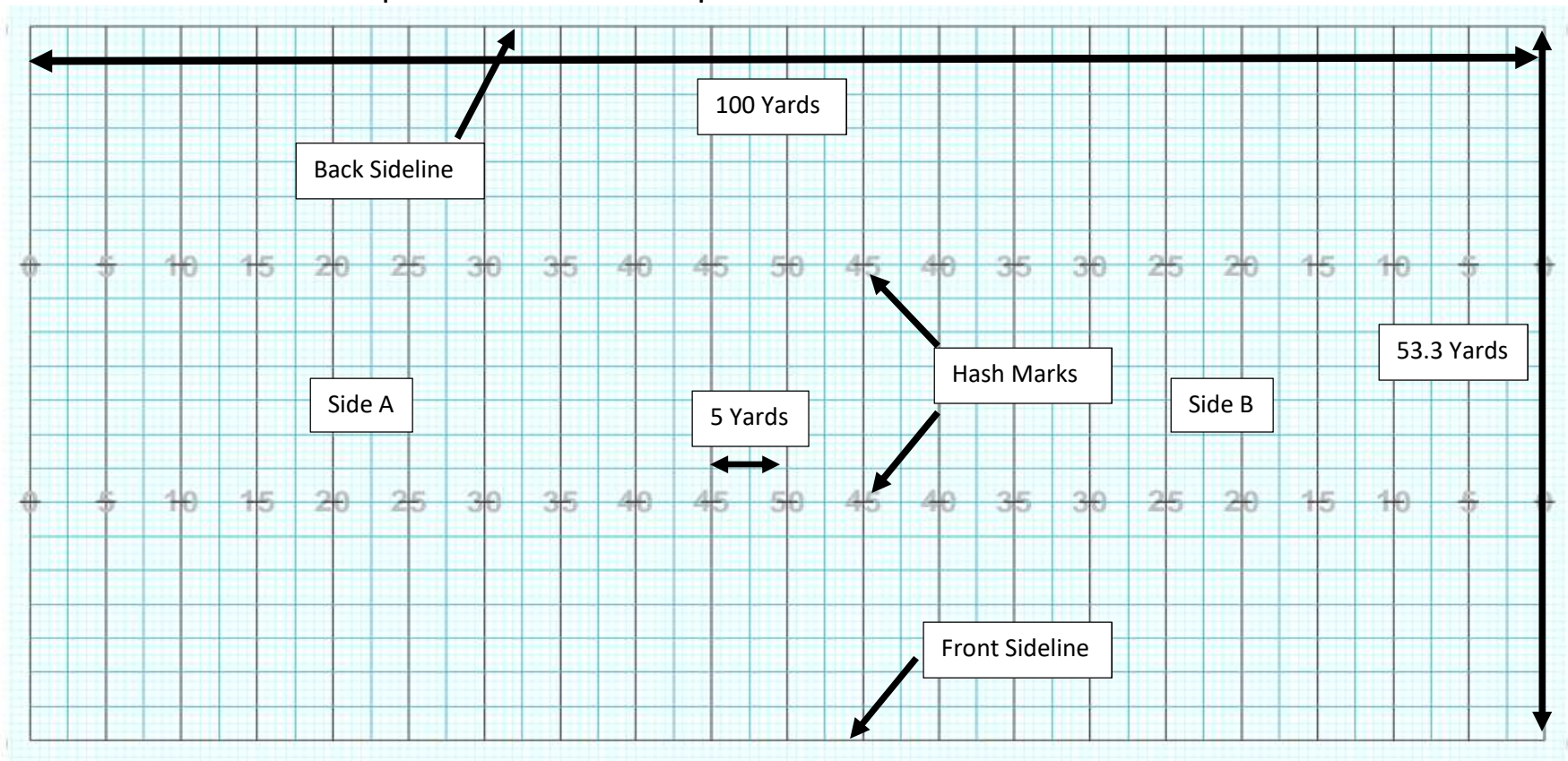
2017

Drill Reading & Dot  
Book Guide



# Football field Basics

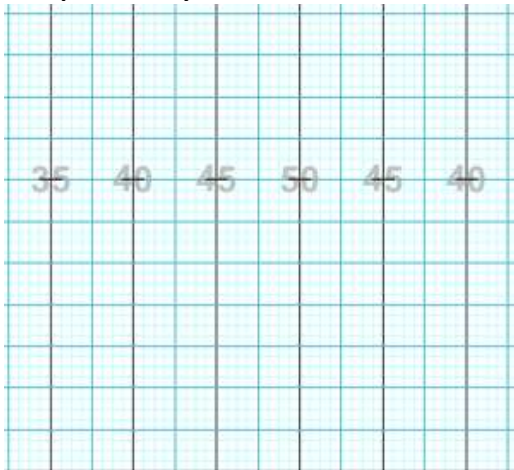
The football field is divided into a grid pattern by the yard lines and the hash marks. Between each yard line, is 5 yards (15 ft). The standard step size in the marching activity is 22.5". It takes 8 even sized steps to go from 1 yard line to the next (  $(22.5'' * 8) / 12'' = 15'$  ). Between the sidelines and hashes is 53' 4" which equals to about 28 steps.



# Reading Drill

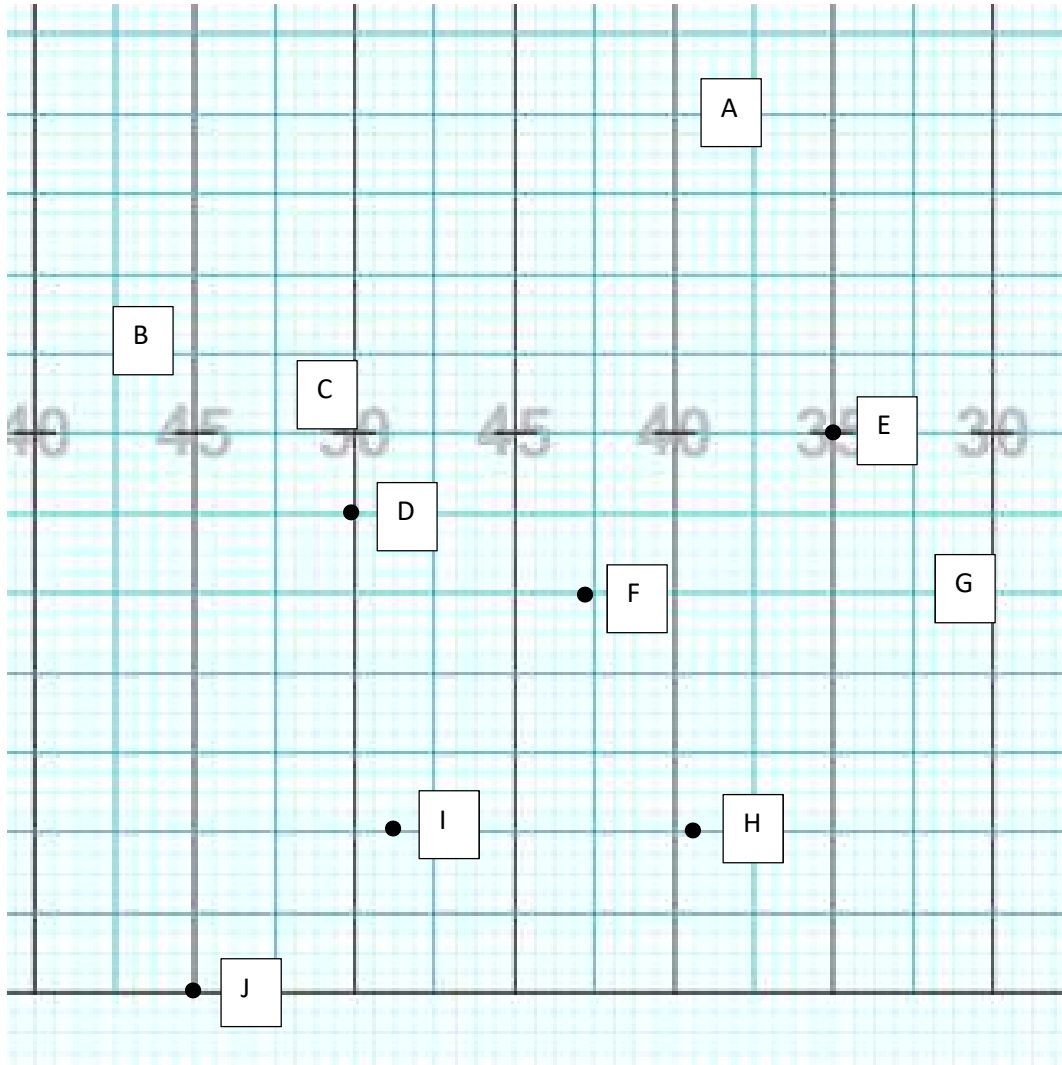
When you read drill, there are several things to know about to spot

1. Know which side of the field you are on.
2. Know the number of Steps away from the CLOSEST yard line you are.
  - a. When your spot is on the side of the yard line going TOWARDS the 50, you are considered inside of the yard line.
  - b. When your spot is on the side of the yard line going AWAY from the 50, you are considered outside of the yard line.
3. Steps away from either the side line or hash mark, whichever is closest.



(Side A, 2 inside 45, 4 from front hash)

# Practice



- A.
- B.
- C.
- D.
- E.
- F.
- G.
- H.
- I.
- J.

## Dot Books

Dot books are important because they can help you understand where you are on the field at any point of the show.

Here are minimum items that are required within the dot book

- Song
- Rehearsal Letter
- Drill set number
- Counts
- Drill Spot
- Measure Numbers
- Visual/Musical Notes

Here is an example of a dot book page

<u>Opener</u> Letter B Ms. 21 - 28	Set 4	Move 16, Hold 8
Side A 2 Inside 25 8 outside of Front hash		Vis. - Horn pop on 1 of hold.  Mus. – Cresendo last 4 counts