

Australia



[Go to text](#)

[Go to tables](#)

Americas



[Go to text](#)

[Go to tables](#)

New Zealand



[Go to text](#)

[Go to tables](#)

United Kingdom



[Go to text](#)

[Go to tables](#)

South Africa



[Go to text](#)

[Go to tables](#)

China



[Go to tables](#)

Exchange Rates

Next Sales



F U H R M A N N



SUPPLIERS OF GREASY AND SCOURED WOOL SINCE 1735

- WE AT FUHRMANN HAVE BEEN TRADING WOOL SINCE 1735...

TODAY, AS A PART OF THE PRESTIGIOUS SCHEIDER GROUP WE OFFER
AN INTERNATIONAL NETWORK, FINANCIAL STRENGTH, WEALTH OF
EXPERIENCE AND COMMITMENT TO OUR CUSTOMERS WORLD WIDE

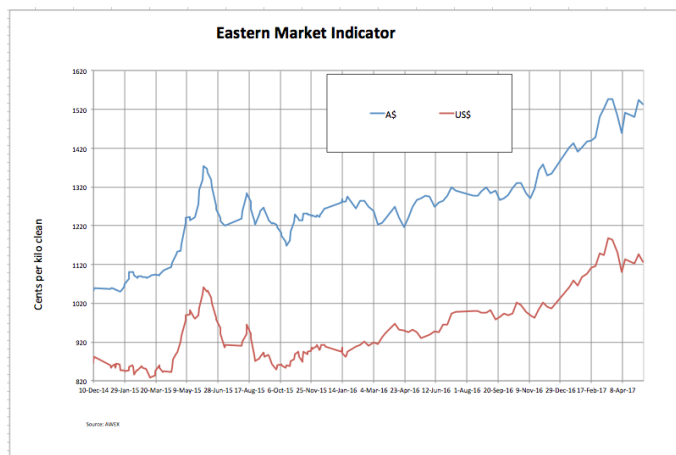
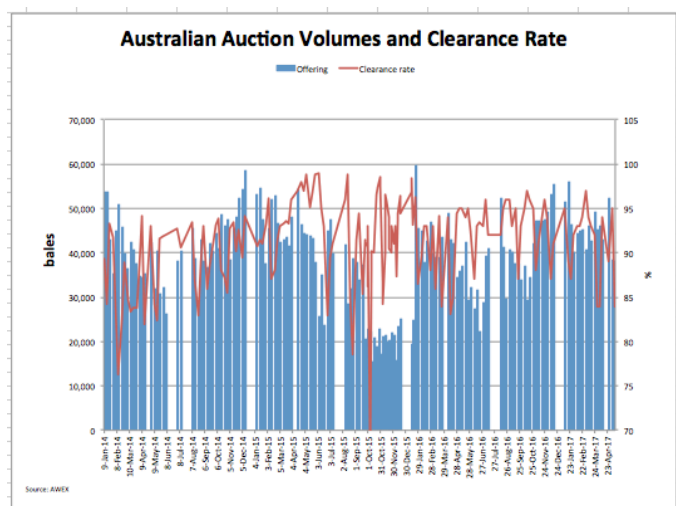
Fuhrmann NZ • PO Box 1164, Christchurch, NEW ZEALAND
Tel: 64 3 379 • Fax: 64 3 365 0747 • email: fuhrmann@fuhrmann.co.nz

If you would like to place a banner
advertisement in the Wool Market Report,
please contact James Wilson at

jwilson@wtin.com

AUSTRALIA

Market falls as clearance rate drops to 84%



The Australian market dropped back this week, continuing the up-and-down trend seen over recent weeks.

The Australian Wool Exchange (AWEX) Eastern Market Indicator (EMI) fell by 10 cents (0.6%) for the week to close on 1,534 cents per kilo clean on Thursday 11 May. In US dollar terms, the market dropped by 19 cents (1.7%) to close on 1,127 US cents.

The Australian dollar against the US dollar dropped slightly on last week, falling 0.4% to 73.7 US cents.

Sales were held at all three selling centres on Wednesday 10 May and Thursday 11 May. On

Wednesday, the EMI was up 5 cents to 1,549 cents, but in US dollar terms declined by 5 cents to 1,141 US cents. On Thursday, the EMI fell back by 15 cents to 1,534 cents, and in US dollar terms decreased by 14 cents to 1,127 US cents.

There were unusually large differences in the movements among the regional indicators, with the Northern Indicator down 24 cents for the week, the Southern Indicator unchanged, and the Western Indicator falling 33 cents.

Among the Merino fleece wools, the biggest falls came from the medium and broader types. 16 microns rose by 0.4%; 17 microns fell 1.1%; 17.5-18.5 microns dropped by 1.7%; 19 microns declined by 1.4%; 21 microns fell by 2.4%; and 22 microns decreased by 1.7%.

The crossbred types performed better than the Merino wools, with some small gains.

The overall market continues to fluctuate, with weekly movements in the EMI since 23 March of: down 44 cents; down 43 cents; up 53 cents; down 11 cents; up 43 cents; and down 10 cents. However, analysts said that the trade remains positive, with the EMI comfortably above 1,500 cents at present.

This week's national offering was 38,028 bales, which brought a clearance rate of 84%. The week's national pass-in rate of 16% was largely the result of a particularly high pass-in rate in the West of 28.5%, compared with 9.9% in the North and 12.3% in the South. The pass-in rate for the West is normally higher than the other two regions, though not to that extent. The pass-in rate in the West was 21.5% on Wednesday, and 35.3% on Thursday.

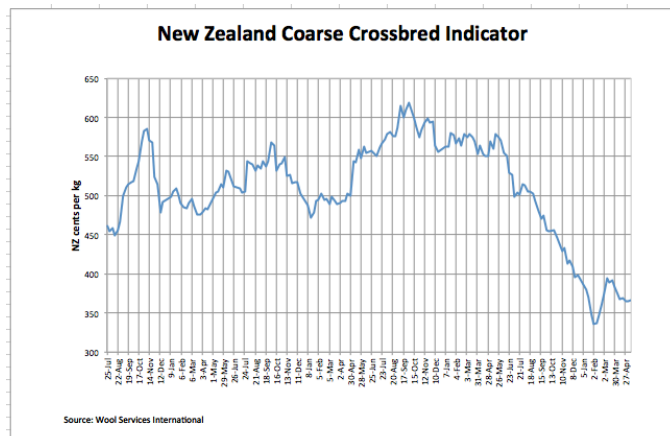
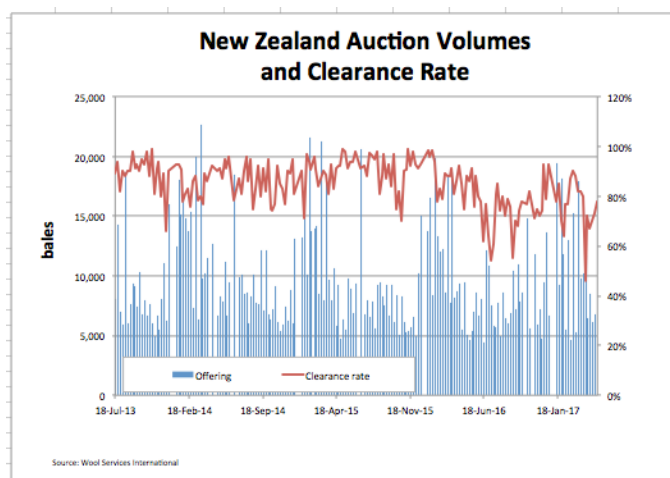
Analysts said that the especially high pass-in rate in the West can be explained by the influence of the direction of the market, rather than its level, and the fact that the auctions in the West finish later than those in the North and South due to the time difference – meaning that this week it especially felt the impact of the downward movement in the market on Thursday. In addition, no Merino wools of 17.5 microns or finer are available in the West.

China was the dominant player in the auction room this week, with competition from India and Europe.

The offering for next week's sale (Week 46) is forecast to be 36,343 bales, with 37,680 bales in Week 47 and 34,096 bales in Week 48.

NEW ZEALAND

Weaker NZ dollar boosts prices



The slightly weaker New Zealand dollar compared to last week's sale helped lift local prices. Of the 6,049 bales on offer, 78% sold. The weighted currency indicator was down 1.35% week on week.

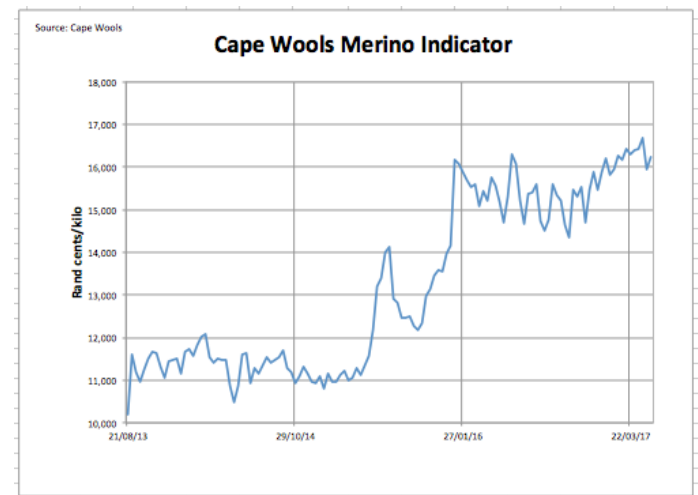
Compared to the last time comparable wools were sold, on 27 April, in the North Island, fine crossbred shears were firm. Good style coarse crossbred fleece was firm with some of the inferior types attracting less interest dropping 1-5%.

Coarse good colour shears 3-5 inch to 2-4 inch showed good support, increasing 2-5% with shorter wools remaining firm. Poorer colour 2-4 inch shears eased by 2-5%. Fine first lambs were 3-7% dearer with 31 micron and coarser lambs easing 1-3%.

Source: Wool Services International

SOUTH AFRICA

Market 1.8% higher



The wool market traded higher at this week's auction and the Cape Wools Merino Indicator increased by 293 points (1.8%) to close at a value of R162.37 (Clean). The Cape Wools All Wool Indicator gained 1.9%.

The majority of wool offered traded dearer as volumes decline with the season tapering off. Buyers commented that the demand for good quality long fleece wool was excellent. Modiano turned the tables on its rival Standard Wool by purchasing the most wool at auction.

This week saw the rand at R13.54 to the US dollar. The rand was 2.8% weaker against the US dollar compared with the average rate at the previous sale. The rand was 2.4% weaker against the euro, trading at R14.70.

The offering comprised 6,657 bales of which 97.6% was sold. Major traders were Modiano (2,172 bales), Standard Wool SA (1,824), Lempriere SA (1,253), and

Stucken & Co (799).

The average clean prices for the selection within the different micron categories for good top-making (MF5), long fleeces were as follows: 18 microns increased 0.9% to close at R221.30/kg; 18.5 microns increased 1.1% to close at R215.71/kg; 19 microns gained 1.3% to close at R196.14/kg; 19.5 microns moved up 1.6% to close at R172.44/kg; 20 microns increased 2.3% to close at R158.59/kg; 20.5 microns moved up 3.2% to close at R152.23/kg; 21 microns strengthened 3.4% to close at R147.76/kg; 21.5 microns increased 2% to close at R142.49/kg; 22 microns gained 2.3% to close at R134.15/kg; and 22.5 microns increased 3.1% to close at R137.92/kg.

Source: Cape Wools

Mohair

Indicator rises 2% despite stronger rand

The fifth sale of the 2017 summer season took place on 9 May, with 135,068 kg on offer. The offering consisted of some good quality mohair, with 99% of the mohair on offer being sold.

There was good competition from all the buying houses and despite the stronger rand against the US dollar, the market indicator closed 2% higher on R195.92 p/kg. The greasy buyers were particularly active, taking up 30% of the offering.

It must be noted that the larger than usual volume of strong adult hair offered is not indicative of the composition of this season's clip.

A combined highest price of R381.00 p/kg was paid for a bale of 24 micron, and a bale of 25 micron kid mohair.

Compared to the previous sale, prices were as follows: Kids (summer) up 2%; Young Goats (summer) up 2%; Fine Adults unchanged; Strong Adults up 4%; average up 2%.

Source: Mohair South Africa

UNITED KINGDOM

Market eases with 78% clearance

The 17th sale of the 2016/17 season, held on 9 May, offered 2,018,787 kg. Following recent strong sales, the market eased. Nevertheless, there was good demand with a clearance of 78%.

Compared to the last time sold: Fine Types: 34% cheaper. Medium Types: 25% cheaper. Romney types: 36% cheaper. Mule Types: 25% cheaper. Cheviot Types: Hogs fully firm, others up to 5% cheaper. Radnor Types: Fine fully firm, others 23% cheaper. Welsh Types: generally 35% cheaper. Blackface Types: 3.56% cheaper.

Source: British Wool Marketing Board

UNITED STATES

US wool trading on a clean basis was at a standstill with no confirmed sales this week.

Greasy wool sales were also at a standstill with no confirmed sales this week.

Source: USDA-AMS, Greeley, CO

AUSTRALIA

AWEX REGIONAL INDICATORS

AUSTRALIAN CENTS/KG, CLEAN, SCHLUMBERGER DRY.							Season 2015/16			Season 2016/17			
Region		May3	May4	May 10	May 11		Opening	High	Low	Opening	High	Low	
Northern	Sydney	1,616	1,639	1,639	1,615	Northern	1,259	1,323	1,240	1,341	1,641	1,316	1,318
Southern	Melbourne	1,475	1,491	1,499	1,491	Southern	1,225	1,292	1,210	1,308	1,493	1,263	1,268
Western	Fremantle	1,553	1,560	1,546	1,527	Western	1,273	1,355	1,254	1,423	1,565	1,348	1,383
Eastern Market Indicator (EMI)		1,523	1,544	1,549	1,534	Eastern	1,238	1,304	1,222	1,320	1,551	1,287	1,287

AWEX REGIONAL MICRON PRICE GUIDES

AUSTRALIAN CENTS/KG, CLEAN, SCHLUMBERGER DRY.															
Northern Region - (Sydney)					Southern Region - (Melbourne)					Western Region - (Fremantle)					
Micron	May 3	May 4	May 10	May 11	Micron	May 3	May 4	May 10	May 11	Micron	May 3	May 4	May 10	May 11	
16.5	2,403	2,413n	2,423n	2,407n	16.5	2,332n	2,355n	2,370n	2,379n	16.5	-	-	-		
17	2,357	2,382n	2,386	2,354	17	2,313	2,323	2,325n	2,302	17	-	-	-	-	
17.5	2,292	2,323	2,326	2,298	17.5	2,262	2,267	2,272	2,258	17.5	-	-	-	-	
18	2,214	2,251	2,250	2,223	18	2,173	2,190	2,198	2,188	18	2,161n	2,159n	2,149n	2,138n	
18.5	2,104	2,149	2,152	2,124	18.5	2,115	2,133	2,142	2,129	18.5	2,070n	2,071n	2,059n	2,056n	
19	1,929	1,967	1,966	1,939	19	1,964	1,977	1,983	1,963	19	1,948	1,959	1,945	1,919	
19.5	1,786	1,822	1,824	1,786	19.5	1,812	1,822	1,823	1,795	19.5	1,794	1,820	1,804	1,774	
20	1,625	1,660	1,660	1,630	20	1,626	1,648	1,653	1,626	20	1,624	1,629	1,598	1,559	
21	1,504n	1,540	1,537	1,506	21	1,504	1,535	1,539	1,511	21	1,521	1,524	1,496	1,472	
22	-	1,454n	1,454n	1,441n	22	1,421	1,431	1,434	1,420n	22	1,421n	1,446n	1,420	1,395n	
23	-	-	-	-	23	-	-	-	1,385n	23	-	-	-	-	
24	-	-	-	-	24	-	-	-	-	24	-	-	-	-	
25	-	-	1,148n	1,136n	25	-	-	-	-	25	-	-	-	-	
26	-	1,044n	1,053	1,043	26	1,045	1,042n	1,056n	1,058n	26	-	-	-	-	
28	741n	763	773	768	28	742	744n	744	746n	28	-	-	-	-	
30	579n	585n	598	588	30	590	588n	588	587n	30	-	-	-	-	
32	-	411n	-	-	32	403n	414n	414n	413n	32	-	-	-	-	
MC	1,165n	1,169	1,169	1,171n	MC	1,179n	1,184n	1,185n	1,198n	MC	1,186n	1,187n	1,186n	1,193n	
SOURCE: AUSTRALIAN WOOL EXCHANGE (AWEX)															

NEW ZEALAND

NEW ZEALAND WOOL SERVICES INDICATORS

NZ CENTS PER KG, CLEAN					
	Merino	Mid Micron	Fine Xbred	Coarse Xbred	Lamb
Week 37 17/03/17	N/A	N/A	378	354	393
Week 38 23/03/17	N/A	N/A	417	392	431
Week 39 30/03/17	N/A	N/A	407	384	416
Week 40 06/04/17	N/A	N/A	411	375	401
Week 41 12/04/17	N/A	N/A	395	368	379
Week 42 20/04/17	N/A	N/A	395	369	382
Week 43 27/04/17	N/A	N/A	394	365	378
Week 44 04/05/17	N/A	N/A	394	365	389
Week 45 11/05/17	N/A	N/A	394	367	395
SOURCE: NEW ZEALAND WOOL SERVICES INTERNATIONAL					

SCHNEIDER FINE WOOL INDEXES

EACH INDEX REPRESENTS A MARKET QUOTATION, BASED ON AUSTRALIAN DOLLARS, FOR A SELECTED RANGE OF TYPES. THE INDEXES ARE NOT PRICE EXPRESSIONS.			
Micron	27-Apr	04-May	11-May
15	2,552	2,581	2,577
16	2,394	2,500	2,452
17	2,228	2,324	2,312
18	2,072	2,136	2,121
19	1,774	1,822	1,813
SOURCE: SCHNEIDER GROUP			

SOUTH AFRICA

CAPE WOOLS OVERALL MERINO INDICATOR

SA CENTS/KG. CLEAN					
May 10	April 25 & 26	% change	2016/17 Season		2015/16 Average to date
			high	low	
16,237	15,944	1.8	16,673	12,163	15,586
					14,325

CHINA

NANJING WOOL MARKET

AVERAGE GREASY WOOL PRICES, EX-WAREHOUSE IN YUAN PER TONNE					
Product	China Type	Micron	August 13	August 6	Change %
Australian	T54PPFNF (100S)	16.5	83,200	81,700	1.84
	T54PPFNF (90S)	17.5	81,800	77,800	5.14
	T54PFNF (80S)	18.5	80,000	76,000	5.26
	T54FNF (70S)	19.5	79,000	75,000	5.33
	T55FNF	21	77,000	73,000	5.48
	T56FNF	22.6	75,000	71,000	5.63
	T58FNF	24.1	71,500	68,000	5.15
	T423FNF	26.8	58,500	57,500	1.74
	T424FNF	28.8	51,500	51,000	0.98
	T425FNF	32.2	42,000	42,000	0.00
Combed Australian	110S	15.5	136,500	136,500	0.00
	100S	16.5	108,500	108,500	0.00
	90S	17.5	98,200	96,700	1.55
	80S	18.5	94,000	91,500	2.73
	70S	19.5	91,500	89,000	2.81
	66S	21	89,500	86,000	4.07
	64S	22.6	87,000	84,000	3.57
	60S	24.1	81,000	79,000	2.53
	58S	26.8	70,000	69,000	1.45
	56S	28.8	60,000	59,000	1.69
Carbonized Australian	66S	21	72,000	72,000	0.00
	64S	22.6	68,000	68,000	0.00
New Zealand	T100 3-5"	32.2	40,800	40,800	0.00
	T107 3-5"	33.7	38,600	38,600	0.00
	T128 3-5"	34/36	35,300	35,300	0.00
Combed New Zealand	56S	28.8	58,000	58,000	0.00
	50S	32.2	50,000	50,000	0.00
	48/50S	33.7	45,500	45,500	0.00
Uruguay	60S	24	70,000	70,000	0.00
	58S	26.8	57,600	57,600	0.00
	56S	28.8	52,300	52,300	0.00
Domestic	70S	19.5	80,400	80,400	0.00
	66S	21	75,800	75,800	0.00
	64S	22.6	67,100	67,100	0.00
	60S	24	62,100	62,100	0.00

SOURCE: NANJING WOOL MARKET

CAPE WOOLS FLEECE WOOL PRICES

SPINNERS AND GOOD TOPMAKING STYLES, AWEX TYPES MF4 AND MF5. FIBRE LENGTH MEASUREMENTS IN MILLIMETRES.							May 10		
Micron	100+	90	80	70	60	50	40	30	20
18.0	-	-	-	17417	17883	19696	18704	16247	-
18.5	-	-	18583	21498	20188	18846	14912	-	-
19.0	-	-	18265	17629	18416	17305	17062	16236	-
19.5	-	-	17614	16221	16919	16582	16020	-	-
20.0	-	-	16046	16347	15400	15274	-	-	-
20.5	-	-	-	15394	14888	14394	14283	-	-
21.0	-	-	14229	14640	13910	13706	-	-	-
21.5	-	-	-	14477	13900	13551	-	-	-
22.0	-	-	-	14502	13123	13214	-	-	-
22.5	-	-	-	-	-	-	-	-	-
23	-	-	-	-	-	-	-	-	-
23.5	-	-	-	-	-	-	-	-	-
24.0	-	-	-	-	-	-	-	-	-

SOURCE: CAPE WOOLS.

SOUTH AFRICAN MOHAIR

MOHAIR AUCTION RESULT			May 9
	Bales sold	Nett Mass	Av. price (rand/kg)
Kids			
Long (A/B) Summer	32	3,634.3	309.73
Long (A/B) Winter			
Medium (C) Summer	79	9,205.6	305.36
Medium (C) Winter			
Short (D) Summer	43	5,352.6	274.12
Short (D) Winter			
Washing (E) Summer	8	1,058.2	223.78
Washing (E) Winter			
Seady/Stain and Locks	20	2,347.6	197.19
Summer total	162	19,250.7	293.01
Winter Total			
Young Goats			
Long (A/B) Summer	60	7,536.6	233.83
Long (A/B) Winter			
Medium (C) Summer	137	17,111.8	241.98
Medium (C) Winter			
Short (D) Summer	42	5,463.0	237.03
Short (D) Winter			
Washing (E) Summer	5	560.0	185.46
Washing (E) Winter			
Seady/Stain and Locks	31	3,754.8	158.19
Summer total	244	30,671.4	238.06
Winter Total			
Adults			
Long (A/B) Fine	34	4,334.9	204.55
Long (A/B) Strong	50	6,698.4	191.01
Medium (C) Fine	213	29,045.5	209.91
Medium (C) Strong	116	15,487.3	190.33
Short (D) Fine	51	6,627.3	197.63
Short (D) Strong	21	2,703.4	183.65
Washing (E) Fine	8	1,100.3	151.79
Washing (E) Strong	8	1,058.8	134.78
Seady/Stain and Locks	80	10,493.9	132.34
Fine total	306	41,108.0	205.81
Strong Total	195	25,947.9	187.54

SOURCE: MOHAIR SOUTH AFRICA

UNITED KINGDOM

BRITISH QUOTATIONS FOR TOPS

GB PENCE/KG						
Old Quality	Mic/Lgt	11-May	4-May	27-Apr	3 months ago	Year ago
Merino/fine crossbred						
120's	17.5	1725	1740	1720	1,540	1,115
110's	18.0	1655	1670	1645	1,485	1,070
80's	19	1470	1490	1470	1,355	1,000
70's super	21/70	1140	1160	1135	1,110	910
70's blended	21/65	1120	1140	1115	1,100	905
66's	22	1090	1095	1075	1,085	905
64's super	23/68	1070	1050	1030	1,050	895
64's blended	23/64	965	945	925	930	815
60's super	25	825	825	820	810	705
60's blended	25.5	775	775	770	720	630
58's super	27.5	675	675	670	620	585
58's blended	28	590	590	585	525	530
Crossbred						
56's (Australian)	29.5	530	530	530	480	510
56's super	29.5	490	490	490	460	475
54's	31	460	460	460	440	475
50's	34	450	450	450	430	460
£/US\$ rate		1.29	1.29	1.29	1.26	1.44
British crossbred						
31.5 English		345	350	350	330	355
33/34 English		295	300	300	290	325

BRADFORD AUCTION PRICES IN GB PENCE/KG

N.Q. = NO QUOTE					
GRADE DESCRIPTION		May 9	Apr 11	Mar 28	Mar 7
1	Fine Ewes No. 1	142	148	150	NQ
2	Fine Ewes No. 2	112	120	115	112
3	Medium Ewes No. 1	159	164	161	161
4	Medium Ewes No. 2	133	134	135	139
5	Mule Ewes No. 1	134	145	142	140
6	Mule Ewes No. 2	123	128	127	127
7	Cheviot Ewes No. 1	180	NQ	180	NQ
8	Cheviot Ewes No. 2	149	159	154	154
9	Fine Radnor No. 1	NQ	147	NQ	NQ
10	Fine Radnor No. 2	124	117	105	118
11	Welsh No. 1	NQ	105	NQ	105
12	Welsh No. 2	78	78	86	85
13	Swaledale No. 1	75	82	80	77
14	Swaledale Grey	53	58	56	58
15	Blackface Medium No. 1	NQ	110	112	111
16	Blackface No. 2	94	100	106	105
BRITISH FLEECE INDICATOR P/KG					
Greasy		116	121	120	116
Clean		168	175	173	169
SOURCE: BRITISH WOOL MARKETING BOARD					

SPECIALITY FIBRES

SPECIALITY FIBRES - QUOTATIONS FOR ALL THE FOLLOWING FIBRES AND TOPS ARE AVERAGE PRICES IN US\$ PER KG, FOB				
	11-May	4-May	27-Apr	20-Apr
Chinese cashmere (dehaired)				
White				
Hosiery 38mm	111.00	111.00	111.00	112.00
Weaving 32mm	102.00	102.00	102.00	102.00
Brown				
Hosiery 38mm	109.00	109.00	109.00	110.00
Weaving 32mm	99.00	99.00	99.00	99.00
Mongolian cashmere (dehaired)				
Brown	88.00	88.00	88.00	89.00
Light Grey	89.00	89.00	89.00	90.00
Afghan/Iranian cashmere (dehaired)				
White	76.00	76.00	76.00	76.00
Fawn	75.00	75.00	75.00	75.00
Dark Brown	75.00	75.00	75.00	75.00
Cape mohair tops				
Adult 37 microns	23.00	22.25	22.25	22.25
Young goat 33 microns	26.00	25.00	25.00	25.00
Super young goat 31 microns	29.50	29.50	29.50	29.50
Kid 28 microns	37.00	36.00	36.00	36.00
Kid 25 microns	39.50	38.50	38.50	38.50
Alpaca tops				
White Baby (BL)	23.00	23.00	23.00	23.00
Fine spinning (FS)	18.00	17.00	17.00	17.00
Adult (AG)	11.00	10.50	10.50	10.50
Angora				
Super quality	26.50	26.50	26.50	26.50
1st quality	23.00	23.00	23.00	23.00
2nd quality	21.50	21.50	21.50	21.50
3rd quality	20.00	20.00	20.00	20.00
4th quality	18.00	18.00	18.00	18.00
Off	17.00	17.00	17.00	17.00
Camel-hair (dehaired)				
Super baby	36.00	36.00	36.00	36.00
Medium baby	25.00	25.00	25.00	25.00
Adult	20.50	20.50	20.50	20.50
Yak-hair (dehaired)				
Super	40.00	40.00	40.00	40.00
Medium	32.00	32.00	32.00	32.00
Silk				
Mulberry sliver	42.00	42.00	42.00	42.00
Mulberry noil	18.00	18.00	18.00	18.00
Tussah sliver	37.00	37.00	37.00	37.00
Tussah noil	16.50	16.50	16.50	16.50
SOURCE: SEAL INTERNATIONAL				

AMERICAS

URUGUAY - UNLESS OTHERWISE STATED, PRICES ARE IN US\$/KG, GREASY AT FARMGATE FOR THE PERIOD M^{APRIL} 6 - M^{AY} 4

Breed	Fineness Micron	Unconditioned Lots	Conditioned Lots	
			US\$ 0.02 Blue Label	US\$ 0.07 Green Label
Superfine Merino	Finer or equal to 17.9	-	-	-
Superfine Merino	18.0 - 18.9	-	-	-
	19.0 - 19.9	-	-	-
Australian Merino/Dohne	20.0 - 20.9	-	-	-
	21.0 - 21.9	-	-	-
Merino/Ideal/Crosses/Dohne	22.0 - 22.9	-	-	-
Merino Crosses/Ideal/Merilin	23.0 - 23.9	-	-	-
	24.0 - 24.9	-	-	-
Fine Crosses	25.0 - 25.9	-	-	-
	26.0 - 26.9	-	-	3.70
Fine Corriedale	27.0 - 27.9	-	-	-
Medium Corriedale	28.0 - 28.9	-	-	3.50
Coarse Corriedale	29.0 - 29.9	-	-	3.30
	30.0 - 31.5	-	-	-
Very Coarse Corriedale/Romney Marsh	31.6 - 34.0	-	-	-
Romney Marsh	Coarser than 34.1	-	-	-
Fine Bellies and sub-products		-	-	-
General Bellies and sub-products		-	-	0.60
Fine Lambs		-	-	-
General Lambs		2.30	-	-

SOURCE: URUGUAYAN WOOL SECRETARIAT (SUL)

ARGENTINA - UNLESS OTHERWISE STATED, PRICES ARE IN US\$/KG, GREASY AT FARMGATE FOR THE PERIOD A^{PRIL} 27 - M^{AY} 4

Fineness Micron	Combing Yield				
	40%	45%	50%	55%	60%
16.0	5.45	6.22	7.05	7.78	8.51
16.5	5.37	6.14	6.96	7.68	8.39
17.0	5.30	6.06	6.86	7.57	8.28
17.5	5.16	5.90	6.69	7.38	8.07
18.0	5.04	5.76	6.53	7.20	7.88
18.5	4.85	5.54	6.28	6.94	7.59
19.0	4.49	5.14	5.77	6.37	6.97
19.5	4.13	4.73	5.31	5.87	6.42
20.0	3.73	4.27	4.82	5.30	5.77
20.5	3.59	4.11	4.64	5.11	5.56
21.0	3.48	3.99	4.51	4.96	5.40
21.5	3.37	3.86	4.36	4.80	5.23
22.0	3.29	3.77	4.24	4.66	5.08
22.5	3.12	3.58	4.03	4.43	4.83
23.0	2.96	3.39	3.82	4.22	4.60
23.5	2.89	3.31	3.73	4.15	4.55
24.0	2.79	3.20	3.60	4.01	4.40
24.5	2.66	3.06	3.44	3.83	4.20

SOURCE: PROLANA

EXCHANGE RATES

	€	£	US \$	A \$	£ 3 Mths ago	£ Year ago
US \$	1.09	1.29		0.74	1.26	1.44
£	0.84		0.77	0.57		
€		1.19	0.92	0.68	1.17	1.27
A \$	1.48	1.76	1.36		1.65	1.97
NZ \$	1.59	1.88	1.46	1.08	1.74	2.12
SA Rand	14.57	17.32	13.39	9.86	16.94	21.59
¥	124.30	147.69	114.17	84.17	141.04	157.34
Index	89.40	79.71	105.33	93.26	77.54	85.60

NEXT SALES

May 17, 18 **Sydney (9,823 bales)**

May 17, 18 **Melbourne (18,134 bales)**

May 17, 18 **Fremantle (8,386 bales)**

May 18 **Christchurch (9,000 bales)**

May 23 **Port Elizabeth (mohair)**

May 24 **Port Elizabeth (10,454 bales)**

June 6 **Bradford**

Editor

Jonathan Dyson
jdyson@wtin.com

E-mail: jdyson@wtin.com
Internet: www.wtin.com
Copyright © 2017 World Textile Information Network Ltd.

Production

Jay Faulkner
jfaulkner@wtin.com

Subscriptions

Adam Ross
aross@wtin.com

Managing Director

Mark Jarvis
mjarvis@wtin.com

All rights reserved. No part of this publication may be reproduced, stored in a retrieval system, or transmitted, in any form or by any means, electronic, mechanical, photocopying, recording or otherwise, without the written permission of the publisher.

Wool Market Report is published by World Textile Information Network Ltd.
WestOne, 114 Wellington Street, Leeds, LS1 1BA, United Kingdom
Tel: +44 (0)113 819 8155
Fax: +44 (0)113 819 8156

Disclaimer: Information contained in this report is obtained from sources believed to be reliable, however no responsibility nor liability will be accepted by WTiN for commercial decisions claimed to have been based on the content of the report.