

The Parent Guide to Google Classroom

Thameside Primary School

What is Google Classroom?

What is Google Classroom?

- ▶ Think of Google Classroom (GC) as your child's digital link to learning.
- ▶ Teachers will be using GC to share assignments, homework, communications and much more with pupils and parents.
- ▶ Google Classroom will be your child's link to school should they or their bubble need to self-isolate or if there is a local or national lockdown.



GETTING STARTED

- ▶ Your child was provided with a secure login and password that is unique to them. This information will be on a label inside your child's reading journal. Below is an example of the information you will receive on the label:

Bill Smith

22SmithB.tps - user name

22SmithB.tps@osborne.coop - email address

21ltp£00 - password

21SmithB.tps@tps.local - UPN

- ▶ To log into Google classroom you will only need to use the **email address** and **password** (in bold).



GETTING STARTED

- ▶ Open Internet Explorer or Google Chrome and type in the search engine 'RM Unify'. Please click on the top link to sign in.



[All](#) [Shopping](#) [News](#) [Images](#) [Videos](#) [More](#) [Settings](#) [Tools](#)

About 2,680,000 results (0.28 seconds)

www.rmunify.com


RM Unify: Sign In

RM Unify is your Launch Pad to the Cloud - a single sign-on system, application library and management console designed specifically for education.



GETTING STARTED

- ▶ Once you have clicked on the sign in link, it will take you to the sign in page.



21SmithB.tps - user name
21SmithB.tps@osborne.coop - email address
21ltp£00 - password
21SmithB.tps@tps.local - UPN

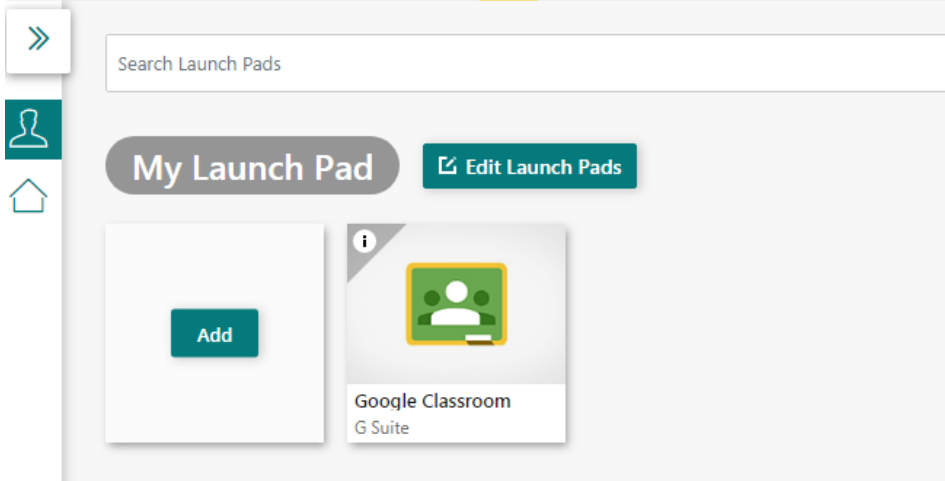
Please type in the email address and password provided on your child's label.



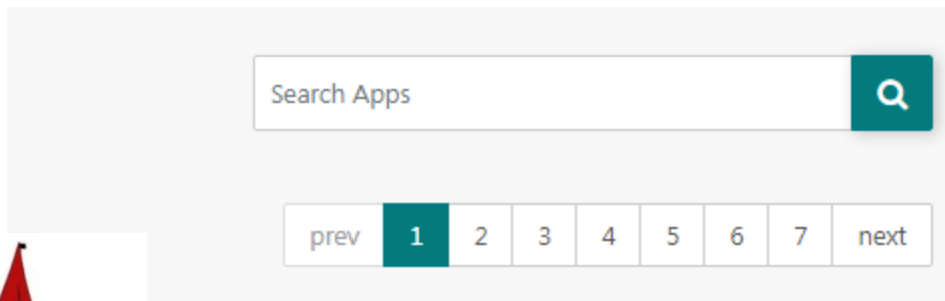
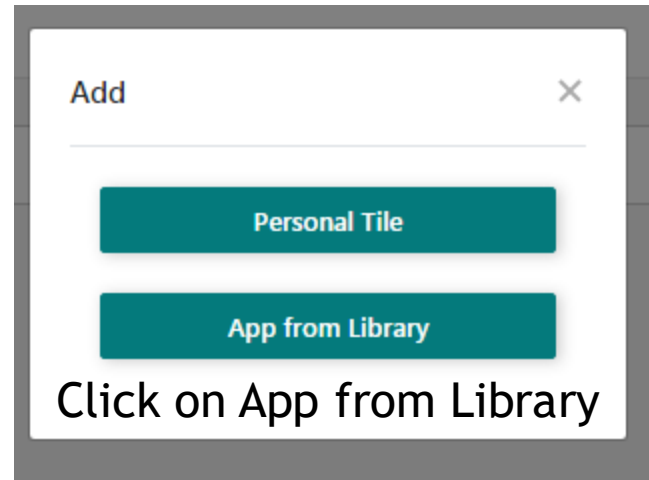
GETTING STARTED

RM Unify™

Launch Pad App Library



When you log in this should appear. If Google Classroom does not appear click on the 'add' button.



Then search for Google Classroom. The icon for Google Classroom will appear and you will need to add this to your launch pad.



GETTING STARTED

Choose your role



I'm a student



I'm a teacher

▶ Click on I'm a student.

After this you will have had an email sent from your child's class teacher to join the class. Please click 'join'.




Accessing Work

Stream

Classwork

People

 View your work

 Google Calendar  Class Drive folder

View all classwork here

To access the work set from the class teacher please click on ‘classwork’ and then ‘class drive folder.’

Your child’s class teacher will add work onto this area for you to access. If there is specific work assigned to your child, click on ‘view your work’. This will take you into your child’s individual page.

If you have any concerns, please contact your class child’s teacher using the year group email address.