

ultra site

A PLAYCORE Company



site FURNISHINGS & park AMENITIES DESIGN GUIDE



ultra site

A CORE Company

7 reasons to choose the superior

advantage

ultrasite®



UltraCoat® is a premium thermoplastic coating by UltraSite® with superior adhesion that creates a seal tight bond to the metal surface and ensures a smooth, shiny finish without the use of PVC.

performance of UltraCoat[®]



1 Superior Adhesion



2 Resistance to Cutting & Vandalism



3 Smooth Finish Prevents Mold & Mildew



4 No Runs or Drips



5 Easily Repaired



6 UV Protection



7 Environmentally Friendly

table of contents

2-15 ELEMENTS of Design



- STYLES OF DISTINCTION**
- 4-5 Savannah & Lexington
 - 6-7 Hamilton
 - 8-9 Richmond
 - 10-11 Palmetto & Charleston
 - 12-15 Recycled Collection

16-47 classic FURNISHINGS



- ULTRACOAT[®] THERMOPLASTIC FINISH**
- 20 Classic Customization
 - 28 Classic Benches
 - 29-43 Classic Tables
 - 44-47 Classic Specialty Items

48-73 traditional FURNISHINGS



- RECYCLED, WOOD & ALUMINUM**
- 50-54 Traditional Benches
 - 55-59 Traditional Tables
 - 60-61 Specialty Items
 - 62-63 Bollards & Crowd Barriers
 - 64-67 Bike Rack Collection
 - 68-69 Grills
 - 70 Receptacles
 - 71-73 Early Childhood

74-83 showcase SPECIALTY ITEMS



- 74 Golf Bag Stands & Dividers
- 75-77 BarkPark[®]
- 78 GI Grandstands
- 79 UltraShade[®] & UltraShelter[®]
- 80 DERO Bike Racks
- 81 Colorado Time Systems Scoreboards
- 82-83 ActionFit Fitness Equipment

84-89 options and warranty



- 84-85 Product Index
- 86 Ordering & Warranty
- 87-89 Custom Color & Style Options

THINK 100% RECYCLED PLASTIC

100% Recycled Plastic is part of the UltraSite[®] Advantage that provides responsible resource management. We focus on reducing pollution and waste production to save the environment for future generations. Refer to pages 12-15 for our recycled plastic offerings.

Design is not
just what it looks
like and feels like.
Design is how
it works.

Steve Jobs

of Design
ELEMENTS



features

UltraSite's Elements of Design Collection offers site furnishings that are comfortable, stylish, and affordable. These offerings appeal to the needs of architects, designers, and park and recreation professionals.

Above: **60-CDR34** Richmond Trash Receptacle (See page 9)

Left: **LX-72FT** Dual Lexington Receptacle (See page 44)

Below: **RD2418~LX** Lexington Planter (See page 5)



PAGE 3 AUGUSTA COLLECTION

The Augusta series combines durability and design to create a clean and sleek look.



PAGE 4 SAVANNAH COLLECTION

Morning, Bow, or Stat styling gives a contemporary twist on a traditional craftsman design.



PAGE 5 LEXINGTON COLLECTION

Cast aluminum frames for furnishings that are both elegant and comfortable.



PAGE 6-7 HAMILTON COLLECTION

Movable seating with distinctive styling.

NEW! PAG-36AU 3 Gallon Augusta Receptacle

NEW 93/94 | AUGUSTA BENCH

The Augusta Series combines durability and design to create a clean and sleek look. This series includes, bench with back (93), bench without back (94) and receptacle (36).

- Legs are made from 3/4" laser cut steel plate
- 6' and 8' lengths
- All MIG welded
- Fully assembled
- Portable and/or surface mount

93 94

- Bench with back (no arm rests)
- Bench with back (side and center arm rests)
- Bench with back (side arm rests only)
- Bench - no back (no arm rests)
- Bench - no back (side arm rests)

- | | |
|-----------|-----------|
| 6' | 8' |
| P93N-HS6 | P93N-HS8 |
| P93C-HS6 | P93C-HS8 |
| P93-HS6 | P93-HS8 |
| P94N-S6 | P94N-S8 |
| P94-S6 | P94-S8 |

NEW 36 | AUGUSTA RECEPTACLE

- | | | |
|-----------------|----------------|--------------------|
| Flat Top | Ash Urn | Rain Bonnet |
| PAG-36FT | PAG-36AU | PAG-36RB |

NEW! P93N-HS6 6' Augusta Bench with back (no arm rests). Spartan Bronze finish.



PAGE 8-9 RICHMOND COLLECTION

Contoured slat design utilizing sleek metal or recycled slat materials.



PAGE 10 PALMETTO COLLECTION

Contoured rod styling that fits into any contemporary setting.



PAGE 11 CHARLESTON COLLECTION

Ornate cast aluminum design for a modern version of the great styles of antiquity.



PAGE 12 RECYCLED COLLECTION

Recycled furnishings are made from 100% recycled plastic.

SAVANNAH

collection

The Savannah Bench comes portable and/or surface mount with high-quality UltraCoat® thermoplastic or powder-coat finish.



922-M6 6' Savannah Morning Slat Bench, Spartan Bronze Metallic

Frame Styles



B BOW



M MORNING



S SLAT



922-S6 6' Savannah Slat Bench, Black

922 | SAVANNAH BENCH

The Savannah Bench comes portable and/or surface mount with high-quality UltraCoat® thermoplastic finish.

- 4' and 6' lengths
- 2" x 2" all MIG welded square tube frame
- All stainless steel hardware
- Standard in thermoplastic
- Powder-coat available for an upcharge

922	4'	6'
	922-B4	922-B6
	922-M4	922-M6
	922-S4	922-S6

SV-32 | SAVANNAH TRASH RECEPTACLE

Flat Top	Ash Urn	Rain Bonnet
SV-B32FT	SV-B32AU	SV-B32RB
SV-M32FT	SV-M32AU	SV-M32RB
SV-S32FT	SV-S32AU	SV-S32RB

Add a matching trash receptacle...

SV-32 | TRASH RECEPTACLE

- 32 gallon capacity
- Lid and plastic liner included
- 2" x 2" all MIG welded square tube frame
- Portable and/or surface mount
- Only available in powder-coat colors
- 29" square x 33-1/2" high
- Standard in thermoplastic
- Powder-coat available for an upcharge

SV-B32FT Trash Receptacle, Black





954-PL6 6' Custom Logo Bench with back

The Lexington Collection features our high-quality UltraCoat® thermoplastic coating. Not only is the collection durable, but it also offers the correct depth, height, and seat arm rests to meet ADA accessibility requirements. Complete the collection by adding a matching waste receptacle.

ELEMENTS of Design



LEXINGTON collection



958-P4 4' Perforated Bench without back

958 | LEXINGTON BENCH WITHOUT BACK

The Lexington Bench features a cast aluminum frame with the UltraCoat™ thermoplastic finish. These benches are both portable and/or surface mount.

- 4', 6', and 8' lengths
- All stainless steel hardware
- 1-1/2" cast aluminum frame
- Add-ons optional (Example: 954AO-V4)

954 | LEXINGTON BENCH WITH BACK

958	4'	6'	8'	954	4'	6'	8'
	958-V4	958-V6	958-V8		954-V4	954-V6	954-V8
	958-P4	958-P6	958-P8		954-P4	954-P6	954-P8
	958-FB4	958-FB6	958-FB8		954-FB4	954-FB6	954-FB8
	958-W4	958-W6	958-W8		954-W4	954-W6	954-W8
	958-S4	958-S6	958-S8		954-S4	954-S6	954-S8



Cast Aluminum Frame

Standard Thermoplastic Finish



RD2418LX Lexington Planter

RD2418-LX | Lexington Planter

The Lexington Planter comes with Vertical Slat (LX) style. To coordinate your site, choose benches and seats with slat patterns.

- 24" wide x 18" high planters
- 1/8" x 2" steel flat bar
- All MIG welded frame
- Powdercoat finish
- Portable and/or surface mount
- Inground mounting kit available - sold separately



LX-72FT Dual Lexington Receptacle with optional decals (See page 44)

HAMILTON

collection



92-S6 6' Vertical Slat Bench without back

91-S6 6' Vertical Slat Bench with back, Beige finish

91 | 92 | HAMILTON BENCH

- 2', 4', or 6' lengths
- Vertical or Horizontal Slats
- Frame is a 1" x 1" square solid steel bar
- Fully welded bench
- Ships assembled for quick installation
- Available portable and/or surface mount
- Optional Center Arm (C) and No Side Arms (N)
- Powder-coat finishes shown on page 89

	2'	4'	6'
Vertical Slat with back	91-S2	91-S4	91-S6
Vertical Slat without back	-	92-S4	92-S6
Horizontal Slat with back	91-HS2	91-HS4	91-HS6
Horizontal Slat without back	-	92-HS4	92-HS6



91-HS6 6' Horizontal Slat Bench with back


BENCH DESIGNS



S VERTICAL SLAT



HS HORIZONTAL SLAT



The Hamilton Collection offers both stationary and moveable seating with distinctive styling for park facilities. Multiple installations can accommodate large groups.



ELEMENTS *of Design*

364-RDSD Hamilton Solid Table Top with
(2) **91-S2** Vertical Slat Chairs with Brown finish

364 | HAMILTON TABLE (ABOVE)

- 36" square or round table top
- Diamond (V), Perforated (P), or Solid (SD) table design
- 30" high with a contour frame design
- 1" x 1" square bar with non-trip design
- All MIG welded frame
- All stainless steel hardware
- Portable only
- Solid Top standard with powder-coat finish
- Perforated and Diamond patterns standard with thermoplastic finish

	Square	Round
Diamond	364-V	364-RDV
Perforated	364-P	364-RDP
Solid	364-SD	364-RDSD

30 | HAMILTON TABLE WITH SEATS (BELOW)

- 36" high solid table top
- 24" vertical slat seat design
- All MIG welded frame, 4" square tube
- All stainless steel hardware
- Available inground (S) or surface mount (SM)
- Only available in powder-coat finish

	4-Seats	3-Seats with Single Access	2-Seats with Double Access
Vertical Slat	30-S	30H-S	30H2-S



Hamilton Slat
S VERTICAL
HS HORIZONTAL

30SM-S Solid Top Table with
Vertical Slat Seats, Beige finish



LX-36 | LEXINGTON RECEPTACLE

The Lexington Trash Receptacle coordinates with any bench that has slat patterns.

- 1/8" x 2" steel flat bar
- All MIG welded frame
- Only available in powder-coat finish
- Available inground (S) or surface mount (SM)

LX-36FT Lexington Trash Receptacle, Beige finish

RICHMOND

collection



61S-CDR6 6' Richmond Bench with Back, Cedar Style Recycled Plastic Planks

RD2418-P 12 gallon Perforated Round Planter

The Richmond Series is UltraSite's newest high end line. The oval tubing accents provide a clean and elegant look for the line.



60-CDR34

61S-CDR6 6' Richmond Bench with Back, Cedar Style Recycled Plastic Planks



61S-CDR6



62SM-CDR6



63SM-GRY6



64-CDR6

ELEMENTS of Design

ultra site
A PLAYCORE Company



RD2418-P

82-HS6 6' Richmond Bench without Back, Black



82-HS6 6' Richmond Bench without Back, Black

61 | 81 | RICHMOND BENCH WITH BACK

The Richmond Bench with back features 3" square tubing legs, and is available in either recycled plastic planks or horizontal powder-coat metal slats, with or without arm rests.

BENCH WITH BACK

61-GRY6
61-CDR6
61-BRN6
61-GRN6
81-HS6

BACK & ARMREST

81C-HS6



81C-HS6

62 | 82 | RICHMOND BENCH WITHOUT BACK

The Richmond Bench without back is available in either recycled plastic planks or horizontal powder-coat metal slats, with or without arm rests.

BENCH

62-GRY6
62-CDR6
62-BRN6
62-GRN6
82-HS6

WITH ARMREST

82C-HS6



82C-HS6

63 | 64 | RICHMOND TABLE

The tables feature 2-3/8" O.D. frames, and are available in recycled plastic planks.

PEDESTAL

63-GRY6
63-CDR6
63-BRN6
63-GRN6

TABLE

64-GRY6
64-CDR6
64-BRN6
64-GRN6



81-HS6

Complement your space with a decorative planter



RD2418-P UltraSite® Perforated Round Planter, Black (includes liner)



60 | RICHMOND TRASH RECEPTACLE

The receptacle includes a 32 gallon liner and flat top lid, and is available in recycled plastic planks.

- Features metal accent tubes

Richmond Trash Receptacle 60-CDR34

60-CDR34

PALMETTO

collection



800-RS4 4-Seat Palmetto Bench

The Palmetto Bench is manufactured with a unique contour style utilizing 5/8" steel rods to create an elegant look for any setting

800 | PALMETTO BENCH

The Palmetto Bench is made with individual 23" wide seats for multiple combinations and lengths. The product is protected with high-quality powder-coating over zinc rich primer for a long lasting finish. The bench can be portable (P), surface mount (SM), or inground (S) mounted. Thermoplastic coating is optional.

- 2, 3, and 4 seat options
- All stainless steel hardware

2-Seat	3-Seat	4-Seat
800-RS2	800-RS3	800-RS4

SV-R32 | PALMETTO TRASH RECEPTACLE

The Palmetto Receptacle is also manufactured with 5/8" steel rods to create an exceptional look for collecting trash. It has 32-gallon capacity and can be surface mount (SM) or portable (P). High-quality powder-coating is standard, but thermoplastic coating is optional.

- 29" square x 33-3/16" high

Flat Top	Ash Urn	Rain Bonnet
SV-R32FT	SV-R32AU	SV-R32RB



SV-R32FT Palmetto Trash Receptacle with Flat Top (Liner and lid included)



NEW! 41 Kensington Receptacle

NEW KENSINGTON

collection



NEW! 43-S6 Kensington Bench with back



NEW! 44-S6 Kensington Bench without back

41 | KENSINGTON RECEPTACLE

The Kensington receptacle features a side loading opening and a solid top.

43/44 | KENSINGTON BENCH

The Kensington Series features rolled vertical slats on both the top and bottom for soft lines and sleek look. Available with back (43) or without back (44).

- 6' & 8' lengths
- Bolt together design
- Benches available with or without back
- Powdercoat finish
- All MIG welded
- All stainless steel hardware

	6'	8'
43	P43-S6	P43-S8
44	P44-S6	P44-S8

ELEMENTS *of Design*



CHARLESTON *collection*



964-56 6' Charleston Slat Bench, Green

964/968 | CHARLESTON BENCH

The Charleston Bench is manufactured with a steel contour seat and an aluminum cast ornate frame for exceptional style. This bench can also be used with the add-on option to create a continuous bench. Available with a high-quality UltraCoat® thermoplastic finish in portable and/or surface mount options. The Charleston Bench is available with back (964) or without back (968).

- 4', 6', and 8' lengths
- 1-1/2" cast aluminum frame
- All stainless steel hardware
- Portable and/or surface mount
- Use code (AO) for add-on sections

	4'	6'	8'
964	964-V4	964-V6	964-V8
	964-P4	964-P6	964-P8
	964-FB4	964-FB6	964-FB8
	964-W4	964-W6	964-W8
	964-S4	964-S6	964-S8
968	968-V4	968-V6	968-V8
	968-P4	968-P6	968-P8
	968-FB4	968-FB6	968-FB8
	968-W4	968-W6	968-W8
	968-S4	968-S6	968-S8

The Charleston Collection features our high-quality UltraCoat® thermoplastic coating. Not only is the collection durable, but it also offers the correct depth, height, and seat arm rests to meet ADA accessibility requirements.




968-S4 4' Charleston Slat Bench without back, Green

Standard Thermoplastic Finish



Cast Aluminum Frame



NEW 974 | WILMINGTON BENCH

The Wilmington Bench features high arching arms and your choice of vertical or horizontal slats.

Ask about custom seat patterns!

- 4', 6', and 8' lengths
- Bolt together design
- Powdercoat finish
- All MIG Welded
- All stainless steel hardware

974	Slats	4'	6'	8'
	Vertical	974-S4	974-S6	974-S8
	Horizontal	974-HS4	974-HS6	974-HS8



NEW! 974-S6 6' Wilmington Slat Bench, ultra silver metallic

Premium RECYCLED Collection



Recycled Furnishings are made from 100% recycled plastic, including frame and planks. These portable benches are available in 6' and 8' lengths. *Excluding model numbers 964 and 982.



964-BRN6 6' Charleston Recycled Bench, Brown Recycled Plastic Shown

964 | CHARLESTON RECYCLED BENCH

The Charleston Bench is manufactured with recycled plank seat and an aluminum cast ornate frame for remarkable style. Available in thermoplastic finish only and is available in portable and/or surface mount.

- 6' and 8' lengths
- 1-1/2" cast aluminum frame
- All stainless steel hardware

6' Bench	8' Bench
964-GRY6	964-GRY8
964-CDR6	964-CDR8
964-BRN6	964-BRN8
964-GRN6	964-GRN8



CH-R32FT Green Charleston 32 gallon Trash Receptacle

CH | CHARLESTON RECEPTACLE WITH LID

The Charleston Receptacle is manufactured with 2" x 4" recycled planks, and features powder-coated decorative rosettes around the top of the receptacle.

- Lid and liner are included
- Available as portable (P) or surface mount (SM).

Ash Urn Lid	CH-R32AU
Flat Top Lid	CH-R32FT
Rain Bonnet Lid	CH-R32RB



2418 | RECYCLED PLANTERS

See page 70 for recycled planters and liners.



993-BRN6 6' Benches with 3 planters

992 | 993 | RECYCLED PLASTIC BENCH WITH PLANTERS

The UltraSite® 992 & 993 series Recycled Plastic Benches are available with two or three planters. These benches and planters are portable.

- 6' Recycled frame with all zinc plated hardware

ELEMENTS of Design

ultra site
A PLAYCORE Company



TR-32-CDR Round Trash Receptacle,
Cedar Recycled Planks
RBR-32-08 Rain Bonnet Lid
PL-32 Plastic Liner

348-CDR6 6' Recycled Multi-Pedestal Table



GRY GRAY



CDR CEDAR



GRN GREEN



BRN BROWN

348 | RECYCLED MULTI-PEDESTAL TABLE

The UltraSite® 348 series Rectangular Tables comes in 6' or 8' lengths. The 8' table can be ADA accessible. Available as inground (S), or surface mount (SM).

- 4" x 4" square all MIG welded frame with all zinc plated hardware

6'	8'	8' ADA
348-GRY6	348-GRY8	348H-GRY8
348-CDR6	348-CDR8	348H-CDR8
348-BRN6	348-BRN8	348H-BRN8
348-GRN6	348-GRN8	348H-GRN8



348-BRN6 6' Recycled Multi-Pedestal Table

TRSQ-40 | RECYCLING RECEPTACLE

The UltraSite® TRSQ series Recycled Receptacles are constructed with 2" x 4" recycled planks.

- Recycled with all zinc plated hardware
- Includes lid and liner
- Available as a single, double or triple recycling receptacle
- Lids read: Trash, Cans, Plastic, Paper, or Glass

Single Recycling Receptacle

TRSQ-20-GRY
TRSQ-20-CDR
TRSQ-20-BRN
TRSQ-20-GRN

Double Recycling Receptacle

TRSQ-40-GRY
TRSQ-40-CDR
TRSQ-40-BRN
TRSQ-40-GRN

Triple Recycling Receptacle

TRSQ-60-GRY
TRSQ-60-CDR
TRSQ-60-BRN
TRSQ-60-GRN



TRSQ-20-GRN Single Recycling Receptacle with (1) Lid



TRSQ-60-GRN Triple Recycling Receptacle with (3) Lids



TRSQ-40-GRN Double Recycling Receptacle with (2) Lids

Premium RECYCLED collection



100% RECYCLED PLASTIC PLANKS AND FRAMES

THREE PLANK SIZES AVAILABLE



2" x 4"



3" x 4"



4" x 4"



982SM-GRN46 6' Surface Mount, 4" x 4" Green Recycled Plastic

952 | RECYCLED BENCH WITHOUT BACK

The UltraSite® 982 and 952 series benches come with recycled plastic planks. These benches are available with 2" x 4", 3" x 4", or 4" x 4" planks. Available as surface (SM) or inground (S) mount.

- Available in 6' or 8' lengths
- 3" x 3" square all MIG welded frame
- All zinc plated hardware

952SM-GRN46 6' Surface Mount, 4" x 4" Green Recycled Bench without back

6 FOOT	2" x 4"	3" x 4"	4" x 4"	8 FOOT	2" x 4"	3" x 4"	4" x 4"
	952-GRY6	952-GRY36	952-GRY46		952-GRY8	952-GRY38	952-GRY48
952-CDR6	952-CDR36	952-CDR46	952-CDR8	952-CDR38	952-CDR48		
952-BRN6	952-BRN36	952-BRN46	952-BRN8	952-BRN38	952-BRN48		
952-GRN6	952-GRN36	952-GRN46	952-GRN8	952-GRN38	952-GRN48		



982 | RECYCLED BENCH WITH BACK

6 FOOT	2" x 4"	3" x 4"	4" x 4"	8 FOOT	2" x 4"	3" x 4"	4" x 4"
	982-GRY6	982-GRY36	982-GRY46		982-GRY8	982-GRY38	982-GRY48
982-CDR6	982-CDR36	982-CDR46	982-CDR8	982-CDR38	982-CDR48		
982-BRN6	982-BRN36	982-BRN46	982-BRN8	982-BRN38	982-BRN48		
982-GRN6	982-GRN36	982-GRN46	982-GRN8	982-GRN38	982-GRN48		

26 | RECYCLED PICNIC TABLES

The UltraSite® 26 series (6' Hexagon) is available as portable and/or surface mount.

- Recycled frame with all zinc plated hardware

6' Hexagon
26-HEX-CDR
26-HEX-GRN



26-HEX-CDR
6' HEXAGON TABLE

Available in your choice of Cedar or Green Planks with Black Frame

ELEMENTS *of Design*

ultra site
A PLAYCORE Company

20-GRY6 6' Portable, Cedar Recycled Plastic Bench with Back

20/21 | RECYCLED BENCH WITH BACK

The UltraSite® 20 series Recycled Bench comes with back and has seven 2" x 4" planks. The 21 series has four 2" x 6" planks. These benches are portable.

- Available in 6' or 8' lengths
- Recycled frame with all zinc plated hardware

20 SERIES	6'	8'
	20-GRY6	20-GRY8
	20-CDR6	20-CDR8
	20-GRN6	20-GRN8

21 SERIES	6'	8'
	21-GRY6	21-GRY8
	21-CDR6	21-CDR8
	21-GRN6	21-GRN8



20-CDR6 6' Portable, Green Recycled Plastic Bench w/Back



GRY GRAY



CDR CEDAR



GRN GREEN

22 | RECYCLED BENCH WITHOUT BACK

The 22 series comes without back and has three 2" x 4" planks. These benches are portable.

- Available in 6' or 8' lengths
- Recycled frame with all zinc plated hardware

22 SERIES	6' Bench	8' Bench
	22-GRY6	22-GRY8
	22-CDR6	22-CDR8
	22-GRN6	22-GRN8



22-GRY6 6' Portable, Gray Recycled Plastic Bench without Back

24 | RECYCLED PICNIC TABLES

The UltraSite® 24 series (6' or 8' Rectangular) are available as portable and/or surface mount.

- Recycled frame with all zinc plated hardware

Rectangular	6'	8'	8' ADA
	24-CDR6	24-CDR8	24H-CDR8
	24-GRN6	24-GRN8	24H-GRN8
	24-GRY6	24-GRY8	24H-GRY8



24-CDR6 6' Recycled Rectangular Table

Available in your choice of Gray, Cedar or Green Planks with Black Frame

Design is a funny word. Some people think design means how it looks. But of course, if you dig deeper, it's really how it works.

Steve Jobs

classic FURNISHINGS

features

The UltraSite® Classic Collection includes a complete line of vibrant and durable site furnishings and coordinating specialty items that can be customized to achieve an aesthetically appealing environment.



SQ2418-V Square Planter Box
Green Diamond Pattern



PAGE 18 CUSTOMIZATION



Most benches, tables, and trash receptacles can be customized with your name, community, school, campus, business, or dedication to an individual or group.

PAGE 20 CLASSIC BENCHES



Our Classic furnishings include benches, tables, and trash receptacles. Most come standard with our signature UltraCoat® high-quality thermoplastic finishes as shown on page 89. Choose from four expanded and perforated metal styles and five die-formed steel patterns. Portable, inground, surface, and wall mount options available.

PAGE 29 CLASSIC TABLES





EX-32 Trash Receptacle, Green Diamond
RBR-32-08 Rain Bonnet Lid
PL-32 Plastic Liner


940P-V8 8' Extra Heavy-Duty Bench with Back, Green Planks and Black Frame



PAGE 44 SPECIALTY ITEMS

Choose from UltraSite® trash receptacles, ash trays, and planters to complement any setting.

P PORTABLE



SM SURFACE MOUNT



WM WALL MOUNT



S INGROUND



MOUNTING OPTIONS

Your site conditions will dictate the mounting option that best fits your needs. Throughout this catalog the mounting options available for each series will be listed. The type of mounting required needs to be identified when ordering. Optional cover plates are available for surface mount.



9755M-P6-CL Custom Logo Bench with back

The details are not the details. They make the design.

Charles Eames



PR-32-CL Perforated Trash Receptacle with custom laser lettering. Green RBR-32 Rain Bonnet, PL-32 Plastic Liner

classic
CUSTOMIZATION

logos & lettering



PR-32-LL Perforated Trash Receptacle with custom laser lettering and optional color backing. Black, RBR-32-08 Rain Bonnet, PL-32 Plastic Liner



358-RDP-LL Portable 46" Round Table with custom laser lettering

Include your logo, emblem, or insignia on most UltraSite® classic furnishings.

- Smooth cut edges
- Artwork is converted to an exact replica
- Customized typeface and style


940P-P6-PL Portable Bench with punched lettering





964-S6-CL Charleston Slat Bench with custom logo back. Ask about additional seat patterns and custom leg options!

Ask about custom leg options and seat patterns!



"W" Leg



Arc Leg



Cross Leg



Bar Pattern




Star Pattern



Weave Pattern



Yen-Yang Pattern



Tri-cut Pattern

custom design services for special projects

Our team of design specialists can take your custom design idea from a sketch to a one of a kind finished product. Contact us to learn more!

your concept

11ga. sheet metal

your idea

2"x10" recycled planks

11ga. sheet metal

your reality



942S-V15 15' Inground Bench, Diamond Pattern, Blue Planks, and Black Frame



942WM-P6 6' Wall Mount Bench, Diamond Pattern, Blue Planks, and Black Frame

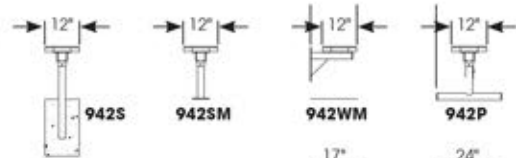


942S-V8 8' Inground Bench, Red Diamond Pattern Planks, Black Frame, **EX-32** Trash Receptacle, Red Diamond **RT-32** Round Dome Top Lid **PL-32** Liner

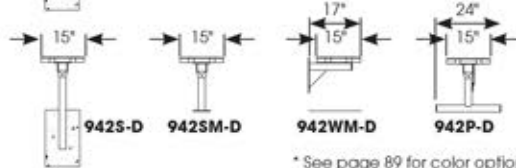


942SM-P6 6' Surface Mount Bench, Perforated Pattern, Green Planks, and Black Frame

STANDARD SEATING



DELUXE SEATING



* See page 89 for color options.

942 | Extra Heavy-Duty Bench WITHOUT BACK



The UltraSite® 942 series bench without back can be portable (P), inground (S), surface mount (SM), or wall mounted (WM).

- Available in 6', 8', 10', and 15' lengths
- 12" seating standard, or optional (D) 15" seating
- Thermoplastic planks with powder-coated frame
- 2-3/8" O.D. all MIG welded frame
- 1" O.D. brace (Portable frame only)
- Cover Plates available for inground (S) and surface mount (SM), see page 22-23
- All stainless steel hardware


Frame Option	Added Abbreviation:
Portable	P
Inground	S
Surface Mount	SM
Wall Mount	WM

Examples: **942P**, **942S**, **942SM**. Add the abbreviation after the initial number to designate mounting option

6' BENCH	12" Seating	8' BENCH	12" Seating	10' BENCH	12" Seating	15' BENCH	12" Seating
	942-V6		942-V8		942-V10		942-V15
	942-VR6		942-VR8		942-P10		942-P15
	942-P6		942-P8				
	942-PR6		942-PR8				
6' BENCH	(D) 15" Seating	8' BENCH	(D) 15" Seating	10' BENCH	(D) 15" Seating	15' BENCH	(D) 15" Seating
	942-DV6		942-DV8		942-DV10		942-DV15
	942-DVR6		942-DVR8		942-DP10		942-DP15
	942-DP6		942-DP8				
	942-DPR6		942-DPR8				
	942-FV		942-FV		942-FV10		942-FV15
	(6' frame only)		(8' frame only)		(10' frame only)		(15' frame only)



PIPE DIAMETER CHOICES



940S-PR6 6' Inground Bench, Perforated Rolled, Blue Planks and Black Frame

940 | Extra Heavy-Duty Bench WITH BACK

The UltraSite® 940 Bench continues to be the most popular series at UltraSite®. This bench can be portable (P), inground (S), surface mount (SM), or wall mount (WM).

- Available in 6', 8', 10', and 15' lengths
- 12" seating standard or optional (D) 15" seating
- Thermoplastic planks with powder-coated frame
- 2-3/8" O.D. all MIG welded frame
- 1" O.D. brace (Portable frame only)
- Cover Plates available for inground (S) and surface mount (SM)
- All stainless steel hardware

6' BENCH	12" Seating	8' BENCH	12" Seating	10' BENCH	12" Seating	15' BENCH	12" Seating
	940-V6		940-V8		940-V10		940-V15
	940-VR6		940-VR8		940-P10		940-P15
	940-P6		940-P8				
	940-PR6		940-PR8				
	940-V6-BB		940-V8-BB				
	940-P6-BB		940-P8-BB				
6' BENCH	(D) 15" Seating	8' BENCH	(D) 15" Seating	10' BENCH	(D) 15" Seating	15' BENCH	(D) 15" Seating
	940-DV6		940-DV8		940-DV10		940-DV15
	940-DVR6		940-DVR8		940-DP10		940-DP15
	940-DP6		940-DP8				
	940-DPR6		940-DPR8				
	940-FV		940-FV10				940-FV15
	(6' frame only)		(10' frame only)				(15' frame only)

New Buddy Bench

UltraSite is pleased to introduce the Buddy Bench! Add this new trend in seating to any space to provide an area that children can go if they are feeling lonely or left out on the playground. This signals other children on the playground that they would like to be included.

- Kid friendly lettering and graphics
- Promotes inclusion in group play and the making of new friends.
- Available in 6' and 8' lengths
- It is standard with the graphic shown, but custom options are available



940P-P6-BB 6' Portable Buddy Bench, Perforated Pattern, Blue

classic

CONTOUR BENCH

features

All Contour Bench seating features UltraCoat® premium thermoplastic coating that ensures a smooth finish.



965SM-W4 4' Contour Bench with Black Wave Slats, and Spartan Bronze Frame

965P-W4 4' Portable Contour Bench, Red Wave Seating, and Black Frame



965 | Contour Bench WITH BACK

The UltraSite® Contour Bench with back is available in portable (P), inground (S), or surface mount (SM), options.

- 4', 6', and 8' lengths can be extended with 4' or 6' add-on (AO) benches
- 2-3/8" O.D. frame
- Thermoplastic finish with powder-coated frame
- Cover Plate available for inground (S) and surface mount (SM)
- All stainless steel hardware

4 FOOT BENCH	4'	6'	8'
	965-V4	965-V6	965-V8
	965-P4	965-P6	965-P8
	965-FB4	965-FB6	965-FB8
	965-W4	965-W6	965-W8
	965-S4	965-S6	965-S8



965P-FB6 6' Portable Contour Bench, Blue Fiesta Seating, and Black Frame

966 | Contour Bench WITHOUT BACK

The UltraSite® Contour Bench is available without back. The 966 Series is available in portable (P), inground (S), or surface mount (SM), options.

- 4', 6', and 8' lengths can be extended with 4' or 6' add-on (AO) benches
- 2-3/8" O.D. frame
- Thermoplastic finish with powder-coated frame
- Cover Plate available for inground (S) and surface mount (SM)
- All stainless steel hardware

4 FOOT BENCH	4'	6'	8'
	966-V4	966-V6	966-V8
	966-P4	966-P6	966-P8
	966-FB4	966-FB6	966-FB8
	966-W4	966-W6	966-W8
	966-S4	966-S6	966-S8



966P-S6 6' Portable Contour Bench without Back, Green Slat Seating, Black Frame



967 | Contour Bench Swing

The 967 UltraSite® Contour Swing is inground mount only.

- Available in 4' and 6' lengths
- 2-3/8" O.D. frame
- Thermoplastic planks with powder-coated frame
- Uncoated galvanized swing chain
- Cover Plate available
- All stainless steel hardware


4 FOOT SWING

4' Swing
967-V4
967-P4
967-FB4
967-W4
967-S4

6 FOOT SWING

6' Swing
967-V6
967-P6
967-FB6
967-W6
967-S6

967-V6 Contour Bench Swing with Blue Diamond Seating and Black Frame. Only available as inground mount (Left).



970-V6 6' Inground Cantilevered Bench, Blue Diamond Seating, Black Frame

classic
BENCHES

ultra site
A PLAYCORE Company

970 | Cantilevered Bench

The Cantilevered Bench has a variety of seat patterns to choose from. This bench is designed for comfortable outdoor seating. Inground mount only.

- Available in 6' and 8' lengths
- Heavy-duty 2-3/8" O.D. all MIG welded frame
- Thermoplastic finish with powder-coated frame
- All stainless steel hardware

6 FOOT BENCH

6' 970-V6
970-P6
970-FB6
970-W6
970-S6

8 FOOT BENCH

8' 970-V8
970-P8
970-FB8
970-W8
970-S8



NEW! PJK-36FT Jackson Receptacle, Vertical Slat, Flat Top Lid

NEW Jackson series



NEW! P96-S6 6' Jackson Bench with slat pattern

P96 | Jackson Bench WITH BACK

The Jackson Bench features a bolt thru design for easy installation.

- Available in 4', 6' and 8' lengths
- 1-1/2" O.D. Square Tubing frame
- Powder-coated frame and slats
- All stainless steel hardware

4'

P96-S4

6'

P96-S6

8'

P96-S8



NEW! P95-S6 6' Jackson Bench with slat pattern

P95 | Jackson Bench WITHOUT BACK

The Jackson Bench features a bolt thru design for easy installation.

- Available in 4', 6' and 8' lengths
- 1-1/2" O.D. Square Tubing frame
- Powder-coated frame and slats
- All stainless steel hardware

4'

P95-S4

6'

P95-S6

8'

P95-S8

PJK-36 | Jackson Receptacle

Flat Top

PJK-36FT

Ash Urn

PJK-36AU

Rain Bonnet

PJK-36RB

classic

MALL BENCH

geometric



The Geometric 934 Mall Bench is designed to fit around objects or create geometric designs. The bench has a deeper 20" seat with 4" tall outside border.

934S-V6 6' Inground Geometric Mall Bench, Green Diamond Seating, Green Frame

934 | Geometric Mall Bench

The Geometric Mall Bench (934) is designed to fit around objects or create geometric designs. The bench has a deeper 20" seat with 4" tall outside border. Available in 6' and 8' lengths. These benches can be either inground (S) or surface mount (SM).

- 4" bollard-style square tubing
- Thermoplastic planks with powder-coated frame
- All stainless steel hardware
- Available in inground (S) and surface mount (SM) options
- 6' Bench has 32" square center, 8' Bench has 56" square center

6'
934-V6
934-P6

8'
934-V8
934-P8



932SM-V6 6' Surface Mount Mall Bench, Blue Diamond Seating, Black frame

932 | Mall Bench

The Mall Bench (932) has a 15" seat with a 4" tall outside border.

- Available in 4', 6', and 8' lengths
- Available in inground (S) and surface mount (SM) options

4'
932-V4
932-P4

6'
932-V6
932-P6

8'
932-V8
932-P8



W-32 Trash Receptacle with **FTR-32-08** Lid and **PL-32** Liner

Complete the look with our 32 | Trash Receptacles

- Styles shown on page 45
- 32 and 55 gallon sizes
- Portable
- Mounting Options, Lid, and Liner sold separately


DIAMOND & PERFORATED METAL

V DIAMOND



P PERFORATED





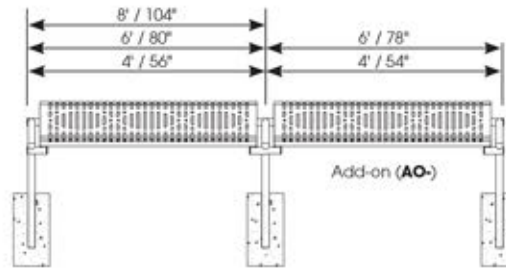
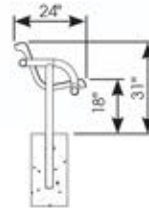
975SM-W6 6' Surface Mount Contour Cantilevered Bench with back, Red Wave Pattern, White Frame

975 | Contour Cantilevered Bench WITH BACK

The 975 Contour Cantilevered Bench is available with back in 5 different styles shown below. Seating capacity can be increased with 4' and 6' add-on (AO) benches. Available in Inground (S) or surface mount (SM) options.

- Available in 4', 6', and 8' lengths
- Heavy-duty 2-3/8" O.D. all MIG welded frame
- Thermoplastic finish with powder-coated frame
- All stainless steel hardware

WITH BACK	4'	6'	8'
	975-V4	975-V6	975-V8
	975-P4	975-P6	975-P8
	975-FB4	975-FB6	975-FB8
	975-W4	975-W6	975-W8
	975-S4	975-S6	975-S8



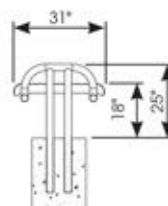
976SM-V4 4' Surface Mount Contour Cantilevered Bench without back, Blue Diamond Pattern, Black Frame

976 | Contour Cantilevered Bench WITHOUT BACK




The 976 Contour Cantilevered Bench is available without back in 5 different styles. Seating capacity can be increased with 4', 6', and 8' add-on (AO) benches. Available in Inground (S) or surface mount (SM) options.

- Available in 4', 6', and 8' lengths
- Heavy-duty 2-3/8" O.D. all MIG welded frame
- Thermoplastic finish with powder-coated frame
- All stainless steel hardware

WITHOUT BACK	4'	6'	8'
	976-V4	976-V6	976-V8
	976-P4	976-P6	976-P8
	976-FB4	976-FB6	976-FB8
	976-W4	976-W6	976-W8
	976-S4	976-S6	976-S8



DIE FORMED STEEL SEATING



REMINDER

You can customize almost any bench, table, or trash receptacle. See pages 18-19 for lettering options.

Frame Option	Added Abbreviation:
Inground	S
Surface Mount	SM
Add On	AO

Examples: **975P**, **975S**, **975SM**.
Add the abbreviation after the initial number to designate mounting option.



962SM-V6 6' Surface Mount Double-Sided Bollard Bench, Diamond Pattern, Green

classic
BOLLARD STYLE BENCH

solid



961SM-V6 6' Surface Mount Single-Sided Bollard Bench, Red Diamond Planks, Black Frame

961/962 | Bollard Style Bench

The 961 Single-Sided Bench and the 962 Double-Sided Bench have a heavy duty 4" square post. Benches are available in inground (S) or surface mount (SM).

- Available in 6' and 8' lengths
- 4" bollard-style square post
- Thermoplastic finish with powder-coated frame
- 2-3/8" O.D. all MIG welded seat support arm

SINGLE-SIDED	6'		8'	
	961-V6	961-V8	962-V6	962-V8
961-VR6	961-VR8	962-VR6	962-VR8	
961-P6	961-P8	962-P6	962-P8	
961-PR6	961-PR8	962-PR6	962-PR8	

955 | Sierra Bench

The Sierra Bench is designed in a modern European style.


- Available in 2', 4', and 6' with optional add-on (AO) benches
- 1-5/8" O.D. all MIG welded frame
- Thermoplastic finish with powder coated frame
- All stainless steel hardware
- Available in portable (P), Inground (S), and surface mount (SM)

BENCH	ADD-ON
2'	955AO-V2
955-V2	955AO-P2
955-P2	955AO-FB2
955-FB2	955AO-W2
955-W2	955AO-S2
955-S2	

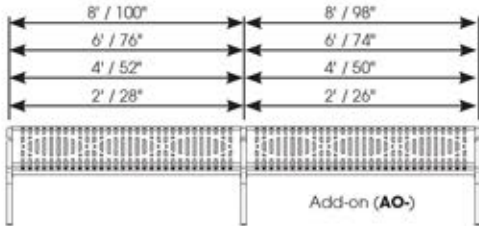
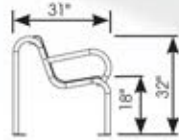
BENCH	ADD-ON
4'	955AO-V4
955-V4	955AO-P4
955-P4	955AO-FB4
955-FB4	955AO-W4
955-W4	955AO-S4
955-S4	

BENCH	ADD-ON
6'	955AO-V6
955-V6	955AO-P6
955-P6	955AO-FB6
955-FB6	955AO-W6
955-W6	955AO-S6
955-S6	

BENCH	ADD-ON
8'	955AO-V8
955-V8	955AO-P8
955-P8	955AO-FB8
955-FB8	955AO-W8
955-W8	955AO-S8
955-S8	



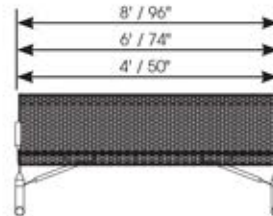
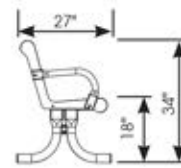
955P-W4 4' Portable Sierra Bench, Wave Seating, Red



Increase seating capacity by adding 955PAO-V24 2' Portable Sierra Add-On Benches



950P-V4 4' Surface Mount Capri Bench, Diamond Rolled Seat, Black



950 | Capri Bench

The Capri Bench has a variety of styles along with an economical price.

This bench can also be customized with name and/or logo options on pages 18-19.



- Available in 4', 6', and 8' lengths
- Heavy-duty 2-3/8" O.D. all MIG welded frame
- Available in portable (P), Inground (S), and surface mount (SM)
- Thermoplastic finish with powder coated frame
- All stainless steel hardware

4'	950-V4	950-V6	950-V8
950-P4	950-P6	950-P8	
950-FB4	950-FB6	950-FB8	
950-W4	950-W6	950-W8	
950-S4	950-S6	950-S8	

classic
BENCHES

ultra site
A PLAYCORE Company

DIE FORMED STEEL SEATING



THERMOPLASTIC COLOR OPTIONS



Frame Option	Added Abbreviation:
Portable	P
Inground	S
Surface Mount	SM
Add On	AO

Examples: 955S-, 955SM-, 955SAO-,
Add the abbreviation after the initial number to designate mounting option

Classic

BENCHES

Individual




Endless straight or curved configurations to provide each individual with conversational, or independent seat layouts.



700P-VS2 Portable 2-Seat Bench without back, Beige Diamond Seating, Black Frame



830SM-VCX3 Surface Mount 3-Seat Bench with back, Blue Diamond Seating and Frame



715SM-VCA3 Conversational Surface Mount 3-Seat Bench without back, Green Diamond Seating, Black Frame

800P-VS3 Portable 3-Seat Bench with back, Brown Diamond Seating and Frame

800 | Straight Bench WITH BACK

The 800 series with backs have 2 or 3 individual seat sections. The sections can be placed side-by-side to create endless straight configurations or curved for an oval seat layout.

- 2-3/8" O.D. all MIG welded frame
- Thermoplastic finish with powder-coated frame
- 1-5/8" O.D. feet (portable only)
- All stainless steel hardware
- Available in portable (P), inground (S), and surface mount (SM)

2-Seat	3-Seat
800-VS2	800-VS3
800-PS2	800-PS3

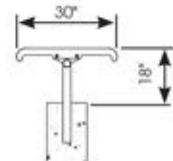


700 | Straight Bench WITHOUT BACK

The 700 series seating without backs have 2 or 3 individual seat sections. The sections can be placed side-by-side to create endless straight or oval seat configurations.

- 2-3/8" O.D. all MIG welded frame
- 1-5/8" O.D. feet (portable only)
- All stainless steel hardware
- Available in portable (P), inground (S), and surface mount (SM)

2-Seat	3-Seat
700-VS2	700-VS3
700-PS2	700-PS3



815 | Conversational Bench WITH BACK

830 | Independent Bench WITH BACK

The 3-seat 815 series with back has 15° angles, while the 830 series with back has 30° angles. This allows the seating to be placed in a semi-circular arrangement.

- 2-3/8" O.D. all MIG welded main support
- Thermoplastic finish with powder-coated frame
- 1-5/8" O.D. feet (portable only)
- All stainless steel hardware
- Available in portable (P), inground (S), and surface mount (SM)

15°	30°
815-VCX3	830-VCX3
815-PCX3	830-PCX3
815-PCA3	



715 | Conversational Bench WITHOUT BACK

730 | Independent Bench WITHOUT BACK

The 3-seat 715 without back has 15° angles, while the 730 without back has 30° angles. This allows the seating to be placed in a semi-circular arrangement.

- 2-3/8" O.D. all MIG welded main support
- Thermoplastic finish with powder-coated frame
- 1-5/8" O.D. feet (portable only)
- All stainless steel hardware
- Available in portable (P), inground (S), and surface mount (SM)

15°	30°
715-VCX3	730-VCX3
715-PCX3	730-PCX3
715-PCA3	



classic
ACCESS



358H-P 3-Seat ADA Square Table, Red Perforated Planks, Black Frame (See pg. 39)



Dual-sided extended table top provides comfortable access for most mobility devices.



238H-V8 8' Portable Double ADA Accessible Table, Red Diamond Planks, Black Frame (As shown on page 31)



ultra site

PLAY OUTDOORS

accessibility



ADA

620H ADA
Accessible Rotating Grill
(See pages 68-69
for additional ADA
accessible grills)

What You Should Know about Accessibility and Inclusion...

Purchasers and planners have the responsibility of ensuring the environment is accessible to all:

Accessible Environment

Ensure the environment has accessible routes of travel to and from the area.

Identify the needs of the facility in relation to people with disabilities. What product or service will create a more inclusive or accessible environment?

Design Specifications

Check the design specifications. Does the product or service meet all applicable accessibility guidelines and/or standards?

Choose Wisely

Choose products and services that promote independence, comfort, and active participation by individuals of all abilities.

Learn more about current ADA Standards for Accessible Design by visiting the Access Board at www.access-board.gov



358H-P 46" Square ADA Table, Blue Perforated Planks, Spartan Bronze Metallic Frame (As shown on page 39)

Quality means
doing it right when
no one is looking.

Henry Ford

classic

TABLES



best sellers


UltraSite® Best Sellers include our most popular items that meet the needs of any setting. All products are made for superior performance, impact resistance, and UV stability. Also available for early childhood as shown on pages 71-73.



EX-32 Trash Receptacle Blue Diamond
RT-32 Round Dome Top Lid
PL-32 Plastic Liner

238-V6 6' Rectangular Table
Blue Diamond Planks, Black Frame

Wide Walk-Through Design for **easy entry...**



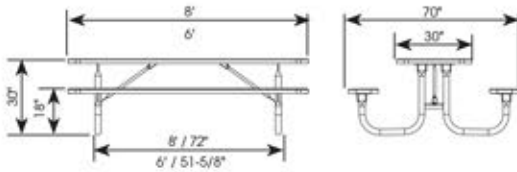
238-V8 8' Table, Brown Diamond Planks, White Frame

and **easy exit.**

238 | Extra Heavy-Duty Rectangular Table PORTABLE / SURFACE MOUNT

The 238 Rectangular Table continues to be our most popular table. Choose from 22 powder-coated frame colors and 8 thermoplastic coated plank colors, on page 89.

- 4', 6' and 8' lengths
- 2-3/8" O.D. frame with 1" O.D. brace
- All MIG welded frame with walk-through designs
- All stainless steel hardware
- Portable and/or surface mount




238 SERIES

4'	6'	8'
238-V4	238-V6	238-V8
238-P4	238-VR6	238-VR8
	238-P6	238-P8
	238-PR6	238-PR8
	frame only 238-FV	frame only 238-FV



DIAMOND & PERFORATED METAL



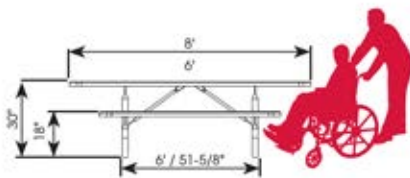
PIPE DIAMETER CHOICES



238H | 8' ADA Accessible Table PORTABLE / SURFACE MOUNT



- Available in an 8' ADA Accessible option with choice of single or double-sided accessibility



238H SERIES

ADA Double-Sided	ADA Single-Sided
238H-V8	238HS-V8
238H-VR8	238HS-VR8
238H-P8	238HS-P8
238H-PR8	238HS-PR8
frame only 238-FV	frame only 238-FV

TABLE FRAME OPTIONS

For UltraSite® Rectangular Tables



238 SERIES | 158 SERIES
All MIG Welded Frame

238H-V8 8' Double ADA Accessible Table, Red Planks, Black Frame



BT238 SERIES | BT158 SERIES
Bolt-thru Frame (Shown on page 37)

Classic

SHELTER TABLES

features

Accessibility promotes independence, comfort and active participation by individuals of all abilities.

* See page 89 for color options.



 **238H-4-V10** 10' ADA Shelter Table, Red Diamond Planks and Frame

238H | ADA Shelter Table

The ADA Shelter Table features a walk-through design and is offered in a 10' length with 4 frames or a 12' length with 3 frames.

- 2-3/8" O.D. all MIG welded frame
- 1" O.D. brace
- Thermoplastic planks with powder-coated frame
- All stainless steel hardware
- Portable and/or Surface Mount



238-3-V10 10' Shelter Table, Brown Diamond Planks, Black Frame

4-FRAME **10'**
238H-4-V10
238H-4-P10
frame only
238H-4-FV

3-FRAME **12'**
238H-3-V12
238H-3-P12
frame only
238H-3-FV



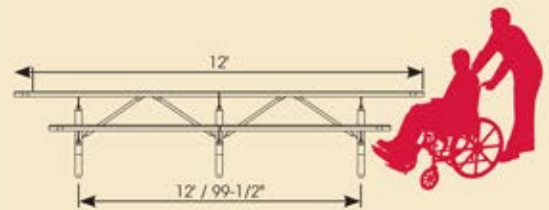
 **238H-3-V12** 12' Portable ADA Shelter Table, Red Diamond Planks, Black Frame

238-3 | Shelter Table

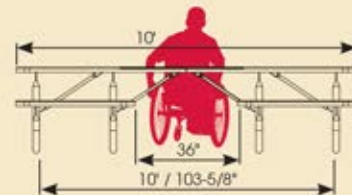
The Shelter Table is designed for large groups. It has the same features as our standard tables with two sections and three legs for added support.

3-FRAME **10'**
238-3-V10
238-3-P10
frame only
238-3-FV

3-FRAME **12'**
238-3-V12
238-3-P12
frame only
238-3-FV



238H-3 (3-Frame Accessible Table)



238H-4 (4-Frame Accessible Table)



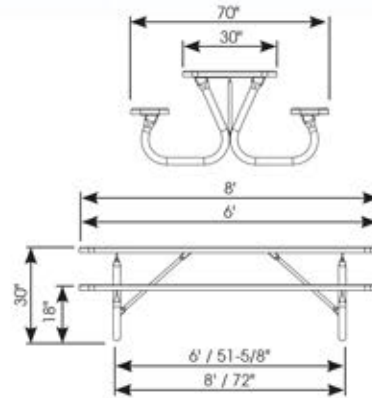
BT238-V6 6' Bolt-thru Rectangular Table, Green Diamond Planks, Black Frame

BT238 | Extra Heavy Duty Bolt-Thru

The Bolt-thru Rectangular Table is available with a 2-3/8" all bolted frame versus an all welded frame. This table is portable and/or surface mounted.

- Available in 6' and 8' lengths
- 2-3/8" O.D. all bolt together walk-through frame
- 1" O.D. brace
- Thermoplastic planks with powder-coated frame
- All stainless steel hardware

6'	8'
BT238-V6	BT238-V8
BT238-VR6	BT238-VR8
BT238-P6	BT238-P8
BT238-PR6	BT238-PR8
frame only	frame only
BT238-FV	BT238-FV

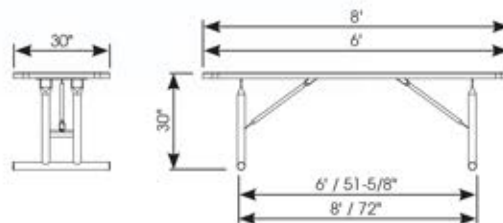


 **238U-V6** 6' Utility Table, Red Diamond Planks, Black Frame

238U | Utility Table

This durable Utility Table can be used in a variety of applications ranging from a serving table to an events table.


- Available in 6' and 8' lengths
- Thermoplastic planks with powder-coated frame
- 2-3/8" O.D. all MIG welded frame
- 1" O.D. brace
- All stainless steel hardware
- Available in Portable only



6'	8'
238U-V6	238U-V8
238U-VR6	238U-VR8
238U-P6	238U-P8
238U-PR6	238U-PR8



DIAMOND & PERFORATED METAL



Complete the look!

32 and 55 gallon Trash Receptacles

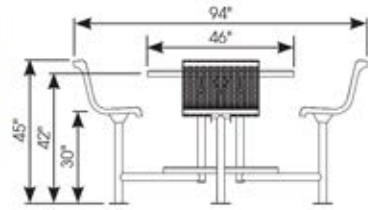
- Styles shown on page 45
- Portable with mounting options



PR-32 Trash Receptacle with **FTR-32-08** Lid and **PL-32** Liner.

EXTRA HEAVY-DUTY TABLES

classic



362 | Ultra Bar Height Table

The Ultra Bar Height Table with attached chairs is perfect for an outside restaurant or food service venue.

- 46" table top with a standard 1-5/8" diameter umbrella hole
- 2-3/8" O.D. all MIG welded frame
- Thermoplastic planks with powder-coated frame
- Cover plates available
- All stainless steel hardware
- Inground (S) or Surface Mount (SM)



46" Table
362-RDV
362-RDP

362S-RDV 46" Round Table, Inground, Red Diamond Planks, and Black Frame

features

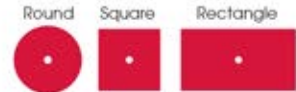
Tables are available with extra heavy-duty (2-3/8" pipe) all MIG welded frame. Each table is made for superior mechanical performance, impact resistance, and UV stability.

* See page 61 for umbrella options.

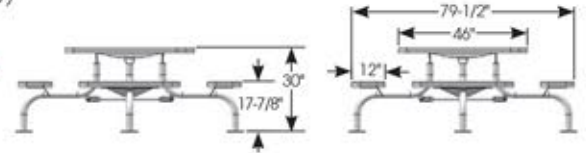
369 | 239 | UltraSite® Span Leg Table

Span Leg Tables offer an open design to allow additional legroom, comfortable access to seating, and easier clean-up.

- Frame is made of 2 3/8" O.D. powder coated steel tubing
- All MIG welded frame
- Available in inground (S) and surface mount (SM) mounting options
- Cover plates are available in sets of 4, sold separately
- Available in perforated (P) or diamond (V)
- 239's only available in 8'.



	Square	Round	Rectangle
	369-V	369-RDV	239-V
	369-P	369-RDP	239-P



seats 8 adults

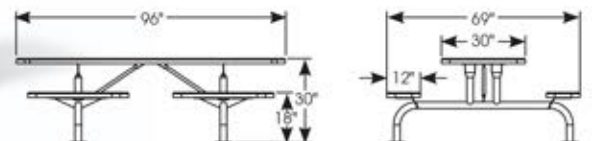


369SM-V Square UltraSite® Span Leg Table, Red Diamond Seating and Black Frame

seats 8 adults



239SM-V 8' Rectangle UltraSite® Span Leg Table, Red Diamond Seating and Black Frame



369SM-RDP Round UltraSite® Span Leg Table, Green Punched Seating and Black Frame

seats **4** adults



Round



230 | Round Contour Table

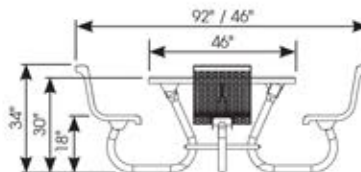
230-RDPC46 46" Round Table, Brown Punched Seating and Frame.

The Round Contour Table features contoured seats and is both portable and/or surface mount. Umbrella hole is standard.

- 46" table top with a standard 1-5/8" dia. umbrella hole
- 2-3/8" O.D. all bolt together walk-through frame
- Thermoplastic planks with powder-coated frame
- All stainless steel hardware
- 3-seat version available

46" Table

230-RDVC46
230-RDPC46



358 | Capri Seating

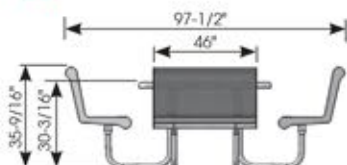
seats **8** adults

The 358 Capri Table with seats offers comfortable bench-style seating, and comes standard with an umbrella hole.

- 46" square or octagon table top with umbrella hole
- 1-5/8" O.D. all MIG-welded frame with walk-through design
- Thermoplastic planks with powder-coated frame
- All stainless steel hardware
- Portable and/or Surface Mount

Square Octagon

358-VC 358-OVC
358-PC 358-OPC



Square Octagon



358-VC 46" Square Table with Capri Seating, Green Diamond Seating, Black Frame

classic
TABLES

ultra site
A PLAYCORE Company

DIAMOND & PERFORATED METAL

V DIAMOND



VR DIAMOND ROLLED



P PERFORATED



PR PERFORATED ROLLED



THERMOPLASTIC COLOR OPTIONS



Frame Option	Added Abbreviation:
Portable	P
Inground	S
Surface Mount	SM

Examples: **230P-362S-363SM**.
Add the abbreviation after the initial number to designate mounting option

classic TABLES

best sellers

The 158 Rectangular Table comes in 4', 6', and 8' lengths with rounded corners and is one of our most popular tables. Style also available as a kid-sized version. The 158PS Rectangular Preschool Table is 20" high and available in portable design only on page 73.

158PS-V6 6' Rectangular Preschool Table Blue Diamond Planks and Frame



158 | Heavy-Duty Table Rectangular

The 158 Rectangular Table is one of our most popular tables.

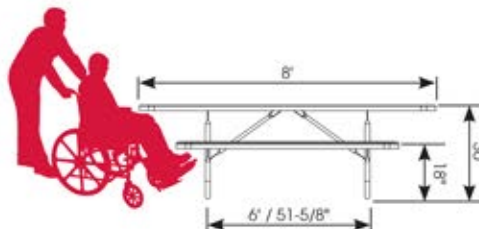
- 4', 6', and 8' lengths with walk-through design
- 1-5/8" O.D. all MIG welded frame
- 1" O.D. brace
- Thermoplastic planks with powder-coated frame
- All stainless steel hardware
- Portable and/or surface mount

4'	6'	8'
158-V4	158-V6	158-V8
158-P4	158-VR6	158-VR8
	158-P6	158-P8
	158-PR6	158-PR8
	frame only 158-FV	frame only 158-FV

158H | Accessible Table

- Available in an 8" ADA accessible option with choice of single or double-sided handicap accessibility

ADA ACCESSIBLE	ADA Double Sided	ADA Single Sided
	158H-V8	158HS-V8
158H-VR8	158HS-VR8	
158H-P8	158HS-P8	
158H-PR8	158HS-PR8	
	frame only 158-FV	frame only 158-FV



158-V8 8' Rectangular Table, Green Diamond Planks, Black Frame

MIG welded frame




501S-P Canteen Table, Red Perforated Planks, Red Frame

classic
TABLES

ultra site
A PLAYCORE Company

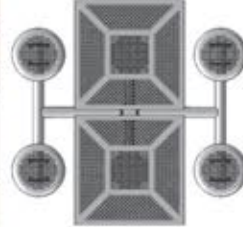
1-Seat (Topview)



2-Seat (Topview)



4-Seat (Topview)



501 | Canteen Table

The Canteen Table is a single pedestal table that is compact and ideal for cafeterias and outdoor eating areas. The single pedestal design allows for extra room and easy sweeping and cleaning access.

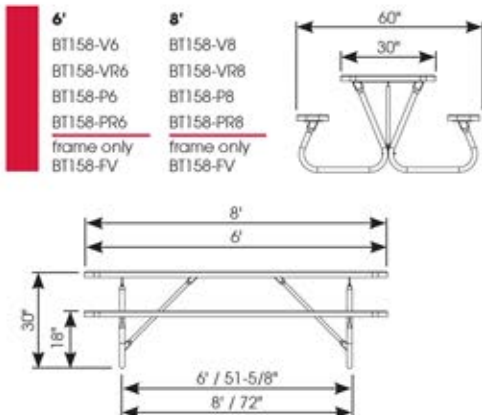
- Available in multiple sizes with 1, 2, and 4-seat options
- Only available in Perforated
- Thermoplastic planks with powder-coated frame
- Inground (S) or Surface Mount (SM)

1 Seat	2 Seat	4 Seat
501-P	502-P	504-P

BT158 | Bolt-thru Table HEAVY-DUTY

Heavy-Duty table design offers strength, but allows mobility. This table features a bolt-thru design instead of an all-welded design.

- Available in 6' and 8' lengths
- 1-5/8" O.D. bolt together frame
- 1" O.D. brace
- Thermoplastic planks with powder-coated frame
- All stainless steel hardware
- Available in Portable only



*See page 89 for color options.



BT158-P6 6' Rectangular Table, Red Perforated Planks, Beige Frame



338S-RDV 46" Inground Round Single Pedestal Table, Red Diamond Seats, Black Frame (Left)

PR-55-LL Custom Laser Cut Receptacle, **PR-55** 55 Gallon Liner, **PBR-55-08** Rain Bonnet Lid

358-RDP 46" Round Table, Black Perforated Planks and Frame (Below)



UltraSite® 358 Series Tables are among our most popular. Surface mounted tables can be ordered to be ADA accessible. This table comes in round, square, or octagon.

358-RDP 46" Round Table, Blue Perforated Planks and Frame MUV-70 Umbrella, Red

Create your own visual style...
let it be unique for yourself and
yet identifiable for others.

Orson Welles



classic
MULTIPURPOSE TABLES
best seller





best seller

classic
TABLES



358 | Square, Octagon, & Round Table

The 358 Table comes in a 46" square, octagon, or round shape with a game top option (add GT). This table can be ordered as ADA accessible. (Surface mount recommended for ADA accessible tables.)

- 46" square, octagon, or round table with 1-9/16" I.D. umbrella hole standard
- 1-5/8" O.D. frame with 1" O.D. brace
- All MIG welded frame with walk-through design
- Thermoplastic planks with powder-coated frame
- Available portable and/or surface mount
- All stainless steel hardware

Square	Square w/ Game Top	Octagon	Octagon w/ Game Top	Round	Round w/ Game Top
358-V	358-V-GT	358-OV	358-OV-GT	358-RDV	358-RDV-GT
358-P	358-P-GT	358-OP	358-OP-GT	358-RDP	358-RDP-GT
358-VR	358-VR-GT	358-OVR	358-OVR-GT		
358-PR	358-PR-GT	358-OPR	358-OPR-GT		

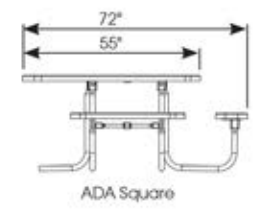
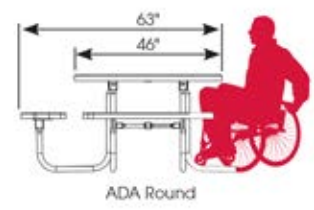


358-V-GT 46" Square Table with optional Game Top, Blue Diamond Planks, Black Frame

358H | Accessible Table

- Available in a (H) single-sided ADA accessible option

ADA	Square	Octagon	Round
	358H-V	358H-OV	358H-RDV
	358H-P	358H-OP	358H-RDP
	358H-VR	358H-OVR	
	358H-PR	358H-OPR	



* See page 89 for color options.

Classic

PEDESTAL TABLES

Solid

Our Pedestal Tables are heavy-duty with powder-coat frames and thermoplastic planks. Color options can be found on page 89.



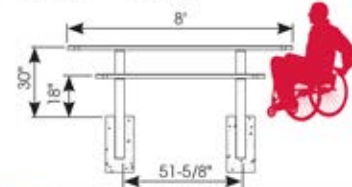
 **349S-V6** 6' Inground Multi Pedestal Table, Ultra Blue Diamond Planks, Black Frame

349 | Multi Pedestal Table

The Multi Pedestal Table has an easy access design and is great for any park or restaurant. Available as an 8' ADA accessible table.

- 4" square post all MIG welded frame with walk-through design
- Thermoplastic planks with powder-coated frame
- All stainless steel hardware
- Available in inground (S) or surface mount (SM)

6'	8'	ADA 8'
349-V6	349-V8	349H-V8
349-P6	349-P8	349H-P8
349-VR6	349-VR8	349H-VR8
349-PR6	349-PR8	349H-PR8



349U | Utility Table

Utility Tables have an easy access design and are ideal for any park or restaurant. 6' and 8' tables are ADA accessible.

- 4" square post all MIG welded frame with walk-through design
- Thermoplastic planks with powder-coated frame
- All stainless steel hardware
- Available in both inground (S) or surface mount (SM) options

ADA	6'	8'
	349U-V6	349U-V8
	349U-VR6	349U-VR8
	349U-P6	349U-P8
	349U-PR6	349U-PR8



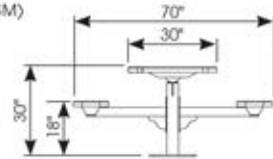
 **349SU-V8** 8' Inground Utility Table, Blue Diamond Planks, Black Frame


337 | Heavy-Duty Rectangular Single Pedestal Table

The Heavy-Duty Pedestal Table has a 4" square center post and 3" square arm posts and is ADA accessible.

- Available in 4' and 6' lengths
- Thermoplastic planks with powder-coated frame
- 4" x 4" square post frame with 3" x 3" square support arms
- All stainless steel hardware
- All MIG welded frame
- Available inground (S) or surface mount (SM)

ADA	4'	6'
	337-V4	337-V6
	337-P4	337-VR6
		337-P6
		337-PR6



 **337SM-P6** 6' Surface Mount Rectangular Single Pedestal Table, Brown Perforated Planks, Black Frame



320 | Canopy Table

- Protection from the sun
- 6' lengths available with canopy
- Available with Diamond or Perforated Planks only
- 4" x 4" square all MIG welded frame and support arms
- All stainless steel hardware
- Available inground

6'
320-V6
320-P6

320-P6 6' Inground Canopy Table, Blue Perforated Planks, Black Frame



DIAMOND & PERFORATED METAL

V DIAMOND



VR DIAMOND ROLLED



P PERFORATED



PR PERFORATED ROLLED



Complete the look!

32 gallon Trash Receptacles

- Styles shown on page 45
- Portable with mounting options



PR-32RE Recycle Logo Receptacle
FTR-32-08 Lid and PL-32 Liner.

Frame Option	Added Abbreviation:
Inground	S
Surface Mount	SM
Examples: 349S , 349SM . Add the abbreviation after the initial number to designate mounting option	



338 | 46" Single Pedestal Table

The 338 Table is an all welded frame with 4" x 4" square center post and heavy-duty round extension arms supporting the seats. The surface mount option is a large 4-hole plate welded to the center post.

- 46" square, octagon, or round top table with standard 1-5/8" I.D. umbrella hole
- 4" x 4" square post frame with 2-7/8" O.D. round support arms
- Thermoplastic planks with powder-coated frame
- All stainless steel hardware
- Available inground (S) or surface mount (SM)
- For Double-sided Accessibility add (H2)
- For Single-sided Accessibility add (H3)

	Square	Octagon	Round
	338-V	338-CV	338-RDV
	338-P	338-OP	338-RDP
	338-VR	338-OVR	
	338-PR	338-OPR	

ADA	Double-Sided	Single-Sided
	338H2-add (H2)	338H3-add (H3)

338H2SM-VR 46" ADA Double-sided (Front) and **338H3SM-VR** 46" ADA Single-Sided (Left), Square Single Pedestal Table, Surface Mount, Blue Diamond Rolled Planks, Black Frame

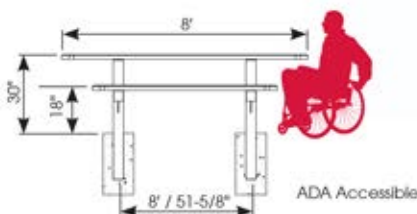


338S-RDV 46" Inground Round Single Pedestal Table, Red Diamond Seats, Black Frame (Left)

347 | Rectangular Dual Pedestal

Dual Pedestal Table is designed for recreational and food service areas. Available in both inground (S) or surface mount (SM) options.

- 6' and 8' lengths available with ADA accessibility
- 4" x 4" square all MIG welded frame and support arms
- Thermoplastic top and seats with powder-coated frame
- All stainless steel hardware



347-P6 6' Rectangular Dual Pedestal Table, Green Perforated Planks, Black Frame

6'	8'	8'
347-V6	347-V8	347H-V8
347-P6	347-P8	347H-P8
347-VR6	347-VR8	347H-VR8
347-PR6	347-PR8	347H-PR8





964-S6-CL 6' Charleston Slat Bench with Laser Lettering, Red
LX-36-FT Lexington Receptacle, Red (lid and liner included)



UltraSite® Classic Collection includes specialty items like planters, trash receptacles, ashtrays, golf equipment, and umbrellas. These specialty items are designed to match the Classic tables and benches, creating an aesthetically pleasing outdoor environment.

classic

SPECIALTY ITEMS

customization

Select planters and trash receptacles can be customized!

- Name of your community, school, or campus
- Advertise your business
- Dedicate to an individual or group
- Honor friends or loved ones
- Raise funds for a civic group or organization

See pages 18-19 for customized options.



PR-32-CL Perforated Trash Receptacle with custom laser image, Green
RBR-32 Rain Bonnet, **PL-32** Plastic Liner

955-W6-LL Cantilevered Bench, Red Slat Seating, Black Frame with Laser Lettering
EX-32-LL Diamond Trash Receptacle, Red with Custom Lettering
RBR-32-08 Rain Bonnet Lid and **PL-32** Plastic Liner



358-RDP-LL Portable 48" Round Table with laser lettering





956 | Tall Food Court Chairs

The 956 Food Court Chair is a taller 30" chair used in combination with the 42" high tables. Chair has an 18" wide contour seat for comfort and comes in 5 different designs.

- 1-5/16" O.D. all MIG welded
- Thermoplastic planks with powder-coated frame
- All stainless steel hardware
- Portable

360P-RDSD Green Portable Round Tall Food Court Table, Solid Top, Black Frame and **956-V** Tall Food Court Chairs, Diamond Seats, Green

Tall Chair	30" Chair
	956-V
	956-P
	956-FB
	956-W
	956-S



DIAMOND & PERFORATED METAL

V DIAMOND



P PERFORATED



SD SOLID



953 | Standard Food Court Chairs

The 953 Food Court Contour Chair can be used with our standard 30" tables. The chairs have an 18" contour seat for comfort.

- 1-5/16" O.D. all MIG welded arched support legs and arms
- Thermoplastic planks with powder-coated frame
- All stainless steel hardware
- Portable

Standard Chair	18" Chair
	953-V
	953-P
	953-FB
	953-W
	953-S



Round Square



361L-V Portable Square Low Food Court Table, Green Diamond Seats, Black Frame and (4) **953-V** Low Food Court Chairs, Green

42" TALL	Square	Round	30" LOW	Square	Round
	361-V	361-RDV		361L-V	361L-RDV
	361-P	361-RDP		361L-P	361L-RDP
	361-SD	361-RDSD		361L-SD	361L-RDSD

361 | Food Court Table

The 361 Portable Food Court Table has a 36" table top with a 42" high frame. Add (L) for 30" low frame. Table can be used in combination with any of our 956 or 953 portable chairs.

Available in a square or round table top. Umbrella hole standard 1-5/8" diameter.

- 1-5/8" O.D. all MIG welded (portable)
- Optional (L) low 30" table
- Thermoplastic planks with powder coated frame
- Easy access design
- All stainless steel hardware

DIE FORMED STEEL SEATING

V DIAMOND



P PERFORATED



FB FIESTA



W WAVE



S SLAT



360 | 360L | Tall Food Court Table

The 360 Food Court Table is a taller 42" high table with a 36" round or square table top. Table can be used in combination with any of our 956 food court chairs. Umbrella hole not available.

- 3-1/2" O.D. all MIG welded - portable (P)
- 3" Square all MIG welded - inground (S) or surface mount (SM)
- Thermoplastic planks with powder-coated frame
- Optional low (L) 30" table
- Easy access design
- All stainless steel hardware

42" Table	Square	Round	30" Table	Square	Round
	360-V	360-RDV		360L-V	360L-RDV
	360-P	360-RDP		360L-P	360L-RDP
	360-SD	360-RDSD		360L-SD	360L-RDSD



360S-RDV Inground Mount Round Tall Food Court Table, Red Solid Top, Black Frame

Round Square



* See page 89 for color options.

classic

RECEPTACLES & LIDS

trash



LX-36RB Lexington Trash Receptacle, Vertical Slat, Spartan Bronze with matching Rain Bonnet Lid

receptacles



LX-72 Dual Lexington Trash Receptacle, Vertical Slat, Black with (2) matching flat top lids with decal option.

LX-72 | Dual Lexington Receptacle

UltraSite is pleased to announce our latest addition to our Lexington Series. The Dual Lexington Receptacle provides space for (2) 32 gallon liners, and (2) powder coated lids. Lid choices include Ash Urn, Rain Bonnet, and Flat Top. A decal can be purchased for any lid option with the words Cans, Plastics, Trash or Recycle. The decals are white lettering with a black background. A decal gives this receptacle the versatility of being both a trash receptacle and a recycling receptacle. The decals are to be installed on site, and they are \$15 per decal. Receptacle, (2) lids, and (2) liners are included. Comes with zinc plated hardware.

Flat Top	Ash Urn	Rain Bonnet
LX-72-FT	LX72-AU	LX-72-RB



LX-36 | Lexington Receptacle

The Lexington Trash Receptacle coordinates with any bench that has slat patterns.

- 1/8" x 2" steel flat bar
- All MIG welded frame
- Only available in powder-coat finish
- All stainless steel hardware
- Available portable and/or surface mount (SM)

Flat Top	Ash Urn	Rain Bonnet
LX-36FT	LX-36AU	LX-36RB

LX-36FT Lexington Trash Receptacle, Vertical Slat, Beige with matching flat top lid



JK-36FT Jackson Receptacle, Vertical Slat, Flat Top Lid

JK-36 | Jackson Receptacle

The Jackson Receptacle comes with lid and liner.

To coordinate your site, choose benches and seats with slat patterns.

- 1/8" x 2" steel flat bar
- All MIG welded frame
- Only available in powder-coat finish
- All stainless steel hardware
- Available portable or surface mount (SM)
- 32 gallon

Flat Top Ash Urn Rain Bonnet

JK-36FT	JK-36AU	JK-36RB
---------	---------	---------



FTR-32-08



AUR-32-08



RBR-32-08



RT-32



DT-32



See page 46 for lids & liners.



See page 46
for lids & liners.



EX-32 Green Diamond Pattern with optional **RBR-32-08** Lid and **PL-32** Liner

Metal Trash Receptacles



- Diamond (V), Perforated (P), Fiesta (FB), Wave (W), or Slat (S) pattern
- Available in 32 gallon (30" h x 23 1/2" w) and 55 gallon (36 1/2" h x 26 1/2" w) sizes
- Optional plastic liner and 5 different lid styles
- Portable with mounting options sold separately
- All MIG welded unit
- Thermoplastic finish
- Lids and liners are sold separately

Style	32 Gallon	55 Gallon
Diamond Pattern	EX-32	EX-55
Perforated Pattern	PR-32	PR-55
Fiesta Pattern	FB-32	FB-55
Wave Pattern	W-32	W-55
Vertical Slat Pattern	S-32	S-55

W-32 Wave pattern
with optional **RT-32** Lid
and **PL-32** Liner



DIE FORMED STEEL SEATING



32RE | Standard Recycle Logo Receptacle

All trash receptacles are portable and can be converted into either (IG) inground or (SM) surface mount. Kits sold separately.

- Diamond (V) and Perforated (P) pattern
- Available in 32 gallon (30" h x 23 1/2" w)
- Optional plastic liner & 5 different lid styles
- All MIG welded unit
- Thermoplastic finish
- Portable with mounting options sold separately
- Lids and liners are sold separately
- Three recycling emblems to be visible from all angles

PR-32RE UltraB lue
Perforated Pattern with
optional **FTR-32-08**
Lid and **PL-32** Liner



Ask about Color Backing to make your graphic Pop!
You can customize most planters and trash
receptacles. See pages 18-19.



PR-32-CL Perforated Pattern, Black with optional Color Backing,
RBR-32-08 Rain Bonnet Lid and **PL-32** Liner



TBARK-PR-32 Tidy Up Trash Receptacle with optional **FTR-32-08** lid and
PL-32 liner. See pages 75-77 for additional BarkPark® furnishings.



Receptacle Mounting Kits

All trash receptacles are portable and can be converted into either inground (IG) or surface mount (SM). Kits fit 32, 36 (IG only), and 55 gallon receptacles. Sold separately

- 2-3/8" O.D. all MIG welded pipe
- Powder-coated black

	Inground	Surface Mount
32 Gal.	IG KIT	SM KIT
36 Gal.	IG KIT	-
55 Gal.	IG KIT	SM KIT

classic
RECEPTACLES

ultra site
A PLAYCORE Company

classic

RECEPTACLES & LIDS

liners, lids & planters

You can customize most planters and trash receptacles. See pages 18-19.



615-CDR6 6' Richmond Bench with Back Cedar Style Recycled Plastic Planks



RD2418-LX Lexington Planter, Vertical Slat, Green See page 5 for more information.

RD2418-P UltraSite® Perforated Round Planter, Black (Includes liner)

liners, lids & planters

Metal Receptacle Lids

- Fits our 32 or 55 gallon receptacles
- 8" opening (08) standard
- Optional 14" opening (14) available
- 18 gauge spun metal
- 23-3/4" I.D. opening
- 1/2" diameter rod (AUR & RBR)
- All MIG welded frame (AUR & RBR)

FTR | Flat Top

- 24" w (26 1/2" for 55 gal.)
- Spun metal lid
- 8 color options available - see page 91

Opening	8"	14"
32 Gal.	FTR-32-08	FTR-32-14
55 Gal.	FTR-55-08	FTR-55-14

AUR | Ash Urn

- 13" h x 24" w (26 1/2" for 55 gal.)
- 20 gauge spun metal bonnet and ash urn
- 8 color options available - see page 91

Opening	8"	14"
32 Gal.	AUR-32-08	AUR-32-14
55 Gal.	AUR-55-08	AUR-55-14

RBR | Rain Bonnet

- 13" h x 24" w (26 1/2" for 55 gal.)
- 20 gauge spun metal bonnet
- 8 color options available - see page 91

Opening	8"	14"
32 Gal.	RBR-32-08	RBR-32-14
55 Gal.	RBR-55-08	RBR-55-14

RT-32 | Round Dome-Top

- 11 1/4" h x 24 7/8" w
- 32 gallon 24" I.D.
- Comes standard as black
- Also available in Brown, Gray, or Blue
- Heavy duty polyethylene lid with a swing door

32 Gal.	RT-32
---------	-------

DT-32 | Square High-Top

- 17" h x 24 3/8" w and 55 gal. 18" h x 28 1/2" w
- 32 gal. 24" I.D. and 55 gal. 27" I.D.
- Heavy duty polyethylene lid with a swing door
- Black only

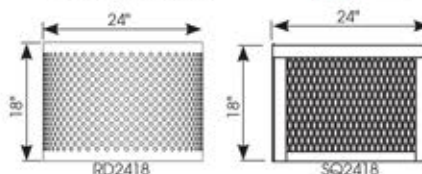
32 Gal.	DT-32
55 Gal.	DT-55

RD2418 | SQ2418 | UltraSite® Planter

The UltraSite® Square and Round Planter Boxes come in the Diamond (V) or Perforated (P) design with a plastic liner included. Planter is both portable and/or surface mount.

- 24" wide x 18" high planters
- All MIG welded frame
- Thermoplastic finish
- Plastic liner included

	Square	Round
	SQ2418-V	RD2418-V
	SQ2418-P	RD2418-P



Receptacle Mounting Kits

All trash receptacles are portable and can be converted into either inground (IG) or surface mount (SM). Kits fit 32, 36 (IG only), and 55 gallon receptacles. Sold separately

- 2-3/8" O.D. all MIG welded pipe
- Powder-coated black

	Inground	Surface Mount
32 Gal.	IG KIT	SM KIT
36 Gal.	IG KIT	-
55 Gal.	IG KIT	SM KIT



PL | Receptacle Liner

The heavy-duty black plastic liner fits most of our 32 and 55 gallon trash receptacles.

- 32-Gallon measures 21-7/8" wide x 27-1/2" tall
- 55-Gallon measures 23-3/8" wide x 31-3/8" tall
- Heavy-Duty Plastic
- Thermoplastic finish
- Sold Separately

32 Gal.	PL-32
55 Gal.	PL-55



PL-32 Receptacle Liner



FTR-32-08



AUR-32-08



RBR-32-08



RT-32



DT-32

classic

ultra site
A PLAYCORE Company

DIAMOND & PERFORATED METAL

V DIAMOND



P PERFORATED



CABLE | 18" Cable

- Attachment is used to keep the lid and trash receptacle permanently connected
 - 3/32" diameter braided cable
- Cable is sold separately. Specify cable when ordering lid and receptacle



EX-12 Ash Tray, Black Diamond Pattern

965SM-W4 4' Surface Mount Contour Bench, Black Wave Slats, Spartan Bronze Frame (available in all patterns)

12 | 12AT | Ash Tray & Ash Tray/Trash Combo

12 Series Ash Tray and 12AT Ash Tray/Trash combination.

- 12-1/2" wide x 24" high
- All MIG welded
- Can be portable and/or surface mount
- Liner included

Ash Tray

Diamond EX-12

Perforated PR-12



EX-12 Ash Tray, Ultra Blue Diamond Pattern



PR-12AT Trash Combo, Green Perforated Pattern

Ash Tray/Trash Combo

Diamond EX-12AT

Perforated PR-12AT

Study nature, love nature,
stay close to nature.
It will never fail you.

Frank Lloyd Wright



Traditional FURNISHINGS



612 Multi-Functional Fire Ring

features

UltraSite® Traditional Furnishings include a complete line of weather resistant benches, tables, and trash receptacles. All planks are made of weather-resistant materials. Frames are available hot-dipped galvanized or with powder-coated colors as shown on page 89.



5040S The Hitch Rack



PAGE 50 TRADITIONAL BENCHES

Choose from untreated wood, pressure treated wood, redwood stain, aluminum, or recycled plastic planks.



PAGE 55 TRADITIONAL TABLES

Choose from untreated wood, pressure treated wood, redwood stain, aluminum, or recycled plastic planks.



PAGE 60 SPECIALTY ITEMS

UltraSite's bike racks, crowd barriers, and umbrellas provide both functional and decorative options for all public settings.

traditional

FURNISHINGS



982SM-CDR8 8' Surface Mount, Cedar Recycled Plastic, (2" x 4" Plank Size Shown) with Galvanized Frame



PAGE 68 GRILLS AND FIRE RINGS

Choose from trash receptacles and lids, grills, fire rings, bike racks, umbrellas, and lantern posts.



PAGE 70 RECEPTACLES & PLANTERS

Choose from untreated wood, pressure treated wood, redwood stain, or recycled plastic planks.



PAGE 71 EARLY CHILDHOOD

Choose from child-sized tables and benches that include alphabet, numbers, or custom decals.

Maintaining healthy forests is essential to those who make a living from the land and for those of us who use them for recreational purposes.

Cathy McMorris

Traditional

BENCHES



features

A complete and versatile line of long-lasting site furnishings. We offer the choice of wood, aluminum, or environmentally conscious recycled plastic planks.

940P-CDR16 Recycled Plastic Bench
Portable 6' Cedar with Back

Frame Option	Added Abbreviation:
Portable	P
Inground	S
Surface Mount	SM

Examples: **238P**-, **238S**-, **238SM**-
Add the abbreviation after the initial number to designate mounting option

traditional

BENCHES



ALUMINUM PLANKS

A ALUMINUM - 2" x 10" only



WOOD PLANKS

U UNTREATED



P PRESSURE TREATED



T REDWOOD STAIN



RECYCLED PLASTIC PLANKS

GRY GRAY RECYCLED




CDR CEDAR RECYCLED



BRN BROWN RECYCLED



GRN GREEN RECYCLED



Most 2" X 10" RECYCLED PLASTIC PLANKS include reinforcement steel bars to eliminate plank warping.



940P-GRY6 Extra Heavy-Duty Bench, Portable, 6' Gray Recycled Plastic Bench with Back

940 | Extra Heavy-Duty Benches | PORTABLE | INGROUND | SURFACE MOUNT

- Standard 2" x 4" planks with the option of 2" x 10" planks
- All MIG welded frame with zinc plated hardware
- Brace is 1" O.D. pipe
- Available portable (P), inground (S), or surface mount (SM)
- See page 89 for frame coating options or hot-dipped galvanized

6 FOOT BENCH

2" x 4" PLANKS

940-U6
940-PT6
940-T6
940-GRY6
940-CDR6
940-BRN6
940-GRN6
940-F6 (frame only)

2" x 10" PLANKS

940-U16
940-PT16
940-T16
940-GRY16
940-CDR16
940-BRN16
940-GRN16

66 FOOT BENCH

2" x 4" PLANKS

940-U8
940-PT8
940-T8
940-GRY8
940-CDR8
940-BRN8
940-GRN8
940-F8 (frame only)

2" x 10" PLANKS

940-U18
940-PT18
940-T18
940-GRY18
940-CDR18
940-BRN18
940-GRN18

940 | Aluminum Benches | PORTABLE | INGROUND | SURFACE MOUNT

- Standard 2" x 10" Aluminum Planks
- Available in 6', 8', 15', and 21' lengths
- Available portable (P), inground (S), or surface mount (SM)

ALUMINUM

LENGTH

6 Foot
8 Foot
15 Foot
21 Foot

2" x 10" PLANKS

940-A6
940-A8
940-A15
940-A21



940P-A6 Extra Heavy-Duty Bench, Portable, 6' Aluminum Bench with Back

features

All 2" x 10" aluminum planks feature end caps for a high-quality finished edge.



SIG15 15' Aluminum Team Bench, Portable

942 | Park & Team Benches | WITHOUT BACK

- Available in 6' or 8' lengths
- 2" x 10" aluminum, wood, or recycled plastic style planks
- All MIG welded frame with zinc plated hardware
- Brace is 1" O.D. pipe
- Available portable (P), inground (S), or surface mount (SM)



942S-U6 6' Inground, Untreated Bench

2" x 10"

- 942-U6
- 942-PT6
- 942-T6
- 942-GRY6
- 942-CDR6
- 942-BRN6
- 942-GRN6

6 FOOT BENCH

2" x 10"

- 942-U8
- 942-PT8
- 942-T8
- 942-GRY8
- 942-CDR8
- 942-BRN8
- 942-GRN8


8 FOOT BENCH

Aluminum

- | Length | 2" x 10" |
|---------|----------|
| 6 Foot | 942-A6 |
| 8 Foot | 942-A8 |
| 15 Foot | SSA15 |
| 21 Foot | SSA21 |

- 942-F6 (frame only)

- 942-F8 (frame only)



942P-A6 Team Bench Portable 6' Aluminum



2" x 10" Aluminum Plank

traditional

BENCHES



965SM-BRN6 6' Surface Mount, Brown Recycled Plastic Contoured Bench with 8-Slats

965 | Double-Post Contour Park Bench

- Standard 2" x 4" planks with 8-slat contoured seating
- Available in 6' or 8' lengths
- Frame is made of 2-3/8" O.D. pipe
- All MIG welded frame with zinc plated hardware
- Available inground (S) or surface mount (SM)
- Frame can be powder-coated or hot-dip galvanized

6 FOOT BENCH	2" x 4"	8 FOOT BENCH	2" x 4"
	965-U6		965-U8
	965-PT6		965-PT8
	965-T6		965-T8
	965-GRY6		965-GRY8
	965-CDR6		965-CDR8
	965-BRN6		965-BRN8
	965-GRN6		965-GRN8



975SM-PT6 6' Surface Mount, Pressure Treated Wood Contoured Bench with 8-Slats

975 | Single-Post Contour Park Bench

- Standard 2" x 4" planks with 8-slat contoured seating
- Available in 6' or 8' lengths
- Frame is made of 2-3/8" O.D. pipe
- All MIG welded frame with zinc plated hardware
- Available inground (S) or surface mount (SM)
- frame can be powder-coated or hot-dip galvanized

6 FOOT BENCH	2" x 4"	8 FOOT BENCH	2" x 4"
	975-U6		975-U8
	975-PT6		975-PT8
	975-T6		975-T8
	975-GRY6		975-GRY8
	975-CDR6		975-CDR8
	975-BRN6		975-BRN8
	975-GRN6		975-GRN8

ALUMINUM PLANKS

A ALUMINUM - 2" x 10" only



WOOD PLANKS

U UNTREATED



P PRESSURE TREATED




T REDWOOD STAIN



RECYCLED PLASTIC PLANKS

GRY GRAY RECYCLED




CDR CEDAR RECYCLED



BRN BROWN RECYCLED



GRN GREEN RECYCLED



Most 2" X 10" RECYCLED PLASTIC PLANKS include reinforcement steel bars to eliminate plank warping.



Traditional

BENCHES



982S-GRY46 6' Inground Bollard-Style Park Bench, Gray Recycled Plastic Planks, Black Frame

best seller

Designed to create an elegant and functional landscape by pairing benches together with receptacles and planters to beautify any public setting.

3 Plank Sizes Available



982 | Bollard-Style Park Bench

- Available in 6' or 8' lengths
- 4"x4", 3"x4", and 2"x4" recycled plastic style planks
- 3" x 3" square all MIG welded frame
- All zinc plated hardware
- Available inground (S) or surface mount (SM)
- Frame can be powder-coated or hot-dip galvanized
- Wood only available in 2"x4"

6 FOOT BENCH	2" x 4"	3" x 4"	4" x 4"	8 FOOT BENCH	2" x 4"	3" x 4"	4" x 4"
	982-GRY6	982-GRY36	982-GRY46		982-GRY8	982-GRY38	982-GRY48
	982-CDR6	982-CDR36	982-CDR46		982-CDR8	982-CDR38	982-CDR48
	982-BRN6	982-BRN36	982-BRN46		982-BRN8	982-BRN38	982-BRN48
	982-GRN6	982-GRN36	982-GRN46		982-GRN8	982-GRN38	982-GRN48
	982-U6				982-U8		
	982-PT6				982-PT8		
	982-T6				982-T8		

952 | Bollard-Style Park Bench WITHOUT BACK

- Available in 6' or 8' lengths
- 4"x4", 3"x4", and 2"x4" wood or recycled plastic style planks
- 3" x 3" square all MIG welded frame with all zinc plated hardware
- Available inground (S) or surface mount (SM)

6 FOOT BENCH	2" x 4"	3" x 4"	4" x 4"	8 FOOT BENCH	2" x 4"	3" x 4"	4" x 4"
	952-GRY6	952-GRY36	952-GRY46		952-GRY8	952-GRY38	952-GRY48
	952-CDR6	952-CDR36	952-CDR46		952-CDR8	952-CDR38	952-CDR48
	952-BRN6	952-BRN36	952-BRN46		952-BRN8	952-BRN38	952-BRN48
	952-GRN6	952-GRN36	952-GRN46		952-GRN8	952-GRN38	952-GRN48
	952-U6				952-U8		
	952-PT6				952-PT8		
	952-T6				952-T8		



952SM-CDR6 6' Surface Mount, Cedar Recycled Plastic Bench without back

traditional TABLES



ALUMINUM PLANKS

A ALUMINUM - 2" x 10" only



WOOD PLANKS

U UNTREATED



P PRESSURE TREATED




T REDWOOD STAIN



RECYCLED PLASTIC PLANKS

GRY GRAY RECYCLED




CDR CEDAR RECYCLED



BRN BROWN RECYCLED



GRN GREEN RECYCLED



Most 2" X 10" RECYCLED PLASTIC PLANKS include reinforcement steel bars to eliminate plank warping.



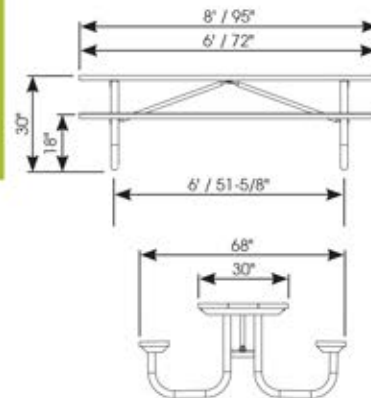
TABLES

traditional

best seller

High-quality, practical, and comfortable options for parks and recreational settings. We offer you a choice of wood, aluminum, or environmentally conscious recycled plastic planks.

238-GRN6 6' Green, Portable Rectangular Table



238 | Extra Heavy-Duty Rectangular Table

- Available in 6' or 8' lengths with walk-through design
- 2-3/8" O.D. all MIG welded frame with 1-5/16" O.D. brace
- Table has pre-drilled holes for a portable and/or surface mount frame
- All zinc plated hardware
- Available in wood or recycled plank colors
- Frame can be powder-coated or hot-dip galvanized

6 FOOT TABLE

2" x 10"

- 238-U6
- 238-PT6
- 238-T6
- 238-A6
- 238-GRY6
- 238-CDR6
- 238-BRN6
- 238-GRN6

8 FOOT TABLE

2" x 10"

- 238-UB
- 238-PT8
- 238-T8
- 238-A8
- 238-GRY8
- 238-CDR8
- 238-BRN8
- 238-GRN8



238-PT6 6' Pressure Treated, Portable Rectangular Table

238H | ADA Accessible Table

- Available in an 8' ADA accessible option with choice of double-sided (H) or single-sided (HS) accessibility
- Recycled planks available Double-Sided (H) only

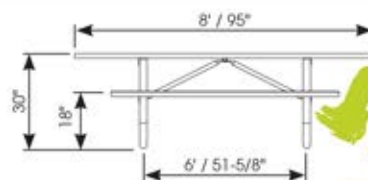
8 FOOT TABLE

ADA Double-Sided

- 238H-U8
- 238H-PT8
- 238H-T8
- 238H-A8
- 238H-GRY8
- 238H-CDR8
- 238H-BRN8
- 238H-GRN8

ADA Single-Sided

- 238HS-U8
- 238HS-PT8
- 238HS-T8
- 238HS-A8



Traditional

TABLES

portability

Portability and accessibility promote independence, comfort, and active participation by individuals of all abilities.

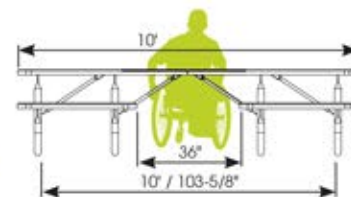
238H | ADA Shelter Table PORTABLE / SURFACE MOUNT

- Available in 10' and 12' lengths with walk-through design
- 2-3/8" O.D. all MIG welded frame
- 2" x 10" planks
- 1-5/16" O.D. brace
- All zinc plated hardware
- Portable and/or surface mount

238H-4-PT10 10' Pressure Treated Portable ADA Shelter Table

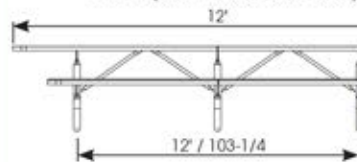
10 FOOT ADA TABLE
ADA 4-Frame
238H-4-U10
238H-4-PT10
238H-4-T10
238H-4-A10
238H-4-F10 (frame only)

12 FOOT ADA TABLE
ADA 3-Frame
238H-3-U12
238H-3-PT12
238H-3-T12
238H-3-A12
238H-3-F12 (frame only)



238H-4 (4-Frame Accessible Table)

238H-3 (3-Frame Accessible Table)



238-3 | Shelter Table PORTABLE / SURFACE MOUNT

- Available in 10' and 12' lengths with walk-through design
- 2-3/8" O.D. all MIG welded frame
- 2" x 10" planks
- 1-5/16" O.D. brace
- All zinc plated hardware
- Portable and/or surface mount

10 FOOT TABLE
3-Frame Shelter Table
238-3-U10
238-3-PT10
238-3-T10
238-3-A10
238-3-F10 (frame only)

12 FOOT TABLE
3-Frame Shelter Table
238-3-U12
238-3-PT12
238-3-T12
238-3-A12
238-3-F12 (frame only)

238-3-T10 10' Redwood Stain, Portable Shelter Table



BT238 | Bolt-Thru Table Extra Heavy-Duty PORTABLE / SURFACE MOUNT

- Portable table comes in 6' and 8' lengths
- 2-3/8" O.D. bolt-thru frame
- 2" x 10" planks
- 1-5/16" O.D. brace
- All galvanized hardware (for wood)
- All zinc plated hardware (for recycled plastic & aluminum)

6 FOOT TABLE
2" x 10"
BT238-U6
BT238-PT6
BT238-T6
BT238-A6
BT238-GRY6
BT238-CDR6
BT238-BRN6
BT238-GRN6
BT238-F6 (frame only)

8 FOOT TABLE
2" x 10"
BT238-U8
BT238-PT8
BT238-T8
BT238-A8
BT238-GRY8
BT238-CDR8
BT238-BRN8
BT238-GRN8
BT238-F8 (frame only)



BT238-BRN6 6' Portable Bolt-Thru Rectangular Table shown with Brown Recycled Planks

traditional

TABLES

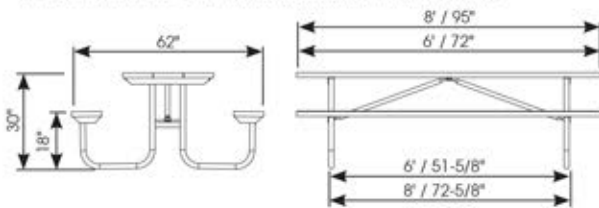


158-PT6 6' Portable, Pressure Treated Heavy-Duty Rectangular Table

158 | Heavy-Duty Rectangular Table

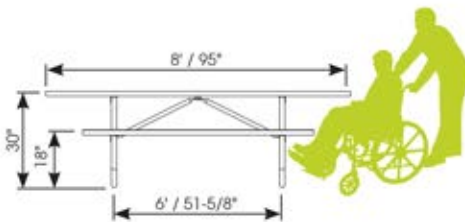
PORTABLE / SURFACE MOUNT

- Available in 6' or 8' lengths with walk-through design
- 1-5/8" O.D. all MIG welded frame with 1-5/16" O.D. brace
- All galvanized hardware (for wood)
- All zinc plated hardware (for recycled plastic & aluminum)
- Pre-drilled holes for a portable and/or surface mount frame



158H | Accessible Table

- Available in an 8' ADA accessible option with choice of single or double-sided accessibility



158H-PT8 8' Portable, Pressure Treated, Double-Sided ADA Accessible Table



BT158-T6 6' Portable Bolt-Thru Rectangular Table shown with Redwood Stain

2" x 10"

158-U6
158-PT6
158-T6
158-A6
158-GRY6
158-CDR6
158-BRN6
158-GRN6
158-F6
(frame only)

6 FOOT BENCH

2" x 10"

158-U8
158-PT8
158-T8
158-A8
158-GRY8
158-CDR8
158-BRN8
158-GRN8
158-F8
(frame only)

8 FOOT BENCH

ADA Double ADA Single

158H-U8
158H-PT8
158H-T8
158H-A8
158H-GRY8
158H-CDR8
158H-BRN8
158H-GRN8
frame only
158H-F8

8 FOOT BENCH

158HS-U8
158HS-PT8
158HS-T8
158HS-A8
158HS-GRY8
158HS-CDR8
158HS-BRN8
158HS-GRN8
frame only
158HS-F8

ultra site

A PLAYCORE Company

Frame Option	Added Abbreviation:
Inground	S
Surface Mount	SM

Examples: **238S-**, **238SM**
Add the abbreviation after the initial number to designate mounting option

WOOD PLANKS

U UNTREATED



P PRESSURE TREATED



T REDWOOD STAIN



RECYCLED PLASTIC PLANKS

GRY GRAY RECYCLED




CDR CEDAR RECYCLED



BRN BROWN RECYCLED



GRN GREEN RECYCLED



Most **2" X 10" RECYCLED PLASTIC PLANKS** include reinforcement steel bars to eliminate plank warping.



BT158 | Bolt-Thru Table

Heavy-Duty PORTABLE / SURFACE MOUNT

- Available in 6' and 8' lengths
- 1-5/8" O.D. all bolt together walk-through design
- 2" x 10" planks
- 1-5/16" O.D. brace
- All galvanized hardware (for wood)
- All zinc plated hardware (for recycled plastic & aluminum)
- Portable (P) and/or surface mount (SM)

2" x 10"

BT158-U6
BT158-PT6
BT158-T6
BT158-A6
BT158-GRY6
BT158-CDR6
BT158-BRN6
BT158-GRN6

6 FOOT BENCH

2" x 10"

BT158-U8
BT158-PT8
BT158-T8
BT158-A8
BT158-GRY8
BT158-CDR8
BT158-BRN8
BT158-GRN8

8 FOOT BENCH

traditional

SQUARE TABLES

best sellers



48" SQUARE TABLE

3-Seat ADA	4-Seat
358H-U48	358-U48
358H-PT48	358-PT48
358H-T48	358-T48
358H-GRY48	358-GRY48
358H-CDR48	358-CDR48
358H-BRN48	358-BRN48
358H-GRN48	358-GRN48

358H-CDR48 3-Seat ADA Square Table, Cedar Recycled Plastic Planks, Black Frame

358 | 48" Square Table

- 1-5/8" O.D. all bolt together walk-through design
- 1" O.D. brace
- Umbrella hole diameter 1-5/8" I.D.
- ADA accessible with a 3-seat option
- All galvanized hardware (for wood)
- All zinc plated hardware (for recycled plastic & aluminum)
- Pre-drilled holes in frame allow table to be portable and/or surface mount



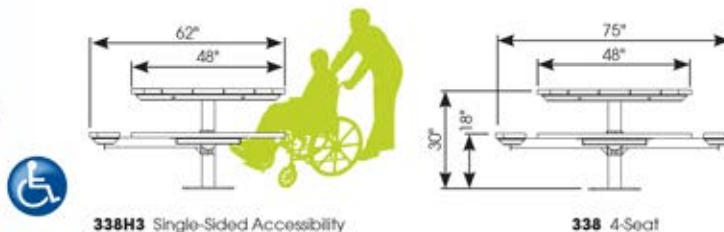
358-PT48 4-Seat Square Table with Pressure Treated Planks, Galvanized Frame



338SM-PT48 Single Pedestal Table with Pressure Treated Planks, Black Frame

338H | 338 | Single Pedestal Table

- ADA accessible with 2-seat or 3-seat option
- 4" x 4" all MIG welded frame with 2-7/8" O.D. round support arms
- Umbrella hole diameter 1-5/8" I.D.
- All zinc plated hardware
- Available (S) inground, or (SM) surface mount

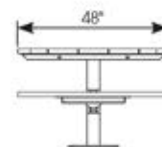


338H3 Single-Sided Accessibility

338 4-Seat

2-Seat ADA	3-Seat ADA	4-Seat
338H2-U48	338H3-U48	338-U48
338H2-PT48	338H3-PT48	338-PT48
338H2-T48	338H3-T48	338-T48
338H2-GRY48	338H3-GRY48	338-GRY48
338H2-CDR48	338H3-CDR48	338-CDR48
338H2-BRN48	338H3-BRN48	338-BRN48
338H2-GRN48	338H3-GRN48	338-GRN48

48" SQUARE TABLE



338H2 Double-Sided Accessibility

traditional

PEDESTAL TABLES

functionality



traditional TABLES



Frame Option	Added Abbreviation:
Inground	S
Surface Mount	SM

Examples: **338S- 358SM**
Add the abbreviation after the initial number to designate mounting option

WOOD PLANKS

U UNTREATED



P PRESSURE TREATED



T REDWOOD STAIN



RECYCLED PLASTIC PLANKS

GRY GRAY RECYCLED



CDR CEDAR RECYCLED



BRN BROWN RECYCLED



GRN GREEN RECYCLED



Most **2" X 10" RECYCLED PLASTIC PLANKS** include reinforcement steel bars to eliminate plank warping.



349SM-GRN6 Multi Pedestal Rectangular Table, Untreated Planks, Black Frame

349 | Multi Pedestal Table

- Available in 6' or 8' lengths with multi pedestal seats
- ADA accessible with double-sided accessibility
- 4" x 4" all MIG welded frame with walk-through design
- All galvanized hardware (for wood)
- All zinc plated hardware (for recycled plastic & aluminum)
- Available inground (S) or surface mount (SM)



347 | Dual Pedestal Rectangular Table

- Available in 6' or 8' lengths with attached seats
- 4" x 4" all MIG welded frame
- Optional 8" ADA version with double-sided accessibility
- All zinc plated hardware (for recycled plastic & aluminum)
- Available inground (S) or surface mount (SM)

		Double ADA	
6 FOOT TABLE	347-U6	347H-U8	
	347-PT6	347H-PT8	
	347-T6	347H-T8	
	347-A6	347H-A8	
	347-GRY6	347H-GRY8	
	347-CDR6	347H-CDR8	
	347-BRN6	347H-BRN8	
	347-GRN6	347H-GRN8	
	8 FOOT TABLE	347-U8	347H-U8
		347-PT8	347H-PT8
347-T8		347H-T8	
347-A8		347H-A8	
347-GRY8		347H-GRY8	
347-CDR8		347H-CDR8	
347-BRN8		347H-BRN8	
347-GRN8		347H-GRN8	



337 | Single Pedestal Rectangular Table

- This table is accessible and comes in 4' or 6' lengths
- 4" x 4" square main post with 3" x 3" square arm posts
- All galvanized hardware (for wood)
- All zinc plated hardware (for recycled plastic & aluminum)
- Available inground (S) or surface mount (SM)

		Double ADA	
4 FOOT TABLE	337-U4	337-U6	
	337-PT4	337-PT6	
	337-T4	337-T6	
	337-A4	337-A6	
	337-GRY4	337-GRY6	
	337-CDR4	337-CDR6	
	337-BRN4	337-BRN6	
	337-GRN4	337-GRN6	
	6 FOOT TABLE	337-U6	337-U6
		337-PT6	337-PT6
337-T6		337-T6	
337-A6		337-A6	
337-GRY6		337-GRY6	
337-CDR6		337-CDR6	
337-BRN6		337-BRN6	
337-GRN6		337-GRN6	

We tell them that we believe it will be beautiful because that is our specialty, we only create joy and beauty.

Christo

traditional
SPECIALTY ITEMS



modify a space

Customize your setting with the addition of trash receptacles, shade umbrellas, bollards, grills, crowd barriers, and bicycle racks.



621 Bi-Level Grill

5040SM Hitch Rack



MUV-70 7' MUV UltraSite Umbrella with wooden pole. Pacific Blue.

MUV | UltraSite® Umbrella

- Wooden pole
- Manual lift system
- Threaded coupling
- Vented top
- Machine washable cover



758A-75 7-1/2' Grade A Textilene open weave burgundy and almond alternating panels.

758 | UltraSite® Umbrella

- Anodized aluminum pole with 3-position tilt
- (8) 3/8" diameter zinc plated steel spring wire
- Your choice of manual or crank lift
- Alternating color panels available with upcharge
- Umbrella post diameter 1-5/8" O.D.



7GC | UltraSite® Umbrella

7GCRA 7GC UltraSite Umbrella with bright aluminum pole. Forest Green

The unique fiberglass support rib construction ensures strength, resilience, and durability and holds up to the harshest weather conditions—intense sunlight, high winds, salt air, and driving rain—and will not decay or lose its shape. Our flexible fiberglass ribs absorb wind gusts without breaking and last four to five times longer than traditional steel or wood ribbed umbrellas.

- Two piece pole construction
- (6) 3/8" diameter fiberglass ribs
- Molded nylon joints and end tips
- .065" thick aluminum pole
- Anodized and powder-coated finishes
- Crank lift mechanism
- Top with valance in vinyl coated weave only
- Each umbrella weighs 15 lbs (plus packaging)
- Umbrella post diameter 1-1/2" O.D.
- Alternating colors are not available

7G-CRW


7-1/2' Diameter
White
Aluminum Pole

7G-CRC

7-1/2' Diameter
Champagne
Aluminum Pole

7G-CRA

7-1/2' Diameter
Bright
Aluminum Pole



Underside of the **7GC**
(white aluminum pole)



7GCRW 7GC UltraSite Umbrella with white aluminum pole. Pacific Blue.

traditional

UMBRELLAS

ultra site

A PLAYCORE Company



MUV Umbrella Color Options*



758 Umbrella Color Options*



7GC Umbrella Color Options*

* Actual colors may vary from colors shown

THE BOLLARD COLLECTION

traditional



2004 Hampton Series Bollard

Security

The perfect combination of style and security.

High-quality steel bollards can be manufactured to meet the exact needs of any installation.

2003 | 2004 | Hampton Series (ABOVE)

- Available in 4" or 6" widths
- Available in 3' and 4' heights
- 1 and 2 Loop options available for use with chain
- Available in surface mount (SM) or inground (S) option

2633 | 2833 Classic Bike Bollard (BELOW)

- Available in 6" or 8" diameters
- Available in 3' and 4' heights
- Available in surface mount (SM) or inground (S) option

3 Foot 4 Foot

6" Dia.	2633	2634
8" Dia.	2833	2834

2023 | 2024 | Dover Series (LEFT)

- 6" widths
- Available in 3' and 4' heights
- Available in surface mount (SM) or inground (S) option



2024 Dover Series Bollard



2634 4' Classic Bike Bollard



2014 Modern Bike Bollard

2013 | 2014 Modern Bike Bollard

- Available in 4" or 6" widths
- Available in 3' and 4' heights
- 1 and 2 Loop options available for use with chain
- Available in surface mount (SM) or inground (S) option

2803 | 2804 Safety Bollard (LEFT)

- 8" diameter
- Available in 3' and 4' heights
- 1 and 2 Loop options available for use with chain
- Available in surface mount (SM) or inground (S) option



2804 Safety Bollard

traditional

THE BOLLARD COLLECTION



THE BOLLARD COLLECTION

Bollards are important landscape features that provide a design element and an effective way to control traffic, protect pedestrians, and provide barriers to vehicle access. The UltraSite® Bollard Collection offers a wide variety of styles and sizes that provide any public space with a functional blend of creative design and security.

- Engineered to meet the needs of any space
- Traditional and contemporary designs available
- Durable steel bollards that provide a balance of security and timeless design



2624 | Shoreline (ABOVE)

- Available in 6" or 8" diameters
- Available in 3' and 4' heights
- Available in surface (SM) or inground (S) mount option

3 Foot **4 Foot**

6" Dia.	2623	2624
8" Dia.	2823	2824



2603 | 2604 Newport Series (LEFT)

- 6" diameter
- Available in 3' and 4' heights
- 1 and 2 Loop options available for use with chain
- Available in surface mount (SM) and inground (S) options

3 Foot **4 Foot**

6" Dia.	2603	2604
---------	------	------

2100 | 2101 Cityscape LED Bollards

The Cityscape square and round series of architectural bollards combines contemporary styling with durable, vandal-resistant construction. The Cityscape bollards provide an excellent choice for walkways, entrances, promenades, plazas, courtyards, driveways, bridges, and landscaped areas.

- 8" extruded aluminum square housing.
- Heavy-duty cast aluminum base plate concealed within shaft is designed for standard anchor bolt mounting to a concrete base.
- 3/8" x 12" galvanized anchor bolts come standard.
- Durable Quali-Guard® textured thermoset polyester powder-coat finish is guaranteed for two (2) years.
- Lamp: High lumen output VisionBar™ LEDs are utilized, offering a minimum estimated life of 60,000 hours.
- Lens: Clear, high-impact-resistant acrylic, with silicone gasketing for a weather-tight seal.
- Square: 2101SM - 8" Width, 36" and 42" Heights - 38 lbs.
- Round: 2100SM - 6" Diameter, 36" and 42" Heights - 38 lbs.
- Available in surface mount only



2100SM Round



2101SM Square



2643 4' Fairfax Bollard

2643 | 2843 Fairfax

- Available in 6" or 8" diameters
- Available in 3' and 4' heights
- Available in surface mount (SM) or inground (S) option

3 Foot **4 Foot**

6" Dia.	2643	2644
8" Dia.	2843	2844



2614 4' Rockland Bollard

2613 | 2813 Rockland Series

- 6" and 8" diameters
- Available in 3' and 4' heights
- 1 and 2 Loop options available for use with chain
- Available in surface mount (SM) or inground (S) option

3 Foot **4 Foot**

6" Dia.	2613	2614
8" Dia.	2813	2814

Traditional

THE BIKE RACK COLLECTION



5805SM Contemporary 5 Loop Bike Rack, Surface Mount

unique features

UltraSite's collection provides bike racks that are both functional and decorative for any public setting. The offering includes traditional bike racks, as well as engineered racks that meet the recommendations of the Association of Pedestrian and Bicycle Professionals (APBP). These newly designed racks are manufactured to require minimal space and to allow for bikes to be supported at two points which helps prevent damage and theft.

5800 | Contemporary Loop Bike Rack

The contemporary loop bike rack is one-piece and requires no assembly. Available as inground (S) or surface mount (SM).

- 2-3/8" O.D. steel tubing
- Available as hot-dip galvanized or optional powder-coat finish

5801	5803	5805	5809	5811
1 Loop	3 Loop	5 Loop	9 Loop	11 Loop
1'3"	2'3"	5'3"	9'3"	11'3"
2 Bikes	5 Bikes	7 Bikes	11 Bikes	13 Bikes

5801	5803	5805	5809

5603 | 5604 | 5605 | Hanger Rack

- 3, 4, and 5 loop options
- Powder-coat color
- Round tubing
- Surface mount and/or portable

5603	5604	5605
6'3"	8'3"	10'3"
6 Bikes	8 Bikes	10 Bikes

5603	5604	5605



5603 3-Loop Hanger Rack



traditional

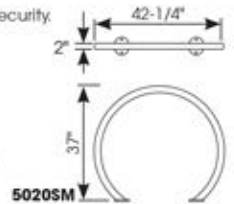
THE BIKE RACK COLLECTION



5020S | 5020SM | Horizons Rack

A balance of modern design & security.

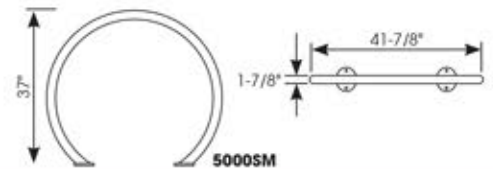
- Capacity up to 2 bikes
- 37" high x 42" wide
- Framework is 2" Square x 11 gauge steel tubing
- Surface mount (SM) and inground (S) options
- Powder-coated color



5000S | 5000SM | Solstice Rack

Blending elegance with practicality.

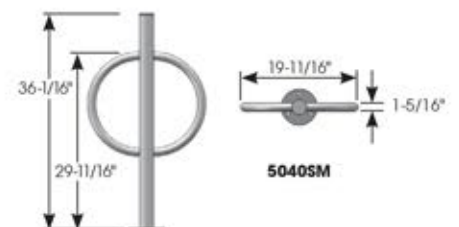
- Capacity up to 2 bikes
- 37" high x 42" wide
- Framework is 1.9" O.D. round x 11 gauge steel tubing
- Surface mount (SM) and inground (S) options
- Powder-coated color



5040S | 5040SM | Hitch Rack

A classic bollard-style rack for settings tight on space.

- Capacity up to 2 bikes
- 36" high x 20" wide
- 2-3/8" O.D. 12 gauge steel tubing
- Rings are 1-5/16" x 14 gauge zinc tubing
- Surface mount (SM) and inground (S) options
- Powder-coated color



traditional

THE BIKE RACK COLLECTION

The APBP currently recommends bicycle racks that meet the following criteria:

- Supports the bicycle in at least two places, preventing it from falling over
- Allows locking of the frame and one or both wheels with a U-lock
- Resists cutting, rusting, and bending or deformation
- Is securely anchored to ground

The steel framework used in the UltraSite® bike rack line is supplied by Allied Tube which delivers one of the industry's most durable protective coatings. See page 89.

standards



5801SM Standard Inverted Rack

5821 | Standard Inverted Rack

- Round or square tubing available
- 36" high x 17" wide
- Powder-coat color
- Surface mount (SM) or inground (S) options



5801-S

5801 | 5821 Standard Inverted Series

- 1, 2, 3, 4, and 5 loop options
- Round or square tubing available
- 14.5" wide
- Powder-coat color
- Surface mount only

Round	5801-2	5801-3	5801-4	5801-5
3'	5.5'	8'	10.5'	
2 Loops	3 Loops	4 Loops	5 Loops	
4 Bikes	6 Bikes	8 Bikes	10 Bikes	

Square	5821-2	5821-3	5821-4	5821-5
3'	5.5'	8'	10.5'	
2 Loops	3 Loops	4 Loops	5 Loops	
4 Bikes	6 Bikes	8 Bikes	10 Bikes	



5821D Deluxe Inverted Rack

5801D | 5821D Deluxe Inverted Series

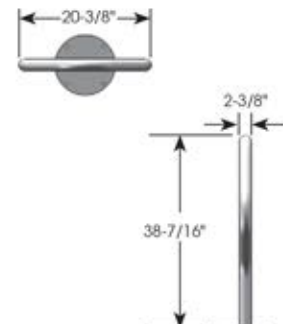
- 1, 2, 3, 4, and 5 loop options
- Round or square tubing available
- 30" wide
- Powder-coat color
- Surface mount only

Round	5801D-2	5801D-3	5801D-4	5801D-5
3'	5.5'	8'	10.5'	
2 Loops	3 Loops	4 Loops	5 Loops	
4 Bikes	6 Bikes	8 Bikes	10 Bikes	

Square	5821D-2	5821D-3	5821D-4	5821D-5
3'	5.5'	8'	10.5'	
2 Loops	3 Loops	4 Loops	5 Loops	
4 Bikes	6 Bikes	8 Bikes	10 Bikes	

5030 | Flare Rack

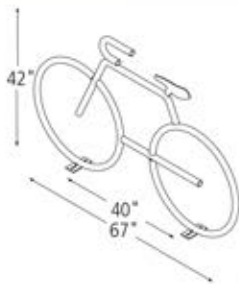
- Capacity up to 2 bikes
- 38-7/16" high x 26-1/4" wide
- Framework is 2-3/8" O.D. pipe
- Surface mount (SM) and inground (S) options





traditional

THE BIKE RACK COLLECTION



Bike Bike Rack

- Eye-catching, functional bike parking
- Parks up to 4 bikes
- Surface mount or inground options




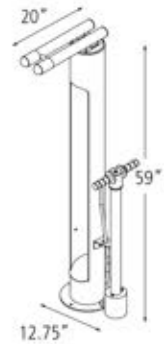
U-Lockit™

- Completely modular to suit all space and capacity needs
- Perfect for short-term parking
- Affordable and easy to assemble
- 29" H x 20" W



Fixit Bike Repair Station

- Includes heavy-duty air pump
- Includes 8 tools for standard bike upkeep
- Hanger arms allow wheels to spin freely while making repairs



G699P Crowd Barrier Arched Feet

G699 | Crowd Barriers

These Crowd Barriers offer a system that is easy to move and set up for any event. The traditional crowd barrier is constructed using 1-1/2" galvanized steel tubing with 1/2" spacers. Crowd Barriers are available in sections approximately 8' in length and approximately 3'6" in height. Sections can be easily connected using interlocking hinges. Both flat feet and arched feet options are available and are constructed of galvanized steel.

- 1-1/2" O.D. post
- 1/2" O.D. rung bars
- Each section weighs approximately 57 lbs.
- Flat feet or arched feet available

8 FT	Flat Feet	Arched Feet
	G699SM	G699P



Traditional

GRILLS & FIRE RINGS



632 Rotating Grill

616 | Rotating Flip-Back Grill

The 616 Rotating Flip-Back Grill has 280 square inches of cooking area.

- Grill measures 20"L x 14"D x 8"H
- Cooking grate has cool-coil handles and can be adjusted to 4 different levels
- Grate flips back for easy clean-up and fire building
- All MIG welded 7 ga. base plate with 10 ga. side plates
- Galvanized iron pipe post
- Post is inground mount
- Grill rotates a full 360°
- Durable rust-resistant high-temp black powder-coat firebox
- Optional hot-dip galvanized firebox
- ADA version available



Standard
Galvanized

2-3/8" post	3-1/2" post	2-3/8" post w/shelf	3-1/2" post w/shelf
616	616-3	616-U	616-3-U
616G	616G-3	616G-U	616G-3-U



Single quantity can ship
FedEx
Express

650 | Dual Grate Grill

The 650 Dual Grate Grill has 2 grates and 550 square inches of cooking area. The two support posts are 2-3/8" galvanized iron pipes.

- Grill measures 20"L x 28"D x 8"H
- 2-3/8" O.D. post
- 7 ga. base plate with 10 ga. side plate
- 4-level adjustable cooking grate has cool-coil handles
- All MIG welded
- Post is permanent inground mount
- Durable rust-resistant high-temp black powder-coat firebox
- Optional hot-dip (G) galvanized firebox
- Lockable grill cover available



NEW! P-01-03-0135 Optional 650 Lockable Grill Cover

620 | 630 | Adjustable Rotating Grill

The 620 Rotating Grill has 280 square inches of cooking area while the 630 grill has 300 square inches.

- 620 measures 20"L x 14"D x 8"H, 630 measures 20"L x 15"D x 10"H
- 7 ga. base plate with 10 ga. side plate
- 2-3/8" O.D. post (Standard on the 620)
- 3-1/2" O.D. post (Recommended on the 630)
- 4-level adjustable cooking grate has cool-coil handles
- All MIG welded
- Post is inground mount
- Grill rotates a full 360°
- Durable rust-resistant, high-temp, black powder-coat firebox
- Optional hot-dip (G) galvanized firebox
- ADA grills have shorter posts
- Lockable grill cover available for 630 model



Single quantity can ship
FedEx
Express



NEW! P-01-03-0133 Optional 630 Lockable Grill Cover

	280 SQUARE INCH			300 SQUARE INCH		
	2-3/8" post	2-3/8" post w/shelf	3-1/2" post	2-3/8" post	2-3/8" post w/shelf	3-1/2" post
Standard	620	620-U	620-3	630	630-U	630-3
ADA Accessible	620H	—	620H-3	—	—	630H-3
Galvanized	620G	620G-U	620G-3	630G	630G-U	630G-3
ADA Accessible	620HG	—	620HG-3	—	—	630G-3



600H-D

300

SQUARE INCH
COOKING
SURFACE

600 | Fire Ring

The Fire Ring with grate has a 300 square inch cooking area. Fire ring only and ADA accessible double fire ring available.

- Durable rust-resistant, high-temp, black powder-coat firebox
- 7 gauge outer wall with 1" safety lip
- Cooking grate is permanently attached with a cool-coil handle
- Grate flips back for easy clean-up and fire building
- Staple anchors are included for a permanent inground mount
- All MIG welded

WITH GRATE

7" High	9" High	18" High	18" High w/inner Ring
600	600-9	600H	600H-D
32" Length 30" Deep 7" High	32" Length 30" Deep 9" High	32" Length 30" Deep 18" High	32" Length 30" Deep 18" High

NO GRATE

7" Fire Ring	9" Fire Ring
601	601-9
7" High	9" High



612

612 | Multi-Functional Fire Ring

The Multi-Functional Fire Ring and grill has 285 square inches of cooking area.

- Durable rust-resistant, high-temp, black powder-coat firebox
- Permanently mounted 4-level adjustable cooking grate with cool-coil handles
- 7 gauge outer wall with 1" safety lip
- Staple anchors are included for a permanent inground mount
- All MIG welded

285

SQUARE INCH
COOKING
SURFACE

7" High	9" High	18" High	18" High w/inner Ring
612	612-9	612H	612H-D
32" Length 30" Deep 7" High	32" Length 30" Deep 9" High	32" Length 30" Deep 18" High	32" Length 30" Deep 18" High

621 | Bi-Level Grill

The 621 Bi-Level Grill has 1,008 square inches of cooking area. Grill can be inground (S) or surface mount (SM).

- Grill measures: 28"L x 36"D x 10"H
- Durable rust-resistant, high-temp, black powder-coat firebox
- Includes a utility shelf with a 4-level adjustable cooking grate
- 4" square post with 1/4" gussets for additional support
- 7 ga. base plate w/10 ga. side walls
- All MIG Welded

1008

SQUARE INCH
COOKING
SURFACE



627 | Commercial Grill

The 627 Commercial Grill is designed for commercial use with 1,064 square inches of cooking area. Grill can be inground (S) or surface mount (SM). Standard with durable rust-resistant high-temp black powder-coat firebox.

- Grill measures: 28"L x 36"D x 10"H
- Cantilever cooking grate
- Grill features a double-flip-back cooking surface for easy cleaning
- 4" sq. post support tubing
- 7 ga. base plate with 10 ga. side plates
- All MIG Welded

1064

SQUARE INCH
COOKING
SURFACE



Inground 627 Surface Mount 627SM

632 | Rotating Grill

The 632 Rotating Grill has 300 square inches of cooking area.

- Grill measures: 20-1/16"L x 18-5/16"D x 40"H
- 7 ga. Base Plate with 10 ga. side plate
- Cantilever cooking grate
- All MIG welded
- Post is inground mount
- Grill rotates a full 360°

300

SQUARE INCH
COOKING
SURFACE



	2-3/8" post	3-1/2" post	3-1/2" post
Standard	632	632-3	632H-3
Galvanized	632G	632G-3	632HG-3

traditional
GRILLS & FIRE RINGS

ultra site
A PLAYCORE Company

670 | Lantern Hanger

This Lantern Hanger has a standard galvanized finish, and is available as an inground mount.

- End cap and lantern hook included
- 2-3/8" O.D. all MIG welded pipe
- Available as ADA accessible
- Powder-coated finish is optional

Standard

ADA Accessible

670

670H



670 Lantern Hanger

traditional

TRASH RECEPTACLES & PLANTERS



service items

Flat Top Lid



FT-32-TRSQ

Rain Bonnet



RB-32-TRSQ

Ash Urn Lid



AU-32-TRSQ

Lids, Liners, and Mounting Kits sold separately



TR-32-CDR Round Trash Receptacle, Cedar Recycled Plastic Planks, **RB-32-08** Lid, and **PL-32** Liner

682-T Double-Sided Galvanized Trash Receptacle, Holder & Chain



SQ2418 | RD2418 Planters

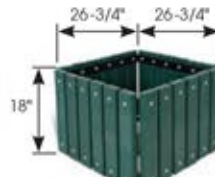
TRSQ-32 | TR-32 Receptacles

The traditional planters and trash receptacles are 2" x 4" planks in wood or recycled plastic. Trash lid and plastic liner optional.


- Available in 32 gallon size (excluding planters)
- Inground mounting
- All zinc plated hardware



RD2418-BRN



SQ2418-GRN



TRSQ-32-BRN with FT-32-TRSQ Flat Top Lid



TR-32-CDR with FT-32-TR Flat Top Lid

Planters

Round Planter

- RD2418-U
- RD2418-PT
- RD2418-T
- RD2418-GRY
- RD2418-CDR
- RD2418-BRN
- RD2418-GRN

Square Planter

- SQ2418-U
- SQ2418-PT
- SQ2418-T
- SQ2418-GRY
- SQ2418-CDR
- SQ2418-BRN
- SQ2418-GRN

Trash Receptacles

Square Receptacle

- TRSQ-32-U
- TRSQ-32-PT
- TRSQ-32-T
- TRSQ-32-GRY
- TRSQ-32-CDR
- TRSQ-32-BRN
- TRSQ-32-GRN

Round Receptacle

- TR-32-U
- TR-32-PT
- TR-32-T
- TR-32-GRY
- TR-32-CDR
- TR-32-BRN
- TR-32-GRN

WOOD PLANKS

- U UNTREATED
- PT PRESSURE TREATED
- T REDWOOD STAIN
- GRY GRAY
- CDR CEDAR
- BRN BROWN
- GRN GREEN



RECYCLED PLASTIC PLANKS

682 | Galvanized Trash Receptacle

The galvanized trash receptacles and lids can be ordered separately or with inground post and holder(s). Post comes inground only.

- 3-1/2" O.D. Post
- 1/2" Steel Bar
- 4" O.D. Adjustable Collar

	30 Gallon Can	30 Gallon Lid	Holder	Can, Holder & Chain
Single-Sided	G31	L31	681	681-T
Double-Sided	—	—	682	682-T

IG KIT
Inground Mounting Kit



Inground mounting kits are available on page 46



SM KIT
Surface Mount Kit

traditional

PRE-SCHOOL BENCHES



traditional

EARLY CHILDHOOD FURNISHINGS



See page 21 for full-size versions of our 940 series bench. Perfect for youth and adults.

early childhood



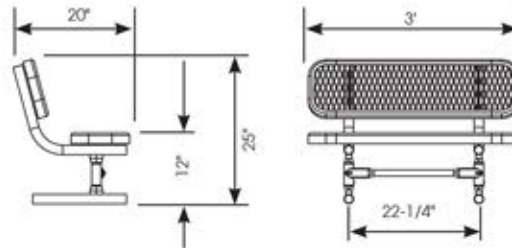
940PPS-V3 3' Portable Diamond Pattern Preschool Bench, Red

940PPS | 3' Portable Preschool Bench

The 3' Portable Preschool Bench with back has rounded corners with 12" high seating. This bench is available as portable (P) or inground (S).

- 1-5/8" O.D. all MIG welded pipe
- 1" O.D. brace (portable frame only)
- All stainless steel hardware

LOOK 1
Preschool
 940PPS-V3
 940PPS-P3



DIAMOND & PERFORATED METAL

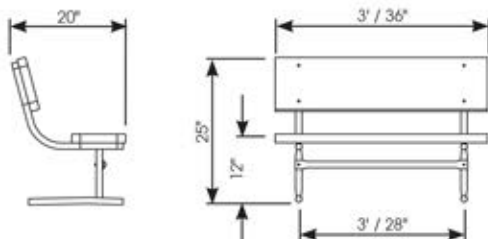


* See page 89 for color options.

257 | Kid's Size Park Bench

The 257 Kid's Size Park Bench comes standard with durable red polyethylene planks and a green powder-coated frame. Seats and backs are 9" x 36" with 1" O.D. framework. This bench is portable.

- 1" O.D. all MIG welded pipe with 1" O.D. brace
- All zinc plated hardware



P257 Kid's Size Park Bench

If we are serious about providing upward mobility and building a skilled workforce, pre-school is the place to begin.

Madeleine M. Kunin

traditional
PREESCHOOL TABLES



350PS-P-DL Preschool Table with custom 4-color table top design

furnishings

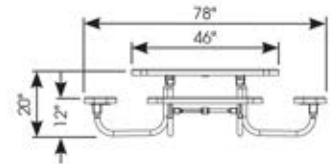
early childhood



350PS | 358PS | Portable Preschool Table

The Portable Preschool Table comes in a 46" octagon, round or square top with rounded corners. The Preschool Table is 20" high. This table is also available as a learning table with full alphabet and numbers 0-9 to compliment your early childhood setting. Available with custom decal.

- 1-5/8" O.D. all MIG welded pipe with 1" O.D. brace
- Walk through design
- All stainless steel hardware



46" TABLE	Square	Octagon	Round
	358PS-P	358PS-OP	358PS-RDP
	358PS-V	358PS-CV	358PS-RDV
	358PS-VR	358PS-OVR	
	358PS-PR	358PS-OPR	
46" TABLE	Square Solid Top	Square with Custom Decal	Learning Table
	350PS-P	350PS-P-DL	358PS-PLP
	350PS-V	350PS-V-DL	
	350PS-VR	350PS-VR-DL	
	350PS-PR	350PS-PR-DL	

* See page 89 for color options.



358PS-PLP Learning Table



350PS-P Preschool Table with solid table top design

traditional

EARLY CHILDHOOD FURNISHINGS



DIAMOND & PERFORATED METAL

V DIAMOND



P PERFORATED



* See page 89 for color options.



158 | Rectangular Preschool Table

The Rectangular Preschool Table is available in 4', 6' & 8' lengths with rounded corners. The 20" high table has a 1-5/8" O.D. frame. This table is portable.

- 1-5/8" O.D. all MIG welded pipe with 1" O.D. brace
- Walk through design
- All stainless steel hardware

158PS-V6 6' Rectangular Preschool Table

4 FT

158PS-V4
158PS-P4

6 FT

158PS-V6
158PS-P6

8 FT

158PS-V8
158PS-P8



557 | Heavy-Duty 4' Preschool Table

The 557 Heavy-Duty 4' Preschool Table comes standard with green polyethylene planks and blue powder-coated frame. Seats are 9" x 48" planks and table top is 30" x 48". The 20" high preschool table is portable.

- 1-5/8" O.D. all MIG welded pipe with 1" O.D. brace
- Walk through design
- All zinc plated hardware



P557-PE4G 4' Heavy-Duty Preschool Table



357 | 46" Preschool Table

The 357 Preschool Table is made with durable polyethylene planks with 1" O.D. framework. Seats are 9" x 46" planks and table tops are 19" x 46". This table is portable.

- 1" O.D. all bolt together frame with 1" O.D. brace
- Walk through design
- All zinc plated hardware



	Green Planks Yellow Frame P357-G	Multi-Color Planks Yellow Frame P357-MC
	Green Planks Zinc Frame 357	Multi-Color Planks Zinc Frame 357-MC



357 46" Preschool Table

PCY357-MC 46" Preschool Table



110-26V 16-Bag Golf Stand, Green Diamond Planks, Black Frame



115-26V 8-Bag Golf Stand with bench, Green Diamond Planks, Black Frame

110 | 115 | Golf Bag Stands

The 6' or 8' Golf Bag Stand is available with or without a bench. The 110 golf bag holder has a 6, 8, 12, or 16-bag capacity, while the 115 has an 8-bag capacity with bench. Both are portable and/or surface mount.

- 2-3/8" all MIG welded frame
- Thermoplastic finish with powder-coated frame
- All stainless steel hardware

	6-Bag	8-Bag	12-Bag	16-Bag	BENCH	8-Bag
	110-16V	110-18V	110-26V	110-28V		115-28V
	110-16P	110-18P	110-26P	110-28P		115-28P

DIAMOND & PERFORATED METAL

V DIAMOND



P PERFORATED



100 | 105 | Golf Range Dividers

The UltraSite® Tee/Driving Range Dividers are designed for safety to deflect golf balls. The range divider is available as inground (S) or surface mount (SM).

- 1" all MIG welded
- Thermoplastic finish
- Diamond pattern only

Inground Surface Mount

100S-V	100SM-V
105S-V	105SM-V




100SM-V Surface Mount Golf Range Divider, Red


105SM-V Surface Mount Golf Range Divider with Bag Rest, Green



* See page 89 for color options.



119S-V20 | Foul Ball Poles



DOGPARKPRODUCT.COM

barkpark®



BARK-NVKIT Novice Course features 4 products



BarkPark® by UltraSite® offers dog park equipment based on popular agility obstacles and has been developed for use by dogs of all abilities and confidence levels.

Most of all, BarkParks build attractive and fun places for pets and their families to exercise, socialize, and enjoy nature!



Scan to watch my friends in action!



showcase

DOGGIE PLAYGROUNDS



Choose a color palette



BarkParks's proprietary CanineCoat™ provides slip-resistant traction, UV protection, and resistance to vandalism and urine.



BARK-ITKIT Intermediate Course features 6 products (benches not included)



PBARK-450 Rover Jump Over

PBARK-460 Weave Posts

TBARK-430 Hoop Jump

PBARK-410 Dog Walk

PBARK-420 Paws Table

PBARK-400 King of the Hill

PBARK-470 Stepping Paws

PBARK-491 Doggie Crawl

PBARK-440 Teeter Toller

BARK-XPKIT Expert Course features 9 products



By **ultra site**



PBARK-400 King of the Hill

The King of the Hill A-frame challenges dogs to walk or run up the incline and down the descent at their own pace and confidence level. Mounts inground.

canine coat



PBARK-410 Dog Walk

The Dog Walk enables dogs to walk or run up, across, and down the planks based on their individual level of balance and confidence. Mounts inground. Features Canine Coat® on stepping surfaces.

canine coat



PBARK-450 Rover Jump Over

The Rover Jump Over is an adjustable jump bar challenge for dogs of various sizes and skill levels. Mounts inground.



PBARK-491 Doggie Crawl
(Green or Red only)

The Doggie Crawl tunnel is fun for pets to explore and features decorative openings for visibility. Mounts with ground spikes (included) or inground.

WHAT'S INCLUDED

Courses	PBARK-400 King of the Hill	PBARK-410 Dog Walk	PBARK-420 Paws Table	TBARK-430 Hoop Jump	TBARK-431 Small Hoop Jump	PBARK-440 Teeter Tottler	PBARK-450 Rover Jump Over	PBARK-460 Weave Posts	PBARK-470 Stepping Paws	02-07-0057 Doggie Crawl
BARK-NVKIT Large Dog Novice Course			🐾	🐾			🐾			🐾
BARK-ITKIT Large Dog Intermediate Course	🐾		🐾	🐾			🐾		🐾	🐾
BARK-EXKIT Large Dog Expert Course	🐾	🐾	🐾	🐾		🐾	🐾	🐾	🐾	🐾
BARK-SMKIT Small Dog Course			🐾		🐾			🐾		🐾
BARK-SMAKIT Small Dog Advanced Course		🐾	🐾		🐾			🐾	🐾	🐾

WHAT'S INCLUDED

Kits	TBARK-954-S6 Pooch Patch Bench	PBARK-940P-P6 Sit & Stay Bench	TBARK-PR32* Tidy Up Trash Receptacle	PBARK-480 Leash Post	TBARK-431 Small Hoop Jump	PBARK- Welcome Sign	PBARK-490 Pet Waste Station	PBARK-420 Paws Table	TBARK-430 Hoop Jump	PBARK-450 Rover Jump Over	02-07-0057 Doggie Crawl
BARK-BSTKIT Best-In-Show Agility Amenities Kit		🐾	🐾				🐾	🐾	🐾	🐾	🐾
BARK-AKIT BarkPark® Amenities Kit		🐾	🐾	🐾			🐾				
BARK-DAKIT Deluxe BarkPark® Amenities Kit	🐾		🐾	🐾		🐾	🐾				

*PL-32 Liner and FIR-32-08 Lid sold separately. See page 46.



NEW!

PBARK-488 Mini Pet Waste Station

The ideal solution for park areas that have existing waste receptacles. Color as shown. Ask about custom sign graphics.



PBARK-490 Pet Waste Station

The ideal solution for promoting healthy, waste-free communities. Encourages dog owners to pick up after their pets. Color as shown. Ask about custom sign graphics.



showcase

DOGGIE PLAYGROUNDS



ultra site
A PLAYCORE Company

TBARK-431 Small Hoop Jump
The Small Hoop Jump is a progressive jump trainer that matches the ability of small breeds. Mounts Inground.

TBARK-430 Hoop Jump
The Hoop Jump is a progressive jump trainer for all breeds and abilities. Mounts Inground.



PBARK-470 Stepping Paws (Set of 5)
Stepping Paws are a fun balancing challenge. Adjustable installation distance between pods. Mounts Inground.



PBARK-480 Leash Posts
The Leash Post keeps unused leashes off the ground. Mounts with ground spikes or anchor bolts.



PBARK-420 Paws Table
The Paws Table provides a place for dogs to rest, have basic grooming, or practice commands. Mounts Inground and features Canine Coat®.



PBARK-440 Teeter Totter
The Teeter Totter offers challenge and fun for experienced dog park visitors. Mounts Inground and features Canine Coat®.



TBARK-465 Fire Hydrant
The most popular spot in the park! The Fire Hydrant is resistant to urine and creates a fun social hang-out! Surface mounted.



PBARK-460 Flexible Weave Posts
Flexible Weave Posts (Set of 6) arranged on metal plates for easy alignment and installation. Flexible rubber stoppers provide smooth spring action for pet safety.

Site Amenity Kits Available!

Site Furnishings

The BarkPark® Site Amenities feature pet theme details to coordinate with BarkPark® equipment.

See page 5 for product details



TBARK-954-S6 Pooch Perch Bench

See page 21 for product details



PBARK-940P-P6 Sit & Stay Bench

See page 39 for product details



PBARK-358-RDP Chow Hound Table

See page 45 for product details



TBARK-PR-32 Tidy Up Trash Receptacle with optional FTR-32-08 lid and PL-32 liner

Products shown are available in green or blue to coordinate with BarkPark® color palettes.



A FLA CORE Company

SHOWCASE

SPECTATOR SEATING



Transport Kit Available

Standard Chain Link Guardrail on Select Bleachers



LR-0315AS 3-Row x 15' Bleacher

Ask About 48 Hour Quick-Ship Bleachers



LU-0415AS 4-Row x 15' Bleacher



Perfect for Indoor Use Too!

Please check your local codes to determine if guardrail assemblies are required in your community.

NR Series | National Rep Bleachers



Standard Features:

- 2, 3, 4, 5, 8, 10 and 15 row units
- 8" Rise/24" tread
- 10" Seat plank
- 17" front row seat height
- Available in 15', 21', and 27' lengths
- Aluminum frame
- Chain link guardrail on select bleachers

Additional Options:

- Galvanized frame
- Vertical picket guardrail
- ADA accessibility
- Mud sills (wood sleepers)
- Towable (5 row and higher)
- Rubber bumpers
- Tip N Roll (2 and 3 row units)

Aluminum Frame	Galvanized Frame	Seats	Rows	Length	Depth	Guardrail	Towable
NR-0215AS	NR-0215GS	20	2	15'	3'0"	X	X
NR-0221AS	NR-0221GS	28	2	21'	3'0"	X	X
NR-0227AS	NR-0227GS	36	2	27'	3'0"	X	X
NR-0315AS	NR-0315GS	30	3	15'	5'0"	X	X
NR-0321AS	NR-0321GS	42	3	21'	5'0"	X	X
NR-0327AS	NR-0327GS	54	3	27'	5'0"	X	X
NR-0415AS	NR-0415GS	40	4	15'	7'0"	X	X
NR-0421AMC	NR-0421GMC	56	4	21'	7'0"	Chain Link	X
NR-0427AMC	NR-0427GMC	72	4	27'	7'0"	Chain Link	X
NR-0515AMC	NR-0515GMC	50	5	15'	9'5"	Chain Link	Optional
NR-0521AMC	NR-0521GMC	70	5	21'	9'5"	Chain Link	Optional
NR-0527AMC	NR-0527GMC	90	5	27'	9'5"	Chain Link	Optional
NR-0815AMC	NR-0815GMC	80	8	15'	15'2"	Chain Link	Optional
NR-0821AMC	NR-0821GMC	112	8	21'	15'2"	Chain Link	Optional
NR-0827AMC	NR-0827GMC	144	8	27'	15'2"	Chain Link	Optional

LR Series | Low Rise Bleachers

Economic portable seating perfect for a variety of venues.



Standard Features:

- 3 and 4 row units
- 6" Rise/24" tread
- 10" Seat planks
- 12" front row seat height
- Available in 15', 21', and 27' lengths
- Aluminum frame
- Single footboards

Additional Options:

- Galvanized frame
- Double footboards
- Mud sills (wood sleepers)
- Rubber bumpers
- Tip N Roll (3 and 4 row units)

Aluminum Frame	Galvanized Frame	Seats	Rows	Length	Depth
LR-0315AS	LR-0315GS	30	3	15'	5'0"
LR-0321AS	LR-0321GS	42	3	21'	5'0"
LR-0327AS	LR-0327GS	54	3	27'	5'0"
LR-0415AS	LR-0415GS	40	4	15'	7'0"
LR-0421AS	LR-0421GS	56	4	21'	7'0"
LR-0427AS	LR-0427GS	72	4	27'	7'0"

LU Series | Universal Bleachers

Portable, low maintenance bleacher seating.



Standard Features:

- 3, 4, and 5 row units
- 6" rise/24" tread
- 12" seat planks
- 12" front row seat height
- Available in 15', 21', and 27' lengths
- Aluminum frame
- Single footboards

Additional Options:

- Galvanized frame
- Double footboards
- Aluminum or galvanized vertical picket guardrail
- Chain link guardrail on 5 row units
- Mud sills (wood sleepers)
- Rubber bumpers
- Tip N Roll (3 and 4 row units)

Aluminum Frame	Galvanized Frame	Seats	Rows	Length	Depth	Guardrail
LU-0315AS	LU-0315GS	30	3	15'	5'0"	X
LU-0321AS	LU-0321GS	42	3	21'	5'0"	X
LU-0327AS	LU-0327GS	54	3	27'	5'0"	X
LU-0415AS	LU-0415GS	40	4	15'	7'0"	X
LU-0421AS	LU-0421GS	56	4	21'	7'0"	X
LU-0427AS	LU-0427GS	72	4	27'	7'0"	X
LU-0515ASC	LU-0515GSC	50	5	15'	9'6"	Chain Link
LU-0521ASC	LU-0521GSC	70	5	21'	9'6"	Chain Link
LU-0527ASC	LU-0527GSC	90	5	27'	9'6"	Chain Link

Visit www.gtgrandstands.com for a complete product listing.

showcase

DERO

Bike Racks



DERO
A PLAYCORE Company

innovative bike parking and commuting solutions

bike shelters



Bike Bike Rack Iconic Bike Parking

custom racks



public bike repair



UltraShade® | Ultimate protection from Nature's elements



1.800.458.5872
shadeandshelters.com

UltraShade® from UltraSite® allows for the integration of shade into community settings with a variety of styles. The line includes Hip Rectangle, Single-Post Pyramid, Square, Hexagon, Sail, Cantilevered, and custom shades available in a variety of sizes. All models are high-quality custom engineered and supported by excellent customer service.

showcase
SHADE | SHELTER



Use UltraShade® in a variety of applications:

- Park Settings
- Playgrounds
- Bleachers
- Athletic Courts
- Schools
- Business Settings
- Automotive Protection
- Fitness Parks



Custom 5 post Sail Shade Navy Blue Fabric and Beige Frame



20' x 33' Hip Rectangle Shade 12' Eave shown with Rain Forest Fabric and Pine Green Frame



Gable Rectangle 2-Tier



Octagon 2-Tier



Hexagon 2-Tier



Hexagon



Square



Hip Rectangle



Octagon



Gable Rectangle



1.800.458.5872
shadeandshelters.com

UltraShelter® | Comfortable spaces for community places

The UltraShelter® line includes Square, Square 2-Tier, Gable Rectangular, Gable Rectangular 2-Tier, Hip Rectangular, Hexagon, Hexagon 2-Tier, Octagon, Octagon 2-Tier, and custom designs in a variety of sizes.

Use UltraShelter® in a variety of applications:

- Park Settings
- Schools
- Playgrounds
- Business Settings
- Bleachers
- Automotive Protection
- Athletic Courts
- Early Childhood Centers
- Fitness Parks

Note: Please check local codes for wind and snow load requirements for your community.

Visit www.shadeandshelters.com for a complete product listing.

WWW.SHADEANDSHELTERS.COM | 79

scoreboards

By **Colorado TIME SYSTEMS**

A PLAYCORE Company

showcase
SCOREBOARDS

Colorado Time Systems (CTS) provides premier athletic facilities across the world with platinum quality timing, scoring and display systems.

- High visibility LED digits
- Enclosures can be customized to match your team colors
- Rugged powder-coated aluminum enclosures
- 2.4GHz integrated wireless with 12 operating channels
- Real time-of-day chip (RTC) with 7-year downtime life displays time between games
- Multiple scoreboards synchronize wirelessly
- Integrated horn has 8 tones, with 4 volume settings using tabletop controller
- Indoor or outdoor use
- Flexibility to select captions based on your application
- Removable lexan panels for easy cleaning
- Conformal coated to protect against corrosion

ultra site

A PLAYCORE Company

Enclosure colors:



BRIGHT RED



CARDINAL RED



MAROON



NAVY BLUE



ROYAL BLUE



PURPLE



FOREST GREEN



BLACK



WHITE



BB-1101 | Baseball / Softball Scoreboard

The Colorado Baseball Scoreboards are the ideal solution for recreational baseball/softball fields.

- Overall size:** 9'W x 4'H x 4.25'D (2.7m x .9m x 10.8cm)
Weight: 120 lbs (54.4 kg)
Digit Sizes: Home/Guest Score, Inning - 18" (45.8cm), Ball, Strike, Out, H/E - 4" (10.2cm)
Power: 115VAC-230VAC, 50/60Hz, 175W
Recommended Controller: 2.4GHz Wireless Tabletop Controller (WTC-1) must be ordered separately



CM-1401 | Multisport Portable Scoreboard

The Colorado Multisport Portable Scoreboard is an ideal solution for facilities that require an all-encompassing scoreboard solution. Mount the display on an optional rolling caddy for easy portability from one game to the next.

- Overall size:** 6'W x 2'3"H x 4"D (1.8m x .7m x 10.2cm)
Weight: 60 lbs (27.2 kg)
Digit Sizes: Home/Guest Score, Time - 10" (25.4cm), Period - 7" (17.8cm), Dots - 2" (5cm)
Power: 115VAC-230VAC, 50/60Hz, 220W (Batteries included with charge controlling circuitry)
Recommended Controller: 2.4GHz Wireless Handheld Controller (WHC-1) must be ordered separately


CAD-MS-1 | Portable Scoreboard Caddy

Designed for easy portability within your facility, the smooth surface multisport portable caddy features:

- Sturdy zinc plated & powder-coated steel structure
- Heavy duty casters
- Supported lift system for scoreboard
- Fits through a standard doorway
- Optional storage trays for shot clocks and controllers
- Optional upgrade to anti-flat pneumatic tires for rough surfaces



LED | Digital color



Amber

Red

Mixed - Amber & Red



Scan to See
an ACTIONFIT
Video

SHOWCASE

ACTIONFIT

Offer challenging equipment that encompasses the **four elements of fitness** to engage communities that are passionate about staying fit.

4 elements of fitness

aerobic	muscle fitness	balance/flexibility	Core



PlayCore's best practice guidebook, **Outdoor Fitness Parks: Best Practices for Promoting Community Health by Increasing Physical Activity**, is helpful for creating a fitness space that promotes healthy solutions in your community. Contact us to request your copy today!



Earn certification that shows your commitment to your community.
Ask us how your outdoor fitness park can become a National Demonstration Site!

ActionFit® by UltraSite®, a new fitness trend that is positively impacting landscapes with modern, attractive, outdoor fitness equipment that is available 24 hours a day 7 days a week.

Designed for ages 13 and up, ActionFit encourages interaction and the importance of getting fit.

Get outside and get fit!

Visit our **website** to view the complete fitness product lines and get access to our catalog: www.actionfitoutdoors.com



UP190 Hand Cycle (Accessible)



UP179 Chest Press (Accessible)

Universal

The **Universal Series** features 5 products that provide functional outdoor fitness solutions for users of ALL abilities and promotes socialization with dual user designs.

UP161 Upright Cycle



UP167 Cardio Walker



UP165 Lat Pull Down



UP255 Push-up



UP258 Vault



UP253 Bench Dip



UP259 Horizontal Chin-up



UP357 Coordination Station



UP351 Assisted Functional Trainer



FitTech

UP170 Leg Press



The **FitTech** series features 16 product options as well as our unique resistance elements that allow for a higher level of fitness.

Traditional

UP265 Hurdle



The **Traditional** line features 16 stationary fitness products that are versatile and can be used for many different exercises.

FiftyPlus

UP358 Energy and Strength Wheels



FiftyPlus Fitness features 12 products and provides a comfortable outdoor fitness solution for the active aging population.

PRODUCT NUMBER	PRODUCT NAME	PAGE
----------------	--------------	------



Benches

BENCHES	THERMOPLASTIC	
700	Straight Bench	28
715	Conversational & Independent Bench 15°	28
730	Conversational & Independent Bench 30°	28
815	Conversational & Independent Bench 15°	28
830	Conversational & Independent Bench 30°	28
922	Savannah Bench	4
932	Mall Bench	24
934	Geometric Mall Bench	24
940	Extra Heavy-Duty Team Bench	21
942	Extra Heavy-Duty Team Bench - no back	20
950	Capri Bench	27
953	Food Court Chairs	43
954	Lexington Bench	5
955	Sierra Bench	27
956	Tall Food Court Chairs	43
958	Lexington Bench - no back	5
961	Single-Sided Bollard Style Bench	26
962	Double-Sided Bollard Style Bench	26
964	Charleston Bench	11
965	Contour Bench	22
966	Contour Bench - no back	22
967	Contour Bench - swing	23
970	Cantilevered Bench	23
975	Contour Cantilevered Bench	25
976	Contour Cantilevered Bench - no back	25
BENCHES	TRADITIONAL	
20-21	Recycled Bench	15
22	Recycled Bench - no back	15
43	Kensington Bench	10
44	Kensington Bench - no back	10
61	Richmond Recycled Bench	9
62	Richmond Recycled Bench	9
91	Hamilton Bench	6
92	Hamilton Bench - no back	6
95	Jackson Bench	23
96	Jackson Bench - no back	23
800	Palmetto Bench	28
940	Extra Heavy-Duty Park/Team Bench	51
942	Park/Team Bench - no back	52
952	Bollard Style Park Bench - no back	14/54
965	Double Post Contour Park Bench	53
974	Wilmington Bench	11
975	Single Post Contour Park Bench	53
982	Single-Sided Bench	14/54



Tables

TABLES	THERMOPLASTIC	
81	Richmond Slat Bench - no back	9
82	Richmond Slat Bench with Back	9
158	Heavy-Duty Rectangular Table	36
BT158	Heavy-Duty Bolt-Thru Rectangular Table	37

PRODUCT NUMBER	PRODUCT NAME	PAGE
----------------	--------------	------

230	Portable Round Table	35
238	Extra Heavy-Duty Rectangular Table	31
238-3	Shelter Table	32
238H-3	ADA Shelter Table	56
238U	Utility Table	33
BT238	Extra Heavy-Duty Bolt-Thru Rectangular Table	33
239	Span Leg Table - Rectangular	34
320	Canopy Table	40
337	Rectangular Single Pedestal Table	40
338	46" Single Pedestal Table	41
347	Rectangular Dual Pedestal Table	41
349	Multi Pedestal Table	40
349U	Utility Table	40
358	Square, Round, Octagonal Tables	39
358-VC	Capri Seating	35
360	Tall Food Court Tables	43
361	Tall Food Court Tables	43
362	Ultra Bar Height Table	34
363	Ultra Standard Height Table	34
364	Hamilton Table	7
369	Span Leg Table- RD/SQ	34
501	Canteen Table	37

TABLES	TRADITIONAL	
--------	-------------	--

24	Recycled Rectangle Picnic Tables	15
26	Recycled Picnic Tables	14
30	Hamilton Table w/ Seats	7
63	Richmond Recycled Multi-Pedestal Table	9
64	Richmond Recycled Table	9
158	Heavy-Duty Rectangular Table	57
BT158	Heavy-Duty Bolt-Thru Rectangular Table	57
238	Extra Heavy-Duty Rectangular Table	55
238-3	Shelter Table	56
238H-3	ADA Shelter Table	56
BT238	Extra Heavy Duty Bolt-Thru Rectangular Table	56
337	Single Pedestal Rectangular Table	59
338	Single Pedestal Table	58
347	Dual Pedestal Rectangular Table	59
349	Multi Pedestal Table	59
358	48" Square Table	58



Receptacles

RECEPTACLE	THERMOPLASTIC	
AUR-32/55	Ash Urn Lid	46
Cable	18" Cable	47
DT-32/55	Square High Top Dome Lid	46
CH-32FT	Charleston Receptacle with Lid	12
EX-12AT	Ash Tray & Receptacle	47
EX-32/55	Diamond Pattern Trash Receptacle	45
EX-32RE/PR-32RE	Standard Recycle Logo Receptacle	45
FTR-32/55	Flat Top Lid	46
IOKIT	Inground Mounting Kit	46
LX-36	Lexington Trash Receptacle	44
PL-32/55	Receptacle Liner	46
PR-12	Ash Tray	47

PRODUCT NUMBER	PRODUCT NAME	PAGE
PR-12AT	Ash Tray & Receptacle	47
PR-32/55	Perforated Trash Receptacle	45
RBR-32/55	Rain Bonnet Lid	46
RT-32	Round Dome Top Lid	46
RD2418	Round Planter	46
SMKIT	Surface Mounting Kit	46



Receptacles

RECEPTACLE	THERMOPLASTIC	
SQ2418	Square Planter	46
SV-32	Savannah Trash Receptacle	4
SV-R32	Palmetto Trash Receptacle	10
W-32/55	Wave Pattern Trash Receptacle	45
RECEPTACLE	TRADITIONAL	
41	Kensington Round Receptacle	10
60	Richmond Recycled Receptacle	9
681	Single-Sided Galvanized Trash Receptacle	70
682	Double-Sided Galvanized Trash Receptacle	70
PJK036FT	Jackson Receptacle	23
LX-72	Lexington Receptacle	44
TR-32	Receptacle	70
TRSQ	Recycled Trash Receptacle	13/70
TRSQ-20/40/60	Recycling Receptacle	13



Bike Racks

BIKE RACKS		
5000	Solstice Rack	65
5020	Horizons Rack	65
5030	Flare Rack	66
5040	Hitch Rack	65
5603	Hanger Rack	64
5800	Contemporary	64
5801	Inverted U Rack	66
5801D	Deluxe Inverted U Rack	66
5821	Inverted U Series	66
5821D	Deluxe Inverted U Series	66
	Dero Bike Racks	67



Grills

GRILLS		
600	Fire Ring	69
601	Fire Ring - no grate	69
612	Multi-Functional Fire Ring	69
616	Rotating Flip-Back Grill	68
620	Rotating Grill	68
621	BI-Level Grill	69
627	Commercial Grill	69
630	Rotating Grill	68

PRODUCT NUMBER	PRODUCT NAME	PAGE
632	Rotating Grill	69
650	Dual Grate Grill	68



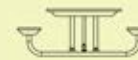
Bleachers

BLEACHERS		
LR Series	Low Rise Bleachers	78
LU Series	Universal Bleachers	78
NR Series	National Rep Series Bleachers	78



Shade / Shelter

SHADE/SHELTER		
	UltraShade®	79
	UltraShelter®	79



Early Childhood

EARLY CHILDHOOD	THERMOPLASTIC	
158PS	Rectangular Preschool Table	73
350PS	Solid Top Preschool Table	72
358PS	Portable Preschool Table	72
940PPS	3' Preschool Bench	71
EARLY CHILDHOOD	POLYETHYLENE	
257	Kid's Size Park Bench	71
357	Portable Preschool Table	73
557	Picnic Table	73



Specialty

SPECIALTY		
Bollards	Bike & Safety Bollards	62-63
100	Golf Range Dividers	74
105	Golf Range Dividers	74
110	Golf Bag Stand	74
115	Golf Bag Stand	74
G699P	Portable Crowd Barriers	67
G699SM	Surface Mount Crowd Barriers	67
670	Lantern Hangers	69
758	Umbrella	61
7GC	Umbrella	61
MUV	Umbrella	61
BarkPark	Dog Agility Equipment	75-77
Scoreboards	Scoreboards	81



Fitness

SPECIALTY	ACTIONFIT	
ActionFit	Outdoor Fitness Equipment	82-83

Part Number Key

Frame Coating Type

- P = Powder-coat
- T = Thermoplastic
- G = Hot-Dipped Galvanized

Bench Example P940P-V8

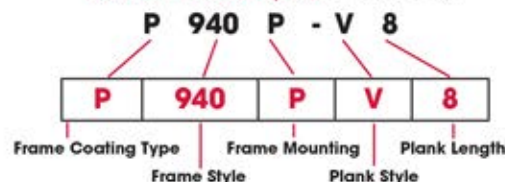
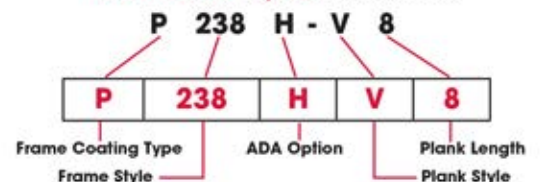


Table Example P238H-V8



Warranty

5-YEAR LIMITED

5-Year Limited Warranty

5-Year Limited Warranty on Thermoplastic coated elements. UltraSite® guarantees all items for one full year to be free of defects in workmanship or materials when installed and maintained properly. We agree to repair or replace any items determined to be defective. Items specifically not covered by this warranty include vandalism, man made or natural disasters, lack of maintenance, normal weathering or wear, and tear due to public abuse.

Order Information

When ordering please include a brief description of all items. Be sure to include colors for UltraCoat® and powder-coated surfaces. To assist UltraSite® in entering orders properly, please fax, mail, or e-mail orders on your standard purchase order form. Quotes are good for 30 days.

GSA Contract

GSA pricing is available on several items. Contact our sales department for specific information at 1-800-458-5872.

Specifications

Due to UltraSite's continuous product improvement, we reserve the right to change specifications when necessary without notice.

Pricing

UltraSite® strives to keep pricing as low as possible. However, should we encounter increases in our costs that are too large to absorb, we reserve the right to increase prices without notice.

Terms

Approved accounts net 30 days. Initial order requires payment in full before shipment. A finance charge of 1-1/2% per month will be applied to all delinquent accounts. We accept:



Freight Charges

Terms of sale are F.O.B. factory. UltraSite® will prepay and add the freight to the invoice if requested to do so. All weights are approximate.

Damages

Damages or loss in transit is the responsibility of the carrier, whether visible or concealed. It is the responsibility of the recipient to assure that the order is received complete. Before signing the delivery receipt, inspect the shipment immediately and completely. Note any damages or shortages on the bill of lading. Damage reports must be filed within 10 days. UltraSite® is NOT responsible for damages or loss in transit. Title to all goods passes to the customer at the time of shipment. UltraSite® will assist in filing claims if the freight arrangements were made by UltraSite® at your request.

Cancellations and Returns

Cancellations are only accepted with pre-approval from UltraSite®. No merchandise shall be returned without a Return Goods Authorization number which is issued by customer service. Any authorized merchandise must be carefully packed and received in saleable condition. A restocking charge of up to 25% will be applied to all returned goods when the error is not the fault of UltraSite®. All returns must be shipped freight prepaid.

Nationwide Installation

We offer affordable delivery and installation pricing in the continental USA. Any zip code, anytime!



Call us to learn more at **800.458.5872**
or visit **www.ultra-site.com**



ultra site
A PLAYCORE Company

classic

DIE FORMED STEEL SEAT STYLES



D DIAMOND




Diamond

- Expanded metal
- 3/4" opening
- 9-gauge material

Wave, Fiesta, Slat, and Perforated

- 12-gauge sheet steel



W WAVE



FB FIESTA



S SLAT



P PERFORATED



DIAMOND AND PERFORATED METAL


V DIAMOND

- 9-gauge material
- Expanded metal
- Round corners
- 3/4" opening



VR DIAMOND ROLLED EDGE

- 9-gauge material
- Expanded metal
- Rolled edge
- 3/4" opening



P PERFORATED

- Perforated metal
- Round corners
- 5/8" diameter punched pattern



PR PERFORATED ROLLED EDGE

- Perforated metal
- Rolled corners
- 5/8" diameter punched pattern



premium

COLLECTION SEAT STYLES




S VERTICAL SLAT

- 1/4" x 1-1/2" flat plate



S SLAT

- 1" x 2" Rectangular support rail



HS HORIZONTAL SLAT

- 1/4" x 1-1/2" flat plate



M MORNING

- 3/16" laser cut flat plate



R ROD-STYLE

- 5/8" Steel Rods



B BOW

- 3/16" x 1-1/2" flat plate



Plank styles and color options

FOR TRADITIONAL FURNISHINGS

Wood

- 2" x 10" and 2" x 4" planks
- Rounded edges

U UNTREATED

- Untreated #1 southern yellow pine

PT PRESSURE TREATED

- #1 southern yellow pine
- Environmentally friendly (ACQ)
- Kiln dried before and after treatment

T REDWOOD STAIN

- Untreated #1 southern yellow pine
- Sealed in redwood stain with wood preservative



238-PT6 6' Portable Rectangular Table


Aluminum

A ANODIZED

2" x 10" planks are used for table tops, seats, and backs on most products; 6063-T6 extruded aluminum alloy

MILL

2" x 10" planks are used for the walkways on most bleachers; 6063-T6 extruded aluminum alloy



238-A8 8' Portable Aluminum Heavy-Duty Rectangular Table



Recycled

- 2" x 10" and 2" x 4" planks
- Rounded edges

GRY GRAY

100% recycled plastic planking with gray color

CDR CEDAR

100% recycled plastic planking with cedar color

BRN BROWN

100% recycled plastic planking with brown color


GRN GREEN

100% recycled plastic planking with green color



158-GRY8 8' Portable Gray Recycled Plastic Heavy-Duty Rectangular Table

Most 2" x 10" recycled plastic planking is reinforced with steel flat bars to prevent sagging and warping.



Color selection guide

FOR THERMOPLASTIC FINISHES

customization

COLOR OPTIONS



Hot-Dip Galvanized

- Galvanized both inside and out
- Superior four-layer adhesion bond
- Excellent abrasion resistance
- Provides cathodic protection to the underlying steel
- Increases the useful life of steel



Galvanized

UltraCoat® Thermoplastic Colors

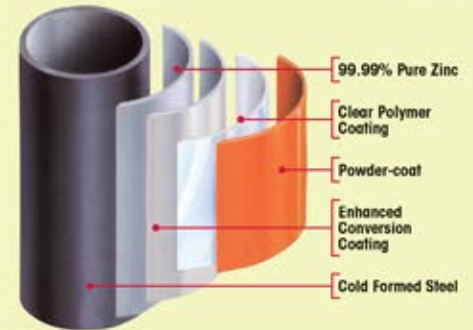
- Impact resistant
- Strong adhesion
- UV protection

Standard Powder-Coat Colors

The steel framework used in the UltraCoat® product line is supplied by Allied Tube® which delivers one of the industry's most durable protective coatings. UltraSite® further enhances the durability by applying a superior powder-coat finish. The process provides five layers of protection from harmful environmental elements, with very little maintenance.

Standard Powder-Coat

- Uniform coating
- Durability
- High-quality
- Attractive finish



Premium Powder-Coat Colors* ADDITIONAL UPCHARGE





Site Furnishings | Dog Parks | Shade | Shelter | Outdoor Fitness

ultra site

800-458-5872

WWW.ULTRA-SITE.COM

A PLAYCORE Company

1675 Locust Street, Red Bud, IL 62278
618-282-8200 Fax: 618-282-8202



Like us on Facebook

