

# Bingo

with Valentine's Day Conversation Hearts



Looking for a quick, fun, and easy Valentine's Day card to give your students? Here's one idea—individual Conversation Hearts Bingo games. There are 32 different boards, and a message (page 10) you can run off on the back of each card, if you wish. You may also download a Microsoft Word® version so that you may individualize the cards yourself with personal messages to each student. Just select the text you want to change, change it, and print! My kids loved to play games with each other after opening up their cards. You'll just need a handful of hearts for the caller to use, and some hearts or red hot candies for students to mark their cards. (You can buy small boxes of conversation hearts at most dollar stores if you want to include them with your card. Otherwise, just buy a bag and pass out handfuls as needed. If your class is like mine, someone will give the boxes as gifts and your students will already have them with their Valentine goodies.)

## Preparation:

1. Decide what you want to print on the back of each card, if anything.
2. Customize the message, if you wish.
3. Print the Bingo boards on cover stock, or white construction paper.
4. Turn the pages over and print your messages on the back of each game card.
5. Laminate (optional).
6. Trim and cut the game boards apart.
7. Review the directions (below) with your students, and let them play in small groups or with the whole class.

## To Play:

1. Gather a few friends.
2. Get a box of conversation hearts and choose one person to be the caller.
3. Determine what makes "Bingo" for the game: words in a row, diagonal, around the edge, or all of the words on the game board.
4. The caller pulls a heart out of the box and calls its color (pink, purple, blue, green, yellow, or orange.)
5. Put a red hot on ONE heart that matches the color called.
6. First one to get Bingo is the next caller.



## Conversation Hearts Bingo

Get some friends. Choose a caller. Caller takes a piece of candy out of their box. Place one of your candies on the color called. First one to Bingo is the next caller.



Copyright © 2017 Integreat! Thematic Units [www.thematicteacher.com](http://www.thematicteacher.com)

## Conversation Hearts Bingo

Get some friends. Choose a caller. Caller takes a piece of candy out of their box. Place one of your candies on the color called. First one to Bingo is the next caller.



Copyright © 2017 Integreat! Thematic Units [www.thematicteacher.com](http://www.thematicteacher.com)

## Conversation Hearts Bingo

Get some friends. Choose a caller. Caller takes a piece of candy out of their box. Place one of your candies on the color called. First one to Bingo is the next caller.



Copyright © 2017 Integreat! Thematic Units [www.thematicteacher.com](http://www.thematicteacher.com)

## Conversation Hearts Bingo

Get some friends. Choose a caller. Caller takes a piece of candy out of their box. Place one of your candies on the color called. First one to Bingo is the next caller.



Copyright © 2017 Integreat! Thematic Units [www.thematicteacher.com](http://www.thematicteacher.com)

## Conversation Hearts Bingo


Get some friends. Choose a caller. Caller takes a piece of candy out of their box. Place one of your candies on the color called. First one to Bingo is the next caller.



Copyright © 2017 Integreat! Thematic Units [www.thematicteacher.com](http://www.thematicteacher.com)

## Conversation Hearts Bingo

Get some friends. Choose a caller. Caller takes a piece of candy out of their box. Place one of your candies on the color called. First one to Bingo is the next caller.



Copyright © 2017 Integreat! Thematic Units [www.thematicteacher.com](http://www.thematicteacher.com)

## Conversation Hearts Bingo

Get some friends. Choose a caller. Caller takes a piece of candy out of their box. Place one of your candies on the color called. First one to Bingo is the next caller.



Copyright © 2017 Integreat! Thematic Units [www.thematicteacher.com](http://www.thematicteacher.com)

## Conversation Hearts Bingo

Get some friends. Choose a caller. Caller takes a piece of candy out of their box. Place one of your candies on the color called. First one to Bingo is the next caller.



Copyright © 2017 Integreat! Thematic Units [www.thematicteacher.com](http://www.thematicteacher.com)


# Conversation Hearts Bingo

Get some friends. Choose a caller. Caller takes a piece of candy out of their box. Place one of your candies on the color called. First one to Bingo is the next caller.



# Conversation Hearts Bingo

Get some friends. Choose a caller. Caller takes a piece of candy out of their box. Place one of your candies on the color called. First one to Bingo is the next caller.




# Conversation Hearts Bingo

Get some friends. Choose a caller. Caller takes a piece of candy out of their box. Place one of your candies on the color called. First one to Bingo is the next caller.



# Conversation Hearts Bingo

Get some friends. Choose a caller. Caller takes a piece of candy out of their box. Place one of your candies on the color called. First one to Bingo is the next caller.



## Conversation Hearts Bingo

Get some friends. Choose a caller. Caller takes a piece of candy out of their box. Place one of your candies on the color called. First one to Bingo is the next caller.



Copyright © 2017 Integreat! Thematic Units [www.thematicteacher.com](http://www.thematicteacher.com)

## Conversation Hearts Bingo

Get some friends. Choose a caller. Caller takes a piece of candy out of their box. Place one of your candies on the color called. First one to Bingo is the next caller.



Copyright © 2017 Integreat! Thematic Units [www.thematicteacher.com](http://www.thematicteacher.com)

## Conversation Hearts Bingo

Get some friends. Choose a caller. Caller takes a piece of candy out of their box. Place one of your candies on the color called. First one to Bingo is the next caller.



Copyright © 2017 Integreat! Thematic Units [www.thematicteacher.com](http://www.thematicteacher.com)

## Conversation Hearts Bingo

Get some friends. Choose a caller. Caller takes a piece of candy out of their box. Place one of your candies on the color called. First one to Bingo is the next caller.



Copyright © 2017 Integreat! Thematic Units [www.thematicteacher.com](http://www.thematicteacher.com)

## Conversation Hearts Bingo

Get some friends. Choose a caller. Caller takes a piece of candy out of their box. Place one of your candies on the color called. First one to Bingo is the next caller.



Copyright © 2017 Integreat! Thematic Units [www.thematicteacher.com](http://www.thematicteacher.com)

## Conversation Hearts Bingo


Get some friends. Choose a caller. Caller takes a piece of candy out of their box. Place one of your candies on the color called. First one to Bingo is the next caller.



Copyright © 2017 Integreat! Thematic Units [www.thematicteacher.com](http://www.thematicteacher.com)

## Conversation Hearts Bingo

Get some friends. Choose a caller. Caller takes a piece of candy out of their box. Place one of your candies on the color called. First one to Bingo is the next caller.



Copyright © 2017 Integreat! Thematic Units [www.thematicteacher.com](http://www.thematicteacher.com)

## Conversation Hearts Bingo


Get some friends. Choose a caller. Caller takes a piece of candy out of their box. Place one of your candies on the color called. First one to Bingo is the next caller.



Copyright © 2017 Integreat! Thematic Units [www.thematicteacher.com](http://www.thematicteacher.com)

# Conversation Hearts Bingo

Get some friends. Choose a caller. Caller takes a piece of candy out of their box. Place one of your candies on the color called. First one to Bingo is the next caller.




# Conversation Hearts Bingo

Get some friends. Choose a caller. Caller takes a piece of candy out of their box. Place one of your candies on the color called. First one to Bingo is the next caller.




# Conversation Hearts Bingo

Get some friends. Choose a caller. Caller takes a piece of candy out of their box. Place one of your candies on the color called. First one to Bingo is the next caller.



# Conversation Hearts Bingo

Get some friends. Choose a caller. Caller takes a piece of candy out of their box. Place one of your candies on the color called. First one to Bingo is the next caller.




# Conversation Hearts Bingo

Get some friends. Choose a caller. Caller takes a piece of candy out of their box. Place one of your candies on the color called. First one to Bingo is the next caller.



# Conversation Hearts Bingo

Get some friends. Choose a caller. Caller takes a piece of candy out of their box. Place one of your candies on the color called. First one to Bingo is the next caller.



# Conversation Hearts Bingo

Get some friends. Choose a caller. Caller takes a piece of candy out of their box. Place one of your candies on the color called. First one to Bingo is the next caller.



# Conversation Hearts Bingo


Get some friends. Choose a caller. Caller takes a piece of candy out of their box. Place one of your candies on the color called. First one to Bingo is the next caller.





# Conversation Hearts Bingo

Get some friends. Choose a caller. Caller takes a piece of candy out of their box. Place one of your candies on the color called. First one to Bingo is the next caller.



# Conversation Hearts Bingo

Get some friends. Choose a caller. Caller takes a piece of candy out of their box. Place one of your candies on the color called. First one to Bingo is the next caller.




# Conversation Hearts Bingo

Get some friends. Choose a caller. Caller takes a piece of candy out of their box. Place one of your candies on the color called. First one to Bingo is the next caller.



# Conversation Hearts Bingo

Get some friends. Choose a caller. Caller takes a piece of candy out of their box. Place one of your candies on the color called. First one to Bingo is the next caller.





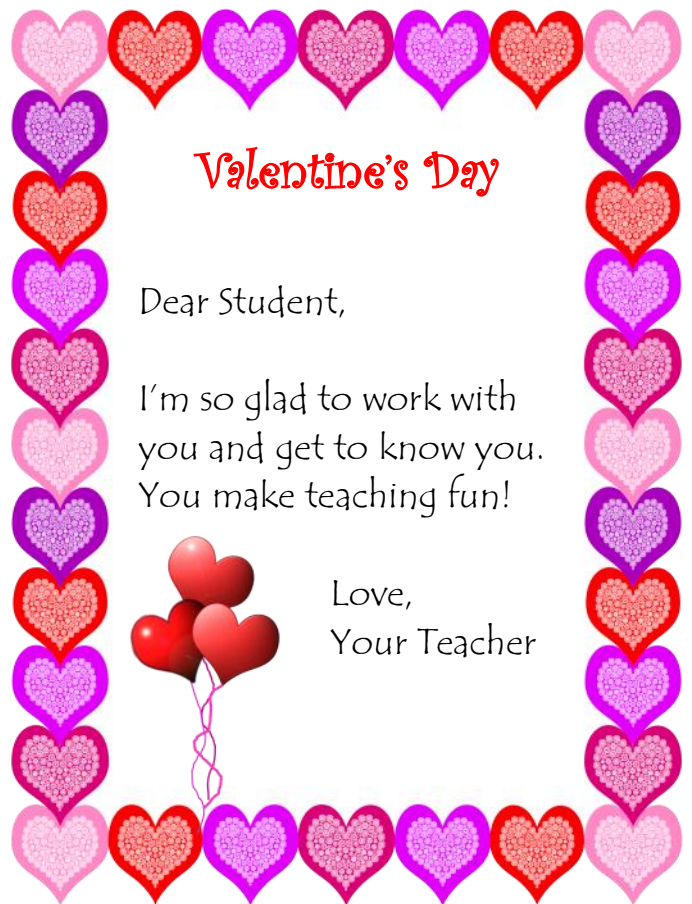
*Valentine's Day*

Dear Student,

I'm so glad to work with you and get to know you.  
You make teaching fun!



Love,  
Your Teacher



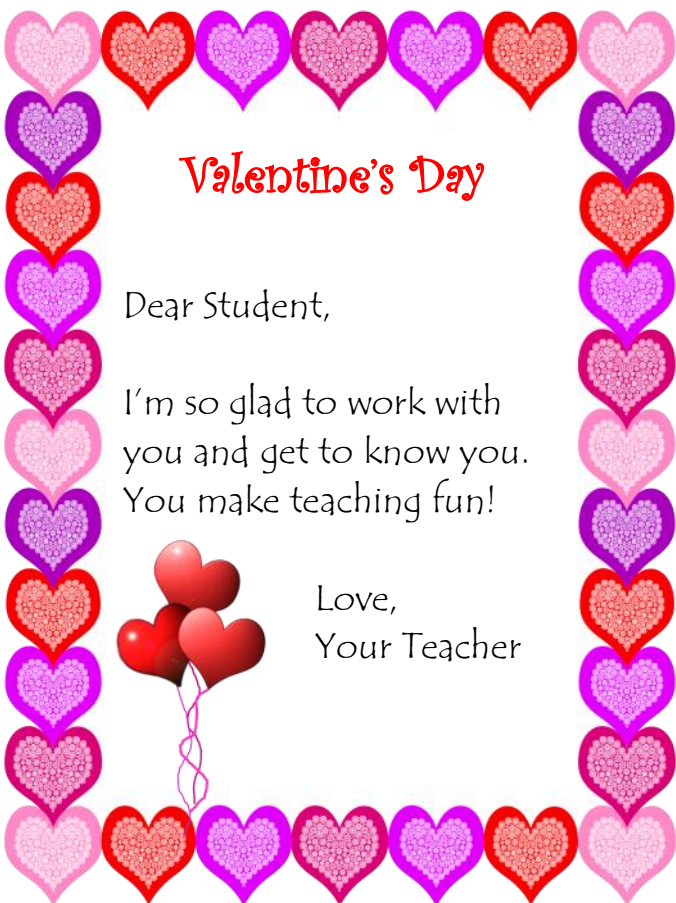
*Valentine's Day*

Dear Student,

I'm so glad to work with you and get to know you.  
You make teaching fun!



Love,  
Your Teacher



*Valentine's Day*

Dear Student,

I'm so glad to work with you and get to know you.  
You make teaching fun!



Love,  
Your Teacher



*Valentine's Day*

Dear Student,

I'm so glad to work with you and get to know you.  
You make teaching fun!



Love,  
Your Teacher