

# Scout Leader

## Uniform Inspection Sheet

### Uniform Inspection.

Conduct the uniform inspection with common sense; the basic rule is neatness.

**Attendance.** Presence at inspection merits 15 points.

15 pts. Notes \_\_\_\_\_

**Headgear.** Headgear is optional.

- 5 pts.  *Boy Scout leaders* wear the olive visor cap, campaign hat, or troop-approved headgear.  
 *Varsity Scout leaders* wear the blaze visor cap.  
 *Cub Scout pack leaders* wear the olive visor cap.  
 *Den leaders* wear the same visored cap as the youth they serve.

Notes \_\_\_\_\_

**Shirt/Blouse and Neckwear.** New long or short sleeves, or official long or short sleeves with appropriate loops on epaulets. Neckwear is optional but must be worn according to specifications in the *Insignia Guide*.

- 20 pts.  *Male Cub Scout and Boy Scout leaders* wear the long- or short-sleeve uniform or official shirt.  
 *Female Cub Scout leaders* wear either the official long- or short-sleeve yellow blouse, official long- or short-sleeve shirt, or the official long- or short-sleeve uniform blouse.  
 *Female Boy Scout leaders* wear the official shirt or official long- or short-sleeve uniform blouse.

Notes \_\_\_\_\_

**Pants/Shorts.** Units have no option to change.

- 20 pts.  *Male Cub Scout and Boy Scout leaders* wear the official pants or the official uniform shorts or pants with no cuffs.  
 *Female Cub Scout leaders* wear the pants or the official navy blue shorts, skirt, or pants with the yellow blouse, or the official pants or official uniform shorts or pants with the official shirt or blouse.

Notes \_\_\_\_\_

### Belt

- 5 pts.  *Male leaders* wear the official web belt or official leather belt with the buckle of their choice.  
 *Female leaders* wear the official navy blue Cub Scout or Webelos Scout buckle with navy blue pants, or the official web belt or official leather belt with the buckle of their choice with official pants or official uniform shorts or pants.

Notes \_\_\_\_\_

### Socks

- 5 pts.  *Male Cub Scout and Boy Scout leaders* wear olive socks with official pants or official uniform shorts or pants.  
 *Female leaders* wear the blue socks with the blue shorts or pants, or the olive socks with official pants or official uniform shorts or pants.

### Shoes

- 5 pts.  Must be neat and clean.

Notes \_\_\_\_\_

### Uniform points. Total points from above (75 possible)

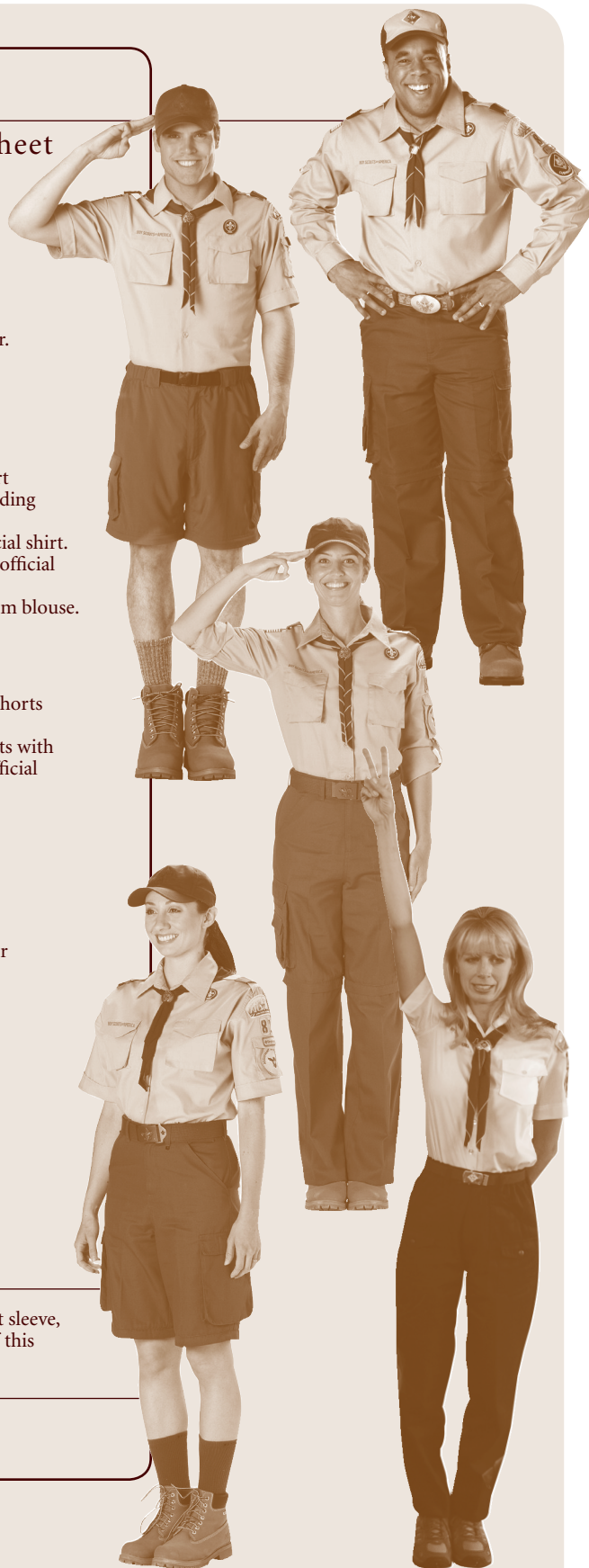
**Insignia.\*** Correct epaulets, 5 points. Correct placement on left sleeve, 5 points; right sleeve, 5 points; left pocket, 5 points; right pocket, 5 points. Use the checklist on the reverse of this form to help determine score.

**Insignia points from reverse (25 possible)**

### Total Uniform Inspection Score

Uniform and insignia points combined. A perfect score is 100 points.

\*For more information about insignia, see the *Insignia Guide*, No. 33066.



**Total Uniform Inspection Score** ▶

Name \_\_\_\_\_ Unit No. \_\_\_\_\_

Address \_\_\_\_\_ District \_\_\_\_\_

Office or position in unit \_\_\_\_\_

Our unit inspection  
will be held on

\_\_\_\_\_  
Bring this form with you.

# Scout Leader Uniform Inspection Sheet

## Official Placement of Insignia

Conduct the uniform inspection with common sense; the basic rule is neatness.

### Shoulder Epaulets

5 pts.

- Scouters wear the color shoulder loop of the program in which they are serving: blue, Cub Scouting; green, Boy Scouting; blaze (orange), Varsity Scouting; green, Venturing; silver, council and district; gold, regional and national.

Notes \_\_\_\_\_

### Right Sleeve

5 pts.

- U.S. flag emblem centered directly below shoulder seam
- Den or emblem numeral, if applicable, below and touching the flag
- Centennial Quality Unit Award (most recent only), if applicable, 4 inches below the shoulder seam

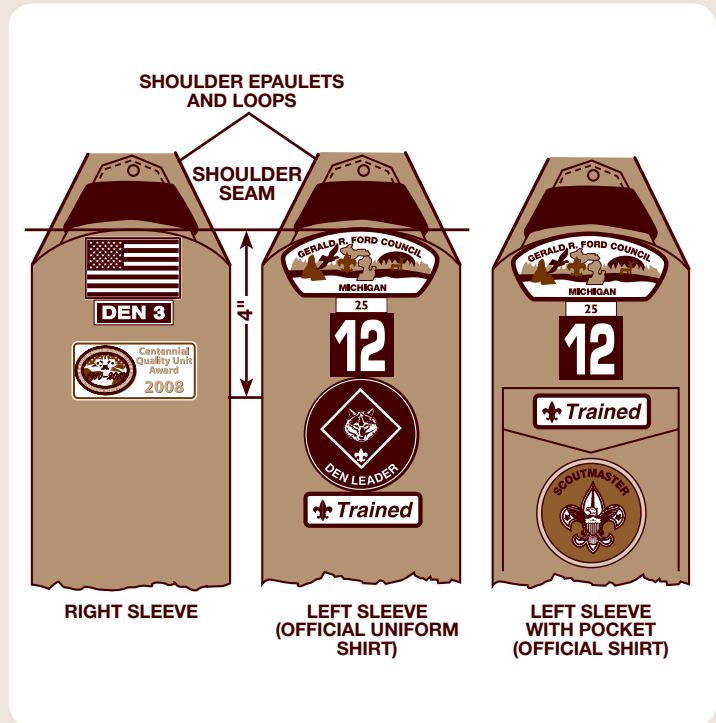
Notes \_\_\_\_\_

### Left Sleeve

5 pts.

- Council shoulder patch is directly below the shoulder seam.
- Veteran unit bar, if worn, is centered and touching the council shoulder patch (above) and unit numeral (below).
- Unit numeral, if worn, is centered directly underneath and touching the council patch or veteran unit bar.
- On the official shirt, the badge of office is centered on the pocket, as shown. On the official uniform shirt, the badge of office is centered and touching the unit numeral, or centered 4 inches below the shoulder seam.
- When earned, the Trained leader strip is centered at the top of the pocket flap on the official shirt. On the official uniform shirt, it is centered as shown, touching the badge of office.

Notes \_\_\_\_\_



### Right Pocket

5 pts.

- Boy Scouts of America strip is centered above the pocket.
- Order of the Arrow lodge insignia is worn on the pocket flap.
- Current national Scout jamboree insignia is centered above the BSA strip and any other items above the pocket.
- Optional insignia, if worn, is placed in the following order, from the BSA strip upward: *interpreter strip, Venture or Varsity strip, name plate*. The name plate may be worn on the pocket flap if no lodge insignia is worn.
- Temporary insignia, including one current world Scout jamboree patch, centered on pocket. Only one temporary insignia may be worn at a time, and they are not required for correct uniforming. *Cub Scout leaders and female leaders* wearing the official uniform shirt or blouse may wear one temporary insignia centered above the Boy Scouts of America strip.

Notes \_\_\_\_\_


### Left Pocket

5 pts.

- World Crest emblem is centered between the left shoulder seam and the top of the left pocket.
- Embroidered square knots are centered above the pocket in rows of three.
- Service stars are centered above the pocket, 3/4 inch from top point to top point and 3/8 inch from either the pocket or embroidered knots.

Notes \_\_\_\_\_

**Total insignia score** (transfer to other side)



25 pts.



BOY SCOUTS OF AMERICA  
1325 West Walnut Hill Lane  
P.O. Box 152079  
Irving, Texas 75015-2079  
<http://www.scouting.org>



2008 Printing