



Since 1948

*Exploring the wonderful world of beekeeping together***The Bee Buzzer***Monthly publication of the***Northeastern Kansas Beekeepers' Association**

VOLUME 67, NUMBER 7

EDITOR: JOLI WINER

JULY 2015

Summer BeeBeeQue**Sunday, July 19th****The Barn at Kill Creek Farm****Located at K-10 and Kill Creek Rd.,****Desoto KS****1:00, eat at 2:00****Pot Luck Picnic, Bee-Bee-Q &
Watermelon Feed &
Beekeeping Olympics**

We are having our annual pot luck picnic. The club will provide beverages, plates, glasses and silverware and smoked brisket and pulled pork. Members are asked to bring a dish to share such as a vegetable or casserole, salad or dessert. We'll also provide the watermelons (if someone has some watermelons that they would like to donate or sell-call or email Joli at joli@heartlandhoney.com or 913-856-8356 before Saturday.)



Tipton's smoking Bee Bee Que Dinner!

Members will provide the entertainment by participating in the Beekeeping Olympics that are being planned. Come prepared to have some fun and maybe learn something about beekeeping.

Please note this is a different location than our regular meeting. Located just off of K-10 Highway at the Kill Creek Rd exit on the Northwest corner—it's the big red barn known as the Barn at Kill Creek Farm. Please bring your own chairs to sit on-tables are provided.

Start time at 1:00, Eat at 2 pm followed by fellowship and eating watermelon.

Funday Wrap Up

We had an marla-velous incredible Funday this year. Many thanks to all of you that made it possible! Welcome to our newest members—around 25 new families!

The silent auction raised a whopping \$2002.00. Certainly a record for us! Many thanks to those that donated items and those that purchased items.

We had about 320 people-the most ever! We learned a lot to make future Fundays more successful.


We would like to announce our 2016 featured speaker for our 2015 Jamie-Bee-Ree. We will have invited Dr. Jamie Ellis and he said yes!!

Dr. Ellis joined the Entomology and Nematology department at the University of Florida in August, 2006. His broad research interests include pollination ecology of honey bees and native bees, varroa mite control, honey bee pathology/parasitology, honey bee nutrition, honey bee chemical ecology, sublethal effects of chemicals on bees, and general honey bee behavior/ecology. Dr. Ellis was promoted to an Associate Professor of Entomology in 2012.

Jamie writes a column for the *American Beekeeping Journal*.

Beelines

By President Andy Nowachek



I hope everyone had Marla-velous time and that you were Ell-evated to a new level of beekeeping and had a Chipper day. Due to a speed bump in life I could not attend but heard that it was a great day of education. There are always a few things that seem to pop up like the food but our main and most important part of Fun Day is the educational aspect and from what I saw in the evaluations and e-mails it was a success. It's always easy to thank one speaker when they give a program, but with the Fun Day there are so many talented and knowledgeable presenters it is hard, so with that being said THANKS to all and wish I could have been a part of it this year. The list of presenters was amazing and they were rated very high from reading your evaluation forms-- and yes we read them all.

It's also hard to thank each and every one who put the Fun Day together and another thank you to all who helped out with chairs directing and the list goes on, but special thanks to Joli Winer & Cecil Sweeney, Becky & Steve Tipton, Robert Burns and Kristy Sanderson. I have seen the work they put into this and it is not hours but months and if you get a chance give them a thank you for their diligent work they put into this FANTASTIC club. After going over the evaluations with them we were trying to resolve any items we could improve on for next year. Would you believe that afterword's they were starting to plan next year's speakers! And as always, with a number of around 320 plus attending this year it takes a lot of planning. We always like walk in's but if you pre-register, you save money and we have a better idea of what we can do to make it easier on everyone, but our main goal is education on beekeeping and I'd say that was an A+ with all the different workshops being presented. Thanks again to everyone for making this what it has become, a FUN DAY.

The yellow sweet clover is over for the most

part and the white sweet clover is still bloomThe bees are making up for the lost days of rain. It looked as if it would never stop coming down but with this break in the rain the supers are finally looking good. It's hard not to smell the honey in the evening while the bees are fanning away cooling and evaporating the honey in the hives. Per usual I got caught up in that hurry up mode of gathering enough boxes to cover what I needed now.

The hives really are strong this year with a good population of bees but along with that brings a population of varroa that will need to be checked on also. It's easy to check them with a powder sugar roll. From the feedback I heard Marla Spivak apparently believes in treating hives if needed. It's a pretty inexpensive way to check on them and treat if necessary, replacing bees is expensive and time consuming so be alert as to how your bees are doing.

I've heard of people getting swarms this year and that probably is in part to our rainy weather when the bees could not fly and population build up continued. I received three calls within two days and I believe I got the largest swarm I've ever had. It was four foot long and about 5 inches in diameter and better than a basketball size cluster at the bottom. The weight broke a one and three eights inch pecan branch from them being on it. Thanks again to electricians as they are always good for at least one swarm a year. This one happened to be in an electrical box under a water slide at a country club. I only had to vacuum about three pounds out of it, gotta love it. The other swarm was a perfect walk up to a pine tree, set the box under and one clip in the box and away we went. One of the easiest I have ever had.

I received a call the other day from a gentleman that had me remove bees from a barn they were going to tear down. The bees had been in it for the past 25 years and he wanted them saved. His niece was there that day taking pictures and seemed pretty interested. Needless to say I invited her to a monthly meeting and gave her information on how to join etc, etc. He asked if I would be interested in having some free bees and frames. A tree had fallen on one of the hives and she went out to take care of them. She received six stings and a trip to the emergency room and is now equipped with an epi pen. She had bought two hive bodies with screened bottoms, one package of bees which I saw the container and warre frames which had four nails and

no glue in deep boxes. No foundation and a cereal bowl of water next to the hive. No food was supplied or foundation. I will remove the bees and a gob of comb for her safety BUT this is why it is important that beekeepers go to a GOOD beginner's class and attend meeting as often as they can. Her uncle told her to go to a class, but it was so easy to listen to who knows who on the internet. Bottom line it was costly and could have been worse.

Promote good beekeeping and be safe out there the weather is hot and you need to drink plenty fluids.

Hope to see you all at the July Picnic and talk bees.

The Honey Pot

By Becky Tipton



Thank you to everyone who attended the June Funday. We had a Marla-velous time!!! Thank you to everyone who wrote nice comments about the ice cream. Making ice cream for the Funday is a true labor of love.....I LOVE ICE CREAM! Joli printed the recipes and had them available during the Funday but she'll include them again just in case. The vanilla is my favorite because you can really taste the honey. Except for all the fruit flavors because those are my favorite flavors, too. For several years now my friend, Robin Kolterman, has asked for a chocolate honey ice cream recipe. Most of the recipes I found used chocolate milk or sweetened condensed milk—hard to replace those sugars with honey. A couple weeks ago I stumbled across the chocolate ice cream recipe below (only sweetened with sugar) so I whipped it up with honey. I think it's a real winner! If you try it and agree with me, give me a shout. Maybe we'll have chocolate ice cream at next year's Funday. The second recipe is one I made for the Funday many years ago. I'd forgotten about it until recently. I love lemon—so cool, so refreshing, soooooo yummy! Each of these recipes is sized for my little counter top freezer but could be multiplied for a larger freezer.

Honey in ice cream does a couple of things—It slows

the freezing process slightly. So, be patient. It also helps keep the ice cream a smooth and creamy consistency even after storing in a refrigerator freezer. I think the flavor of both these recipes improves by allowing the ice cream to “ripen” for a few hours or even over night.

Chocolate Honey Ice Cream

1 c. milk
¼ tsp. salt
2 TBSP cocoa powder
½ - 2/3 c. liquid honey
3 egg yolks—slightly beaten
2 oz. semi sweet chocolate pieces (I used chocolate chips)
2 cups heavy cream
1 tsp. vanilla

In a small saucepan, combine the milk, salt and cocoa powder. Bring to a simmer. Remove from heat and stir in the honey. Pour a small amount of the honey/milk mixture into the egg yolks; stir well. Pour the yolks into the milk/ honey. Cook and stir over low heat until slightly thickened or temp reaches 165 degrees. Do NOT boil. Remove from heat and stir in the chocolate pieces until chocolate is melted. Refrigerate until chilled—stir occasionally. Stir in cream and vanilla and freeze according to your ice cream maker's directions. Makes about 1.5 quarts.

Lemon-Orange Ice Cream

½ cup lemon juice (freshly squeezed)
1 cup orange juice (I cheated and used dairy section bottled oj.)
1 1/8 cup honey—slightly warmed
1 cup cream
2 cups milk

Combine the lemon juice and the orange juice. Whisk in the honey. Add the cream and milk. Mix well. Freeze according to your ice cream maker's directions. Makes about 1.5 quarts.

If you bring a homemade honey BBQ sauce to the picnic this month, either bring me the recipe or email it. I'd love to have them for the August Buzzer!

Looking for a recipe using honey, e-mail me at bstbees@embarqmail.com and I'll search my cookbooks and try to find what you're hungry for!

Funday Honey Ice Cream Recipes

Honey Ice Cream—with fruit (6 quart)

6 Cups milk
6 Cups Cream
2 ¼ cups warm honey
pinch salt
3 TBL vanilla
1 quart crushed fruit (strawberries, peaches, etc.)
Combine milk and honey in a large mixing bowl. Add the remaining ingredients—stir. Pour into the freezer can and freeze according to manufacturer's directions.

Vanilla Honey Ice Cream

8 Cups milk
2 ½ to 3 cups honey
8 eggs
pinch salt
8 cups cream
4 TBL vanilla
Heat milk in a saucepan over medium heat, don't boil. Stir in honey and salt. Beat eggs. Stir a small amount of milk/honey into the beaten eggs. Add all the egg mixture to the remaining milk/honey mixture, stirring well. Cook and stir over medium heat about 10 minutes or until the temperature reaches 165°. Cool thoroughly. (I usually make this custard the day before I plan to make the ice cream.) Stir in cream and vanilla. Pour into freezer can and freeze according to manufacturer's directions.

Honey does a couple of things for the ice cream. It keeps the ice cream a wonderful creamy consistency even after placed in your refrigerator freezer. But, it can also make the ice cream take longer than sugar sweetened ice cream to freeze. You may need to use some extra salt when freezing the ice cream.

Wanted: Kansas City Kansas Community College is seeking a honey/beekeeping vendor from the NE Kansas area. Wyandotte or Leavenworth County preferred. The farmer's market is newly formed on the KCKCC campus, Thursdays through the summer. There are no booth fees for this year and vendors are asked to setup 7:00am-1:00pm. For more information contact Carolyn Marks at simarks2004@yahoo.com.

Next month's meeting will be Monday, August 17th at 7:00 pm at the Douglas County Fairgrounds

Please note that we will have a judge who will judge our honey! We will follow the guidelines published in this *Buzzer*. We do this with the thought in mind that you will then send your honey to the Kansas State Fair so that it can be in the honey show!

Tips for July

- Weed eat around the entrance to your hive
- Watch out for poison ivy and ticks— The ticks are awful this year
- Keep those honey supers on! Keep ahead of the game.
- Cecil's tip—take a nap
- Wear as much protective clothing as you want, make sure you feel comfortable when working your hives so that you won't be afraid to get into them
- Use your smoker each time you check your bees—we are hearing that many of you are using sugar syrup rather than smokers. A word to the wise as your hives get stronger they aren't as nice. When the honey flow stops the sugar syrup can cause robbing to start causing a huge disruption in your bee yard.
- Consider keeping your bee tools in a box so that you can always find them.
- The best time to work bees is during the middle of the day when the field bees are out
- Work from the side or the back of the hive out of the bee flight path.
- ◆ Water is essential. If your bees don't have a reliable water source provide water near the hive. A chicken or quail water bottle with gravel in the tray makes a good bee waterer.
- ◆ Harvest your earliest, lightest honey and keep it separate from later darker harvests. The contrast will make both honeys more valuable.
- ◆ Prepare frames for replacement of broken or old frames in your hives. When you do inspections you'll have frames ready.
- ◆ Prepare entries for county and State Fairs

**The Kansas Honey Producers Fall Meeting
October 30 & 31, 2015
The Cedars
1021 Cedars Dr., McPherson KS**

We are going to have a fantastic guest speaker—Judy Wu Smart who has just been hired to be the University of Nebraska Extension Agent. By the time she is our guest she will have received her Doctorate from the University of MN under the watchful eye of the amazing Dr. Marla Spivak!

Her specialty is Effects of Neonicotinyl Pesticides on Honey Bees and Bumblebees

- Masters degree, May 2010, Washington State University, Advisor: Dr. W. Steve Sheppard. Sublethal effects of pesticide residues in brood comb on honey bee health
- B.S. degree in Zoology, May 2005, from Humboldt State University, CA

She will present some of the work she is completing now on the effects of neonicotinoid insecticides on queen bee behavior and her previous work on pesticide residues in brood comb. We are so excited to meet her and welcome her to her new position. We will try something different at this meeting by staying at one hotel and traveling to a different meeting space that is not in the hotel. The meeting will be held at The Cedars which is a retirement community in McPherson. They have a wonderful conference facility with room rental rates a little less than what we have been paying. They also prepare the food there and the chef is excited to make some dishes with honey for us—honey baked ham for dinner! The hotel is the Holiday Inn Express at I-135 and Highway 56. The phone is 620-241-5566. Our room rate is \$109.99 and includes breakfast. Reservations must be made by October 8th

If you have an idea for a talk please let me know. Please email or call me at 913-593-3562 and leave a message or email me at joli@heartlandhoney.com.

Our 2016 spring meeting will be in a part of the state that in the almost 30 years I've been coming to meeting that we have not been to. We'll be in

Pittsburg! They have a young club and we are trying to support the new clubs that are springing up around the state. The dates for the spring 2016 meeting are March 4 & 5, 2016 so mark your calendar. Registration forms can be found at nekba.org or kansashoneyproducers.org.

With the Bees this month--

This time of year there is what is called, by me, the common milkweed syndrome. The flower parts of the milkweed are very sticky. You may see bees walking around in the hive with flower parts (pollenia) on their feet. We have also seen the bees with long flower parts stuck to their mouth parts.

This is quite common. There have also been reports of bees and other insects stuck on the flowers for good.

This is many a great plant for pollinators.



Upcoming Events

Johnson County Fair –Gardner KS -turn honey entries in Monday July 27th 6:30 pm-9:00 pm & Tuesday July 28 8-10 am

Leavenworth County Fair –Tonganoxie KS turn in entries Tuesday July 28 1-4

Mother Earth News Fair –we will have a booth October 24-25, 2015

Kansas Expocentre, One Expocentre Dr., Topeka, KS 66612

Hours

Saturday: 9:00 AM-7:00 PM

Sunday: 9:00 AM-5:00 PM

Kansas Honey Producers Meeting-McPherson KS October 30 & 31



Denim Shirts Available Soon

Show your NE KS pride with a new denim shirt. Men's and women's sizes available. High quality faded denim color. Men's shirts have a button down collar; women's shirts have a slightly more tapered waist line.

The embroidered bee logo is a favorite from a year or so ago. Orders will be taken all through July and up until September 7th. Shirts will be delivered at the September monthly meeting on the 21st. These would make great Christmas Gifts for your favorite Beek. The price is \$40 each. (Youth shirts may be available but the price is unknown at this time.)

There will be an up charge for 2X sizes and larger (\$2.00 each) Send orders and contact info to Becky @ bstbees@embarqmail.com or call 785-484-3710. You will need to pay for your shirt at the time of delivery. These are sharp looking shirts!

Note-there will be discussion at the picnic on if the shirts should say NE Kansas Beekeeper or NE Kansas Beekeepers so think about it.



The Kansas State Fair Honey Booth September 11-20th

Kristi Sanderson

While Hutchinson is a long way for some of us the Kansas Honey Producers have an incredible honey booth in the Pride of Kansas Building. Many of us sign up to work blocks of time to help out. We would like to invite you to work at the booth!

This year I'm using an on line program called Sign Up Genius for all to sign up and volunteer at the Kansas State Fair. The fair runs September 11-20 and volunteers are needed starting the 9th to help unload trailers, empty the storage area, help set up the counters in the booth and label honey, along with the many other things that it takes to get ready. On Wednesday the 9th and Thursday the 10th the sign up is one big block of time. I don't expect you to work all this time. Just fill in the time slot and then in the comment area tell me what time you want to work on the day you signed up for. On the 9th the first time slot from 9:00-11:00 I need people with muscles as some heavy lifting will be required. For the days an entry ticket is needed to enter the fair grounds a ticket will be mailed to you, so please put in your mailing address along with your phone in case there are any questions.

To find the sign up go to signupgenius.com. You may choose to become a member or not. If you don't want to become a member scroll down to the bottom of the page and click on "find". Enter a creator's address which is sansersonk09@gmail.com and answer a question and click "submit". The search will reveal one sign up for the Kansas Honey Producers titled "Kansas State Fair". Click on the blue "sign up" button and then click on "submit and sign up". Fill in all required information and then click on "sign up now". You may then return to the sign up and fill in more time slots if desired. If you choose to become a member create an account and then follow the basic same instructions to in the time slots you wish to fill. Once I receive entry tickets I will send you a letter confirming your times and dates you have signed up for and entry tickets for each day you need entry to the fair. I'm looking forward to seeing you at the fair!!

2015 Meeting Dates for 2015

Meetings are held at the Douglas County Fairgrounds at 2110 Harper St. It is easily accessible from K10, turn north on Harper Street and it is just a few blocks. We are in Building 21 North which will be on your left you turn into the fairgrounds.

- Monday, August 17, 7:00 pm *Honey Judging, Integrated Pest Management*
- Monday, Sept 21 7:00 pm *Getting Bees Ready for Winter*
- Monday, October 19 7:00 pm *Evaluating Your Hives and Making Plans for 2016*
- Monday, November 16 7:00 pm TBA
- Monday, December 21 7:00 pm *Holiday Cookies and Youth Scholarship Auction*
- January 11, 2016 (2nd Monday) Youth Scholarship presentations

Old Bee Gal By Joli Winer



Hmmm—with the bees this month what can I say that you won't throw rotten tomatoes at me?


Well—those of you who still don't have honey it's not over quite yet. I know on our facebook site that there have been comments to the effect that it is over. Normally I would agree, however, if your bees are near alfalfa—the ground has been too wet for the farmers to cut it so there is still room to hope there. Another fact that this wet weather has actually prolonged the life of the white Dutch clover, if you have a lot in your yard (and we do since we have seeded our yard with it). During our beekeeping career white Dutch clover has actually been our honey crop in years that would otherwise be a bust. Another hope is that soybeans are being planted behind some of the wheat and those could still bloom and offer a honey crop. So before you write the year off please know that there is still hope.

So what happened this year? As I've mentioned before I have had bees since the early 70's and I truly have never seen a year like this. I've never seen so


much swarming. It didn't matter if it was package bees (which almost NEVER swarm) or our nucs which we split from our over wintered hives. Everything swarmed. So why did it happen? As Dr. Clarence Collison said at our beekeeping class—you have to know something about honey bee biology & swarm biology to understand your bees.

One thing beekeepers can't control is the weather. Cool, cloudy, rainy days keep bees inside the hive, this simulates overcrowding in a hive which stimulates the hive to begin preparations to swarm. Then as if that wasn't enough the bees filled out the bottom hive body with brood—as they should have—and then filled the top hive body with honey and no brood. Usually honey in the top hive body will draw the bees up and then they will naturally go up into the supers. However this year it seems that the top hive body of honey acted as a barrier and it was harder for the bees to cross that and go up into the supers. The bees being crowded into the bottom super also acted as a swarm enhancer. Had we thought about it in time we could have pulled a frame of young brood up to the top hive body and the bees may have moved honey around and made room for the queen to lay eggs. This would have drawn bees up and they may have gone on up into the supers. May have! Who knows?

One of the hardest things about beekeeping is the urge to get a queen into a hive that has swarmed! It's really hard to let them go two weeks and wait and see. Really hard but please remember this advice for next year—give it time! Hives won't accept your new queen if they already have a queen cell or a virgin running around the hive. Many people this year bought queens and then returned them—by the time they went to put the new queen in they already had a queen laying eggs! Newbees—even experienced beekeepers have a hard time with this one!



Honey Plants



Rose Lee

Plant flowers to help the bees, Marla Spivak told us at the recent NEKBA Fun Day in Lawrence. A member told me that he has a plan to give out packets of honey plant seeds at his church. He asked, "What to plant, and specifically, what seeds can I package to give to people?"

Google has tons of ideas (check www.beelab.umn.edu for Spivak's list which includes apple, alfalfa, basswood, berries, buckwheat, canola, clover, dandelion, goldenrod, mustards, sumac, vetch, and fruit trees as well as maple, willow and oak trees.

Several seed companies have pollinator-friendly seed packets. For example, Glory Bee's mix includes White Sweet alyssum, New England aster, China aster, blue flax, bergamot, California poppy, Purple coneflower, Coreopsis, Corn poppy, Fleabane daisy, Forget-Me-Nots, Lavender hyssop, Globe Gilia, Gaillardia, Siberian Wallflower, Tidy-tips daisy, and White Rockcress.

Even Bayer, the chemical company that makes neonicotinoid insecticides, in a massive PR campaign offers a free "Feed A Bee" pollinator wildflower seed mix. It includes alyssum, baby blue eyes, Black-eyed Susan, California poppy, Crimson clover, coreopsis, cosmos, coneflowers, Indian Blanket, African marigold, phacelia, Mexican Hat, sunflowers and zinnia.

My choice is Osborne's Honey Bee Pasture Mix by Star Seed Inc. This mix includes sainfoin (28%), Crimson clover (20%), Yellow Blossom Sweet clover (14%), phacelia (10%), Alsike clover (6%), White Blossom White clover (6%), alfalfa (6%), buckwheat (6%), Purple Prairie clover (5%), and borage (1%). Aaron Deters, a member of NEKBA, had Star Seeds on the silent auction table at the Fun Day. He can be reached at 1-785-738-8778 or aaron@gostarseed.com.

Most in the pasture mix grow 3-4 feet tall so you may wish to include shorter plants such as California poppy, etc. Borage, for example, can look pretty straggly and need pruning to keep it in check. If you can, plant in full sun and don't be stingy – a block of three or more plants is better for the bees than spacing them out singly. Alas, bedding plants like petunias, geraniums and begonias may look colorful but provide little or no nourishment for bees.

Electric Extractor for the use of NEKBA Club members

Our treasurer, Robert Burns, has purchased an extractor for the club for club members to use to extract their honey. The rental will be for a two or 3 day period of time and will include an uncapping tub too. He'll have clear instructions on your responsibility for cleaning it and the condition of how it must be returned. This is a really big investment for the club and a big responsibility for Robert so we want to make sure we get it right. He got a Dadant Ranger Power Extractor that will do 6 super sized frames at one time! Thank your Robert!

Visit our website at nekba.org for details on how you can rent the 6 frame Dadant electric extractor.

Mentoring

Cecil and Joli will be mentoring at their home on the following Monday evenings from 6-8 pm. August 3rd and September 7th. Of course if no one comes we'll discontinue sooner. Over the years we have found that when we go to someone's house to help them with their hive that they expect us to come every time they need help. However, when people come to our bees to go through them with us they gain the confidence that they need to work their own hives. We are charging \$10 per person with all of the money going to the youth scholarship program.

Each month we will go through a hive or two and so something timely for the bee season.

July was cancelled because of tornado activity.

Mentoring will be held at Joli and Cecil's at 19201 S Clare Rd., Spring Hill KS 66083 913-856-8356 or email at joli@heartlandhoney.com.

Information for Entering Honey at the Kansas State Fair

For those of you interested in entering your honey to be judged at the state fair in Hutchinson here is some information to make it easier for you to know what is expected. Please note that the following categories are also what will be judged at our August NEKBA Meeting. Cecil Sweeney would be happy to take any of your entries to the State Fair but you are responsible for doing your own online or mail in entry registrations. You can contact Cecil at the August meeting or by calling 913-856-8356.

The deadline for entry into the honey show is August 15. You may do this online or have forms postmarked on the 15th. Entry forms may be printed off of the Kansas State Fair web site. kansasstatefair.com. The fair no longer publishes a exhibitor handbook but all information can be found on their web site. This year we have eliminated the governor's gift basket and increased the premiums for honey gift package.

RECEIVING TIMES: Wednesday, Sept. 9, Noon - 9:00 pm & Thursday, Sept. 10, 9:00 am - 9:00 pm & Friday, Sept. 11, 8:00 am - Noon. Exhibitors will need a gate admission ticket after 11:00 am. on Friday.

RELEASE TIMES: Sunday, Sept. 20, 7:00 pm - 9:00 pm & Monday, Sept. 21, 9:00 am - Noon. No early releases of entries.

Kansas Honey

Open to all beekeepers, young and old. All jars must be plain and free of labels. No inner seals in lids.
**In addition to premiums, rosettes will also be awarded with 1st, 2nd, & 3rd place unless otherwise stated.

AG400 Extracted Honey; Light \$15.00 10.00 5.00
AG401 Extracted Honey; Dark \$15.00 10.00 5.00
AG402 Chunk Honey \$15.00 10.00 5.00

AG403 Comb Honey \$15.00 10.00 5.00
AG404 Cut Comb \$15.00 10.00 5.00
AG405 Crystallized/Creamed Honey \$15.00 10.00 5.00
AG406 Honey Gift Package \$30.00 20.00 10.00
AG407 Beeswax \$15.00 10.00 5.00
AG408 Beeswax Candles \$15.00 10.00 5.00
AG409 Art Design in Beeswax \$15.00 10.00 5.00
AG410 Frame of Honey (shallow or medium depth) \$15.00 10.00 5.00
Best of Show (**also receives a plaque & rosette) \$15.00

YOUTH ENTRIES, AGE 18 AND UNDER
AG412Y Extracted Honey; Light \$15.00 10.00 5.00
AG413Y Extracted Honey; Dark \$15.00 10.00 5.00
AG414Y Honey Gift Package \$15.00 10.00 5.00
AG415Y Frame of Honey (shallow or medium depth) \$15.00 10.00 5.00
Youth Best of Show (**also receives a plaque & rosette) \$15.00

Best of Show: The Kansas Honey Producers Association will present an engraved plaque to the beekeeper with the greatest total number of points as determined by the judges. In open class adult division you must enter three or more classes to be eligible for this award. You must enter at least two classes in the youth division.

Entry rules and regulations, with tips and scoring for entries:

Extracted Honey: also known as strained honey, is honey that has been separated from the comb by centrifugal force, gravity, straining, or other means. Shall consist of (3) three one-pound Queenline or Classic jars, no inner seals in lids. All jars must be plain and free of labels.

Chunk Honey: shall consist of (1) one strip of cut comb (full length of the jar) in three (1) one pound. Round glass jar.

Comb Honey: (3) three "rounds" "cassettes" (clear

lids both sides, no pressure sensitive label), or "basswood sections" (cardboard carton with window, no producer name or address).

Cut Comb Honey: (3) three comb honey cut and placed in commercial plastic comb honey boxes (4" x 4").

Crystallized/Cream Honey: Shall consist of three glass jars between (8) eight ounce. and (16) sixteen ounce. All jars must be the same.

Gift Package: Items must be clearly labeled, as they would be offered for sale - except any marks identifying the entrant must be obscured or removed, or fictitious. Fictitious labels must meet legal label requirements. Gift package, if wrapped, must be able to be unwrapped for judging. Homemade food items must have recipes attached. Gift packages must contain at least 50% producer made items. A 3" x 5" note card must be included that states the intended use of package. Youth gift packages may not contain alcoholic beverages.

Beeswax: (3) three pound block, geometric shape, not decorative, smooth surface top and bottom

Beeswax Candles: Four molded or dipped candles. No non-beeswax enhancement allowed, except wick.

Art Design in Beeswax: Entries must be (2) two pounds minimum weight, 100% beeswax: may be more than one piece but must be firmly joined together: may be cast in mold or carved. No non-beeswax enhancement allowed.

Frame of Honey: Shallow or medium depth. Frame must be in a display case, both sides visible. Display case available upon request.

Neither The Kansas State Fair nor The Kansas Honey Producers are responsible for items that are lost or stolen.

Removing Honey Tips:

- Test moisture content—use a refractometer. Honey should be no higher than 18.5. If it is you may need to dehydrate it. Several club members have one you can take your honey to them to test—way easier to dehumidify before it is extracted than when it is in a bucket. If the moisture is too high your honey will ferment and not be usable.
- Take care to cover your supers when driving on unpaved roads. Honey cleanliness is important.
- Always cover your supers after you remove them, this keeps robbing to a minimum. It also keeps bees from going back into the supers.

Methods to remove honey-

- Use a bee brush-brushing each frame individually and putting them back into an empty super-cover well as this takes a long time
- Bee Escape: the bee escape is placed in the oblong hole in the inner cover placed directly over the hive bodies & under the supers. The bees can only pass through one way. It usually takes about 48 hours for all of the bees to get out. You must take great care to make sure that all of the openings are closed up as the bees will not be able to protect the honey in the supers and you must make sure that other bees cannot rob it out.
- Our favorite is to use a leaf blower. Set your super on its end on top of the hive and run the blower between the frames the bees are blown out but go right back into the hive. Be prepared to cover the bee free supers up so bees can't get back in.
- When you get back to the house keep the honey in a warm place. Like the garage rather than the basement. The warmer it is when you extract it the more honey you get out of the frames.
- Choose an extracting location that is bee tight—if there is a hole, the bees will find it, and get in and be a huge nuisance.
- Have your extracting area all cleaned up and ready to extract before you pull honey so your honey doesn't sit around for a long time.
- If extracting in your garage, unplug the garage door opener so you don't leave your garage door up and have the bees rob it all out.

HEARTLAND HONEY & BEEKEEPING SUPPLIES

We carry a complete line of beekeeping supplies including woodenware, smokers, extractors, books, queens, package bees and containers. We will trade wax for supplies. For your convenience please call in advance –Hours Mon., Tues., Thurs. & Friday 10:30-5:30, closed Wednesday. Joli Winer/Cecil Sweeney, Heartland Honey and Beekeeping Supplies, 19201 S Clare Rd. Spring Hill KS 66083. (913) 856-8356. joli@heartlandhoney.com

FISHER'S BEE SUPPLIES

We carry a complete line of beekeeping supplies. See us for your woodenware, smokers, containers, foundation, beekeeping books, extractors, queens and package bees. We also have extractors for rent. We will trade wax for supplies. Our hours are: 9:00am - 5:00pm Monday - Friday and Saturday after 8:30am. You should call before you come to make sure we are here. ED FISHER 4005 N.E. 132nd Street, Smithville MO 64089 816-532-4698

DRAPER'S SUPER BEE

We offer fast and courteous service to all beekeepers. We sell all the supplies for beekeeping, containers, pollen and honey for those who run short. Order is shipped the same day as received in most cases. Free catalog available on request. Pick up orders at our warehouse must be pre-ordered and picked up by appointment only. Business Hours: Mon.-Thur. 8-5; closed from 12-1.

Brenda and Larry Draper, DRAPER'S SUPER BEE; 914 S St. Auburn NE 68305 PHONE: (402) 274-3725.

THE HAWLEY HONEY COMPANY

For Sale: White Clover honey strained in 5 gallon buckets. We will pack it in your jars for an extra fee. Bee equipment, new and used. Jars, foundation, bears, comb honey, used extractors. Bees: frames of brood. Corn syrup or sugar by the 5 gallon bucket or barrel. *If you need it, we probably have what you want.*

Raymond Cooper, 220 N Elm, Iola KS 66749. Call: 620-365-5956 after 8:00 p.m.

JORDY'S HONEY

We carry a full line of beekeeping supplies. Bee Hives, Supers, Frames, Foundation, Honey Containers, Smokers, Beekeeping Books, Queens, Packaged Bees and much more. Our hours are 8:00 am to 6:00 pm Monday-Friday and weekends by appointment. Please call in advance so we can have your supplies ready when you arrive. R

Robert Hughes, 12333 Wedd Street, Overland Park, KS 66213 PHONE: 913-681-5777

NORTHEASTERN KS BEEKEEPERS' ASSOC. 2015 MEMBERSHIP APPLICATION

NAME _____

ADDRESS _____

CITY _____ STATE _____ ZIP+4 _____

PHONE _____ Email address _____

I would like to receive the newsletter, *The Buzzzer*, by email Yes _____ No _____

Membership Northeastern KS Beekeepers per year (July.-Dec. \$7.50) \$15.00 _____

\$15.00 (Jan-Dec)

Additional family members wanting voting rights \$1.00 per person \$1.00 _____

Additional Family member's names _____

(Youth Membership (18 years of age or under) \$7.50 _____

Membership for Kansas Honey Producers Assn. \$15.00 _____

American Bee Journal 1 year \$21.00 _____

Bee Culture Magazine (formerly "Gleanings") 1 year \$25.00 _____

Youth Scholarship Donation _____

Total _____

Make checks payable to: **NEKBA or Northeastern Kansas Beekeepers Assn.**

Mail To: Robert Burns, 7601 W 54th Terr., Shawnee Mission KS 66202 913-831-6096 email rburns@kc.rr.com

Now you can pay online at nekba.org

Northeastern Kansas Beekeepers Association
Robert Burns, Treasurer
7601 W 54th Terr
Shawnee Mission KS 66202

Address Service Requested

Bee-Bee-Que
Sunday, July 19th

The Northeastern Kansas Beekeepers' Association

Membership is open to anyone who is interested in bees or bee culture. Dues are \$15.00 per calendar year (December 31-December 31) for the first in the family joining. Those joining in July or later in the year may pay \$7.50 for ½ year. Additional members of that family wanting voting privileges shall be assessed dues at \$1.00 per year. Youth memberships (18 years of age and younger) are \$7.50 per year. New memberships and renewals should be submitted to the treasurer.

The *Bee Buzz*er is the official publication of the Northeastern Kansas Beekeepers' Association, Inc. and is published monthly. Commercial ads are accepted in the newsletter for a fee, non-commercial ads by paid up members are accepted and are free.

The library of the association is free to all members. Books may be checked out at the meetings and kept for a period of 30 days. The bee publications, *The American Bee Journal* and *Bee Culture* can be subscribed for through the treasurer.

The Association meets each month on the third Monday at 7:00 p.m. except during the months of January, March, June and July. A beekeeping class is held in March. This is a nonprofit organization; elected officers serve without pay. Everyone is invited to attend the meeting. Check *The Buzz*er or our website at nekba.org each month for the actual date, time and location. If the weather is bad call an officer to find out if the meeting will be held.

2015 Officers

President: Andy Nowachek, 10921 W 91 st Terr, Shawnee Mission KS awn@everestkc.net	913-438-5397
1st VP: (youth scholarship) Christy Milroy, 23840 W 207, Spring Hill KS 66083 Christy.D.Milroy@sprint.com	913-707-2003
2nd VP (Librarian): Alex Pantos, 2920 Stubbs Rd., Tecumseh KS 66542 MarlenePantos@yahoo.com	785-633-6283
3rd VP (Honey Plants): Rose Lee, 1126 S 4 th St, Atchison, KS 66002 rlee5407@sbcglobal.net	913-367-6264
Secretary: Jo Patrick, 611 E Sheridan, Olathe KS 66061 brian-patrick@sbcglobal.net	913-829-2682
Treasurer: Robert Burns, 7601 W 54 th Terr., Shawnee Mission KS 66202 rburns@kc.rr.com	913-831-6096
Program Chairperson: Becky Tipton, 9491 X Rd., Meriden, KS 66512 bstbees@embarqmail.com	785-484-3710
Editor: Joli Winer, 19201 S. Clare Rd. Spring Hill KS 66083 joli@heartlandhoney.com	913-856-8356
Webmaster: Robert Burns, 7601 W 54 th Terr., Shawnee Mission KS 66202 rburns@kc.rr.com	913-831-6096

Visit our Website at **NEKBA.org**