



Standards

## Category 9 - Cash Management and Customer Status

For Standards MT November 2017

# Message Reference Guide

This reference guide contains the category 9 message text standards, including a detailed description of the scope, the format specifications, the rules, the guidelines, and the field specifications of each message type.

20 July 2017

# Table of Contents

Introduction.....	4
Overview.....	4
Changes.....	4
Volume Formatting Explanation.....	4
Category 9 Message Types.....	8
Euro - Impact on Category Message Standards.....	11
MT 900 Confirmation of Debit.....	12
MT 900 Scope.....	12
MT 900 Format Specifications.....	12
MT 900 Network Validated Rules.....	12
MT 900 Usage Rules.....	12
MT 900 Field Specifications.....	13
MT 900 Examples.....	18
MT 910 Confirmation of Credit.....	20
MT 910 Scope.....	20
MT 910 Format Specifications.....	20
MT 910 Network Validated Rules.....	20
MT 910 Usage Rules.....	20
MT 910 Field Specifications.....	21
MT 910 Examples.....	31
MT 920 Request Message.....	33
MT 920 Scope.....	33
MT 920 Format Specifications.....	33
MT 920 Network Validated Rules.....	33
MT 920 Usage Rules.....	34
MT 920 Field Specifications.....	34
MT 920 Examples.....	36
MT 935 Rate Change Advice.....	38
MT 935 Scope.....	38
MT 935 Format Specifications.....	38
MT 935 Network Validated Rules.....	38
MT 935 Field Specifications.....	39
MT 935 Examples.....	42
MT 940 Customer Statement Message.....	43
MT 940 Scope.....	43
MT 940 Format Specifications.....	43
MT 940 Network Validated Rules.....	44
MT 940 Usage Rules.....	44
MT 940 Field Specifications.....	44
MT 940 Examples.....	56
MT 941 Balance Report.....	62
MT 941 Scope.....	62
MT 941 Format Specifications.....	62
MT 941 Network Validated Rules.....	63
MT 941 Usage Rules.....	63
MT 941 Field Specifications.....	63
MT 941 Examples.....	70
MT 942 Interim Transaction Report.....	73
MT 942 Scope.....	73
MT 942 Format Specifications.....	73
MT 942 Network Validated Rules.....	74
MT 942 Usage Rules.....	74
MT 942 Field Specifications.....	75
MT 942 Examples.....	86
MT 950 Statement Message.....	89
MT 950 Scope.....	89

---

MT 950 Format Specifications .....	89
MT 950 Network Validated Rules .....	89
MT 950 Usage Rules .....	89
MT 950 Field Specifications .....	90
MT 950 Examples .....	98
MT 970 Netting Statement .....	102
MT 970 Scope .....	102
MT 970 Format Specifications .....	102
MT 970 Network Validated Rules .....	102
MT 970 Usage Rules .....	102
MT 970 Field Specifications .....	103
MT 970 Examples .....	111
MT 971 Netting Balance Report .....	112
MT 971 Scope .....	112
MT 971 Format Specifications .....	112
MT 971 Network Validated Rules .....	112
MT 971 Field Specifications .....	112
MT 971 Examples .....	114
MT 972 Netting Interim Statement .....	115
MT 972 Scope .....	115
MT 972 Format Specifications .....	115
MT 972 Network Validated Rules .....	115
MT 972 Usage Rules .....	115
MT 972 Field Specifications .....	116
MT 972 Examples .....	124
MT 973 Netting Request Message .....	125
MT 973 Scope .....	125
MT 973 Format Specifications .....	125
MT 973 Network Validated Rules .....	125
MT 973 Field Specifications .....	125
MT 973 Examples .....	126
MT 985 Status Enquiry .....	127
MT 985 Scope .....	127
MT 985 Format Specifications .....	127
MT 985 Network Validated Rules .....	127
MT 985 Field Specifications .....	127
MT 985 Examples .....	129
MT 986 Status Report .....	131
MT 986 Scope .....	131
MT 986 Format Specifications .....	131
MT 986 Network Validated Rules .....	131
MT 986 Field Specifications .....	131
MT 986 Examples .....	133
MT 990 Advice of Charges, Interest and Other Adjustments .....	134
MT 991 Request for Payment of Charges, Interest and Other Expenses .....	135
MT 992 Request for Cancellation .....	136
MT 995 Queries .....	137
MT 996 Answers .....	138
MT 998 Proprietary Message .....	139
MT 999 Free Format Message .....	140
Glossary of Terms .....	141
Legal Notices .....	143

## Introduction

### Overview

Category 9 consists of five types of messages exchanged between financial institutions, either on behalf of themselves, other financial institutions, or customers. These are:

1. balance reporting messages, which provide both cash management and nostro reconciliation information (balance and transaction details).
2. an interest rate change(s) message, which provides a means of advising interest rate change(s) to the Receiver of the message.
3. netting messages (sent between financial institutions and netting systems), which enable financial institutions to receive balances and details about transactions which are included in the netting process.
4. status messages, which provide a mechanism for requesting and responding to business-related information about customers or institutions.
5. bilateral key exchange messages, which enable financial institutions to request, exchange and cancel authenticator keys with other financial institutions.

### Changes

Category 9 - Cash Management and Customer Status is not impacted by the November 2017 Standards Release.

SWIFT continually applies editorial enhancements to its documentation to improve quality and ensure consistency. These changes are not published but are controlled in order to ensure that they have no impact on FIN validation.

**IMPORTANT:** This volume contains information effective as of the November 2017 Standards Release. Therefore the 22 July 2016 edition of the Standards MT User Handbook volumes remains effective until November 2017.

### Volume Formatting Explanation

This volume of the Standards User Handbook set contains general information about the category and a detailed description of each message type which is currently available for use. For each message type, the following information is provided:

#### Message Type Scope

The scope specifies the Sender and Receiver of the message and provides an explanation on how the message is used. In some messages, an example of the message flow is also provided.

#### Message Type Format Specifications

The format specifications are the rules for the layout of the message type. This information is provided in table form with the following information:

**MT nnn (Message Type Name)**

Status	Tag	Field Name	Content/Options	No.
M	20	Transaction Reference Number	16x	1
M	21	Related Reference	16x	2
<b>Mandatory Sequence A (Sequence Name)</b>				
M	25	Account Identification	35x	3
M	32a	Value Date, Currency Code, Amount	C or D	4
-----> <b>Optional Repetitive Sequence B (Sequence Name)</b>				
O	52a	Ordering Institution	A or D	5
M	71B	Details of Charges	6*35x	6
O	72	Sender to Receiver Information	6*35x	7
-----				
M = Mandatory O = Optional - Network Validated Rules may apply				

- **MT nnn (Message Type Name)** provides the message type number and name
- **Status** indicates if the field is
  - **M** = Mandatory
  - **O** = Optional - Network Validated Rules may apply

The status **M** for fields in optional (sub)sequences means that the field must be present if the (sub)sequence is present and is otherwise not allowed.

- **Tag** is the field identification.
- **Field Name** is the detailed name of the field tag, for this message type.
- **Content/Options** provides permitted field length and characteristics. For information concerning field structure, notation and character restrictions, see the *Standards MT General Information*.
- **No.** identifies the number of the field in the Field Specifications for the message type.

Some messages are separated into sequences of fields, as shown above. An arrow indicates that a sequence of fields may be repeated.

## MT Network Validated Rules

Network validated rules are validated on the network, that is, rules for which an error code is defined. Rules specified in this section affect more than one field in the message, placing a **condition** on one of the fields specified. They are identified as **Cn**, or conditional rules.

## MT Usage Rules

Usage rules are not validated on the network, that is, rules for which no error code is defined, but are nevertheless mandatory for the correct usage of the message. Rules specified in this section

affect more than one field in the message, or more than one SWIFT message.

## MT Guidelines

Guidelines are not validated on the network and are not mandatory for the correct usage of the message. They concern good practices. Guidelines specified in this section affect more than one field in the message, or more than one SWIFT message.

## MT Field Specifications

The rules for the use of each field in the message are specified in this section. Each field is identified by its index number (as shown in the **No.** column of the MT Format Specifications), field tag and detailed field name, followed by a description of the field, which may contain some or all of the following:

- **FORMAT** specifies the field formats which are allowed for the field.
- **PRESENCE** indicates if the field is mandatory, optional or conditional in its sequence.
- **DEFINITION** specifies the definition of the field in the message type.
- **CODES** lists all codes available for use in the field. If there is more than one subfield for which codes are defined, each separate code list will be identified with a **CODES** heading. When a list of codes is validated by the network, the error code will be specified.
- **NETWORK VALIDATED RULES** specifies rules that are validated on the network, that is, rules for which an error code is defined. Generally, rules specified in this section affect only the field in which they appear. In some cases, rules which are validated at the message level, that is, rules which affect more than one field, are repeated in this section. This is the case when the rule does not affect the presence of the field, but information within several fields, for example, a currency which must be the same for more than one field in the message.
- **USAGE RULES** specifies rules that are not validated on the network, that is, rules for which no error code is defined, but are nevertheless mandatory for the correct usage of the field. Rules specified in this section affect only the field in which they appear.
- **MARKET PRACTICE RULES** specifies rules published by the Payments Market Practice Group (PMPG). It informs the reader of the existence of a global market practice document on the business process in which the concerned field is used. The absence of a market practice rule notation does not mean that no market practices exist for the concerned field. The presence of a market practice rule is merely an indicator of a known market practice. Furthermore, readers should be aware that in addition to global market practices there may also be country specific requirements that should be considered when using the field. For more details on PMPG market practice documentation, refer to **[www.pmpg.info](http://www.pmpg.info)**.
- **EXAMPLES** provides one or more examples of the field as it will be formatted/used.

## MT Mapping

MT mapping provides an explanation of how to map the fields of the message into another SWIFT message, either of the same or a different message type.

## MT Examples

Examples are provided to illustrate the correct use of a message. Examples always include the following information:

- **Narrative** provides a brief description of a transaction
- **Information Flow** illustrates the relationships between the parties involved in the message. An explanation of the flow diagram can be found in the *Standards MT General Information*.
- **SWIFT Format** provides the message using the defined SWIFT format, and providing an explanation, where necessary, of the fields which have been used.

## Category 9 Message Types

The following table lists all message types defined in category 9.

For each message type, there is a short description, an indicator whether the message type is signed (Y or N), the maximum message length on input (2,000 or 10,000 characters), whether the use of the message requires registration with SWIFT for use in a message user group (Y or N), and whether value date ordering (VDO) can be requested for the message (Y/N). Value date ordering criteria are described in the *Standards MT General Information*.

MT	MT Name	Purpose	Signed <sup>(1)</sup>	Max. Length	MUG	VDO
900	Confirmation of Debit	Advises an account owner of a debit to its account	N	2,000	N	N
910	Confirmation of Credit	Advises an account owner of a credit to its account	N	2,000	N	Y
920	Request Message	Requests the account servicing institution to send an MT 940, 941, 942 or 950	N	2,000	N	N
935	Rate Change Advice	Advises the Receiver of general rate change(s) and/or rate change(s) which applies to a specific account other than a call/notice loan/deposit account	N	2,000	N	N
940	Customer Statement Message	Provides balance and transaction details of an account to a financial institution on behalf of the account owner	N	2,000	N	N
941	Balance Report	Provides balance information of an account to a financial institution on behalf of the account owner	N	2,000	N	N
942	Interim Transaction Report	Provides balance and transaction details of an account, for a specified period of time, to a financial institution on behalf of the account owner	N	2,000	N	N
950	Statement Message	Provides balance and transaction details of an account to the account owner	N	2,000	N	N
970	Netting Statement	Provides balance and transaction details of a netting position as recorded by a netting system	N	2,000	N	N



MT	MT Name	Purpose	Signed <sup>(1)</sup>	Max. Length	MUG	VDO
971	Netting Balance Report	Provides balance information for specified netting position(s)	N	2,000	N	N
972	Netting Interim Statement	Advises interim balance and transaction details of a netting position as recorded by a netting system	N	2,000	N	N
973	Netting Request Message	Requests an MT 971 or 972 containing the latest available information	N	2,000	N	N
985	Status Enquiry	Requests an MT 986	N	2,000	N	N
986	Status Report	Provides business related information about a customer or institution	N	2,000	N	N
990	Advice of Charges, Interest and Other Adjustments	Advises an account owner of charges, interest or other adjustments to its account	N	2,000	N	N
991	Request for Payment of Charges, Interest and Other Expenses	Requests payment of charges, interest or other expenses	N	2,000	N	N
992	Request for Cancellation	Requests the Receiver to consider cancellation of the message identified in the request	N	2,000	N	N
995	Queries	Requests information relating to a previous message or amendment to a previous message	N	2,000	N	N
996	Answers	Responds to an MT 995 Queries or MT 992 Request for Cancellation or other messages where no specific message type has been provided for the response	N	2,000	N	N
998	Proprietary Message	Contains formats defined and agreed to between users and for those messages not yet live	N	10,000	N	N
999	Free Format Message	Contains information for which no other message type has been defined	N	2,000	N	N

(1) A Relationship Management Application (RMA) authorisation is required in order to sign a message.

**Note:** A Message User Group (MUG), for the purposes of this book, is a group of users who have voluntarily agreed to support the specified message type and have registered with SWIFT to send or receive the specified message type. These messages are indicated in the preceding table in the column MUG.

Registration is free of charge. To register to use one or more message types, submit a registration request (**Order Message User Group**) through the forms available on [www.swift.com](http://www.swift.com) > Ordering & Support > Ordering > Order Products and Services > Message User Group (MUG).

To withdraw from a MUG, use the **Terminate your MUG subscription** request. These forms are available at [www.swift.com](http://www.swift.com) > Ordering & Support > Ordering > Terminate and deactivate > Message User Group (MUG).

To get the list of other members of a particular MUG, send an MT 999 to the Customer Implementation team (SWHQBEBCOS).

# Euro - Impact on Category Message Standards

See the *Standards MT General Information* for full details of the Euro-Related Information (ERI) and the impact on Standards MT message types.

## MT 900 Confirmation of Debit

### MT 900 Scope

This message type is:

- sent by an account servicing institution to an account owner.
- sent by an account servicing institution to a party authorised by the account owner to receive the information.
- sent by a concentrating financial institution to an account owner or a party authorised by the account owner to receive the information.

It is used to notify the account owner of an entry which has been debited to its account. The entry will be further confirmed by statement.

For use of messages in the corporate to bank environment, see the MT message implementation guide for corporate customers available on [www.swift.com](http://www.swift.com).

### MT 900 Format Specifications

#### MT 900 Confirmation of Debit

Status	Tag	Field Name	Content/Options	No.
M	20	Transaction Reference Number	16x	1
M	21	Related Reference	16x	2
M	25a	Account Identification	No letter option or P	3
O	13D	Date/Time Indication	6!n4!n1!x4!n	4
M	32A	Value Date, Currency Code, Amount	6!n3!a15d	5
O	52a	Ordering Institution	A or D	6
O	72	Sender to Receiver Information	6*35x	7
M = Mandatory, O = Optional - Network Validated Rules may apply				

### MT 900 Network Validated Rules

There are no network validated rules for this message type.

### MT 900 Usage Rules

- This message type is not normally sent if statements for the account are frequently transmitted.
- This message type does not normally result in any bookings. It is a confirmation to the Receiver (account owner) of a debit to its account.

---

# MT 900 Field Specifications

## 1. Field 20: Transaction Reference Number

### FORMAT

16x

### PRESENCE

Mandatory

### DEFINITION

This field specifies the reference assigned by the Sender to unambiguously identify the message.

### NETWORK VALIDATED RULES

This field must not start or end with a slash '/' and must not contain two consecutive slashes '/' (Error code(s): T26).

## 2. Field 21: Related Reference

### FORMAT

16x

### PRESENCE

Mandatory

### DEFINITION

This field contains the reference number of the transaction which resulted in this message, for example, the field 20 Transaction Reference Number of the SWIFT payment instruction.

### NETWORK VALIDATED RULES

This field must not start or end with a slash '/' and must not contain two consecutive slashes '/' (Error code(s): T26).

## 3. Field 25a: Account Identification

### FORMAT

No letter option	35x	(Account)
Option P	35x	(Account)
	4!a2!a2!c[3!c]	(Identifier Code)

## PRESENCE

Mandatory

## DEFINITION

This field identifies the account which has been debited and optionally the identifier code of the account owner.

## NETWORK VALIDATED RULES

Identifier Code must be a registered BIC (Error code(s): T27,T28,T29,T45).

## USAGE RULES

Option P must only be used if the Receiver of the message is not the account owner.

## 4. Field 13D: Date/Time Indication

### FORMAT

Option D                      6!n4!n1!x4!n                      (Date)(Time)(Sign)(Offset)

### PRESENCE

Optional

### DEFINITION

This field indicates the date, time and time zone when the entry is posted to the account, in the books of the account servicing institution.

### CODES

One of the following codes must be used in Sign (Error code(s): T15):

+	Plus	The + sign.
-	Minus	The - sign.

### NETWORK VALIDATED RULES

Date must be a valid date expressed as YYMMDD (Error code(s): T50).

Time must be a valid time expressed as HHMM (Error code(s): T38).

Time offset is expressed as 'HHMM', where the hour component, that is, 'HH', must be in the range of 00 through 13, and the minute component, that is, 'MM' must be in the range of 00 through 59. Any 'HH' or 'MM' component outside of these range checks will be disallowed (Error code(s): T16).

### USAGE RULES

The time zone in which Time is expressed is to be identified by means of the offset against the UTC (Coordinated Universal Time - ISO 8601).

**EXAMPLE**

If a financial institution in New Zealand posted the entry to the account at 15.15 PM local time on 08 January 2014, Date/Time Indication field would be completed as follows:

```
:13D:1401081515+1300
```

where 140108 is the date, 1515 is the local time in New Zealand and +1300 is the offset of local New Zealand time in January against UTC.

Offsets of local time zones against UTC are published in the BIC Directory download file (TZ\*\*\*.txt file), which is available on [www.swiftrefdata.com](http://www.swiftrefdata.com).

**5. Field 32A: Value Date, Currency Code, Amount****FORMAT**

Option A	6!n3!a15d	(Date)(Currency)(Amount)
----------	-----------	--------------------------

**PRESENCE**

Mandatory

**DEFINITION**

This field specifies the value date, currency code and amount of the debit.

**NETWORK VALIDATED RULES**

Date must be a valid date expressed as YYMMDD (Error code(s): T50).

Currency must be a valid ISO 4217 currency code (Error code(s): T52).

The integer part of Amount must contain at least one digit. The decimal comma ',' is mandatory and is included in the maximum length. The number of digits following the comma must not exceed the maximum number allowed for that specific currency as specified in ISO 4217 (Error code(s): C03,T40,T43).

**6. Field 52a: Ordering Institution****FORMAT**

Option A	[/1!a]/[34x] 4!a2!a2!c[3!c]	(Party Identifier) (Identifier Code)
Option D	[/1!a]/[34x] 4*35x	(Party Identifier) (Name and Address)

**PRESENCE**

Optional

## DEFINITION

This field identifies the institution which instructed the Sender to execute the transaction resulting in this debit, when other than the Receiver.

## CODES

In option A, Party Identifier may be used to indicate a national clearing system code.

The following codes may be used, preceded by a double slash '//':

AT	5!n	Austrian Bankleitzahl
AU	6!n	Australian Bank State Branch (BSB) Code
BL	8!n	German Bankleitzahl
CC	9!n	Canadian Payments Association Payment Routing Number
CN	12..14n	China National Advanced Payment System (CNAPS) Code
ES	8..9n	Spanish Domestic Interbanking Code
FW	without 9 digit code	Pay by Fedwire
GR	7!n	HEBIC (Hellenic Bank Identification Code)
HK	3!n	Bank Code of Hong Kong
IE	6!n	Irish National Clearing Code (NSC)
IN	11!c	Indian Financial System Code (IFSC)
IT	10!n	Italian Domestic Identification Code
PL	8!n	Polish National Clearing Code (KNR)
PT	8!n	Portuguese National Clearing Code
SC	6!n	UK Domestic Sort Code

## CODES

In option D, Party Identifier may be used to indicate a national clearing system code.

The following codes may be used, preceded by a double slash '//':

AT	5!n	Austrian Bankleitzahl
AU	6!n	Australian Bank State Branch (BSB) Code
BL	8!n	German Bankleitzahl
CC	9!n	Canadian Payments Association Payment Routing Number
CH	6!n	CHIPS Universal Identifier
CN	12..14n	China National Advanced Payment System (CNAPS) Code
CP	4!n	CHIPS Participant Identifier
ES	8..9n	Spanish Domestic Interbanking Code
FW	9!n	Fedwire Routing Number



GR	7!n	HEBIC (Hellenic Bank Identification Code)
HK	3!n	Bank Code of Hong Kong
IE	6!n	Irish National Clearing Code (NSC)
IN	11!c	Indian Financial System Code (IFSC)
IT	10!n	Italian Domestic Identification Code
PL	8!n	Polish National Clearing Code (KNR)
PT	8!n	Portuguese National Clearing Code
RU	9!n	Russian Central Bank Identification Code
SC	6!n	UK Domestic Sort Code
SW	3..5n	Swiss Clearing Code (BC code)
SW	6!n	Swiss Clearing Code (SIC code)

#### NETWORK VALIDATED RULES

Identifier Code must be a registered financial institution BIC (Error code(s): T27,T28,T29,T45).

Identifier Code must be a financial institution BIC. This error code applies to all types of BICs referenced in a FIN message including connected BICs, non-connected BICs, Masters, Synonyms, Live destinations and Test & Training destinations (Error code(s): C05).

#### USAGE RULES

The coded information contained in field 52a must be meaningful to the Receiver of the message.

Option A is the preferred option.

Option D should only be used when the ordering financial institution has no BIC.

## 7. Field 72: Sender to Receiver Information

#### FORMAT

6\*35x (Narrative)

In addition to narrative text, structured text with the following line formats may be used:

Line 1	/8c/[additional information]	(Code)(Narrative)
Lines 2-6	[//continuation of additional information]	(Narrative)
	or	or
	/8c/[additional information]]	(Code)(Narrative)

#### PRESENCE

Optional

**DEFINITION**

This field contains additional information for the Receiver.

**USAGE RULES**

This field may contain information only (that is, no instructions may be included).

The structured format may be used for bilaterally agreed codes.

Additional explanatory information, which may be continued on the next lines, is preceded by a double slash '//'.  
 //

This field may contain ERI to transport dual currencies, as explained in the chapter "Euro-Related Information (ERI)" in the *Standards MT General Information*.

In order to comply with the EC-directive on cross border credit transfers, the optional code word EXCH may be used to transport an exchange rate. In line with ERI, the code word EXCH is placed between slashes, followed by the exchange rate, format 12d, and terminated with another slash.

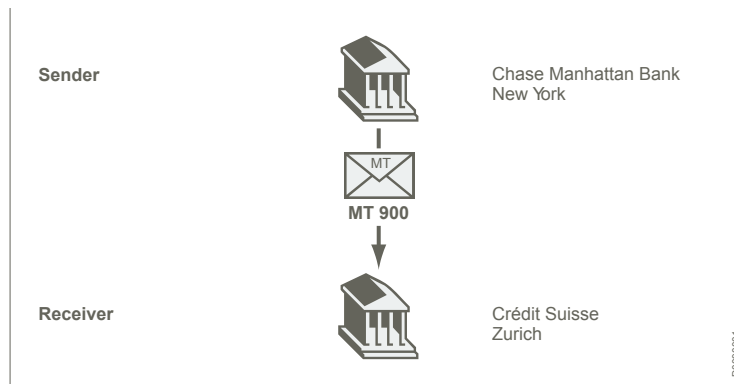
## MT 900 Examples

**Narrative**

Value 23 January 2009, Crédit Suisse, Zürich, requests Chase Manhattan Bank, New York, to pay US dollars 233,530 to Berliner Bank, Berlin, under reference 5482ABC.

Chase sends the following confirmation to Crédit Suisse:

**Information Flow**



**SWIFT Message**

Explanation	Format
Sender	CHASUS33
Message Type	900
Receiver	CRESCHZZ
Message Text	

---

---

Explanation	Format
Transaction Reference Number	:20:C11126A1378
Related Reference	:21:5482ABC
Account Identification <sup>(1)</sup>	:25:9-9876543
Value Date, Currency Code, Amount	:32A:090123USD233530,
End of Message Text/Trailer	

(1) *The number of the account that has been debited.*

## MT 910 Confirmation of Credit

### MT 910 Scope

This message is:

- sent by an account servicing institution to an account owner.
- sent by an account servicing institution to a party authorised by the account owner to receive the information.
- sent by a concentrating financial institution to an account owner or a party authorised by the account owner to receive the information.

It is used to notify the account owner of an entry which has been credited to its account. The entry will be further confirmed by statement.

For use of messages in the corporate to bank environment, see the MT message implementation guide for corporate customers available on [www.swift.com](http://www.swift.com).

### MT 910 Format Specifications

#### MT 910 Confirmation of Credit

Status	Tag	Field Name	Content/Options	No.
M	20	Transaction Reference Number	16x	1
M	21	Related Reference	16x	2
M	25a	Account Identification	No letter option or P	3
O	13D	Date/Time Indication	6!n4!n1!x4!n	4
M	32A	Value Date, Currency Code, Amount	6!n3!a15d	5
O	50a	Ordering Customer	A, F, or K	6
O	52a	Ordering Institution	A or D	7
O	56a	Intermediary	A or D	8
O	72	Sender to Receiver Information	6*35x	9
M = Mandatory, O = Optional - Network Validated Rules may apply				

### MT 910 Network Validated Rules

**C1** Either field 50a or field 52a must be present (Error code(s): C06).

### MT 910 Usage Rules

- This message type is not normally sent if statements for the account are frequently transmitted.

- This message type does not normally result in any bookings. It is a confirmation to the Receiver (account owner) of a credit to its account.
- Where a correspondent bank has received a cover payment and sends a confirmation of credit (MT 910) to the Beneficiary Bank, the reference from field 21 of the inward payment message must be passed on unchanged in field 21 of the MT 910 message.

## MT 910 Field Specifications

### 1. Field 20: Transaction Reference Number

#### FORMAT

16x

#### PRESENCE

Mandatory

#### DEFINITION

This field specifies the reference assigned by the Sender to unambiguously identify the message.

#### NETWORK VALIDATED RULES

This field must not start or end with a slash '/' and must not contain two consecutive slashes '/' (Error code(s): T26).

### 2. Field 21: Related Reference

#### FORMAT

16x

#### PRESENCE

Mandatory

#### DEFINITION

This field contains the reference for the account owner (Receiver), for example, field 21, from the SWIFT message which resulted in this credit.

#### NETWORK VALIDATED RULES

This field must not start or end with a slash '/' and must not contain two consecutive slashes '/' (Error code(s): T26).

#### USAGE RULES

This reference must be copied unchanged from the inward message that caused the credit on the account, for example, field 20 of a received MT 103, or field 21 of the MT 202 (or MT 205) or MT

202 COV (or MT 205 COV) must be copied unchanged to this field.

### 3. Field 25a: Account Identification

#### FORMAT

No letter option	35x	(Account)
Option P	35x	(Account)
	4!a2!a2!c[3!c]	(Identifier Code)

#### PRESENCE

Mandatory

#### DEFINITION

This field identifies the account which has been credited and optionally the identifier code of the account owner.

#### NETWORK VALIDATED RULES

Identifier Code must be a registered BIC (Error code(s): T27,T28,T29,T45).

#### USAGE RULES

Option P must only be used if the Receiver of the message is not the account owner.

### 4. Field 13D: Date/Time Indication

#### FORMAT

Option D	6!n4!n1!x4!n	(Date)(Time)(Sign)(Offset)
----------	--------------	----------------------------

#### PRESENCE

Optional

#### DEFINITION

This field indicates the date, time and time zone when the entry is posted to the account, in the books of the account servicing institution.

#### CODES

One of the following codes must be used in Sign (Error code(s): T15):

+	Plus	The + sign.
-	Minus	The - sign.

#### NETWORK VALIDATED RULES

Date must be a valid date expressed as YYMMDD (Error code(s): T50).

Time must be a valid time expressed as HHMM (Error code(s): T38).

Time offset is expressed as 'HHMM', where the hour component, that is, 'HH', must be in the range of 00 through 13, and the minute component, that is, 'MM' must be in the range of 00 through 59. Any 'HH' or 'MM' component outside of these range checks will be disallowed (Error code(s): T16).

#### USAGE RULES

The time zone in which Time is expressed is to be identified by means of the offset against the UTC (Coordinated Universal Time - ISO 8601).

#### EXAMPLE

If a financial institution in New Zealand posted the entry to the account at 15.15 PM local time on 08 January 2014, Date/Time Indication field would be completed as follows:

```
:13D:1401081515+1300
```

where 140108 is the date, 1515 is the local time in New Zealand and +1300 is the offset of local New Zealand time in January against UTC.

Offsets of local time zones against UTC are published in the BIC Directory download file (TZ\*\*\*.txt file), which is available on [www.swiftrefdata.com](http://www.swiftrefdata.com).

## 5. Field 32A: Value Date, Currency Code, Amount

#### FORMAT

Option A                      6!n3!a15d                      (Date)(Currency)(Amount)

#### PRESENCE

Mandatory

#### DEFINITION

This field specifies the value date, currency code and amount of the credit.

#### NETWORK VALIDATED RULES

Date must be a valid date expressed as YYMMDD (Error code(s): T50).

Currency must be a valid ISO 4217 currency code (Error code(s): T52).

The integer part of Amount must contain at least one digit. The decimal comma ',' is mandatory and is included in the maximum length. The number of digits following the comma must not exceed the maximum number allowed for that specific currency as specified in ISO 4217 (Error code(s): C03,T40,T43).

## 6. Field 50a: Ordering Customer

### FORMAT

Option A	[/34x] 4!a2!a2!c[3!c]	(Account) (Identifier Code)
Option F	35x 4*35x	(Party Identifier) (Name and Address)
Option K	[/34x] 4*35x	(Account) (Name and Address)

In option F, the following line formats must be used (Error code(s): T54):

Line 1 (subfield Party Identifier)	/34x	(Account)
Lines 2-5 (subfield Name and Address)	1!n/33x	(Number)(Details)

Or

Line 1 (subfield Party Identifier)	4!a/2!a/27x	(Code)(Country Code)(Identifier)
Lines 2-5 (subfield Name and Address)	1!n/33x	(Number)(Details)

### PRESENCE

Conditional (see rule C1)

### DEFINITION

This field identifies the customer or financial institution (from a Category 1 Payment), which originated the transaction resulting in this credit.

### CODES

In option F, when Party Identifier is used with the (Code)(Country Code)(Identifier) format, one of the following codes must be used in Code (Error code(s): T55):

ARNU	Alien Registration Number	The code followed by a slash, '/' must be followed by the ISO country code, a slash, '/' and the Alien Registration Number.
CCPT	Passport Number	The code followed by a slash, '/' must be followed by the ISO country code, a slash, '/' and the Passport Number.
CUST	Customer Identification Number	The code followed by a slash, '/' must be followed by the ISO country code of the issuer of the number, a slash, '/', the issuer of the number, a slash, '/' and the Customer Identification Number.
DRLC	Driver's Licence Number	The code followed by a slash, '/' must be followed by the ISO country code of the issuing authority, a slash, '/', the issuing authority, a slash, '/' and the Driver's Licence Number.



EMPL	Employer Number	The code followed by a slash, '/' must be followed by the ISO country code of the registration authority, a slash, '/', the registration authority, a slash, '/' and the Employer Number.
NIDN	National Identity Number	The code followed by a slash, '/' must be followed by the ISO country code, a slash, '/' and the National Identity Number.
SOSE	Social Security Number	The code followed by a slash, '/' must be followed by the ISO country code, a slash, '/' and the Social Security Number.
TXID	Tax Identification Number	The code followed by a slash, '/' must be followed by the ISO country code, a slash, '/' and the Tax Identification Number.

## CODES

In option F, Number must contain one of the following values (Error code(s): T56):

1	Name of Ordering Customer	The number followed by a slash, '/' must be followed by the name of the ordering customer.
2	Address Line	The number followed by a slash, '/' must be followed by an address line (Address Line can be used to provide, for example, street name and number, or building name).
3	Country and Town	The first occurrence of number 3 must be followed by a slash, '/', the ISO country code and, optionally, additional details that are preceded by a slash '/'. Other occurrences of number 3 must be followed by a slash '/' and the continuation of additional details. Additional details can contain town, which can be complemented by postal code (for example zip) and country subdivision (for example state, province, or county). The country code and town should, preferably, indicate the country and town of residence.
4	Date of Birth	The number followed by a slash, '/' must be followed by the date of birth in the YYYYMMDD format.
5	Place of Birth	The number followed by a slash, '/' must be followed by the ISO country code, a slash '/' and the place of birth.
6	Customer Identification Number	The number followed by a slash, '/' must be followed by the ISO country code of the issuer of the number, a slash, '/', the issuer of the number, a slash, '/' and the customer identification number.
7	National Identity Number	The number followed by a slash, '/' must be followed by the ISO country code, a slash, '/' and the national identity number.
8	Additional Information	The number followed by a slash, '/' is followed by information that completes one of the following: <ul style="list-style-type: none"> <li>the identifier provided in subfield 1 (Party Identifier) used with the (Code)(Country Code)(Identifier) format.</li> <li>the customer identification number provided in subfield 2 (Name and Address) with number 6.</li> <li>the national identity number provided in subfield 2 (Name and Address) with number 7.</li> </ul>

## NETWORK VALIDATED RULES

Identifier Code must be a registered BIC (Error code(s): T27,T28,T29,T45).

In option F, subfield 1 (Party Identifier) used with the (Code)(Country Code)(Identifier) format: Country Code must be a valid ISO country code (Error code(s): T73).

In option F, subfield 2 (Name and Address):

- The first line must start with number 1 (Error code(s): T56).
- Numbers must appear in numerical order (Error code(s): T56).
- Number 2 must not be used without number 3 (Error code(s): T56).
- The first occurrence of number 3 must be followed by a valid ISO country code (Error code(s): T73).
- Number 4 must not be used without number 5 and vice versa (Error code(s): T56).
- Number 4 must be followed by a valid date in the format YYYYMMDD and this date, local to the sender, must not be later than the date on which the message is successfully sent to SWIFT (Error code(s): T50).
- Numbers 5, 6 and 7 must be followed by a valid ISO country code (Error code(s): T73), a slash '/' and additional Details (Error code(s): T56).
- Numbers 4, 5, 6, 7 and 8 must not be repeated (Error code(s): T56).
- The use of number 8 is only allowed in the following instances (Error code(s): T56):
  - to continue information on the Identifier of the ordering customer provided in subfield 1 (Party Identifier) used with the (Code)(Country Code)(Identifier) format.
  - to continue information on the Customer Identification Number provided in subfield 2 (Name and Address) following number 6.
  - to continue information on the National Identity Number provided in subfield 2 (Name and Address) following number 7.

## USAGE RULES

If the account number is known, it must be stated in Account.

When option A is used, this field can only contain a financial institution BIC if the message that caused the credit is a Category 1 message and a financial institution BIC was present in 50A Ordering Customer.

In option F, subfield 2 (Name and Address): Numbers 1, 2 and 3 may be repeated.

In option F, subfield 2 (Name and Address): if number 2 is present, the first occurrence of number 3 must include the town in additional details.

---

In option F, subfield 1 (Party Identifier) used with the (Code)(Country Code)(Identifier) format: if additional space is required for providing the Identifier of the ordering customer, one of the following options must be used:

1. First option (preferred): Identify the ordering customer with a different identifier where the length is not an issue.
2. Second option: Continue the information in subfield 2 (Name and Address) using number 8.

In option F, subfield 2 (Name and Address): if additional space is required for providing the Customer Identification Number (number 6) or the National Identity Number (number 7) of the ordering customer, one of the following options must be used:

1. First option (preferred): Identify the ordering customer with a different identifier where the length is not an issue.
2. Second option: Continue the information in subfield 2 (Name and Address) using number 8.

## EXAMPLE

### Option F - Example 1

```
:50F:/12345678
1/SMITH JOHN
2/299, PARK AVENUE
3/US/NEW YORK, NY 10017
```

### Option F - Example 2

```
:50F:/BE30001216371411
1/PHILIPS MARK
4/19720830
5/BE/BRUSSELS
```

### Option F - Example 3

```
:50F:DRLC/BE/BRUSSELS/NB0949042
1/DUPONT JACQUES
2/HIGH STREET 6, APT 6C
3/BE/BRUSSELS
```

### Option F - Example 4

```
:50F:NIDN/DE/121231234342
1/MANN GEORG
6/DE/ABC BANK/1234578293
```

### Option F - Example 5

```
:50F:CUST/DE/ABC BANK/123456789/8-123456
1/MANN GEORG
2/LOW STREET 7
3/DE/FRANKFURT
8/7890
```

*This means that the customer identification number of Mann Georg assigned by ABC Bank is 123456789/8-1234567890.*

## 7. Field 52a: Ordering Institution

### FORMAT

Option A	[/1!a]/[34x] 4!a2!a2!c[3!c]	(Party Identifier) (Identifier Code)
Option D	[/1!a]/[34x] 4*35x	(Party Identifier) (Name and Address)

### PRESENCE

Conditional (see rule C1)

### DEFINITION

This field identifies the financial institution which originated the transaction resulting in this credit. If field 50a is present, then this field identifies the financial institution of the ordering customer present in the original transaction that resulted in this credit.

### CODES

In option A, Party Identifier may be used to indicate a national clearing system code.

The following codes may be used, preceded by a double slash '//':

AT	5!n	Austrian Bankleitzahl
AU	6!n	Australian Bank State Branch (BSB) Code
BL	8!n	German Bankleitzahl
CC	9!n	Canadian Payments Association Payment Routing Number
CN	12..14n	China National Advanced Payment System (CNAPS) Code
ES	8..9n	Spanish Domestic Interbanking Code
FW	without 9 digit code	Pay by Fedwire
GR	7!n	HEBIC (Hellenic Bank Identification Code)
HK	3!n	Bank Code of Hong Kong
IE	6!n	Irish National Clearing Code (NSC)
IN	11!c	Indian Financial System Code (IFSC)
IT	10!n	Italian Domestic Identification Code
PL	8!n	Polish National Clearing Code (KNR)
PT	8!n	Portuguese National Clearing Code
SC	6!n	UK Domestic Sort Code

---



---

## CODES

In option D, Party Identifier may be used to indicate a national clearing system code.

The following codes may be used, preceded by a double slash '//':

AT	5!n	Austrian Bankleitzahl
AU	6!n	Australian Bank State Branch (BSB) Code
BL	8!n	German Bankleitzahl
CC	9!n	Canadian Payments Association Payment Routing Number
CH	6!n	CHIPS Universal Identifier
CN	12..14n	China National Advanced Payment System (CNAPS) Code
CP	4!n	CHIPS Participant Identifier
ES	8..9n	Spanish Domestic Interbanking Code
FW	9!n	Fedwire Routing Number
GR	7!n	HEBIC (Hellenic Bank Identification Code)
HK	3!n	Bank Code of Hong Kong
IE	6!n	Irish National Clearing Code (NSC)
IN	11!c	Indian Financial System Code (IFSC)
IT	10!n	Italian Domestic Identification Code
PL	8!n	Polish National Clearing Code (KNR)
PT	8!n	Portuguese National Clearing Code
RU	9!n	Russian Central Bank Identification Code
SC	6!n	UK Domestic Sort Code
SW	3..5n	Swiss Clearing Code (BC code)
SW	6!n	Swiss Clearing Code (SIC code)

## NETWORK VALIDATED RULES

Identifier Code must be a registered financial institution BIC (Error code(s): T27,T28,T29,T45).

Identifier Code must be a financial institution BIC. This error code applies to all types of BICs referenced in a FIN message including connected BICs, non-connected BICs, Masters, Synonyms, Live destinations and Test & Training destinations (Error code(s): C05).

## USAGE RULES

The coded information contained in field 52a must be meaningful to the Receiver of the message.

Option A is the preferred option.

Option D should only be used when the ordering financial institution has no BIC.

## 8. Field 56a: Intermediary

### FORMAT

Option A	[/1!a]/[34x] 4!a2!a2!c[3!c]	(Party Identifier) (Identifier Code)
Option D	[/1!a]/[34x] 4*35x	(Party Identifier) (Name and Address)

### PRESENCE

Optional

### DEFINITION

This field identifies the financial institution from which the Sender received the funds, when other than the ordering institution.

### NETWORK VALIDATED RULES

Identifier Code must be a registered financial institution BIC (Error code(s): T27,T28,T29,T45).

Identifier Code must be a financial institution BIC. This error code applies to all types of BICs referenced in a FIN message including connected BICs, non-connected BICs, Masters, Synonyms, Live destinations and Test & Training destinations (Error code(s): C05).

## 9. Field 72: Sender to Receiver Information

### FORMAT

6\*35x (Narrative)

In addition to narrative text, structured text with the following line formats may be used:

Line 1	/8c/[additional information]	(Code)(Narrative)
Lines 2-6	[//continuation of additional information] or /8c/[additional information]]	(Narrative) or (Code)(Narrative)

### PRESENCE

Optional

### DEFINITION

This field contains additional information for the Receiver.

### USAGE RULES

This field may contain information only, that is, no instructions may be included.

The structured format may be used for bilaterally agreed codes.

Additional explanatory information, which may be continued on the next lines, is preceded by a double slash '//'.  
 This field may contain ERI to transport dual currencies, as explained in the chapter "Euro-Related Information (ERI)" in the *Standards MT General Information*.

In order to comply with the EC-directive on cross border credit transfers, the optional code word EXCH may be used to transport an exchange rate. In line with ERI, the code word EXCH is placed between slashes, followed by the exchange rate, format 12d, and terminated with another slash.

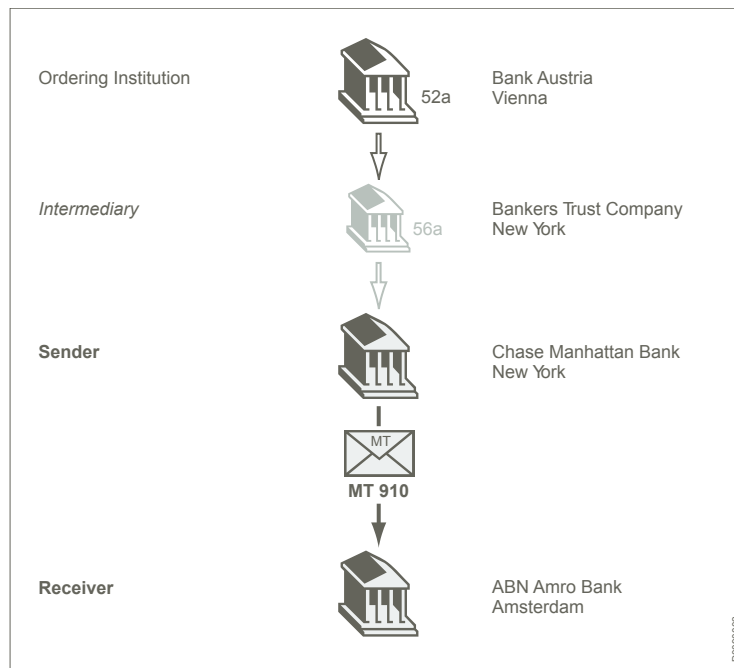
## MT 910 Examples

### Narrative

Chase Manhattan Bank, New York, informs ABN Amro Bank, Amsterdam, of a credit to its account number 6-9412771, by order of Bank Austria, Vienna. The value date of the credit is 23 January 2014, for US dollars 500,000, and is received from Bankers Trust Company, New York.

Chase Manhattan sends the following confirmation to ABN Amro:

### Information Flow



### SWIFT Message

Explanation	Format
Sender	CHASUS33
Message Type	910
Receiver	ABNANL2A
Message Text	

Explanation	Format
Transaction Reference Number	:20:C11126C9224
Related Reference	:21:494936/DEV
Account Identification <sup>(1)</sup>	:25:6-9412771
Date/Time Indication	:13D:1401231426+0100
Value Date, Currency Code, Amount	:32A:140123USD500000,
Ordering Institution	:52A:BKAUATWW
Intermediary	:56A:BKTRUS33
End of Message Text/Trailer	

(1) *The number of the account that has been credited.*



## MT 920 Request Message

**Note:** As this message may require the implementation of special procedures, its use is governed by bilateral agreements between correspondents.

### MT 920 Scope

This multiple message is sent by an account owner, or a financial institution (concentrating institution) acting on behalf of an account owner, to an account servicing institution.

It is used to request the account servicing institution to transmit one or more MT 940 Customer Statement(s), MT 941 Balance Report(s), MT 942 Interim Transaction Report(s), or MT 950 Statement Message(s) containing the latest information available for the account(s) identified in the message.

### MT 920 Format Specifications

#### MT 920 Request Message

Status	Tag	Field Name	Content/Options	No.
M	20	Transaction Reference Number	16x	1
----->				
M	12	Message Requested	3!n	2
M	25	Account Identification	35x	3
O	34F	Debit/(Debit and Credit) Floor Limit Indicator	3!a[1!a]15d	4
O	34F	Credit Floor Limit Indicator	3!a[1!a]15d	5
-----				
M = Mandatory, O = Optional - Network Validated Rules may apply				

### MT 920 Network Validated Rules

- C1** If field 12 contains the value '942', at least field 34F Debit/(Debit and Credit) Floor Limit Indicator must be present in the same repetitive sequence (Error code(s): C22).
- C2** Within each repetitive sequence, when only one field 34F is present, the second subfield must not be used. When both fields 34F are present, subfield 2 of the first 34F must contain the value 'D', and subfield 2 of the second 34F must contain the value 'C' (Error code(s): C23).
- C3** The currency code must be the same for each occurrence of field 34F within each repetitive sequence (Error code(s): C40).

## MT 920 Usage Rules

This message should only be used if the account owner(s) have authorised the financial institutions to transmit such information and according to agreed criteria.

## MT 920 Field Specifications

### 1. Field 20: Transaction Reference Number

#### FORMAT

16x

#### PRESENCE

Mandatory

#### DEFINITION

This field specifies the reference assigned by the Sender to unambiguously identify the message.

#### NETWORK VALIDATED RULES

This field must not start or end with a slash '/' and must not contain two consecutive slashes '//'  
(Error code(s): T26).

### 2. Field 12: Message Requested

#### FORMAT

3!n

#### PRESENCE

Mandatory

#### DEFINITION

This field identifies the message type which is being requested.

#### CODES

This field must contain one of the following message type numbers (Error code(s): T88):

940	Customer Statement
941	Balance Report
942	Interim Transaction Report
950	Statement Message

---

### 3. Field 25: Account Identification

**FORMAT**

35x

**PRESENCE**

Mandatory

**DEFINITION**

This field identifies the account for which the information is requested.

### 4. Field 34F: Debit/(Debit and Credit) Floor Limit Indicator

**FORMAT**

Option F                    3!a[1!a]15d                    (Currency)(D/C Mark)(Amount)

**PRESENCE**

Conditional (see rule C1)

**DEFINITION**

This field specifies the minimum value (transaction amount) to be reported on the requested message.

**CODES**

When D/C Mark is present, it must contain the following code (Error code(s): T51):

D	Debit	Debit floor limit.
---	-------	--------------------

**NETWORK VALIDATED RULES**

Currency must be a valid ISO 4217 currency code (Error code(s): T52).

The integer part of Amount must contain at least one digit. The decimal comma ',' is mandatory and is included in the maximum length. The number of digits following the comma must not exceed the maximum number allowed for the specified currency (Error code(s): C03,T40,T43).

**USAGE RULES**

When field 34F Debit/(Debit and Credit) Floor Limit Indicator is present without field 34F Credit Floor Limit Indicator, the floor limit applies to both debit and credit amounts. When different limits apply, both fields 34F must be present.

## 5. Field 34F: Credit Floor Limit Indicator

### FORMAT

Option F                      3!a[1!a]15d                      (Currency)(D/C Mark)(Amount)

### PRESENCE

Conditional (see rule C2)

### DEFINITION

This field specifies the minimum value (transaction amount) to be reported on the requested message.

### CODES

D/C Mark must contain the following code (Error code(s): T51):

C	Credit	Credit floor limit.
---	--------	---------------------

### NETWORK VALIDATED RULES

Currency must be a valid ISO 4217 currency code (Error code(s): T52).

The integer part of Amount must contain at least one digit. The decimal comma ',' is mandatory and is included in the maximum length. The number of digits following the comma must not exceed the maximum number allowed for the specified currency (Error code(s): C03,T40,T43).

### USAGE RULES

When different limits apply, this field 34F must be present, with a credit indicator ('C').

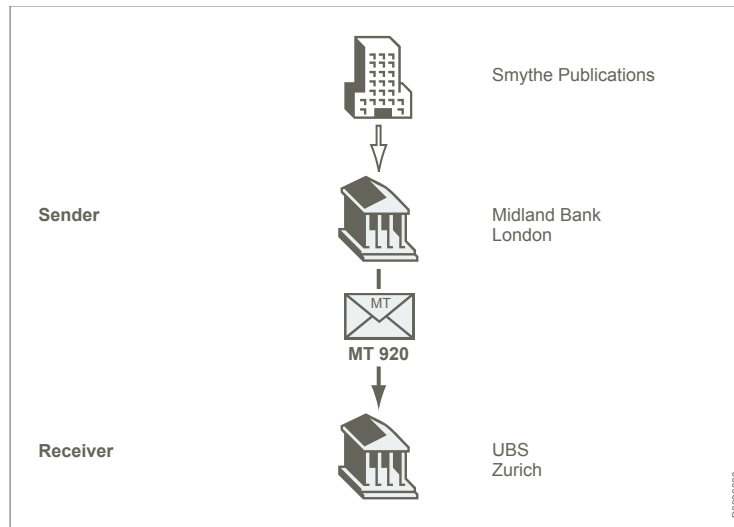
## MT 920 Examples

### Narrative

Midland Bank, London, requests UBS, Zürich, to provide an interim transaction report for account number 123-45678, which is owned by Smythe Publications.

The report is to list all debit amounts in excess of Swiss Francs 1,000,000 and all credit amounts in excess of Swiss Francs 100,000.

## Information Flow



## SWIFT Message

Explanation	Format
Sender	MIDLGB22
Message Type	920
Receiver	UBSWCHZH80A
Message Text	
Transaction Reference Number	:20:3948
Message Requested	:12:942
Account Identification	:25:123-45678
Debit Amount Floor Limit	:34F:CHFD1000000,
Credit Amount Floor Limit	:34F:CHFC1000000,
End of Message Text/Trailer	

# MT 935 Rate Change Advice

## MT 935 Scope

This multiple message is used by the Sender to advise interest rate change(s) to the Receiver.

It is used to advise the details of:

- General interest rate change(s).
- Interest rate change(s) which apply to specific account(s), other than call/notice loan/deposit account(s), serviced by the Sender of the message for the Receiver.

Interest rate change(s) that can be advised by this message type include: NOTICE, CALL, PRIME, COMMERCIAL, BASE, CURRENT and DEPOSIT.

## MT 935 Format Specifications

### MT 935 Rate Change Advice

Status	Tag	Field Name	Content/Options	No.
M	20	Transaction Reference Number	16x	1
----->				
O	23	Further Identification	16x	2
O	25	Account Identification	35x	3
M	30	Effective Date of New Rate	6!n	4
----->				
M	37H	New Interest Rate	1!a[N]12d	5
-----				
-----				
O	72	Sender to Receiver Information	6*35x	6
M = Mandatory, O = Optional - Network Validated Rules may apply				

## MT 935 Network Validated Rules

- C1** The repetitive sequence must appear at least once, but not more than ten times (Error code(s): T10).
- C2** Either field 23 or field 25, but not both, must be present in any repetitive sequence (Error code(s): C83).

---

## MT 935 Field Specifications

### 1. Field 20: Transaction Reference Number

#### FORMAT

16x

#### PRESENCE

Mandatory

#### DEFINITION

This field specifies the reference assigned by the Sender to unambiguously identify the message.

#### NETWORK VALIDATED RULES

This field must not start or end with a slash '/' and must not contain two consecutive slashes '/' (Error code(s): T26).

### 2. Field 23: Further Identification

#### FORMAT

16x

Must be formatted as:

3!a[2!n]11x

(Currency)(Number of Days)(Function)

#### PRESENCE

Conditional (see rule C2)

#### DEFINITION

This field specifies the kind of interest rate being advised, in those cases where it is not related to a specific account.

#### CODES

Function must contain one of the following codes identifying the function of the message:

BASE	Base rate	Used to advise a change in the base rate.
CALL	Call rate	Used to advise a change in the call rate.
COMMERCIAL	Commercial rate	Used to advise a change in the commercial rate.
CURRENT	Current accounts	Used to advise a change in the interest rate applicable to current accounts.

DEPOSIT	Deposits	Used to advise a change in the interest rate applicable to deposits.
NOTICE	Notice	Used to advise a change in the notice rate.
PRIME	Used to advise a change in the prime rate	

#### USAGE RULES

Currency specifies the currency that applies to the rate.

Number of Days specifies the number of days notice (for example, 07). It must only be used when Function is NOTICE.

### 3. Field 25: Account Identification

#### FORMAT

35x

#### PRESENCE

Conditional (see rule C2)

#### DEFINITION

This field identifies the relevant account, where the rate change relates to a specific account serviced by the Sender for the Receiver.

### 4. Field 30: Effective Date of New Rate

#### FORMAT

6!n (Date)

#### PRESENCE

Mandatory

#### DEFINITION

This field specifies the effective date of the rate being advised.

#### NETWORK VALIDATED RULES

Date must be a valid date expressed as YYYYMMDD (Error code(s): T50).



## 5. Field 37H: New Interest Rate

### FORMAT

Option H                      1!a[N]12d                      (Indicator)(Sign)(Rate)

### PRESENCE

Mandatory

### DEFINITION

This field specifies the new interest rate being advised.

### CODES

Indicator must contain one of the following codes (Error code(s): T51):

C	Credit	The new interest rate is a credit rate.
D	Debit	The new interest rate is a debit rate.

### NETWORK VALIDATED RULES

The integer part of Rate must contain at least one digit. The decimal comma ',' is mandatory and is included in the maximum length (Error code(s): T40,T43).

Sign must not be used if Rate is zero (Error code(s): T14).

### USAGE RULES

This field may be repeated, if required.

Rate specifies the rate in decimal comma format.

## 6. Field 72: Sender to Receiver Information

### FORMAT

6\*35x                      (Narrative)

In addition to narrative text, structured text with the following line formats may be used:

Line 1	/8c/[additional information]	(Code)(Narrative)
Lines 2-6	[/continuation of additional information]	(Narrative)
	or	or
	[/8c/[additional information]]	(Code)(Narrative)

### PRESENCE

Optional



# MT 940 Customer Statement Message

**Note:** As this message may require the implementation of special procedures, its use is governed by bilateral agreements between correspondents.

## MT 940 Scope

This message type is:

- sent by an account servicing institution (reporting institution) to a financial institution (concentrating institution), which has been authorised by the account owner to receive it.
- sent by an account servicing institution (reporting institution) to a financial institution account owner.
- sent by an account servicing institution to a non-financial institution account owner or party authorised by the account owner to receive the information.
- sent by a concentrating institution to a non-financial institution account owner or party authorised by the account owner to receive the information.

It is used to transmit detailed information about all entries booked to the account.

For use of messages in the corporate to bank environment, see the MT message implementation guide for corporate customers available on [www.swift.com](http://www.swift.com).

## MT 940 Format Specifications

### MT 940 Customer Statement Message

Status	Tag	Field Name	Content/Options	No.
M	20	Transaction Reference Number	16x	1
O	21	Related Reference	16x	2
M	25a	Account Identification	No letter option or P	3
M	28C	Statement Number/Sequence Number	5n[/5n]	4
M	60a	Opening Balance	F or M	5
----->				
O	61	Statement Line	6!n[4!n]2a[1!a]15d1!a3!c16x[//16x] [34x]	6
O	86	Information to Account Owner	6*65x	7
-----				
M	62a	Closing Balance (Booked Funds)	F or M	8
O	64	Closing Available Balance (Available Funds)	1!a6!n3!a15d	9

Status	Tag	Field Name	Content/Options	No.
----->				
O	65	Forward Available Balance	1!a6!n3!a15d	10
-----				
O	86	Information to Account Owner	6*65x	11
M = Mandatory, O = Optional - Network Validated Rules may apply				

## MT 940 Network Validated Rules

- C1** If field 86 is present in any occurrence of the repetitive sequence, it must be preceded by a field 61. In addition, if field 86 is present, it must be present on the same page (message) of the statement as the related field 61 (Error code(s): C24).
- C2** The first two characters of the three character currency code in fields 60a, 62a, 64 and 65 must be the same for all occurrences of these fields (Error code(s): C27).

## MT 940 Usage Rules

- This message should only be used if the account owner(s) have authorised the financial institutions to transmit such information. It must be used according to agreed criteria.
- Financial institutions which receive this message must not use the information for their own purposes.
- It is important that amounts be identical to those of the original transaction. For identification purposes, deductions, for example, charges above and beyond those previously accounted for, shall appear separately with the appropriate code. They shall use the same TRN as the original transaction, or other suitable reference if no TRN is available.
- Since the length of a SWIFT message is restricted to the maximum input message length, several messages may be required to accommodate all the information for one statement.

## MT 940 Field Specifications

### 1. Field 20: Transaction Reference Number

FORMAT

16x

PRESENCE

Mandatory

DEFINITION

This field specifies the reference assigned by the Sender to unambiguously identify the message.

**NETWORK VALIDATED RULES**

This field must not start or end with a slash '/' and must not contain two consecutive slashes '/' (Error code(s): T26).

**USAGE RULES**

The TRN may be the same or different for the separate messages of a statement consisting of several messages.

**2. Field 21: Related Reference****FORMAT**

16x

**PRESENCE**

Optional

**DEFINITION**

If the MT 940 is sent in response to an MT 920 Request Message, this field must contain the field 20 Transaction Reference Number of the request message.

**NETWORK VALIDATED RULES**

This field must not start or end with a slash '/' and must not contain two consecutive slashes '/' (Error code(s): T26).

**3. Field 25a: Account Identification****FORMAT**

No letter option	35x	(Account)
Option P	35x	(Account)
	4!a2!a2!c[3!c]	(Identifier Code)

**PRESENCE**

Mandatory

**DEFINITION**

This field identifies the account and optionally the identifier code of the account owner for which the statement is sent.

**NETWORK VALIDATED RULES**

Identifier Code must be a registered BIC (Error code(s): T27,T28,T29,T45).

USAGE RULES

Option P must only be used if the Receiver of the message is not the account owner.

#### 4. Field 28C: Statement Number/Sequence Number

FORMAT

Option C                      5n[/5n]                                      (Statement Number)(Sequence Number)

PRESENCE

Mandatory

DEFINITION

This field contains the sequential number of the statement, optionally followed by the sequence number of the message within that statement when more than one message is sent for one statement.

USAGE RULES

The statement number should be reset to 1 on 1 January of each year.

If used, the sequence number always starts with 1. When several messages are sent to convey information about a single statement, the first message must contain '1' in Sequence Number.

The sequence number must be incremented by one for each additional message.

Both the statement number and sequence number enable the Receiver to put the different messages into sequence and thus form the complete statement.

EXAMPLE

The first message of a statement is :28C:235/1

The second message is :28C:235/2 and so on.

#### 5. Field 60a: Opening Balance

FORMAT

Option F                      1!a6!n3!a15d                                      (D/C Mark)(Date)(Currency)(Amount)  
 Option M                      1!a6!n3!a15d                                      (D/C Mark)(Date)(Currency)(Amount)

PRESENCE

Mandatory

DEFINITION

This field specifies, for the (intermediate) opening balance, whether it is a debit or credit balance, the date, the currency and the amount of the balance.

---



---

**CODES**

In option F or M, D/C Mark must contain one of the following codes (Error code(s): T51):

C	Credit	The (intermediate) opening balance is a credit balance.
D	Debit	The (intermediate) opening balance is a debit balance.

**NETWORK VALIDATED RULES**

Date must be a valid date expressed as YYMMDD (Error code(s): T50).

Currency must be a valid ISO 4217 currency code (Error code(s): T52).

The integer part of Amount must contain at least one digit. The decimal comma ',' is mandatory and is included in the maximum length. The number of digits following the comma must not exceed the maximum number allowed for that specific currency as specified in ISO 4217 (Error code(s): C03,T40,T43).

**USAGE RULES**

The D/C Mark, Currency and Amount in this field must always be the same as the D/C Mark, Currency and Amount in field 62a (closing balance) of the previous customer statement message for this account.

The first customer statement message for a specified period must contain field 60F (first opening balance); additional statement messages for the same statement period must contain field 60M (intermediate opening balance).

**6. Field 61: Statement Line****FORMAT**

6!n[4!n]2a[1!a]15d1!a3!c16x[//16x]  
[34x]

where subfields are:

Subfield	Format	Name
1	6!n	(Value Date)
2	[4!n]	(Entry Date)
3	2a	(Debit/Credit Mark)
4	[1!a]	(Funds Code)
5	15d	(Amount)
6	1!a3!c	(Transaction Type)(Identification Code)
7	16x	(Reference for the Account Owner)
8	[//16x]	(Reference of the Account Servicing Institution)
9	[34x]	(Supplementary Details)

PRESENCE

Optional

DEFINITION

This field contains the details of each transaction.

Subfield 1, Value Date, is the date on which the debit/credit is effective.

Subfield 2, Entry Date, is the date on which the transaction is booked to the account.

Subfield 3, Debit/Credit Mark, see description in the Codes section.

Subfield 4, Funds Code, is the 3rd character of the currency code, if needed.

Subfield 5, Amount, is the amount of the transaction.

Subfield 6, Transaction Type and Identification Code, see description in the Codes section.

Subfield 7, Reference for the Account Owner, is the reference of the message (SWIFT or any other) or document that resulted in this entry. This is a reference that the account owner can use to identify the reason for the entry. See further details in the Usage Rules section.

Subfield 8, Reference of the Account Servicing Institution, is the reference of the advice or instruction sent by the account servicing institution to the account owner. See further details in the Usage Rules section.

Subfield 9, Supplementary Details, see details in the Usage Rules section.

CODES

Subfield 3, Debit/Credit Mark must contain one of the following codes (Error code(s): T51):

C	Credit
D	Debit
RC	Reversal of Credit (debit entry)
RD	Reversal of Debit (credit entry)

CODES

In subfield 6, Transaction Type must contain one of the following codes (Error code(s): T53):

S	SWIFT transfer	For entries related to SWIFT transfer instructions and subsequent charge messages.
N	Non-SWIFT transfer	For entries related to payment and transfer instructions, including related charges messages, not sent through SWIFT or where an alpha description is preferred.
F	First advice	For entries being first advised by the statement (items originated by the account servicing institution).



---

---

**CODES**

In subfield 6, when Transaction Type is 'N' or 'F', Identification Code may contain one of the following codes:

BNK	Securities Related Item - Bank Fees
BOE	Bill of Exchange
BRF	Brokerage Fee
CAR	Securities Related Item - Corporate Actions Related (should only be used when no specific corporate action event code is available)
CAS	Securities Related Item - Cash in Lieu
CHG	Charges and Other Expenses
CHK	Cheques
CLR	Cash Letters/Cheques Remittance
CMI	Cash Management Item - No Detail
CMN	Cash Management Item - Notional Pooling
CMP	Compensation Claims
CMS	Cash Management Item - Sweeping
CMT	Cash Management Item - Topping
CMZ	Cash Management Item - Zero Balancing
COL	Collections (used when entering a principal amount)
COM	Commission
CPN	Securities Related Item - Coupon Payments
DCR	Documentary Credit (used when entering a principal amount)
DDT	Direct Debit Item
DIS	Securities Related Item - Gains Disbursement
DIV	Securities Related Item - Dividends
EQA	Equivalent Amount
EXT	Securities Related Item - External Transfer for Own Account
FEX	Foreign Exchange
INT	Interest Related Amount
LBX	Lock Box
LDP	Loan Deposit
MAR	Securities Related Item - Margin Payments/Receipts
MAT	Securities Related Item - Maturity
MGT	Securities Related Item - Management Fees
MSC	Miscellaneous

NWI	Securities Related Item - New Issues Distribution
ODC	Overdraft Charge
OPT	Securities Related Item - Options
PCH	Securities Related Item - Purchase (including STIF and Time deposits)
POP	Securities Related Item - Pair-off Proceeds
PRN	Securities Related Item - Principal Pay-down/Pay-up
REC	Securities Related Item - Tax Reclaim
RED	Securities Related Item - Redemption/Withdrawal
RIG	Securities Related Item - Rights
RTI	Returned Item
SAL	Securities Related Item - Sale (including STIF and Time deposits)
SEC	Securities (used when entering a principal amount)
SLE	Securities Related Item - Securities Lending Related
STO	Standing Order
STP	Securities Related Item - Stamp Duty
SUB	Securities Related Item - Subscription
SWP	Securities Related Item - SWAP Payment
TAX	Securities Related Item - Withholding Tax Payment
TCK	Travellers Cheques
TCM	Securities Related Item - Tripartite Collateral Management
TRA	Securities Related Item - Internal Transfer for Own Account
TRF	Transfer
TRN	Securities Related Item - Transaction Fee
UWC	Securities Related Item - Underwriting Commission
VDA	Value Date Adjustment (used with an entry made to withdraw an incorrectly dated entry - it will be followed by the correct entry with the relevant code)
WAR	Securities Related Item - Warrant

## CODES

In subfield 6, when Transaction Type is 'S', Identification Code will indicate the message type of the SWIFT message causing the entry (for debit entries) or the message type of the SWIFT message used to advise the account owner (for credit entries). It must be a number (format 3!n) in the range 100-999 (Error code(s): T18).

## NETWORK VALIDATED RULES

Subfield 1, **Value Date**, must be a valid date expressed as YYMMDD (Error code(s): T50).

---

The SWIFT System validates subfield 2, **Entry Date** (Date in reduced ISO form), using current System Year (Error code(s): T50).

The integer part of subfield 5, Amount, must contain at least one digit. The decimal comma ',' is mandatory and is included in the maximum length (Error code(s): T40,T43).

## USAGE RULES

This field may be repeated within the constraints of the maximum input message length.

Subfield 2, Entry Date, is normally only used when different from the value date.

'Original' advice for charges, that is, the first time the account owner is informed of a charge, must be identified in subfield 6, with the **Transaction Type** 'F' and the **Identification Code** 'CHG'.

The following rules apply to subfield 7, **Reference for the Account Owner**:

- At least one valid character other than a blank must be present.
- For debit entries, the purpose of this subfield is to identify, to the account owner, the instruction which caused the debit. Therefore, the content of this subfield is the field 20 Sender's Transaction Reference Number (or its equivalent) of the original instruction.
- Credit entries may be the result of one of the following situations:
  1. The account servicing institution is identifying, to the account owner the receipt of funds for its account as a result of a related transaction. In this case, the content of subfield 7, Reference for the Account Owner is the reference for the beneficiary (for example, field 21 Related Reference) of the related transaction.
  2. The account servicing institution has issued a payment instruction to the account owner and the credit identified in this subfield is for that payment. The content of subfield 7, Reference for the Account Owner is the field 20 Transaction Reference Number (or its equivalent) of the payment instruction issued by the account servicing institution.
- If no reference is available for this subfield, the code NONREF shall be used. The account servicing institution must then supply, in subfield 9, **Supplementary Details**, what it considers to be the best alternative information.
- This reference must be quoted in all cases when available. In cases where a transaction passes through several financial institutions, the original reference must always be forwarded.
- This reference must always be quoted against any charges or fees debited by the account servicing institution.
- Debits against standing instructions must show the reference of the standing instruction.
- In cases where a mutually agreed alternative reference exists (for example, in foreign exchange or money market transactions), this reference should then be used.
- If the statement entry concerns a cheque, the cheque number should be indicated in this subfield.

The following rules apply to subfield 8, **Reference of the Account Servicing Institution**:

- The content of this subfield is the account servicing institution's own reference for the transaction.

- When the transaction has been initiated by the account servicing institution, this reference may be identical to subfield 7, Reference for the Account Owner. If this is the case, Reference of the Account Servicing Institution, subfield 8 may be omitted.

The following rules apply to subfield 9, **Supplementary Details**:

- When no reference for the account owner is available, that is, subfield 7, Reference for the Account Owner, contains NONREF, the account servicing institution should provide the best available alternative information in this subfield.
- Supplementary details may be provided when an advice has not been sent for a transaction, or to provide additional information to facilitate reconciliation.
- This field may contain ERI to transport dual currencies, as explained in the chapter "Euro-Related Information (ERI)" in the *Standards MT General Information*.
- In order to comply with the EC-directive on cross border credit transfers, the optional code word EXCH may be used to transport an exchange rate. In line with ERI, the code word EXCH is placed between slashes, followed by the exchange rate, format 12d, and terminated with another slash.

#### EXAMPLE

(1) :61:0901230122C3500,25FCHK304955//4958843

(2) :61:0901230122C3500,25FCHK304955//4958843

ADDITIONAL INFORMATION

## 7. Field 86: Information to Account Owner

#### FORMAT

6\*65x (Narrative)

#### PRESENCE

Conditional (see rule C1)

#### DEFINITION

This field contains additional information about the transaction detailed in the preceding statement line and which is to be passed on to the account owner.

#### USAGE RULES

This field may contain ERI to transport dual currencies, as explained in the chapter "Euro-Related Information (ERI)" in the *Standards MT General Information*.

Since the charges field in the customer transfers is repetitive, it may be necessary to report more than one charges amount in the resulting statement. In this case, it is allowed to repeat the code word CHGS before the code word OCMT. The order in which the charges are specified is the same as in the customer transfers, that is, the order in which the charges have been taken during the transaction. So, the last appearance of the code word CHGS always specifies the charges (if any) of the account servicing institution.

In order to comply with the EC-directive on cross border credit transfers, the optional code word EXCH may be used to transport an exchange rate. In line with ERI, the code word EXCH is placed between slashes, followed by the exchange rate, format 12d, and terminated with another slash. The code may be repeated if the account servicing institution wants to report an exchange rate that it applied, in addition to the exchange rate received in the instruction. The order in which the exchange rates are specified is the same as the order in which the rates have been applied during the transaction. So, the last appearance of the code word EXCH always specifies the rate applied by the account servicing institution.

An ordering party is identified with the preceding code /ORDP/. The information following this code is copied from field 50a of the customer payment order, or field 52a (sender if field 52a is not present) of the financial institution transfer. The code should be used at the beginning of a line.

In case of a debit item, a beneficiary party may be identified with the preceding code /BENM/. The information following this code is copied from field 59a of the customer payment order, or field 58a of the financial institution transfer. The code should be used at the beginning of a line.

In case remittance information from field 70 of the payment instruction is to be included in this field, it should be preceded by the code /REMI/.

In case the information in field 72 of the payment instruction is intended for the account owner, it should be copied into field 86 as it is. Codes used in field 72 of the payment instruction have therefore the same meaning in field 86 of the statement. If only free text is used in field 72, it is to be copied as it is since a code in field 86 will not add any value.

## 8. Field 62a: Closing Balance (Booked Funds)

### FORMAT

Option F	1!a6!n3!a15d	(D/C Mark)(Date)(Currency)(Amount)
Option M	1!a6!n3!a15d	(D/C Mark)(Date)(Currency)(Amount)

### PRESENCE

Mandatory

### DEFINITION

This field specifies, for the (intermediate) closing balance, whether it is a debit or credit balance, the date, the currency and the amount of the balance.

### CODES

In option F or M, D/C Mark must contain one of the following codes (Error code(s): T51):

C	Credit	The (intermediate) closing balance is a credit balance.
D	Debit	The (intermediate) closing balance is a debit balance.

### NETWORK VALIDATED RULES

Date must be a valid date expressed as YYMMDD (Error code(s): T50).

Currency must be a valid ISO 4217 currency code (Error code(s): T52).

The integer part of Amount must contain at least one digit. The decimal comma ',' is mandatory and is included in the maximum length. The number of digits following the comma must not exceed the maximum number allowed for that specific currency as specified in ISO 4217 (Error code(s): C03,T40,T43).

#### USAGE RULES

The D/C Mark, Currency and Amount in this field must always be the same as the D/C Mark, Currency and Amount in field 60a (opening balance) of the subsequent customer statement message for this account.

If there is only one customer statement message transmitted for the period, this field must use tag option F, that is, 62F (final closing balance). When several messages are transmitted for the same statement period, all messages except the last message must contain field 62M (intermediate closing balance); the last message of the statement must contain field 62F.

## 9. Field 64: Closing Available Balance (Available Funds)

#### FORMAT

1!a6!n3!a15d (D/C Mark)(Date)(Currency)(Amount)

#### PRESENCE

Optional

#### DEFINITION

This field indicates the funds which are available to the account owner (if credit balance) or the balance which is subject to interest charges (if debit balance).

#### CODES

D/C Mark must contain one of the following codes (Error code(s): T51):

C	Credit	The closing available balance is a credit balance.
D	Debit	The closing available balance is a debit balance.

#### NETWORK VALIDATED RULES

Date must be a valid date expressed as YYYYMMDD (Error code(s): T50).

Currency must be a valid ISO 4217 currency code (Error code(s): T52).

The integer part of Amount must contain at least one digit. The decimal comma ',' is mandatory and is included in the maximum length. The number of digits following the comma must not exceed the maximum number allowed for that specific currency as specified in ISO 4217 (Error code(s): C03,T40,T43).

---

## 10. Field 65: Forward Available Balance

### FORMAT

1!a6!n3!a15d (D/C Mark)(Date)(Currency)(Amount)

### PRESENCE

Optional

### DEFINITION

This field indicates the funds which are available to the account owner (if a credit or debit balance) for the specified forward value date.

### CODES

D/C Mark must contain one of the following codes (Error code(s): T51):

C	Credit	The forward available balance is a credit balance.
D	Debit	The forward available balance is a debit balance.

### NETWORK VALIDATED RULES

Date must be a valid date expressed as YYYYMMDD (Error code(s): T50).

Currency must be a valid ISO 4217 currency code (Error code(s): T52).

The integer part of Amount must contain at least one digit. The decimal comma ',' is mandatory and is included in the maximum length. The number of digits following the comma must not exceed the maximum number allowed for that specific currency as specified in ISO 4217 (Error code(s): C03,T40,T43).

### USAGE RULES

When there is more than one value date for the items booked to the account (in this or previous statement periods), this field will indicate the balance which will be available to the account owner on the date(s) indicated.

## 11. Field 86: Information to Account Owner

### FORMAT

6\*65x (Narrative)

### PRESENCE

Optional

DEFINITION

This field contains additional information about the statement as a whole. It is to be passed on to the account owner.

## MT 940 Examples

### Example 1: Statement to account owner

**Narrative**

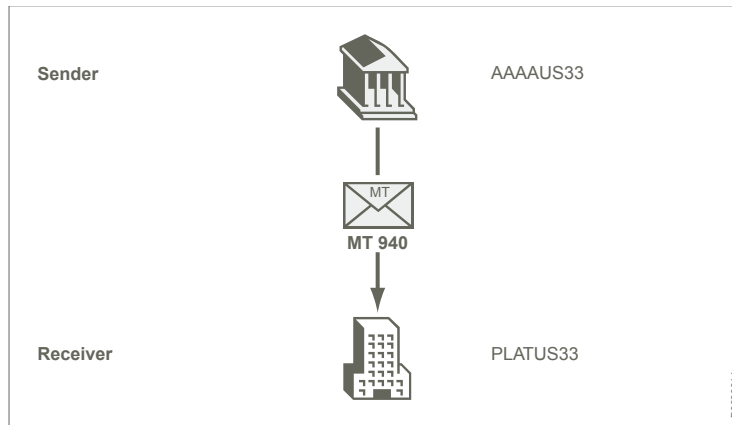
AAAAUS33 services an account (1234567891) for its customer PlantOil (PLATUS33). On a daily basis, AAAAUS33 sends an MT 940 Customer Statement Message to its customer PlantOil (PLATUS33). On 29 September, AAAAUS33 booked the following transactions to the account:

Transaction Details:

- |     |   |                      |
|-----|---|----------------------|
| (1) | Value date: 29 September 2017<br><br>Transaction type: SWIFT transfer - MT 101<br>Customer Reference of the MT 101: PLTOL101-56<br>Reference of AAAAUS33: C11126A1378<br>Details: Ordering customer = PLATUS33<br>Batch booking requested.                                    | Debit: USD 546232,05 |
| (2) | Value date: 29 September 2017<br>Transaction type: SWIFT transfer - MT 103<br>Reference of the MT 103: 987009<br>Reference of AAAAUS33: 8951234<br>Details: Ordering customer = Computersys Inc.<br>Information for the Account Owner (field 70 of the MT 103):<br>/INV/78541 | Credit: USD 500000   |
| (3) | Value Date: 29 September 2017<br>Transaction type: Settlement of F/X Contract<br>Reference for the Account Owner: AAAAUS0369PLATUS<br>Reference of AAAAUS33: 8954321  | Debit: USD 100000    |
| (3) | Value Date: 29 September 2017<br>Transaction Type: Dividend<br>Reference for the Account Owner: None<br>Reference of AAAAUS33: 8846543<br>Information for the Account Owner: Dividend Loral Corp<br>Preferred stock 3rd quarter 2017  | Credit: USD 200000   |



**Information Flow**



**SWIFT Message**

**MT 940 - Statement number 851**

Explanation	Format
Sender	AAAAUS33
Message Type	940
Receiver	PLATUS33
Message Text	
Transaction Reference Number	:20:654321
Account Identification	:25:1234567891
Statement Number/Sequence Number	:28C:851/1
Opening Balance	:60F:C170928USD28000,00
1st Transaction	:61:170929D546232,05S101PLTOL101-56//C11126A1378
2nd Transaction	:61:170929C500000,S103987009//8951234
Information to Account Owner	:86:/ORDP/COMPUTERSYS INC. /REMI//INV/78541
3rd Transaction	:61:170929D100000,NFEXAAAAUS0369PLATUS//8954321
4th Transaction	:61:170929C200000,NDIVNONREF//8846543
Information to Account Owner	:86:DIVIDEND LORAL CORP PREFERRED STOCK 3TH QUARTER 2017
Closing Balance	:62F:C170629USD81767,95
End of Message Text/Trailer	

## Example 2: Statement to financial institution authorised by account owner to receive it

### Narrative

Chase Manhattan Bank, New York, sends an MT 940 to Midland Bank, London, for account number 123-304958, of Transglobal Corp. The statement number is 123.

Closing Balance of Previous Statement (22 January 2009): USD 395,212,311.71 (Credit)

Opening Balance as of 23 January 2009: USD 395,212,311.71 (Credit)

### Transaction Details:

(1) Value date: 23 January 2009 Credit: USD 50,000,000

Transaction type: non-SWIFT transfer  
Reference for the Account Owner: None  
Chase Manhattan Bank's Reference: 8951234  
Details: Ordering Institution = Bk of NYC Western Cash Reserve

(2) Value date: 26 January 2009 Credit: USD 5,700,000

Transaction type: Settlement of F/X Contract  
Reference for the Account Owner: 036960  
Chase Manhattan Bank's Reference: 8954321

(3) Value Date: 27 January 2009 Credit: USD 200,000

Transaction Type: Dividend  
Reference for the Account Owner: None  
Chase Manhattan Bank's Reference: 8846543  
Information for the Account Owner: Dividend Loral Corp Preferred stock 1st quarter 2009

Closing Book Balance as of 23 January 2009: USD 451,112,311.71 (Credit)

Closing Available Balance: USD 445,212,311.71 (Credit)

Forward Available Balance:

As of 26 January 2009: USD 450,912,311.71 (Credit)

As of 27 January 2009: USD 451,112,311.71 (Credit)

General information: Prime rate as of today 11 pct

On 24 January 2009, Chase Manhattan Bank, New York, sends another MT 940 to Midland Bank, London, for account number 123-304958, of Transglobal Corp. This statement number is 124.

Opening Balance as of 24 January 2009: USD 451,112,311.71 (Credit)

### Transaction Details:

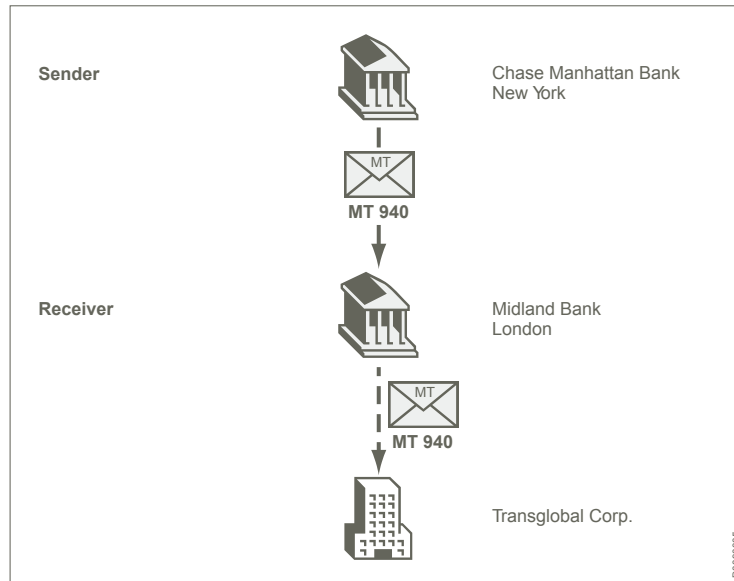
(1) Value date: 24 January 2009 Debit: USD 10,000,000

Transaction type: SWIFT MT 202  
Reference for the Account Owner: DRS/06553

Closing Book Balance as of 24 January 2009: USD 441,112,311.71 (Credit)

Closing Available Balance: USD 435,212,311.71 (Credit)  
 Forward Available Balance:  
     As of 26 January 2009: USD 440,912,311.71 (Credit)  
     As of 27 January 2009: USD 441,112,311.71 (Credit)

**Information Flow**



**SWIFT Message**

**First MT 940 - Statement number 123**

Explanation	Format
Sender	CHASUS33
Message Type	940
Receiver	MIDLGB22
Message Text	
Transaction Reference Number	:20:123456
Account Identification	:25P:123-304958 CORPGB22
Statement Number/Sequence Number	:28C:123/1
Opening Balance	:60F:C090123USD395212311,71
1st Transaction	:61:090123C5000000,NTRFNONREF//8951234 ORDER BK OF NYC WESTERN CASH RESERVE
2nd Transaction	:61:090126C5700000,NFEX036960//8954321
3rd Transaction	:61:090127C200000,NDIVNONREF//8846543

Explanation	Format
Information to Account Owner	:86:DIVIDEND LORAL CORP PREFERRED STOCK 1ST QUARTER 2009
Closing Balance	:62F:C090123USD451112311,71
Closing Available Balance	:64:C090123USD445212311,71
Forward Available Balance	:65:C090126USD450912311,71
Forward Available Balance	:65:C090127USD451112311,71
Information to Account Owner	:86:PRIME RATE AS OF TODAY 11 PCT
End of Message Text/Trailer	

**Second MT 940 - Statement number 124**

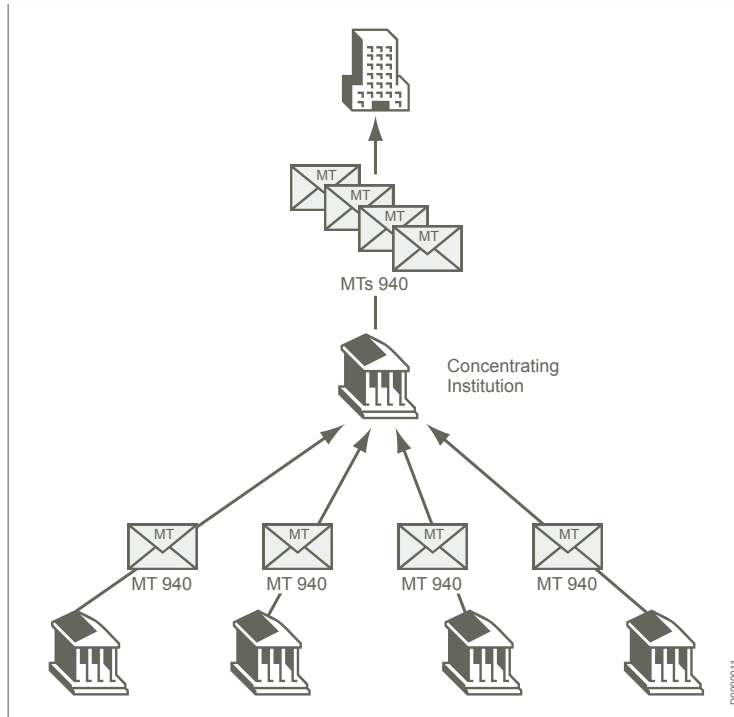
Explanation	Format
Sender	CHASUS33
Message Type	940
Receiver	MIDLGB22
Message Text	
Transaction Reference Number	:20:127421
Account Identification	:25P:123-304958 CORPGB22
Statement Number/Sequence Number	:28C:124/1
Opening Balance	:60F:C090124USD451112311,71
1st Transaction	:61:090124D10000000,S202DRS/06553
Closing Balance	:62F:C090124USD441112311,71
Closing Available Balance	:64:C090124USD435212311,71
Forward Available Balance	:65:C090126USD440912311,71
Forward Available Balance	:65:C090127USD441112311,71
End of Message Text/Trailer	

**Example 3: Concentrating Institution**

**Narrative**

A corporate customer owns an account with its local bank and also owns accounts with 4 different banks outside its own country. The corporate customer asks its local bank to receive statement messages from the 4 international banks on its behalf. The local bank acts as a concentrating institution, receiving the statement messages and passing them on to the corporate customer.

## Information Flow



# MT 941 Balance Report

**Note:** As this message may require the implementation of special procedures, its use is governed by bilateral agreements between correspondents.

## MT 941 Scope

This message type is:

- sent by an account servicing institution (reporting institution) to a financial institution (concentrating institution), which has been authorised by the account owner to receive it.
- sent by an account servicing institution (reporting institution) to a financial institution account owner.
- sent by an account servicing institution to a non-financial institution account owner or party authorised by the account owner to receive the information.
- sent by a concentrating institution to a non-financial institution account owner or party authorised by the account owner to receive the information.

It is used to transmit balance information, reflecting the situation at the identified time in field 13D.

For use of messages in the corporate to bank environment, see the MT message implementation guide for corporate customers available on [www.swift.com](http://www.swift.com).

## MT 941 Format Specifications

### MT 941 Balance Report

Status	Tag	Field Name	Content/Options	No.
M	20	Transaction Reference Number	16x	1
O	21	Related Reference	16x	2
M	25a	Account Identification	No letter option or P	3
M	28	Statement Number/Sequence Number	5n[/2n]	4
O	13D	Date/Time Indication	6!n4!n1!x4!n	5
O	60F	Opening Balance	1!a6!n3!a15d	6
O	90D	Number and Sum of Entries	5n3!a15d	7
O	90C	Number and Sum of Entries	5n3!a15d	8
M	62F	Book Balance	1!a6!n3!a15d	9
O	64	Closing Available Balance (Available Funds)	1!a6!n3!a15d	10
----->				
O	65	Forward Available Balance	1!a6!n3!a15d	11
-----				

Status	Tag	Field Name	Content/Options	No.
O	86	Information to Account Owner	6*65x	12
M = Mandatory, O = Optional - Network Validated Rules may apply				

## MT 941 Network Validated Rules

- C1** The first two characters of the three character currency code in fields 60F, 90D, 90C, 62F, 64 and 65 must be the same for all occurrences of these fields (Error code(s): C27).

## MT 941 Usage Rules

- This message should only be used if the account owner(s) has (have) authorised the financial institutions to transmit such information. It must be used according to agreed criteria.
- Financial institutions which receive this message must not use the information for their own purposes.

## MT 941 Field Specifications

### 1. Field 20: Transaction Reference Number

#### FORMAT

16x

#### PRESENCE

Mandatory

#### DEFINITION

This field specifies the reference assigned by the Sender to unambiguously identify the message.

#### NETWORK VALIDATED RULES

This field must not start or end with a slash '/' and must not contain two consecutive slashes '/' (Error code(s): T26).

### 2. Field 21: Related Reference

#### FORMAT

16x

#### PRESENCE

Optional

DEFINITION

If the MT 941 is sent in response to an MT 920 Request Message, this field must contain the field 20 Transaction Reference Number of the request message.

NETWORK VALIDATED RULES

This field must not start or end with a slash '/' and must not contain two consecutive slashes '/' (Error code(s): T26).

### 3. Field 25a: Account Identification

FORMAT

No letter option	35x	(Account)
Option P	35x	(Account)
	4!a2!a2!c[3!c]	(Identifier Code)

PRESENCE

Mandatory

DEFINITION

This field identifies the account and optionally the identifier code of the account owner for which the balance information is sent.

NETWORK VALIDATED RULES

Identifier Code must be a registered BIC (Error code(s): T27,T28,T29,T45).

USAGE RULES

Option P must only be used if the Receiver of the message is not the account owner.

### 4. Field 28: Statement Number/Sequence Number

FORMAT

5n[2n]	(Statement Number)(Sequence Number)
--------	-------------------------------------

PRESENCE

Mandatory

DEFINITION

This field contains the sequential number of the report.

USAGE RULES

The sequence number is not required.



## 5. Field 13D: Date/Time Indication

### FORMAT

Option D                    6!n4!n1!x4!n                    (Date)(Time)(Sign)(Offset)

### PRESENCE

Optional

### DEFINITION

This field indicates the date, time and time zone at which the report was created.

### CODES

One of the following codes must be used in Sign (Error code(s): T15):

+	Plus	The + sign.
-	Minus	The - sign.

### NETWORK VALIDATED RULES

Date must be a valid date expressed as YYMMDD (Error code(s): T50).

Time must be a valid time expressed as HHMM (Error code(s): T38).

Time offset is expressed as 'HHMM', where the hour component, that is, 'HH', must be in the range of 00 through 13, and the minute component, that is, 'MM' must be in the range of 00 through 59. Any 'HH' or 'MM' component outside of these range checks will be disallowed (Error code(s): T16).

### USAGE RULES

The time zone in which Time is expressed is to be identified by means of the offset against the UTC (Coordinated Universal Time - ISO 8601).

### EXAMPLE

If a financial institution in New Zealand creates an MT 941 at 15.15 PM local time on 8 January 2009, Date/Time Indication field would be completed as follows:

```
:13D:0901081515+1300
```

whereby 090108 is the date, 1515 is the local time in New Zealand and +1300 is the offset of local New Zealand time in January against UTC.

Offsets of local time zones against UTC are published in the BIC Directory download file (TZ\*\*\*.txt file), which is available on [www.swiftrefdata.com](http://www.swiftrefdata.com).

## 6. Field 60F: Opening Balance

### FORMAT

Option F                      1!a6!n3!a15d                      (D/C Mark)(Date)(Currency)(Amount)

### PRESENCE

Optional

### DEFINITION

This field specifies, for the opening balance, whether it is a debit or credit balance, the date, the currency and the amount of the balance.

### CODES

D/C Mark must contain one of the following codes (Error code(s): T51):

C	Credit	The opening balance is a credit balance.
D	Debit	The opening balance is a debit balance.

### NETWORK VALIDATED RULES

Date must be a valid date expressed as YYYYMMDD (Error code(s): T50).

Currency must be a valid ISO 4217 currency code (Error code(s): T52).

The integer part of Amount must contain at least one digit. The decimal comma ',' is mandatory and is included in the maximum length. The number of digits following the comma must not exceed the maximum number allowed for the specified currency (Error code(s): C03,T40,T43).

### USAGE RULES

The D/C Mark, Currency and Amount in this field must always be the same as the D/C Mark, Currency and Amount in field 62a (closing balance) of the previous statement message or in field 62F (book balance) of the previous balance report for this account.

## 7. Field 90D: Number and Sum of Entries

### FORMAT

Option D                      5n3!a15d                      (Number)(Currency)(Amount)

### PRESENCE

Optional

### DEFINITION

This field indicates the total number and amount of debit entries since the last statement or balance report.

**NETWORK VALIDATED RULES**

Currency must be a valid ISO 4217 currency code (Error code(s): T52).

The integer part of Amount must contain at least one digit. The decimal comma ',' is mandatory and is included in the maximum length. The number of digits following the comma must not exceed the maximum number allowed for the specified currency (Error code(s): C03,T40,T43).

**8. Field 90C: Number and Sum of Entries****FORMAT**

Option C                      5n3!a15d                                      (Number)(Currency)(Amount)

**PRESENCE**

Optional

**DEFINITION**

This field indicates the total number and amount of credit entries since the last statement or balance report.

**NETWORK VALIDATED RULES**

Currency must be a valid ISO 4217 currency code (Error code(s): T52).

The integer part of Amount must contain at least one digit. The decimal comma ',' is mandatory and is included in the maximum length. The number of digits following the comma must not exceed the maximum number allowed for the specified currency (Error code(s): C03,T40,T43).

**9. Field 62F: Book Balance****FORMAT**

Option F                      1!a6!n3!a15d                                      (D/C Mark)(Date)(Currency)(Amount)

**PRESENCE**

Mandatory

**DEFINITION**

This field reflects the book balance for the account. If field 13D is present, then this is the book balance as at the end of the business period indicated in field 13D Date/Time Indication. If field 13D is absent, then this field contains the closing book balance for the account as at the end of the business day.

**CODES**

D/C Mark must contain one of the following codes (Error code(s): T51):

C	Credit	The book balance is a credit balance.
D	Debit	The book balance is a debit balance.

#### NETWORK VALIDATED RULES

Date must be a valid date expressed as YYMMDD (Error code(s): T50).

Currency must be a valid ISO 4217 currency code (Error code(s): T52).

The integer part of Amount must contain at least one digit. The decimal comma ',' is mandatory and is included in the maximum length. The number of digits following the comma must not exceed the maximum number allowed for the specified currency (Error code(s): C03,T40,T43).

### 10. Field 64: Closing Available Balance (Available Funds)

#### FORMAT

1!a6!n3!a15d (D/C Mark)(Date)(Currency)(Amount)

#### PRESENCE

Optional

#### DEFINITION

This field indicates the funds which are available to the account owner (if credit balance) or the balance which is subject to interest charges (if debit balance).

#### CODES

D/C Mark must contain one of the following codes (Error code(s): T51):

C	Credit	The closing available balance is a credit balance.
D	Debit	The closing available balance is a debit balance.

#### NETWORK VALIDATED RULES

Date must be a valid date expressed as YYMMDD (Error code(s): T50).

Currency must be a valid ISO 4217 currency code (Error code(s): T52).

The integer part of Amount must contain at least one digit. The decimal comma ',' is mandatory and is included in the maximum length. The number of digits following the comma must not exceed the maximum number allowed for the specified currency (Error code(s): C03,T40,T43).

### 11. Field 65: Forward Available Balance

#### FORMAT

1!a6!n3!a15d (D/C Mark)(Date)(Currency)(Amount)

---

**PRESENCE**

Optional

**DEFINITION**

This field indicates the funds which are available to the account owner (if a credit or debit balance) for the specified forward value date.

**CODES**

D/C Mark must contain one of the following codes (Error code(s): T51):

C	Credit	The forward available balance is a credit balance.
D	Debit	The forward available balance is a debit balance.

**NETWORK VALIDATED RULES**

Date must be a valid date expressed as YYMMDD (Error code(s): T50).

Currency must be a valid ISO 4217 currency code (Error code(s): T52).

The integer part of Amount must contain at least one digit. The decimal comma ',' is mandatory and is included in the maximum length. The number of digits following the comma must not exceed the maximum number allowed for the specified currency (Error code(s): C03,T40,T43).

**USAGE RULES**

When there is more than one value date for the items booked to the account (in this or previous statement periods), this field will indicate the balance which will be available to the account owner on the date(s) indicated.

## 12. Field 86: Information to Account Owner

**FORMAT**

6\*65x (Narrative)

**PRESENCE**

Optional

**DEFINITION**

This field contains additional information for the account owner.

# MT 941 Examples

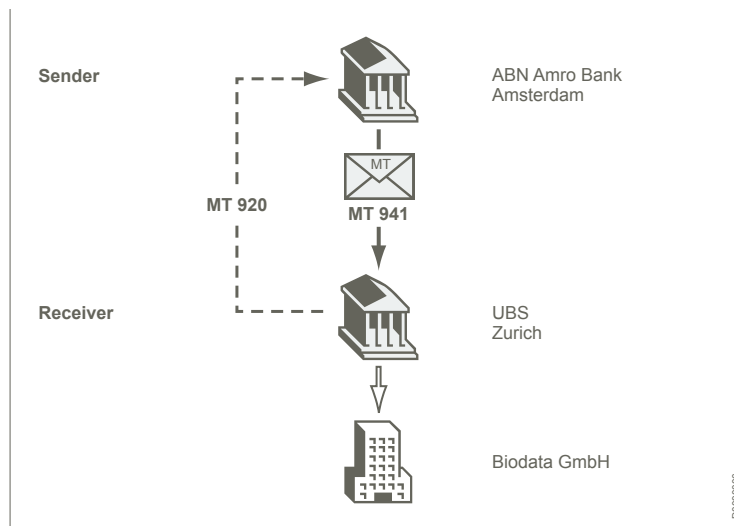
## Example 1: Report

### Narrative

ABN Amro Bank, Amsterdam, in response to an MT 920 Request Message, sends an MT 941 to UBS, Zürich, for account number 6894-77381 of Biodata GmbH, for 04 June 2009 at 15:15 local time. The statement number is 212.

Opening Balance:	euro	595,771.95 (Credit)
Total Debits: 72	euro	385,920
Total Credits: 44	euro	450,000
Book Balance:	euro	659,851.95 (Credit)
Closing Available Balance:	euro	480,525.87 (Credit)
Forward Available Balance:		
As of 05 June 2009:	euro	530,691.95 (Credit)

### Information Flow



### SWIFT Message

Explanation	Format
Sender	ABNANL2A
Message Type	941
Receiver	UBSWCHZH80A
Message Text	

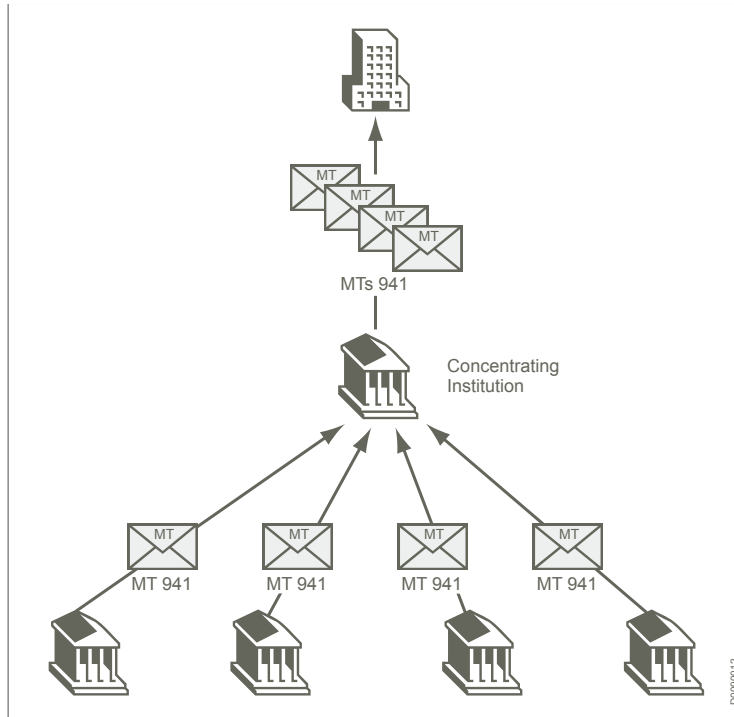
Explanation	Format
Transaction Reference Number	:20:234567
Related Reference (MT 920)	:21:765432
Account Identification	:25:6894-77381
Statement Number	:28:212
Date/Time Indication	:13D:0906041515+0200
Opening Balance	:60F:C090604EUR595771,95
Number and Sum of Debits	:90D:72EUR385920,
Number and Sum of Credits	:90C:44EUR450000,
Book Balance	:62F:C090604EUR659851,95
Closing Available Balance	:64:C090604EUR480525,87
Forward Available Balance	:65:C090605EUR530691,95
End of Message Text/Trailer	

## Example 2: Concentrating Institution

### Narrative

A corporate customer owns an account with its local bank and also owns accounts with 4 different banks outside its own country. The corporate customer asks its local bank to receive report messages from the 4 international banks on its behalf. The local bank acts as a concentrating institution, receiving the report messages and passing them on to the corporate customer.

### Information Flow





# MT 942 Interim Transaction Report

**Note:** As this message may require the implementation of special procedures, its use is governed by bilateral agreements between correspondents.

## MT 942 Scope

This message type is:

- sent by an account servicing institution (reporting institution) to a financial institution (concentrating institution) which has been authorised by the account owner to receive it.
- sent by an account servicing institution (reporting institution) to a financial institution account owner.
- sent by an account servicing institution to a non-financial institution account owner or party authorised by the account owner to receive the information.
- sent by a concentrating institution to a non-financial institution account owner or party authorised by the account owner to receive the information.

It is used to transmit detailed and/or summary information about entries debited or credited to the account since:

- the last statement or balance report, or
- the last interim transaction report (sent in the period since the last statement or balance report).

For use of messages in the corporate to bank environment, see the MT message implementation guide for corporate customers available on [www.swift.com](http://www.swift.com).

## MT 942 Format Specifications

### MT 942 Interim Transaction Report

Status	Tag	Field Name	Content/Options	No.
M	20	Transaction Reference Number	16x	1
O	21	Related Reference	16x	2
M	25a	Account Identification	No letter option or P	3
M	28C	Statement Number/Sequence Number	5n[/5n]	4
M	34F	Debit/(Debit and Credit) Floor Limit Indicator	3!a[1!a]15d	5
O	34F	Credit Floor Limit Indicator	3!a[1!a]15d	6
M	13D	Date/Time Indication	6!n4!n1!x4!n	7
----->				
O	61	Statement Line	6!n[4!n]2a[1!a]15d1!a3!c16x[//16x] [34x]	8

Status	Tag	Field Name	Content/Options	No.
O	86	Information to Account Owner	6*65x	9
-----				
O	90D	Number and Sum of Entries	5n3!a15d	10
O	90C	Number and Sum of Entries	5n3!a15d	11
O	86	Information to Account Owner	6*65x	12
M = Mandatory, O = Optional - Network Validated Rules may apply				

## MT 942 Network Validated Rules

- C1** The first two characters of the three character currency code in fields 34F, 90D, and 90C must be the same (Error code(s): C27).
- C2** When only one field 34F is present, the second subfield must not be used. When both fields 34F are present, subfield 2 of the first 34F must contain the value 'D', and subfield 2 of the second 34F must contain the value 'C' (Error code(s): C23).
- C3** If field 86 is present in any occurrence of the repetitive sequence, it must be preceded by a field 61 except if that field 86 is the last field in the message, then field 61 is optional. In addition, if field 86 is present, it must be on the same page (message) of the statement as the related field 61 (Error code(s): C24).

If the field 86 is the last field in the message and it is immediately preceded by field 61, then that field 86 is considered to provide information about the preceding field 61; otherwise the field 86 is considered to provide information about the message as a whole.

## MT 942 Usage Rules

- This message should only be used if the account owner(s) has (have) authorised the financial institutions to transmit such information. It must be used according to agreed criteria.
- Financial institutions which receive this message, in the role of concentrating institution, must not use the information for their own purposes.
- It is important that amounts be identical to those of the original transaction. For identification purposes, deductions, for example, charges above and beyond those previously accounted for, shall appear separately with the appropriate code. They shall use the same TRN as the original transaction, or other suitable reference if no TRN is available.
- Since the length of a SWIFT message is restricted to the maximum input message length, several messages may be required to accommodate all the information for one statement.
- Depending on financial practice and the agreement(s) between the account servicing institution and the account owner, the items reported in this message may or may not be considered as booked or available funds.

---

# MT 942 Field Specifications

## 1. Field 20: Transaction Reference Number

### FORMAT

16x

### PRESENCE

Mandatory

### DEFINITION

This field specifies the reference assigned by the Sender to unambiguously identify the message.

### NETWORK VALIDATED RULES

This field must not start or end with a slash '/' and must not contain two consecutive slashes '/' (Error code(s): T26).

### USAGE RULES

The TRN may be the same or different for the separate messages of an interim report consisting of several messages.

## 2. Field 21: Related Reference

### FORMAT

16x

### PRESENCE

Optional

### DEFINITION

If the MT 942 is sent in response to an MT 920 Request Message, this field must contain the field 20 Transaction Reference Number of the request message.

### NETWORK VALIDATED RULES

This field must not start or end with a slash '/' and must not contain two consecutive slashes '/' (Error code(s): T26).

## 3. Field 25a: Account Identification

### FORMAT

No letter option      35x      (Account)

Option P	35x 4!a2!a2!c[3!c]	(Account) (Identifier Code)
----------	-----------------------	--------------------------------

**PRESENCE**

Mandatory

**DEFINITION**

This field identifies the account and optionally the identifier code of the account owner for which the interim transaction report is sent.

**NETWORK VALIDATED RULES**

Identifier Code must be a registered BIC (Error code(s): T27,T28,T29,T45).

**USAGE RULES**

Option P must only be used if the Receiver of the message is not the account owner.

## 4. Field 28C: Statement Number/Sequence Number

**FORMAT**

Option C	5n[/5n]	(Statement Number)(Sequence Number)
----------	---------	-------------------------------------

**PRESENCE**

Mandatory

**DEFINITION**

This field contains the sequential number of the statement, optionally followed by the sequence number of the message within that statement when more than one message is sent for the statement.

**USAGE RULES**

The statement number should be reset to 1 on 1 January of each year.

If used, the sequence number always starts with 1. When several messages are sent to convey information about a single statement, the first message must contain '1' in Sequence Number.

The sequence number must be incremented by one for each additional message.

Both the statement number and sequence number enable the Receiver to put the different messages into sequence and thus form the complete statement.

**EXAMPLE**

The first message of a statement is :28C:235/1

The second message is :28C:235/2

---

and so on.

## 5. Field 34F: Debit/(Debit and Credit) Floor Limit Indicator

### FORMAT

Option F                    3!a[1!a]15d                    (Currency)(D/C Mark)(Amount)

### PRESENCE

Mandatory

### DEFINITION

This field specifies the minimum value (transaction amount) reported in the message.

### CODES

When D/C Mark is present, it must contain the following code (Error code(s): T51):

D	Debit	Debit floor limit.
---	-------	--------------------

### NETWORK VALIDATED RULES

Currency must be a valid ISO 4217 currency code (Error code(s): T52).

The integer part of Amount must contain at least one digit. The decimal comma ',' is mandatory and is included in the maximum length. The number of digits following the comma must not exceed the maximum number allowed for the specified currency (Error code(s): C03,T40,T43).

### USAGE RULES

When field 34F Credit Floor Limit Indicator is absent, the floor limit applies to both debit and credit amounts. When different limits apply, field 34F Credit Floor Limit Indicator must be present.

## 6. Field 34F: Credit Floor Limit Indicator

### FORMAT

Option F                    3!a[1!a]15d                    (Currency)(D/C Mark)(Amount)

### PRESENCE

Conditional (see rule C2)

### DEFINITION

This field specifies the minimum credit value (transaction amount) reported in the message.

### CODES

D/C Mark must contain the following code (Error code(s): T51):

C                      Credit                      Credit floor limit.

**NETWORK VALIDATED RULES**

Currency must be a valid ISO 4217 currency code (Error code(s): T52).

The integer part of Amount must contain at least one digit. The decimal comma ',' is mandatory and is included in the maximum length. The number of digits following the comma must not exceed the maximum number allowed for the specified currency (Error code(s): C03,T40,T43).

**USAGE RULES**

When different limits apply, this field 34F must be present, with a credit indicator ('C').

**7. Field 13D: Date/Time Indication**

**FORMAT**

Option D                      6!n4!n1!x4!n                      (Date)(Time)(Sign)(Offset)

**PRESENCE**

Mandatory

**DEFINITION**

This field indicates the date, time and time zone at which the report was created.

**CODES**

One of the following codes must be used in Sign (Error code(s): T15):

+	Plus	The + sign.
-	Minus	The - sign.

**NETWORK VALIDATED RULES**

Date must be a valid date expressed as YYMMDD (Error code(s): T50).

Time must be a valid time expressed as HHMM (Error code(s): T38).

Time offset is expressed as 'HHMM', where the hour component, that is, 'HH', must be in the range of 00 through 13, and the minute component, that is, 'MM' must be in the range of 00 through 59. Any 'HH' or 'MM' component outside of these range checks will be disallowed (Error code(s): T16).

**USAGE RULES**

The time zone in which Time is expressed is to be identified by means of the offset against the UTC (Coordinated Universal Time - ISO 8601).

**EXAMPLE**

If a financial institution in New Zealand creates an MT 942 at 15.15 PM local time on 08 January 2009, Date/Time Indication field would be completed as follows:

```
:13D:0901081515+1300
```

whereby 090108 is the date, 1515 is the local time in New Zealand and +1300 is the offset of local New Zealand time in January against UTC.

Offsets of local time zones against UTC are published in the BIC Directory download file (TZ\*\*\*.txt file), which is available on [www.swiftrefdata.com](http://www.swiftrefdata.com).

**8. Field 61: Statement Line****FORMAT**

```
6!n[4!n]2a[1!a]15d1!a3!c16x[//16x]
[34x]
```

where subfields are:

Subfield	Format	Name
1	6!n	(Value Date)
2	[4!n]	(Entry Date)
3	2a	(Debit/Credit Mark)
4	[1!a]	(Funds Code)
5	15d	(Amount)
6	1!a3!c	(Transaction Type)(Identification Code)
7	16x	(Reference for the Account Owner)
8	[//16x]	(Reference of the Account Servicing Institution)
9	[34x]	(Supplementary Details)

**PRESENCE**

Optional

**DEFINITION**

This field contains the details of each transaction.

Subfield 1, Value Date, is the date on which the debit/credit is effective.

Subfield 2, Entry Date, is the date on which the transaction is booked to the account.

Subfield 3, Debit/Credit Mark, see description in the Codes section, if needed.

Subfield 4, Funds Code, is the 3rd character of the currency code.

Subfield 5, Amount, is the amount of the transaction.

Subfield 6, Transaction Type and Identification Code, see description in the Codes section.

Subfield 7, Reference for the Account Owner, is the reference of the message (SWIFT or any other) or document that resulted in this entry. This is a reference that the account owner can use to identify the reason for the entry. See further details in the Usage Rules section.

Subfield 8, Reference of the Account Servicing Institution, is the reference of the advice or instruction sent by the account servicing institution to the account owner. See further details in the Usage Rules section.

Subfield 9, Supplementary Details, see details in the Usage Rules section.

## CODES

Subfield 3, Debit/Credit Mark must contain one of the following codes (Error code(s): T51):

C	Credit
D	Debit
EC	Expected Credit
ED	Expected Debit
RC	Reversal of Credit (debit entry)
RD	Reversal of Debit (credit entry)

## CODES

In subfield 6, Transaction Type must contain one of the following codes (Error code(s): T53):

S	SWIFT transfer	For entries related to SWIFT transfer instructions and subsequent charge messages.
N	Non-SWIFT transfer	For entries related to payment and transfer instructions, including related charges messages, not sent through SWIFT or where an alpha description is preferred.
F	First advice	For entries being first advised by the statement (items originated by the account servicing institution).

## CODES

In subfield 6, when Transaction Type is 'N' or 'F', Identification Code may contain one of the following codes:

BNK	Securities Related Item - Bank Fees
BOE	Bill of Exchange
BRF	Brokerage Fee
CAR	Securities Related Item - Corporate Actions Related (should only be used when no specific corporate action event code is available)
CAS	Securities Related Item - Cash in Lieu



---

---

CHG	Charges and Other Expenses
CHK	Cheques
CLR	Cash Letters/Cheques Remittance
CMI	Cash Management Item - No Detail
CMN	Cash Management Item - Notional Pooling
CMP	Compensation Claims
CMS	Cash Management Item - Sweeping
CMT	Cash Management Item - Topping
CMZ	Cash Management Item - Zero Balancing
COL	Collections (used when entering a principal amount)
COM	Commission
CPN	Securities Related Item - Coupon Payments
DCR	Documentary Credit (used when entering a principal amount)
DDT	Direct Debit Item
DIS	Securities Related Item - Gains Disbursement
DIV	Securities Related Item - Dividends
EQA	Equivalent Amount
EXT	Securities Related Item - External Transfer for Own Account
FEX	Foreign Exchange
INT	Interest Related Amount
LBX	Lock Box
LDP	Loan Deposit
MAR	Securities Related Item - Margin Payments/Receipts
MAT	Securities Related Item - Maturity
MGT	Securities Related Item - Management Fees
MSC	Miscellaneous
NWI	Securities Related Item - New Issues Distribution
ODC	Overdraft Charge
OPT	Securities Related Item - Options
PCH	Securities Related Item - Purchase (including STIF and Time deposits)
POP	Securities Related Item - Pair-off Proceeds
PRN	Securities Related Item - Principal Pay-down/Pay-up
REC	Securities Related Item - Tax Reclaim
RED	Securities Related Item - Redemption/Withdrawal
RIG	Securities Related Item - Rights

RTI	Returned Item
SAL	Securities Related Item - Sale (including STIF and Time deposits)
SEC	Securities (used when entering a principal amount)
SLE	Securities Related Item - Securities Lending Related
STO	Standing Order
STP	Securities Related Item - Stamp Duty
SUB	Securities Related Item - Subscription
SWP	Securities Related Item - SWAP Payment
TAX	Securities Related Item - Withholding Tax Payment
TCK	Travellers Cheques
TCM	Securities Related Item - Tripartite Collateral Management
TRA	Securities Related Item - Internal Transfer for Own Account
TRF	Transfer
TRN	Securities Related Item - Transaction Fee
UWC	Securities Related Item - Underwriting Commission
VDA	Value Date Adjustment (used with an entry made to withdraw an incorrectly dated entry - it will be followed by the correct entry with the relevant code)
WAR	Securities Related Item - Warrant

## CODES

In subfield 6, when Transaction Type is 'S', Identification Code will indicate the message type of the SWIFT message causing the entry (for debit entries) or the message type of the SWIFT message used to advise the account owner (for credit entries). It must be a number (format 3!n) in the range 100-999 (Error code(s): T18).

## NETWORK VALIDATED RULES

Subfield 1, **Value Date**, must be a valid date expressed as YYYYMMDD (Error code(s): T50).

The SWIFT System validates subfield 2, **Entry Date** (Date in reduced ISO form), using current System Year (Error code(s): T50).

The integer part of subfield 5, Amount, must contain at least one digit. The decimal comma ',' is mandatory and is included in the maximum length (Error code(s): T40,T43).

## USAGE RULES

This field may be repeated within the constraints of the maximum input message length.

Subfield 2, Entry Date, is normally only used when different from the value date.

'Original' advice for charges, that is, the first time the account owner is informed of a charge, must be identified in subfield 6, with the **Transaction Type** 'F' and the **Identification Code** 'CHG'.

---

The following rules apply to subfield 7, **Reference for the Account Owner**:

- At least one valid character other than a blank must be present.
- For debit entries, the purpose of this subfield is to identify, to the account owner, the instruction which caused the debit. Therefore, the content of this subfield is the field 20 Sender's Transaction Reference Number (or its equivalent) of the original instruction.
- Credit entries may be the result of one of the following situations:
  1. The account servicing institution is identifying, to the account owner the receipt of funds for its account as a result of a related transaction. In this case, the content of subfield 7, Reference for the Account Owner is the reference for the beneficiary (for example, field 21 Related Reference) of the related transaction.
  2. The account servicing institution has issued a payment instruction to the account owner and the credit identified in this subfield is for that payment. The content of subfield 7, Reference for the Account Owner is the field 20 Transaction Reference Number (or its equivalent) of the payment instruction issued by the account servicing institution.
- If no reference is available for this subfield, the code NONREF shall be used. The account servicing institution must then supply, in subfield 9, **Supplementary Details**, what it considers to be the best alternative information.
- This reference must be quoted in all cases when available. In cases where a transaction passes through several financial institutions, the original reference must always be forwarded.
- This reference must always be quoted against any charges or fees debited by the account servicing institution.
- Debits against standing instructions must show the reference of the standing instruction.
- In cases where a mutually agreed alternative reference exists (for example, in foreign exchange or money market transactions), this reference should then be used.
- If the statement entry concerns a cheque, the cheque number should be indicated in this subfield.

The following rules apply to subfield 8, **Reference of the Account Servicing Institution**:

- The content of this subfield is the account servicing institution's own reference for the transaction.
- When the transaction has been initiated by the account servicing institution, this reference may be identical to subfield 7, Reference for the Account Owner. If this is the case, Reference of the Account Servicing Institution, subfield 8 may be omitted.

The following rules apply to subfield 9, **Supplementary Details**:

- When no reference for the account owner is available, that is, subfield 7, Reference for the Account Owner, contains NONREF, the account servicing institution should provide the best available alternative information in this subfield.
- Supplementary details may be provided when an advice has not been sent for a transaction, or to provide additional information to facilitate reconciliation.
- This field may contain ERI to transport dual currencies, as explained in the chapter "Euro-Related Information (ERI)" in the *Standards MT General Information*.

- In order to comply with the EC-directive on cross border credit transfers, the optional code word EXCH may be used to transport an exchange rate. In line with ERI, the code word EXCH is placed between slashes, followed by the exchange rate, format 12d, and terminated with another slash.

#### EXAMPLE

(1) :61:0901230122C3500,25FCHK304955//4958843

(2) :61:0901230122C3500,25FCHK304955//4958843

ADDITIONAL INFORMATION

## 9. Field 86: Information to Account Owner

#### FORMAT

6\*65x (Narrative)

#### PRESENCE

Conditional (see rule C3)

#### DEFINITION

This field contains additional information about the transaction detailed in the preceding statement line which is to be passed on to the account owner.

#### USAGE RULES

This field may contain ERI to transport dual currencies, as explained in the chapter "Euro-Related Information (ERI)" in the *Standards MT General Information*.

Since the charges field in the customer transfers is repetitive, it may be necessary to report more than one charges amount in the resulting statement. In this case, it is allowed to repeat the code word CHGS before the code word OCMT. The order in which the charges are specified is the same as in the customer transfers, that is, the order in which the charges have been taken during the transaction. So, the last appearance of the code word CHGS always specifies the charges (if any) of the account servicing institution.

In order to comply with the EC-directive on cross border credit transfers, the optional code word EXCH may be used to transport an exchange rate. In line with ERI, the code word EXCH is placed between slashes, followed by the exchange rate, format 12d, and terminated with another slash. The code may be repeated if the account servicing institution wants to report an exchange rate that it applied, in addition to the exchange rate received in the instruction. The order in which the exchange rates are specified is the same as the order in which the rates have been applied during the transaction. So, the last appearance of the code word EXCH always specifies the rate applied by the account servicing institution.

An ordering party is identified with the preceding code /ORDP/. The information following this code is copied from field 50a of the customer payment order, or field 52a (sender if field 52a is not present) of the financial institution transfer. The code should be used at the beginning of a line.

In case of a debit item, a beneficiary party may be identified with the preceding code /BENM/. The information following this code is copied from field 59a of the customer payment order, or field 58a

---

of the financial institution transfer. The code should be used at the beginning of a line.

In case remittance information from field 70 of the payment instruction is to be included in this field, it should be preceded by the code /REMI/.

In case the information in field 72 of the payment instruction is intended for the account owner, it should be copied into field 86 as it is. Codes used in field 72 of the payment instruction have therefore the same meaning in field 86 of the statement. If only free text is used in field 72, it is to be copied as it is since a code in field 86 will not add any value.

## 10. Field 90D: Number and Sum of Entries

### FORMAT

Option D	5n3!a15d	(Number)(Currency)(Amount)
----------	----------	----------------------------

### PRESENCE

Optional

### DEFINITION

This field indicates the total number and amount of debit entries.

### NETWORK VALIDATED RULES

Currency must be a valid ISO 4217 currency code (Error code(s): T52).

The integer part of Amount must contain at least one digit. The decimal comma ',' is mandatory and is included in the maximum length. The number of digits following the comma must not exceed the maximum number allowed for the specified currency (Error code(s): C03,T40,T43).

## 11. Field 90C: Number and Sum of Entries

### FORMAT

Option C	5n3!a15d	(Number)(Currency)(Amount)
----------	----------	----------------------------

### PRESENCE

Optional

### DEFINITION

This field indicates the total number and amount of credit entries.

### NETWORK VALIDATED RULES

Currency must be a valid ISO 4217 currency code (Error code(s): T52).

The integer part of Amount must contain at least one digit. The decimal comma ',' is mandatory and is included in the maximum length. The number of digits following the comma must not exceed the maximum number allowed for the specified currency (Error code(s): C03,T40,T43).

## 12. Field 86: Information to Account Owner

### FORMAT

6\*65x (Narrative)

### PRESENCE

Optional

### DEFINITION

This field contains additional information about the message as a whole which is to be passed to the account owner.

## MT 942 Examples

### Example 1: Report

#### Narrative

Merita Bank, Helsinki, in response to an MT 920 Request Message (reference 5678), sends an MT 942 to Midland Bank, London, for account number 123-45678 of Smythe Publications, for 26 June 2009, as of 12:00 Noon.

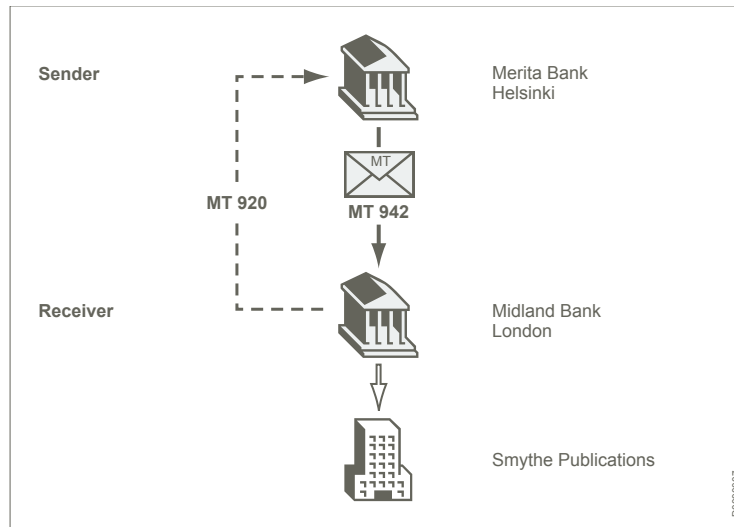
Debit Floor Limit:	euro 100,000
Credit Floor Limit:	euro 50,000

#### Transaction Details:

(1)	Value Date: 26 June 2009 Debit: Transaction Type: Collections Reference for the Account Owner: ABCD Merita Bank's Reference: 12345	EUR 120,000
(2)	Value Date: 26 June 2009 Credit: Transaction Type: Foreign Exchange Reference for the Account Owner: 99485 Merita Bank's Reference: 678922	EUR 55,000

Total Debits: 9	euro 210,000
Total Credits:87	euro 385,700

**Information Flow**



**SWIFT Message**

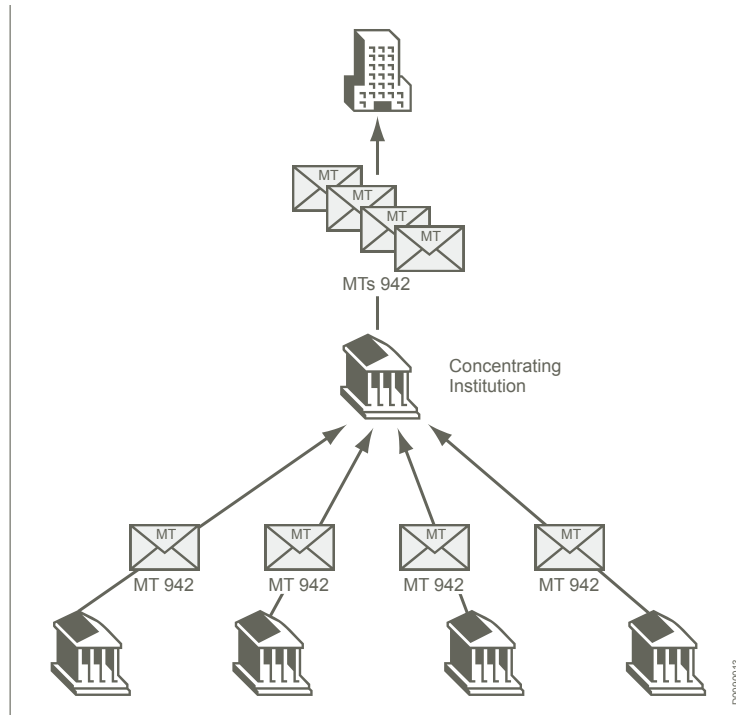
Explanation	Format
Sender	MRITFIHH
Message Type	942
Receiver	MIDLGB22
Message Text	
Transaction Reference Number	:20:345678
Related Reference (MT 920)	:21:5678
Account Identification	:25:123-45678
Statement Number/Sequence Number	:28C:124/1
Debit Floor Limit Indicator	:34F:EURD100000,
Credit Floor Limit Indicator	:34F:EURC50000,
Date/Time Indication	:13D:0906261200+0300
1st Transaction	
Statement Line	:61:090626D120000,NCOLABCD//12345
2nd Transaction	
Statement Line	:61:090626C55000,NFEX99485//678922
Number and Sum of Debits	:90D:9EUR210000,
Number and Sum of Credits	:90C:87EUR385700,
End of Message Text/Trailer	

## Example 2: Concentrating Institution

### Narrative

A corporate customer owns an account with its local bank and also owns accounts with 4 different banks outside its own country. The corporate customer asks its local bank to receive report messages from the 4 international banks on its behalf. The local bank acts as a concentrating institution, receiving the report messages and passing them on to the corporate customer.

### Information Flow





# MT 950 Statement Message

## MT 950 Scope

This message type is sent by an account servicing institution to an account owner.

It is used to transmit detailed information about all entries, whether or not caused by a SWIFT message, booked to the account.

## MT 950 Format Specifications

### MT 950 Statement Message

Status	Tag	Field Name	Content/Options	No.
M	20	Transaction Reference Number	16x	1
M	25	Account Identification	35x	2
M	28C	Statement Number/Sequence Number	5n[/5n]	3
M	60a	Opening Balance	F or M	4
----->				
O	61	Statement Line	6!n[4!n]2a[1!a]15d1!a3!c16x[//16x] [34x]	5
-----				
M	62a	Closing Balance (Booked Funds)	F or M	6
O	64	Closing Available Balance (Available Funds)	1!a6!n3!a15d	7
M = Mandatory, O = Optional - Network Validated Rules may apply				

## MT 950 Network Validated Rules

- C1** The first two characters of the three character currency code in fields 60a, 62a and 64 must be the same (Error code(s): C27).

## MT 950 Usage Rules

- Charges, interest and other adjustments may be referenced as follows:
  - By reference to a previous MT n90 Advice of Charges, Interest and Other Adjustments message (for information regarding the formatting of the MTn90, see *Category n - Common Group Messages*).
  - By original advice via this statement, under the following conditions:
    - The charges must be unambiguously identified with a single associated underlying transaction, for example, the account owner's reference of the original transaction.

- The principal amount must be separately identified on the statement.
- The required references must fit the constraints of the statement line.
- It is important that amounts should be identical to those of related messages. Charges which are clearly indicated in another message concerning the same entry, or which form an integral part of another message, for example, proceeds of a collection, do not need to be specifically indicated in the statement. Deductions, for example, charges, above and beyond those previously accounted for in a related message shall appear separately with the appropriate code. They shall use the same reference for the account owner or other suitable reference if no reference for the account owner is available.
- The account servicing institution must not 'bulk' separate transactions, charges, or charges with transactions. When booking multiple messages, individual transactions, for example, one entry per TRN (field 20), must be booked.
- It is recommended that statements be sent daily, that is, at the end of each business day, when movement in the account has occurred. If no movement has occurred, that is, no entries have been posted, it is recommended that the statement frequency should be monthly, and that the maximum interval between statements should not exceed one year.
- To facilitate manual reconciliation, it is recommended that statement entries be sorted by debits and credits and these by value date in ascending amounts.
- Since the length of a SWIFT message is restricted to the maximum input message length, several messages may be required to accommodate all the information for one statement.

## MT 950 Field Specifications

### 1. Field 20: Transaction Reference Number

#### FORMAT

16x

#### PRESENCE

Mandatory

#### DEFINITION

This field specifies the reference assigned by the Sender to unambiguously identify the message.

#### NETWORK VALIDATED RULES

This field must not start or end with a slash '/' and must not contain two consecutive slashes '//'  
(Error code(s): T26).

#### USAGE RULES

The TRN may be the same or different for the separate messages of a statement consisting of several messages.

## 2. Field 25: Account Identification

### FORMAT

35x (Account)

### PRESENCE

Mandatory

### DEFINITION

This field identifies the account for which the statement is sent.

## 3. Field 28C: Statement Number/Sequence Number

### FORMAT

Option C 5n[/5n] (Statement Number)(Sequence Number)

### PRESENCE

Mandatory

### DEFINITION

This field contains the sequential number of the statement, optionally followed by the sequence number of the message within that statement when more than one message is sent for the statement.

### EXAMPLE

The first message of a statement is :28C:235/1

The second message is :28C:235/2 and so on.

## 4. Field 60a: Opening Balance

### FORMAT

Option F 1!a6!n3!a15d (D/C Mark)(Date)(Currency)(Amount)

Option M 1!a6!n3!a15d (D/C Mark)(Date)(Currency)(Amount)

### PRESENCE

Mandatory

### DEFINITION

This field specifies, for the (intermediate) opening balance, whether it is a debit or credit balance, the date, the currency and the amount of the balance.

## CODES

In option F or M, D/C Mark must contain one of the following codes (Error code(s): T51):

C	Credit	The (intermediate) opening balance is a credit balance.
D	Debit	The (intermediate) opening balance is a debit balance.

## NETWORK VALIDATED RULES

Date must be a valid date expressed as YYMMDD (Error code(s): T50).

Currency must be a valid ISO 4217 currency code (Error code(s): T52).

The integer part of Amount must contain at least one digit. The decimal comma ',' is mandatory and is included in the maximum length. The number of digits following the comma must not exceed the maximum number allowed for the specified currency (Error code(s): C03,T40,T43).

## USAGE RULES

The D/C Mark, Currency and Amount in this field must always be the same as the D/C Mark, Currency and Amount in field 62a (closing balance) of the previous statement message for this account.

The first statement message for a specified period must contain field 60F (first opening balance); additional statement messages for the same statement period must contain field 60M (intermediate opening balance).

## 5. Field 61: Statement Line

### FORMAT

6!n[4!n]2a[1!a]15d1!a3!c16x[//16x]  
[34x]

where subfields are:

Subfield	Format	Name
1	6!n	(Value Date)
2	[4!n]	(Entry Date)
3	2a	(Debit/Credit Mark)
4	[1!a]	(Funds Code)
5	15d	(Amount)
6	1!a3!c	(Transaction Type)(Identification Code)
7	16x	(Reference for the Account Owner)
8	[//16x]	(Reference of the Account Servicing Institution)
9	[34x]	(Supplementary Details)

---



---

**PRESENCE**

Optional

**DEFINITION**

This field contains the details of each transaction.

Subfield 1, Value Date, is the date on which the debit/credit is effective.

Subfield 2, Entry Date, is the date on which the transaction is booked to the account.

Subfield 3, Debit/Credit Mark, see description in the Codes section.

Subfield 4, Funds Code, is the 3rd character of the currency code, if needed.

Subfield 5, Amount, is the amount of the transaction.

Subfield 6, Transaction Type and Identification Code, see description in the Codes section.

Subfield 7, Reference for the Account Owner, is the reference of the message (SWIFT or any other) or document that resulted in this entry. This is a reference that the account owner can use to identify the reason for the entry. See further details in the Usage Rules section.

Subfield 8, Reference of the Account Servicing Institution, is the reference of the advice or instruction sent by the account servicing institution to the account owner. See further details in the Usage Rules section.

Subfield 9, Supplementary Details, see details in the Usage Rules section.

**CODES**

Subfield 3, Debit/Credit Mark must contain one of the following codes (Error code(s): T51):

C	Credit
D	Debit
RC	Reversal of Credit (debit entry)
RD	Reversal of Debit (credit entry)

**CODES**

In subfield 6, Transaction Type must contain one of the following codes (Error code(s): T53):

S	SWIFT transfer	For entries related to SWIFT transfer instructions and subsequent charge messages.
N	Non-SWIFT transfer	For entries related to payment and transfer instructions, including related charges messages, not sent through SWIFT or where an alpha description is preferred.
F	First advice	For entries being first advised by the statement (items originated by the account servicing institution).

## CODES

In subfield 6, when Transaction Type is 'N' or 'F', Identification Code may contain one of the following codes:

BNK	Securities Related Item - Bank Fees
BOE	Bill of Exchange
BRF	Brokerage Fee
CAR	Securities Related Item - Corporate Actions Related (should only be used when no specific corporate action event code is available)
CAS	Securities Related Item - Cash in Lieu
CHG	Charges and Other Expenses
CHK	Cheques
CLR	Cash Letters/Cheques Remittance
CMI	Cash Management Item - No Detail
CMN	Cash Management Item - Notional Pooling
CMP	Compensation Claims
CMS	Cash Management Item - Sweeping
CMT	Cash Management Item - Topping
CMZ	Cash Management Item - Zero Balancing
COL	Collections (used when entering a principal amount)
COM	Commission
CPN	Securities Related Item - Coupon Payments
DCR	Documentary Credit (used when entering a principal amount)
DDT	Direct Debit Item
DIS	Securities Related Item - Gains Disbursement
DIV	Securities Related Item - Dividends
EQA	Equivalent Amount
EXT	Securities Related Item - External Transfer for Own Account
FEX	Foreign Exchange
INT	Interest Related Amount
LBX	Lock Box
LDP	Loan Deposit
MAR	Securities Related Item - Margin Payments/Receipts
MAT	Securities Related Item - Maturity
MGT	Securities Related Item - Management Fees
MSC	Miscellaneous

---

NWI	Securities Related Item - New Issues Distribution
ODC	Overdraft Charge
OPT	Securities Related Item - Options
PCH	Securities Related Item - Purchase (including STIF and Time deposits)
POP	Securities Related Item - Pair-off Proceeds
PRN	Securities Related Item - Principal Pay-down/Pay-up
REC	Securities Related Item - Tax Reclaim
RED	Securities Related Item - Redemption/Withdrawal
RIG	Securities Related Item - Rights
RTI	Returned Item
SAL	Securities Related Item - Sale (including STIF and Time deposits)
SEC	Securities (used when entering a principal amount)
SLE	Securities Related Item - Securities Lending Related
STO	Standing Order
STP	Securities Related Item - Stamp Duty
SUB	Securities Related Item - Subscription
SWP	Securities Related Item - SWAP Payment
TAX	Securities Related Item - Withholding Tax Payment
TCK	Travellers Cheques
TCM	Securities Related Item - Tripartite Collateral Management
TRA	Securities Related Item - Internal Transfer for Own Account
TRF	Transfer
TRN	Securities Related Item - Transaction Fee
UWC	Securities Related Item - Underwriting Commission
VDA	Value Date Adjustment (used with an entry made to withdraw an incorrectly dated entry - it will be followed by the correct entry with the relevant code)
WAR	Securities Related Item - Warrant

## CODES

In subfield 6, when Transaction Type is 'S', Identification Code will indicate the message type of the SWIFT message causing the entry (for debit entries) or the message type of the SWIFT message used to advise the account owner (for credit entries). It must be a number (format 3!n) in the range 100-999 (Error code(s): T18).

## NETWORK VALIDATED RULES

Subfield 1, **Value Date**, must be a valid date expressed as YYMMDD (Error code(s): T50).

The SWIFT System validates subfield 2, **Entry Date** (Date in reduced ISO form MMDD), using current System Year (Error code(s): T50).

The integer part of subfield 5, Amount, must contain at least one digit. The decimal comma ',' is mandatory and is included in the maximum length (Error code(s): T40,T43).

## USAGE RULES

This field may be repeated within the constraints of the maximum input message length.

Subfield 2, Entry Date, is normally only used when different from the value date.

'Original' advice for charges, that is, the first time the account owner is informed of a charge, must be identified in subfield 6, with the **Transaction Type** 'F' and the **Identification Code** 'CHG'.

The following rules apply to subfield 7, **Reference for the Account Owner**:

- At least one valid character other than a blank must be present.
- For debit entries, the purpose of this subfield is to identify, to the account owner, the instruction which caused the debit. Therefore, the content of this subfield is the field 20 Sender's Transaction Reference Number (or its equivalent) of the original instruction.
- Credit entries may be the result of one of the following situations:
  1. The account servicing institution is identifying, to the account owner the receipt of funds for its account as a result of a related transaction. In this case, the content of subfield 7, Reference for the Account Owner is the reference for the beneficiary (for example, field 21 Related Reference) of the related transaction.
  2. The account servicing institution has issued a payment instruction to the account owner and the credit identified in this subfield is for that payment. The content of subfield 7, Reference for the Account Owner is the field 20 Transaction Reference Number (or its equivalent) of the payment instruction issued by the account servicing institution.
- If no reference is available for this subfield, the code NONREF shall be used. The account servicing institution must then supply, in subfield 9, **Supplementary Details**, what it considers to be the best alternative information.
- This reference must be quoted in all cases when available. In cases where a transaction passes through several financial institutions, the original reference must always be forwarded.
- This reference must always be quoted against any charges or fees debited by the account servicing institution.
- Debits against standing instructions must show the reference of the standing instruction.
- In cases where a mutually agreed alternative reference exists (for example, in foreign exchange or money market transactions), this reference should then be used.
- If the statement entry concerns a cheque, the cheque number should be indicated in this subfield.

The following rules apply to subfield 8, **Reference of the Account Servicing Institution**:

- The content of this subfield is the account servicing institution's own reference for the transaction.



- When the transaction has been initiated by the account servicing institution, this reference may be identical to subfield 7, Reference for the Account Owner. If this is the case, Reference of the Account Servicing Institution, subfield 8 may be omitted.

The following rules apply to subfield 9, **Supplementary Details**:

- When no reference for the account owner is available, that is, subfield 7, Reference for the Account Owner contains NONREF, the account servicing institution should provide the best available alternative information in this subfield.
- Supplementary details may be provided when an advice has not been sent for a transaction, or to provide additional information to facilitate reconciliation.

#### EXAMPLE

(1) :61:0901230122C3500,25FCHK304955//4958843

(2) :61:0901230122C3500,25FCHK304955//4958843  
ADDITIONAL INFORMATION

## 6. Field 62a: Closing Balance (Booked Funds)

#### FORMAT

Option F	1!a6!n3!a15d	(D/C Mark)(Date)(Currency)(Amount)
Option M	1!a6!n3!a15d	(D/C Mark)(Date)(Currency)(Amount)

#### PRESENCE

Mandatory

#### DEFINITION

This field specifies, for the (intermediate) closing balance, whether it is a debit or credit balance, the date, the currency and the amount of the balance.

#### CODES

In option F or M, D/C Mark must contain one of the following codes (Error code(s): T51):

C	Credit	The (intermediate) closing balance is a credit balance.
D	Debit	The (intermediate) closing balance is a debit balance.

#### NETWORK VALIDATED RULES

Date must be a valid date expressed as YYMMDD (Error code(s): T50).

Currency must be a valid ISO 4217 currency code (Error code(s): T52).

The integer part of Amount must contain at least one digit. The decimal comma ',' is mandatory and is included in the maximum length. The number of digits following the comma must not exceed the maximum number allowed for the specified currency (Error code(s): C03,T40,T43).

## USAGE RULES

The D/C Mark, Currency and Amount in this field must always be the same as the D/C Mark, Currency and Amount in field 60a (opening balance) of the subsequent statement message for this account.

If there is only one statement message transmitted for the period, this field must use tag option F, that is, 62F (final closing balance). When several messages are transmitted for the same statement period, all messages except the last message must contain field 62M (intermediate closing balance); the last message of the statement must contain field 62F.

## 7. Field 64: Closing Available Balance (Available Funds)

### FORMAT

1!a6!n3!a15d (D/C Mark)(Date)(Currency)(Amount)

### PRESENCE

Optional

### DEFINITION

This field indicates the funds which are available to the account owner (if credit balance) or the balance which is subject to interest charges (if debit balance).

### CODES

D/C Mark must contain one of the following codes (Error code(s): T51):

C	Credit	The closing available balance is a credit balance.
D	Debit	The closing available balance is a debit balance.

### NETWORK VALIDATED RULES

Date must be a valid date expressed as YYMMDD (Error code(s): T50).

Currency must be a valid ISO 4217 currency code (Error code(s): T52).

The integer part of Amount must contain at least one digit. The decimal comma ',' is mandatory and is included in the maximum length. The number of digits following the comma must not exceed the maximum number allowed for the specified currency (Error code(s): C03,T40,T43).

## MT 950 Examples

### Narrative

On 28 May, 2009, ABN Amro Bank, Amsterdam, sends a statement of account to UBS, Zürich. The statement contains the following information:

Account Number 123-456789

---

Statement Number 102

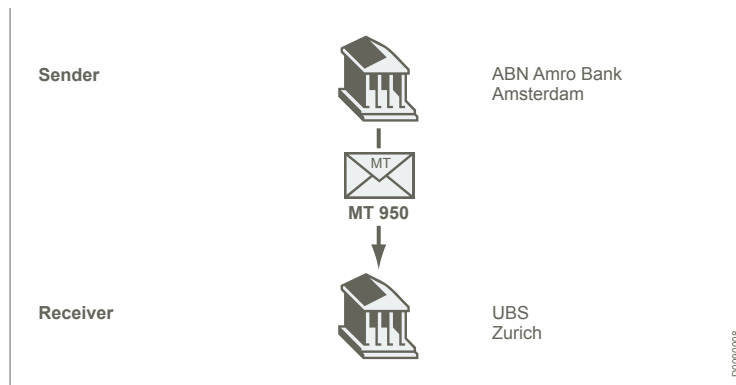
Opening Balance: euro (EUR) 3,723,495 (Credit)

**Transaction Details**

- |     |   |                  |
|-----|---|------------------|
| (1) | Value Date: 28-05-09                        | Debit: EUR 30.2  |
|     | Transaction Type: Cheque                    |                  |
|     | Reference for the Account Owner: 78911      |                  |
|     | ABN's Reference: 123464                     |                  |
| (2) | Value Date: 28-05-09                        | Debit: EUR 250   |
|     | Transaction Type: Cheque                    |                  |
|     | Reference for the Account Owner: 67822      |                  |
|     | ABN's Reference: 123460                     |                  |
| (3) | Value Date: 28-05-09                        | Debit: EUR 450   |
|     | Transaction Type: SWIFT MT 103              |                  |
|     | Reference for the Account Owner: 494933/DEV |                  |
|     | ABN's Reference: PO64118                    |                  |
|     | Details: Favour K. DESMID                   |                  |
| (4) | Value Date: 28-05-09                        | Debit: EUR 500   |
|     | Transaction Type: Cheque                    |                  |
|     | Reference for the Account Owner: 45633      |                  |
|     | ABN's Reference: 123456                     |                  |
| (5) | Value Date: 28-05-09                        | Debit: EUR 2,500 |
|     | Transaction Type: Cheque                    |                  |
|     | Reference for the Account Owner: 56728      |                  |
|     | ABN's Reference: 123457                     |                  |
| (6) | Value Date: 28-05-09                        | Debit: EUR 5,000 |
|     | Transaction Type: SWIFT MT 200              |                  |
|     | Reference for the Account Owner: 23/200516  |                  |
|     | ABN's Reference: 47829                      |                  |
|     | Details: Order Rotterdam                    |                  |

- (7) Value Date: 28-05-09 Debit: EUR 1.2  
 Transaction Type: First time charge  
 Reference for the Account Owner: 494935/DEV  
 ABN's Reference: 67914
  - (8) Value Date: 28-05-09 Debit: EUR 1,058.47  
 Transaction Type: SWIFT MT 103  
 Reference for the Account Owner: 494931  
 ABN's Reference: 3841188  
 Details: Favour H. F. Janssen
  - (9) Value Date: 28-05-09 Debit: EUR 3,840  
 Transaction Type: SWIFT MT 103  
 Reference for the Account Owner: 494935  
 ABN's Reference: 3841189  
 Details: Favour H. F. Janssen
- Closing Book Balance: EUR 3709865,13 (Credit)

**Information Flow**



**SWIFT Message**

Explanation	Format
Sender	ABNANL2A
Message Type	950
Receiver	UBSWCHZH80A
Message Text	
Transaction Reference Number	:20:123456

Explanation	Format
Account Identification	:25:123-456789
Statement Number	:28C:102
Opening Balance	:60F:C090528EUR3723495,
1st Transaction	:61:090528D1,2FCHG494935/DEV//67914
2nd Transaction	:61:090528D30,2NCHK78911//123464
3rd Transaction	:61:090528D250,NCHK67822//123460
4th Transaction	:61:090528D450,S103494933/DEV//PO64118 FAVOUR K. DESMID
5th Transaction	:61:090528D500,NCHK45633//123456
6th Transaction	:61:090528D1058,47S103494931//3841188 FAVOUR H.F. JANSSEN
7th Transaction	:61:090528D2500,NCHK56728//123457
8th Transaction	:61:090528D3840,S103494935//3841189 FAVOUR H.F. JANSSEN
9th Transaction	:61:090528D5000,S20023/200516//47829 ORDER ROTTERDAM
Closing Balance	:62F:C090528EUR3709865,13
End of Message Text/Trailer	

**Note:** The transactions appear in the message sorted in ascending amounts, and therefore the order does not correspond to the order in which they are listed in the narrative description of this example.

## MT 970 Netting Statement

**Note:** This message may only be sent and received after prior arrangement between a user and SWIFT. This message may only be sent and received by users that are members of a Closed User Group (CUG) environment, typically a market infrastructure CUG.

### MT 970 Scope

This message type is sent at pre-arranged times from a netting system to a subscriber to the netting system.

It is used to provide detailed information about all the transactions which have been recorded by the netting system involving the receiving financial institution.

All transactions are reported once only in an MT 970 Netting Statement.

### MT 970 Format Specifications

#### MT 970 Netting Statement

Status	Tag	Field Name	Content/Options	No.
M	20	Transaction Reference Number	16x	1
M	25	Account Identification	35x	2
M	28C	Statement Number/Sequence Number	5n[/5n]	3
M	60a	Opening Balance	F or M	4
----->				
O	61	Statement Line	6!n[4!n]2a[1!a]15d1!a3!c16x[//16x] [34x]	5
-----				
M	62a	Closing Balance	F or M	6
O	64	Closing Available Balance	1!a6!n3!a15d	7
M = Mandatory, O = Optional - Network Validated Rules may apply				

### MT 970 Network Validated Rules

**C1** The first two characters of the three character currency code in fields 60a, 62a and 64 must be the same (Error code(s): C27).

### MT 970 Usage Rules

- Entries must be sorted by ascending amount, within debits and credits.

- Since the length of a SWIFT message is restricted to the maximum input message length, several messages may be required to accommodate all the information in one statement.

## MT 970 Field Specifications

### 1. Field 20: Transaction Reference Number

#### FORMAT

16x

#### PRESENCE

Mandatory

#### DEFINITION

This field specifies a reference assigned by the Sender to unambiguously identify the message.

#### NETWORK VALIDATED RULES

This field must not start or end with a slash '/' and must not contain two consecutive slashes '/' (Error code(s): T26).

#### USAGE RULES

The TRN may be the same or different for the separate messages of a netting statement consisting of several messages.

### 2. Field 25: Account Identification

#### FORMAT

35x

#### PRESENCE

Mandatory

#### DEFINITION

This field identifies the netting position for which the netting statement is sent.

### 3. Field 28C: Statement Number/Sequence Number

#### FORMAT

Option C                      5n[/5n]                      (Statement Number)(Sequence Number)

PRESENCE

Mandatory

DEFINITION

This field contains the statement number of the netting statement, optionally followed by the sequence number of the message within that statement, when more than one message is sent for the statement.

EXAMPLE

The first message of a statement is :28C:235/1

The second message is :28C:235/2 and so on.

## 4. Field 60a: Opening Balance

FORMAT

Option F	1!a6!n3!a15d	(D/C Mark)(Date)(Currency)(Amount)
Option M	1!a6!n3!a15d	(D/C Mark)(Date)(Currency)(Amount)

PRESENCE

Mandatory

DEFINITION

This field specifies for the (intermediate) opening balance, whether it is a debit or credit balance, the date, the currency and the amount of the balance.

CODES

In option F or M, D/C Mark must contain one of the following codes (Error code(s): T51):

C	Credit	The (intermediate) opening balance is a credit balance.
D	Debit	The (intermediate) opening balance is a debit balance.

NETWORK VALIDATED RULES

Date must be a valid date expressed as YYMMDD (Error code(s): T50).

Currency must be a valid ISO 4217 currency code (Error code(s): T52).

The integer part of Amount must contain at least one digit. The decimal comma ',' is mandatory and is included in the maximum length. The number of digits following the comma must not exceed the maximum number allowed for the specified currency (Error code(s): C03,T40,T43).



---



---

## USAGE RULES

This field must always be the same as field 62a (closing balance) of the previous netting statement message (if any) for this netting position.

The first netting statement message of a statement must contain field 60F (first opening balance). Subsequent messages of the same statement must contain field 60M (intermediate opening balance).

## 5. Field 61: Statement Line

### FORMAT

6!n[4!n]2a[1!a]15d1!a3!c16x[//16x]  
[34x]

where subfields are:

Subfield	Format	Name
1	6!n	(Value Date)
2	[4!n]	(Entry Date)
3	2a	(Debit/Credit Mark)
4	[1!a]	(Funds Code)
5	15d	(Amount)
6	1!a3!c	(Transaction Type)(Identification Code)
7	16x	(Reference for the Account Owner)
8	[//16x]	(Reference of the Account Servicing Institution)
9	[34x]	(Supplementary Details)

### PRESENCE

Optional

### DEFINITION

This field contains the details of each transaction.

Subfield 1, Value Date, is the date on which the debit/credit is effective.

Subfield 2, Entry Date, is the date on which the transaction is booked to the account.

Subfield 3, Debit/Credit Mark, see description in the Codes section.

Subfield 4, Funds Code, is the 3rd character of the currency code, if needed.

Subfield 5, Amount, is the amount of the transaction.

Subfield 6, Transaction Type and Identification Code, see description in the Codes section.

Subfield 7, Reference for the Account Owner, is the reference of the message (SWIFT or any other) or document that resulted in this entry. This is a reference that the account owner can use to identify the reason for the entry. See further details in the Usage Rules section.

Subfield 8, Reference of the Account Servicing Institution, is the reference of the advice or instruction sent by the account servicing institution to the account owner. See further details in the Usage Rules section.

Subfield 9, Supplementary Details, see details in the Usage Rules section.

## CODES

Subfield 3, Debit/Credit Mark must contain one of the following codes (Error code(s): T51):

C	Credit
D	Debit
RC	Reversal of Credit (debit entry)
RD	Reversal of Debit (credit entry)

## CODES

In subfield 6, Transaction Type must contain one of the following codes (Error code(s): T53):

S	SWIFT transfer	For entries related to SWIFT transfer instructions and subsequent charge messages.
N	Non-SWIFT transfer	For entries related to payment and transfer instructions, including related charges messages, not sent through SWIFT or where an alpha description is preferred.
F	First advice	For entries being first advised by the statement (items originated by the account servicing institution).

## CODES

In subfield 6, when Transaction Type is 'N' or 'F', Identification Code may contain one of the following codes:

BNK	Securities Related Item - Bank Fees
BOE	Bill of Exchange
BRF	Brokerage Fee
CAR	Securities Related Item - Corporate Actions Related (should only be used when no specific corporate action event code is available)
CAS	Securities Related Item - Cash in Lieu
CHG	Charges and Other Expenses
CHK	Cheques
CLR	Cash Letters/Cheques Remittance
CMI	Cash Management Item - No Detail

---

---

CMN	Cash Management Item - Notional Pooling
CMP	Compensation Claims
CMS	Cash Management Item - Sweeping
CMT	Cash Management Item - Topping
CMZ	Cash Management Item - Zero Balancing
COL	Collections (used when entering a principal amount)
COM	Commission
CPN	Securities Related Item - Coupon Payments
DCR	Documentary Credit (used when entering a principal amount)
DDT	Direct Debit Item
DIS	Securities Related Item - Gains Disbursement
DIV	Securities Related Item - Dividends
EQA	Equivalent Amount
EXT	Securities Related Item - External Transfer for Own Account
FEX	Foreign Exchange
INT	Interest Related Amount
LBX	Lock Box
LDP	Loan Deposit
MAR	Securities Related Item - Margin Payments/Receipts
MAT	Securities Related Item - Maturity
MGT	Securities Related Item - Management Fees
MSC	Miscellaneous
NWI	Securities Related Item - New Issues Distribution
ODC	Overdraft Charge
OPT	Securities Related Item - Options
PCH	Securities Related Item - Purchase (including STIF and Time deposits)
POP	Securities Related Item - Pair-off Proceeds
PRN	Securities Related Item - Principal Pay-down/Pay-up
REC	Securities Related Item - Tax Reclaim
RED	Securities Related Item - Redemption/Withdrawal
RIG	Securities Related Item - Rights
RTI	Returned Item
SAL	Securities Related Item - Sale (including STIF and Time deposits)
SEC	Securities (used when entering a principal amount)
SLE	Securities Related Item - Securities Lending Related

STO	Standing Order
STP	Securities Related Item - Stamp Duty
SUB	Securities Related Item - Subscription
SWP	Securities Related Item - SWAP Payment
TAX	Securities Related Item - Withholding Tax Payment
TCK	Travellers Cheques
TCM	Securities Related Item - Tripartite Collateral Management
TRA	Securities Related Item - Internal Transfer for Own Account
TRF	Transfer
TRN	Securities Related Item - Transaction Fee
UWC	Securities Related Item - Underwriting Commission
VDA	Value Date Adjustment (used with an entry made to withdraw an incorrectly dated entry - it will be followed by the correct entry with the relevant code)
WAR	Securities Related Item - Warrant

## CODES

In subfield 6, when Transaction Type is 'S', Identification Code will indicate the message type of the SWIFT message causing the entry (for debit entries) or the message type of the SWIFT message used to advise the account owner (for credit entries). It must be a number (format 3!n) in the range 100-999 (Error code(s): T18).

## NETWORK VALIDATED RULES

Subfield 1, **Value Date**, must be a valid date expressed as YYMMDD (Error code(s): T50).

The SWIFT System validates subfield 2, **Entry Date** (Date in reduced ISO form), using current System Year (Error code(s): T50).

The integer part of subfield 5, Amount, must contain at least one digit. The decimal comma ',' is mandatory and is included in the maximum length (Error code(s): T40,T43).

## USAGE RULES

This field may be repeated within the constraints of the maximum input message length.

'Original' advice for charges, that is, the first time the account owner is informed of a charge, must be identified in subfield 6, with the **Transaction Type** 'F' and the **Identification Code** 'CHG'.

The following rules apply to subfield 7, **Reference for the Account Owner**:

- At least one valid character other than a blank must be present.
- For debit entries, the purpose of this subfield is to identify, to the account owner, the instruction which caused the debit. Therefore, the content of this subfield is the field 20 Sender's Transaction Reference Number (or its equivalent) of the original instruction.

- Credit entries may be the result of one of the following situations:
  1. The account servicing institution is identifying, to the account owner the receipt of funds for its account as a result of a related transaction. In this case, the content of subfield 7, Reference for the Account Owner is the reference for the beneficiary (for example, field 21 Related Reference) of the related transaction.
  2. The account servicing institution has issued a payment instruction to the account owner and the credit identified in this subfield is for that payment. The content of subfield 7, Reference for the Account Owner is the field 20 Transaction Reference Number (or its equivalent) of the payment instruction issued by the account servicing institution.
- If no reference is available for this subfield, the code NONREF shall be used. The account servicing institution must then supply, in subfield 9, **Supplementary Details**, what it considers to be the best alternative information.
- This reference must be quoted in all cases when available. In cases where a transaction passes through several financial institutions, the original reference must always be forwarded.
- This reference must always be quoted against any charges or fees debited by the account servicing institution.
- Debits against standing instructions must show the reference of the standing instruction.
- In cases where a mutually agreed alternative reference exists (for example, in foreign exchange or money market transactions), this reference should then be used.
- If the statement entry concerns a cheque, the cheque number should be indicated in this subfield.

The following rules apply to subfield 8, **Reference of the Account Servicing Institution**:

- The content of this subfield is the account servicing institution's own reference for the transaction.
- When the transaction has been initiated by the account servicing institution, this reference may be identical to subfield 7, Reference for the Account Owner. If this is the case, Reference of the Account Servicing Institution, subfield 8 may be omitted.

The following rules apply to subfield 9, **Supplementary Details**:

- When no reference for the account owner is available, that is, subfield 7, Reference for the Account Owner contains NONREF, the account servicing institution should provide the best available alternative information in this subfield.
- Supplementary details may be provided when an advice has not been sent for a transaction, or to provide additional information to facilitate reconciliation.

#### EXAMPLE

(1) :61:0901230122C3500,25FCHK304955//4958843

(2) :61:0901230122C3500,25FCHK304955//4958843

ADDITIONAL INFORMATION

## 6. Field 62a: Closing Balance

### FORMAT

Option F	1!a6!n3!a15d	(D/C Mark)(Date)(Currency)(Amount)
Option M	1!a6!n3!a15d	(D/C Mark)(Date)(Currency)(Amount)

### PRESENCE

Mandatory

### DEFINITION

This field specifies, for the (intermediate) closing balance, whether it is a debit or credit balance, the date, the currency and the amount of the balance.

### CODES

In option F or M, D/C Mark must contain one of the following codes (Error code(s): T51):

C	Credit	The (intermediate) closing balance is a credit balance.
D	Debit	The (intermediate) closing balance is a debit balance.

### NETWORK VALIDATED RULES

Date must be a valid date expressed as YYMMDD (Error code(s): T50).

Currency must be a valid ISO 4217 currency code (Error code(s): T52).

The integer part of Amount must contain at least one digit. The decimal comma ',' is mandatory and is included in the maximum length. The number of digits following the comma must not exceed the maximum number allowed for the specified currency (Error code(s): C03,T40,T43).

### USAGE RULES

The content of this field will be repeated in field 60a of the subsequent netting statement message for this netting position.

All netting statement messages of a statement, except the last message, must contain field 62M (intermediate closing balance); the last message of the statement must contain field 62F (final closing balance).

## 7. Field 64: Closing Available Balance

### FORMAT

1!a6!n3!a15d	(D/C Mark)(Date)(Currency)(Amount)
--------------	------------------------------------

### PRESENCE

Optional

**DEFINITION**

This field indicates the funds which are available to the Receiver (if credit balance) or the balance which is subject to interest charges (if debit balance).

**CODES**

D/C Mark must contain one of the following codes (Error code(s): T51):

C	Credit	The closing available balance is a credit balance.
D	Debit	The closing available balance is a debit balance.

**NETWORK VALIDATED RULES**

Date must be a valid date expressed as YYMMDD (Error code(s): T50).

Currency must be a valid ISO 4217 currency code (Error code(s): T52).

The integer part of Amount must contain at least one digit. The decimal comma ',' is mandatory and is included in the maximum length. The number of digits following the comma must not exceed the maximum number allowed for the specified currency (Error code(s): C03,T40,T43).

**MT 970 Examples**

For examples of this message type, see the Service Description of the netting system concerned.

## MT 971 Netting Balance Report

**Note:** This message may only be sent and received after prior arrangement between a user and SWIFT. This message may only be sent and received by users that are members of a Closed User Group (CUG) environment, typically a market infrastructure CUG.

### MT 971 Scope

This message type is sent, on request or at pre-arranged times, from a netting system to a subscriber to the netting system and to other authorised receivers.

It is used to advise the netting balance(s), at the time of transmission, for one or more financial institutions.

### MT 971 Format Specifications

#### MT 971 Netting Balance Report

Status	Tag	Field Name	Content/Options	No.
M	20	Transaction Reference Number	16x	1
----->				
M	25	Account Identification	35x	2
M	62F	Final Closing Balance	1!a6!n3!a15d	3
-----				
M = Mandatory, O = Optional - Network Validated Rules may apply				

### MT 971 Network Validated Rules

There are no network validated rules for this message type.

### MT 971 Field Specifications

#### 1. Field 20: Transaction Reference Number

##### FORMAT

16x

##### PRESENCE

Mandatory

##### DEFINITION

This field specifies the reference assigned by the Sender to unambiguously identify this message.



---



---

**NETWORK VALIDATED RULES**

This field must not start or end with a slash '/' and must not contain two consecutive slashes '/' (Error code(s): T26).

## 2. Field 25: Account Identification

**FORMAT**

35x

**PRESENCE**

Mandatory

**DEFINITION**

This field identifies the netting position for which the balance is being sent.

## 3. Field 62F: Final Closing Balance

**FORMAT**

Option F	1!a6!n3!a15d	(D/C Mark)(Date)(Currency)(Amount)
----------	--------------	------------------------------------

**PRESENCE**

Mandatory

**DEFINITION**

This field contains the balance for the netting position identified in field 25.

**CODES**

D/C Mark must contain one of the following codes (Error code(s): T51):

C	Credit	The final closing balance is a credit balance.
D	Debit	The final closing balance is a debit balance.

**NETWORK VALIDATED RULES**

Date must be a valid date expressed as YYMMDD (Error code(s): T50).

Currency must be a valid ISO 4217 currency code (Error code(s): T52).

The integer part of Amount must contain at least one digit. The decimal comma ',' is mandatory and is included in the maximum length. The number of digits following the comma must not exceed the maximum number allowed for the specified currency (Error code(s): C03,T40,T43).

## **MT 971 Examples**

For examples of this message type, see the Service Description for the netting system concerned.

# MT 972 Netting Interim Statement

**Note:** This message may only be sent and received after prior arrangement between a user and SWIFT.  
This message may only be sent and received by users that are members of a Closed User Group (CUG) environment, typically a market infrastructure CUG.

## MT 972 Scope

This message type is sent, on request or at pre-arranged times, from a netting system to a subscriber to the netting system.

It is used to provide detailed information about transactions which have been recorded by the netting system involving the receiving financial institution.

## MT 972 Format Specifications

### MT 972 Netting Interim Statement

Status	Tag	Field Name	Content/Options	No.
M	20	Transaction Reference Number	16x	1
M	25	Account Identification	35x	2
M	28C	Statement Number/Sequence Number	5n[/5n]	3
M	60a	Opening Balance	F or M	4
----->				
O	61	Statement Line	6!n[4!n]2a[1!a]15d1!a3!c16x[//16x] [34x]	5
-----				
M	62a	Closing Balance	F or M	6
O	64	Closing Available Balance	1!a6!n3!a15d	7
M = Mandatory, O = Optional - Network Validated Rules may apply				

## MT 972 Network Validated Rules

**C1** The first two characters of the three character currency code in fields 60a, 62a and 64 must be the same (Error code(s): C27).

## MT 972 Usage Rules

- Transactions may appear in more than one netting interim statement if more than one is generated for the same netting position.
- Entries must be sorted by ascending amount, within debits and credits.

- Since the length of a SWIFT message is restricted to the maximum input length, several messages may be required to accommodate all the information for one statement.

## MT 972 Field Specifications

### 1. Field 20: Transaction Reference Number

#### FORMAT

16x

#### PRESENCE

Mandatory

#### DEFINITION

This field specifies the reference assigned by the Sender to unambiguously identify this message.

#### NETWORK VALIDATED RULES

This field must not start or end with a slash '/' and must not contain two consecutive slashes '/' (Error code(s): T26).

#### USAGE RULES

The TRN may be the same or different for the separate messages of a netting statement consisting of several messages.

### 2. Field 25: Account Identification

#### FORMAT

35x

#### PRESENCE

Mandatory

#### DEFINITION

This field identifies the netting position for which the netting interim statement is sent.

### 3. Field 28C: Statement Number/Sequence Number

#### FORMAT

Option C                      5n[/5n]                      (Statement Number)(Sequence Number)

**PRESENCE**

Mandatory

**DEFINITION**

This field contains the statement number of the netting interim statement, optionally followed by the sequence number of the message within the statement, when more than one message is sent for the statement.

**EXAMPLE**

The first message of a statement is :28C:235/1

The second message is :28C:235/2 and so on.

**4. Field 60a: Opening Balance****FORMAT**

Option F	1!a6!n3!a15d	(D/C Mark)(Date)(Currency)(Amount)
Option M	1!a6!n3!a15d	(D/C Mark)(Date)(Currency)(Amount)

**PRESENCE**

Mandatory

**DEFINITION**

This field specifies, for the (intermediate) opening balance, whether it is a debit or credit balance, the date, the currency and the amount of the balance.

**CODES**

In option F or M, D/C Mark must contain one of the following codes (Error code(s): T51):

C	Credit	The (intermediate) opening balance is a credit balance.
D	Debit	The (intermediate) opening balance is a debit balance.

**NETWORK VALIDATED RULES**

Date must be a valid date expressed as YYMMDD (Error code(s): T50).

Currency must be a valid ISO 4217 currency code (Error code(s): T52).

The integer part of Amount must contain at least one digit. The decimal comma ',' is mandatory and is included in the maximum length. The number of digits following the comma must not exceed the maximum number allowed for the specified currency (Error code(s): C03,T40,T43).

## USAGE RULES

This field must always be the same as field 62a (closing balance) of the previous netting interim statement message for this netting position.

The first netting interim statement message of a statement must contain field 60F (first opening balance); subsequent messages of the same statement must contain field 60M (intermediate opening balance).

## 5. Field 61: Statement Line

### FORMAT

6!n[4!n]2a[1!a]15d1!a3!c16x[//16x]  
[34x]

where subfields are:

Subfield	Format	Name
1	6!n	(Value Date)
2	[4!n]	(Entry Date)
3	2a	(Debit/Credit Mark)
4	[1!a]	(Funds Code)
5	15d	(Amount)
6	1!a3!c	(Transaction Type)(Identification Code)
7	16x	(Reference for the Account Owner)
8	[//16x]	(Reference of the Account Servicing Institution)
9	[34x]	(Supplementary Details)

### PRESENCE

Optional

### DEFINITION

This field contains the details of each transaction.

Subfield 1, Value Date, is the date on which the debit/credit is effective.

Subfield 2, Entry Date, is the date on which the transaction is booked to the account.

Subfield 3, Debit/Credit Mark, see description in the Codes section.

Subfield 4, Funds Code, is the 3rd character of the currency code, if needed.

Subfield 5, Amount, is the amount of the transaction.

Subfield 6, Transaction Type and Identification Code, see description in the Codes section.

Subfield 7, Reference for the Account Owner, is the reference of the message (SWIFT or any other) or document that resulted in this entry. This is a reference that the account owner can use to identify the reason for the entry. See further details in the Usage Rules section.

Subfield 8, Reference of the Account Servicing Institution, is the reference of the advice or instruction sent by the account servicing institution to the account owner. See further details in the Usage Rules section.

Subfield 9, Reference of the Account Servicing Institution, see details in the Usage Rules section.

## CODES

Subfield 3, Debit/Credit Mark must contain one of the following codes (Error code(s): T51):

C	Credit
D	Debit
RC	Reversal of Credit (debit entry)
RD	Reversal of Debit (credit entry)

## CODES

In subfield 6, Transaction Type must contain one of the following codes (Error code(s): T53):

S	SWIFT transfer	For entries related to SWIFT transfer instructions and subsequent charge messages.
N	Non-SWIFT transfer	For entries related to payment and transfer instructions, including related charges messages, not sent through SWIFT or where an alpha description is preferred.
F	First advice	For entries being first advised by the statement (items originated by the account servicing institution).

## CODES

In subfield 6, when Transaction Type is 'N' or 'F', Identification Code may contain one of the following codes:

BNK	Securities Related Item - Bank Fees
BOE	Bill of Exchange
BRF	Brokerage Fee
CAR	Securities Related Item - Corporate Actions Related (should only be used when no specific corporate action event code is available)
CAS	Securities Related Item - Cash in Lieu
CHG	Charges and Other Expenses
CHK	Cheques
CLR	Cash Letters/Cheques Remittance
CMI	Cash Management Item - No Detail

CMN	Cash Management Item - Notional Pooling
CMP	Compensation Claims
CMS	Cash Management Item - Sweeping
CMT	Cash Management Item - Topping
CMZ	Cash Management Item - Zero Balancing
COL	Collections (used when entering a principal amount)
COM	Commission
CPN	Securities Related Item - Coupon Payments
DCR	Documentary Credit (used when entering a principal amount)
DDT	Direct Debit Item
DIS	Securities Related Item - Gains Disbursement
DIV	Securities Related Item - Dividends
EQA	Equivalent Amount
EXT	Securities Related Item - External Transfer for Own Account
FEX	Foreign Exchange
INT	Interest Related Amount
LBX	Lock Box
LDP	Loan Deposit
MAR	Securities Related Item - Margin Payments/Receipts
MAT	Securities Related Item - Maturity
MGT	Securities Related Item - Management Fees
MSC	Miscellaneous
NWI	Securities Related Item - New Issues Distribution
ODC	Overdraft Charge
OPT	Securities Related Item - Options
PCH	Securities Related Item - Purchase (including STIF and Time deposits)
POP	Securities Related Item - Pair-off Proceeds
PRN	Securities Related Item - Principal Pay-down/Pay-up
REC	Securities Related Item - Tax Reclaim
RED	Securities Related Item - Redemption/Withdrawal
RIG	Securities Related Item - Rights
RTI	Returned Item
SAL	Securities Related Item - Sale (including STIF and Time deposits)
SEC	Securities (used when entering a principal amount)
SLE	Securities Related Item - Securities Lending Related



---

STO	Standing Order
STP	Securities Related Item - Stamp Duty
SUB	Securities Related Item - Subscription
SWP	Securities Related Item - SWAP Payment
TAX	Securities Related Item - Withholding Tax Payment
TCK	Travellers Cheques
TCM	Securities Related Item - Tripartite Collateral Management
TRA	Securities Related Item - Internal Transfer for Own Account
TRF	Transfer
TRN	Securities Related Item - Transaction Fee
UWC	Securities Related Item - Underwriting Commission
VDA	Value Date Adjustment (used with an entry made to withdraw an incorrectly dated entry - it will be followed by the correct entry with the relevant code)
WAR	Securities Related Item - Warrant

## CODES

In subfield 6, when Transaction Type is 'S', Identification Code will indicate the message type of the SWIFT message causing the entry (for debit entries) or the message type of the SWIFT message used to advise the account owner (for credit entries). It must be a number (format 3!n) in the range 100-999 (Error code(s): T18).

## NETWORK VALIDATED RULES

Subfield 1, **Value Date**, must be a valid date expressed as YYMMDD (Error code(s): T50).

The SWIFT System validates subfield 2, **Entry Date** (Date in reduced ISO form), using current System Year (Error code(s): T50).

The integer part of subfield 5, Amount, must contain at least one digit. The decimal comma ',' is mandatory and is included in the maximum length (Error code(s): T40,T43).

## USAGE RULES

This field may be repeated within the constraints of the maximum input message length.

'Original' advice for charges, that is, the first time the account owner is informed of a charge, must be identified in subfield 6, with the **Transaction Type** 'F' and the **Identification Code** 'CHG'.

The following rules apply to subfield 7, **Reference for the Account Owner**:

- At least one valid character other than a blank must be present.
- For debit entries, the purpose of this subfield is to identify, to the account owner, the instruction which caused the debit. Therefore, the content of this subfield is the field 20 Sender's Transaction Reference Number (or its equivalent) of the original instruction.

- Credit entries may be the result of one of the following situations:
  1. The account servicing institution is identifying, to the account owner the receipt of funds for its account as a result of a related transaction. In this case, the content of subfield 7, Reference for the Account Owner is the reference for the beneficiary (for example, field 21 Related Reference) of the related transaction.
  2. The account servicing institution has issued a payment instruction to the account owner and the credit identified in this subfield is for that payment. The content of subfield 7, Reference for the Account Owner is the field 20 Transaction Reference Number (or its equivalent) of the payment instruction issued by the account servicing institution.
- If no reference is available for this subfield, the code NONREF shall be used. The account servicing institution must then supply, in subfield 9, **Supplementary Details**, what it considers to be the best alternative information.
- This reference must be quoted in all cases when available. In cases where a transaction passes through several financial institutions, the original reference must always be forwarded.
- This reference must always be quoted against any charges or fees debited by the account servicing institution.
- Debits against standing instructions must show the reference of the standing instruction.
- In cases where a mutually agreed alternative reference exists (for example, in foreign exchange or money market transactions), this reference should then be used.
- If the statement entry concerns a cheque, the cheque number should be indicated in this subfield.

The following rules apply to subfield 8, **Reference of the Account Servicing Institution**:

- The content of this subfield is the account servicing institution's own reference for the transaction.
- When the transaction has been initiated by the account servicing institution, this reference may be identical to subfield 7, Reference for the Account Owner. If this is the case, Reference of the Account Servicing Institution, subfield 8, may be omitted.

The following rules apply to subfield 9, **Supplementary Details**:

- When no reference for the account owner is available, that is, subfield 7, Reference for the Account Owner contains NONREF, the account servicing institution should provide the best available alternative information in this subfield.
- Supplementary details may be provided when an advice has not been sent for a transaction, or to provide additional information to facilitate reconciliation.

#### EXAMPLE

(1) :61:0901230122C3500,25FCHK304955//4958843

(2) :61:0901230122C3500,25FCHK304955//4958843

ADDITIONAL INFORMATION

## 6. Field 62a: Closing Balance

### FORMAT

Option F	1!a6!n3!a15d	(D/C Mark)(Date)(Currency)(Amount)
Option M	1!a6!n3!a15d	(D/C Mark)(Date)(Currency)(Amount)

### PRESENCE

Mandatory

### DEFINITION

This field specifies, for the (intermediate) closing balance, whether it is a debit or credit balance, the date, the currency and the amount of the balance.

### CODES

In option F or M, D/C Mark must contain one of the following codes (Error code(s): T51):

C	Credit	The (intermediate) closing balance is a credit balance.
D	Debit	The (intermediate) closing balance is a debit balance.

### NETWORK VALIDATED RULES

Date must be a valid date expressed as YYMMDD (Error code(s): T50).

Currency must be a valid ISO 4217 currency code (Error code(s): T52).

The integer part of Amount must contain at least one digit. The decimal comma ',' is mandatory and is included in the maximum length. The number of digits following the comma must not exceed the maximum number allowed for the specified currency (Error code(s): C03,T40,T43).

### USAGE RULES

The contents of this field will be repeated in field 60a (opening balance) of the subsequent netting interim statement message for this netting position.

All netting interim statement messages of a statement, except the last message, must contain field 62M (intermediate closing balance); the last message of the statement must contain field 62F (final closing balance).

## 7. Field 64: Closing Available Balance

### FORMAT

1!a6!n3!a15d	(D/C Mark)(Date)(Currency)(Amount)
--------------	------------------------------------

### PRESENCE

Optional

## DEFINITION

This field indicates the funds which are available to the Receiver (if credit balance) or the balance which is subject to interest charges (if debit balance).

## CODES

D/C Mark must contain one of the following codes (Error code(s): T51):

C	Credit	The closing available balance is a credit balance.
D	Debit	The closing available balance is a debit balance.

## NETWORK VALIDATED RULES

Date must be a valid date expressed as YYMMDD (Error code(s): T50).

Currency must be a valid ISO 4217 currency code (Error code(s): T52).

The integer part of Amount must contain at least one digit. The decimal comma ',' is mandatory and is included in the maximum length. The number of digits following the comma must not exceed the maximum number allowed for the specified currency (Error code(s): C03,T40,T43).

## MT 972 Examples

For examples of this message type, see the Service Description of the netting system concerned.

# MT 973 Netting Request Message

**Note:** This message may only be sent and received after prior arrangement between a user and SWIFT. This message may only be sent and received by users that are members of a Closed User Group (CUG) environment, typically a market infrastructure CUG.

## MT 973 Scope

This message type is sent by a financial institution to a netting system.

It is used to request the netting system to transmit an MT 971 Netting Balance Report, an MT 972 Netting Interim Statement or an MT 998 Proprietary Message containing the latest available information.

## MT 973 Format Specifications

### MT 973 Netting Request Message

Status	Tag	Field Name	Content/Options	No.
M	20	Transaction Reference Number	16x	1
----->				
M	12	Message Type	3!n	2
M	25	Account Identification	35x	3
-----				
M = Mandatory, O = Optional - Network Validated Rules may apply				

## MT 973 Network Validated Rules

There are no network validated rules for this message type.

## MT 973 Field Specifications

### 1. Field 20: Transaction Reference Number

#### FORMAT

16x

#### PRESENCE

Mandatory

#### DEFINITION

This field specifies the reference assigned by the Sender to unambiguously identify the message.

#### NETWORK VALIDATED RULES

This field must not start or end with a slash '/' and must not contain two consecutive slashes '//'  
(Error code(s): T26).

## 2. Field 12: Message Type

#### FORMAT

3!n

#### PRESENCE

Mandatory

#### DEFINITION

This field identifies the message type which is being requested.

#### CODES

This field must contain one of the following message type numbers (Error code(s): T88):

971	Netting Balance Report
972	Netting Interim Statement
998	Proprietary Message

## 3. Field 25: Account Identification

#### FORMAT

35x

#### PRESENCE

Mandatory

#### DEFINITION

This field identifies the netting position for which balance or transaction detail information is requested.

## MT 973 Examples

For examples of this message type, see the Service Description and Functional Requirement Specifications for the netting system concerned.

# MT 985 Status Enquiry

## MT 985 Scope

This message type is sent by a financial institution, to another financial institution, to request an MT 986 Status Report.

## MT 985 Format Specifications

### MT 985 Status Enquiry

Status	Tag	Field Name	Content/Options	No.
M	20	Transaction Reference Number	16x	1
O	57a	Account With Institution	A, B, or D	2
M	59	Enquired Party	[/34x] 4*35x	3
O	75	Queries	6*35x	4
M = Mandatory, O = Optional - Network Validated Rules may apply				

## MT 985 Network Validated Rules

There are no network validated rules for this message type.

## MT 985 Field Specifications

### 1. Field 20: Transaction Reference Number

#### FORMAT

16x

#### PRESENCE

Mandatory

#### DEFINITION

This field specifies the reference assigned by the Sender to unambiguously identify the message.

#### NETWORK VALIDATED RULES

This field must not start or end with a slash '/' and must not contain two consecutive slashes '/' (Error code(s): T26).

## 2. Field 57a: Account With Institution

### FORMAT

Option A	[/1!a]/[34x] 4!a2!a2!c[3!c]	(Party Identifier) (Identifier Code)
Option B	[/1!a]/[34x] [35x]	(Party Identifier) (Location)
Option D	[/1!a]/[34x] 4*35x	(Party Identifier) (Name and Address)

### PRESENCE

Optional

### DEFINITION

This field identifies the financial institution and/or branch of the financial institution of the enquired party.

### NETWORK VALIDATED RULES

Identifier Code must be a registered financial institution BIC (Error code(s): T27,T28,T29,T45).

Identifier Code must be a financial institution BIC. This error code applies to all types of BICs referenced in a FIN message including connected BICs, non-connected BICs, Masters, Synonyms, Live destinations and Test & Training destinations (Error code(s): C05).

### USAGE RULES

When this information is known, it should be specified, even when it is the Receiver of the message.

## 3. Field 59: Enquired Party

### FORMAT

[/34x]	(Account)
4*35x	(Name and Address)

### PRESENCE

Mandatory

### DEFINITION

This field specifies the party about which information is requested.

### USAGE RULES

When an account number is provided, it is the account number on the books of the Receiver.



## 4. Field 75: Queries

### FORMAT

6\*35x (Narrative)

### PRESENCE

Optional

### DEFINITION

This field is used when information other than general credit information is requested for the enquired party.

### USAGE RULES

This field contains a narrative explanation of the information requested.

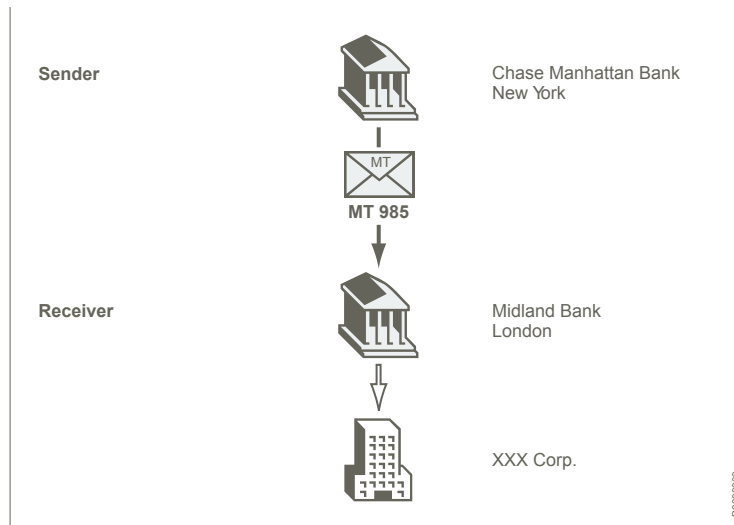
## MT 985 Examples

### Narrative

Chase Manhattan Bank, New York, requests Midland Bank, London, to provide credit information about its customer XXX Corporation, located at 110 Highgrove Street, London.

Chase Manhattan will send an MT 985 to request this information.

### Information Flow



### SWIFT Message

Explanation	Format
Sender	CHASUS33

Explanation	Format
Message Type	985
Receiver	MIDLGB22
Message Text	
Transaction Reference Number	:20:44985789
Account With Institution <sup>(1)</sup>	:57A:MIDLGB22
Enquired Party <sup>(2)</sup>	:59:XXX CORPORATION 110 HIGHGROVE ST LONDON
End of Message Text/Trailer	

(1) *Field 57A identifies the financial institution, in this case the Receiver, of the enquired party.*

(2) *The name of the party about which information is requested.*

# MT 986 Status Report

## MT 986 Scope

This message type is sent by a financial institution, to another financial institution, to provide general credit information, without responsibility, about an individual or an institution.

## MT 986 Format Specifications

### MT 986 Status Report

Status	Tag	Field Name	Content/Options	No.
M	20	Transaction Reference Number	16x	1
M	21	Related Reference	16x	2
O	59	Enquired Party	[/34x] 4*35x	3
M	79	Narrative	35*50x	4
M = Mandatory, O = Optional - Network Validated Rules may apply				

## MT 986 Network Validated Rules

There are no network validated rules for this message type.

## MT 986 Field Specifications

### 1. Field 20: Transaction Reference Number

#### FORMAT

16x

#### PRESENCE

Mandatory

#### DEFINITION

This field specifies the reference assigned by the Sender to unambiguously identify the message.

#### NETWORK VALIDATED RULES

This field must not start or end with a slash '/' and must not contain two consecutive slashes '/' (Error code(s): T26).

## 2. Field 21: Related Reference

### FORMAT

16x

### PRESENCE

Mandatory

### DEFINITION

This field must contain the content of field 20 Transaction Reference Number of the MT 985 which requested the information in this message.

### NETWORK VALIDATED RULES

This field must not start or end with a slash '/' and must not contain two consecutive slashes '//'  
(Error code(s): T26).

## 3. Field 59: Enquired Party

### FORMAT

[/34x] (Account)  
4\*35x (Name and Address)

### PRESENCE

Optional

### DEFINITION

This field specifies the party about which information is provided.

### USAGE RULES

When an account number is provided, it is the account on the books of the Sender.

## 4. Field 79: Narrative

### FORMAT

35\*50x (Narrative)

### PRESENCE

Mandatory

### DEFINITION

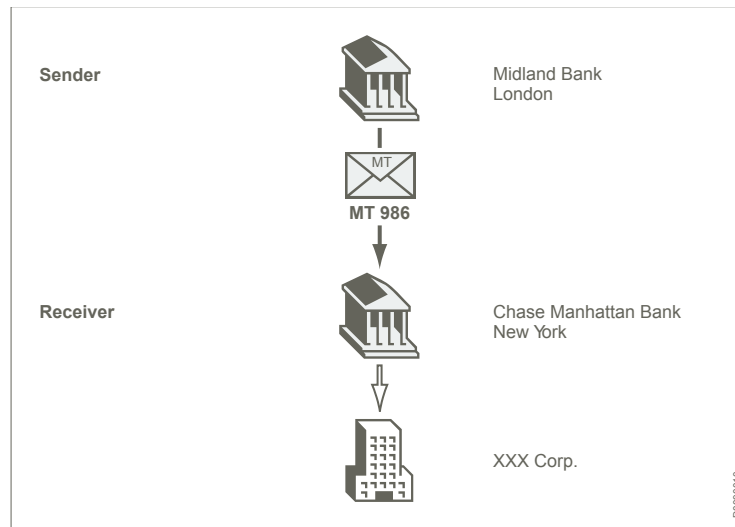
This field contains the information requested.

## MT 986 Examples

### Narrative

Midland Bank, London, provides credit information about its customer XXX Corporation, located at 110 Highgrove Street, London, to Chase Manhattan Bank, New York.

### Information Flow



### SWIFT Message

Explanation	Format
Sender	MIDLGB22
Message Type	986
Receiver	CHASUS33
Message Text	
Transaction Reference Number	:20:INQ3531
Related Reference	:21:44985789
Enquired Party	:59:XXX CORPORATION 110 HIGHGROVE ST LONDON
Narrative	:79:XXX CORP HAS ORGANISATION
End of Message Text/Trailer	

## **MT 990 Advice of Charges, Interest and Other Adjustments**

*See Category n - Common Group Messages, Chapter n90 Advice of Charges, Interest and Other Adjustments for details concerning this message type.*

## **MT 991 Request for Payment of Charges, Interest and Other Expenses**

*See Category n - Common Group Messages, Chapter n91 Request for Payment of Charges, Interest and Other Expenses for details concerning this message type.*

## **MT 992 Request for Cancellation**

See *Category n - Common Group Messages, Chapter n92 Request for Cancellation* for details concerning this message type.



## MT 995 Queries

See *Category n - Common Group Messages, Chapter n95 Queries* for details concerning this message type.

## MT 996 Answers

See *Category n - Common Group Messages, Chapter n96 Answers* for details concerning this message type.

## MT 998 Proprietary Message

See *Category n - Common Group Messages, Chapter n98 Proprietary Message* for details concerning this message type.

## **MT 999 Free Format Message**

See *Category n - Common Group Messages, Chapter n99 Free Format Message* for details concerning this message type.

---

## Glossary of Terms

In addition to the definitions which appear in the *Standards MT General Information*, Glossary of Terms, the following terms apply to Category 9 message types:

<b>Account Servicing Institution</b>	A financial institution which is a depository for an account.
<b>Account Servicing Institution's Reference</b>	A reference assigned by the account servicing institution to identify the transaction. (This is the reference to which the account owner refers in cases of inquiry to that financial institution.)
<b>Available Balance</b>	The balance at the disposal of the account owner on the date specified. The specific formula for the calculation of the balance is dependent upon national, local, legal or bilateral agreement/conventions/requirements.
<b>Available Funds</b>	Funds available for transfer or withdrawal in cash.
<b>Bulking</b>	The practice of totalling the amounts of a number of transactions to provide a single accounting entry.
<b>Closing Available Balance</b>	Amount at the disposal of the account owner at the close of the statement period.
<b>Closing Balance</b>	Balance of entries posted to the account at the close of the statement period.
<b>Concentrating Institution</b>	A financial institution authorised by the account owner to receive, collate and report status and movement information on behalf of the account owner.
<b>Credit Advice</b>	An advice by the account servicing institution of a credit to the account of the Receiver (Account Owner). This advice must not be used to transmit payment instructions.
<b>Debit Advice</b>	An advice by the account servicing institution of a debit to the account of the Receiver (Account Owner).
<b>Due From Account</b>	See 'Nostro Account'.
<b>Due To Account</b>	See 'Vostro Account'.
<b>ECU Netting System</b>	A multi-lateral payment netting service operated by SWIFT/SSP on behalf of the ECU Banking Association, with settlement through the Bank for International Settlement.
<b>Enquired Party</b>	The individual or institution about which information is requested or provided.
<b>Entry</b>	Any debit or credit item posted to an account.
<b>Entry Date</b>	Date on which entries are made in the records of an account.
<b>Forward Available Balance</b>	The balance of the booked items that will be available to the account owner on a specified future date.
<b>Immediate Funds</b>	Same day funds in which the settlement is simultaneous with execution of the transaction.

<b>Intermediary</b>	The financial institution from which an account servicing institution receives funds for an Account Owner.
<b>Intermediate Closing Balance</b>	Balance of entries posted to the account as reflected in the statement 'page' (message) of a statement consisting of multiple 'page' (messages).
<b>Intermediate Opening Balance</b>	Intermediate closing balance as reflected in the previous statement 'page' (message) of a statement consisting of multiple 'pages' (messages).
<b>Lockbox</b>	A financial service provided for the rapid collection of a customer's receivables and rapid credit to the customer's account.
<b>Loro Account</b>	See 'Vostro Account'
<b>Netting Balance</b>	The balance of entries posted to a netting position by a netting system.
<b>Netting Position</b>	The record of entries processed by a netting system on behalf of a financial institution.
<b>Nostro Account</b>	A record kept by an account owner of an account serviced on its behalf by an Account Servicing Institution. It is also known as a Due From account.
<b>Opening Balance</b>	Closing balance of the previous statement.
<b>Reference for the account owner</b>	The reference which identifies the transaction to the Account Owner.
<b>Reference for the Beneficiary</b>	See 'Reference for the Account Owner'.
<b>Reporting Bank</b>	The bank transmitting the information about accounts serviced by them.
<b>Statement Line</b>	Information related to one entry in a statement message.
<b>Statement Number</b>	A number for the sequential identification of statements. It may have a subfield indicating the 'page' number.
<b>Vostro Account</b>	An account serviced by a bank on behalf of an account owner Bank. It is also known as a Loro Account or Due To Account.

# Legal Notices

## Copyright

SWIFT © 2017. All rights reserved.

## Disclaimer

The information in this publication may change from time to time. You must always refer to the latest available version.

## SWIFT Standards Intellectual Property Rights (IPR) Policy - End-User License Agreement

SWIFT Standards are licensed subject to the terms and conditions of the *SWIFT Standards IPR Policy - End-User License Agreement* available at [www.swift.com](http://www.swift.com) > About Us > Legal > IPR Policies > SWIFT Standards IPR Policy.

## Translations

The English version of SWIFT documentation is the only official and binding version.

## Trademarks

SWIFT is the trade name of S.W.I.F.T. SCRL. The following are registered trademarks of SWIFT: the SWIFT logo, SWIFT, SWIFTNet, Accord, Sibos, 3SKey, Innotribe, the Standards Forum logo, MyStandards, and SWIFT Institute. Other product, service, or company names in this publication are trade names, trademarks, or registered trademarks of their respective owners.