

Electric height adjustable desks | ConSet.US



ConSet America

Electric height adjustable desks

501-43



Electric height adjustable desks

501-43



501-43

Modern design and stylish

The 501-43 is a 2 or 3 column desk defined by its clean lines, and its open frame structure. You can recognize the 501-43 by its square column and slender foot design. It is available in 3 different colors. Add the third column and you get a desk, which offers plenty of space for all kinds of job functions. The robust frame makes the 501-43 a strong and durable desk for any office environment.

Electric height adjustable desks

501-33



Electric height adjustable desks

501-33



501-33

Versatile and stylish

An elegant and stylish desk designed with a single telescopic open frame. The square columns gives this desk a modern look, which makes it suitable for all kinds of office environments. The 501-33 is available in 3 different colors. Quick and easy to assemble - It's that easy!!

Electric height adjustable desks

501-37



Electric height adjustable desks

501-37




501-37

Striking open design

Striking open design defines 501-37. The three stage frame is tested and approved according to Ansi/Bifma x5.5-2014. The frame is available in three different colors; silver, black and white. Choose from fixed widths or an expandable bracket for more flexibility. Easily assembled in a few quick steps.

Electric height adjustable desks

501-19



501-19

Stand-alone or in a group

- 501-19 Center is sturdy and compact with a symmetrical design that allows access from all sides. Add the optional 3" heavy duty locking casters and rechargeable battery and you have complete mobility without any wires.
- 501-19 Basic is excellent for grouping tables together. With 220 lbs. as maximum load it can be used with a variety of tabletops. Add casters and a rechargeable battery for additional flexibility.
- 501-19 Design lends unique style to this series with an attractive crescent shaped base, and well suited to be arranged in groups.

Electric height adjustable desks

501-23



501-23

Strong and stylish

501-23 is strong and stylish with integrated cable management. Its expandable length makes it well suited for many top sizes. The symmetrical design makes the frame excellent for conference tables and large work surfaces. Optional 3-column versions accommodate extra long tables and L-shaped configurations. Maximum load is 440 lbs.

Electric height adjustable desks

501-27



Electric height adjustable desks

501-27

501-27

501-27 is perfect as a free standing desk

501-27 is perfect as a free standing desk or in cubicle applications and it exceeds the standards set by ANSI/ HFES 100 - 2007 Human Factors Engineering of Computer Workstations guidelines.

This is the most in-depth and current ergonomic guideline in the world and it states that the optimum adjustment range for height adjustable desks should accommodate individuals from the 5th to 95th percentile by having the work surface adjust from 22" to 48". With our 501-27 and a 1" thick tabletop you get full adjustability from 22" to 48".

Combine this with a 220 lbs maximum load, automatic safety stop, optional locking casters and the ability to accommodate 18" deep tabletops and you get a desk that covers all the bases. Removable top bracket allows for easy installation of keyboard support.



Electric height adjustable desks

501-49



501-49

A minimalistic and elegant look

The 501-49 is an elegant desk with 2 or 3 columns designed in a minimalistic look, which will compliment any office environment. The round columns are designed with a double telescopic mechanism which allows more overlap between the tubes, resulting in improved travel and stability. The 501-49 is easy to assemble and offers an impressive timeless design.

Electric height adjustable desks

501-49



Electric height adjustable desks

501-88



501-88

Functionality and modern design

The bench 501-88 is very suitable for large office environments and the design makes it easy to separate the desks from each other with a partition screen. Mount a cable tray to conceal cables, which also makes cleaning a lot easier. 501-88 is a functional, robust and durable desk for all purposes.

Electric height adjustable desks

501-88


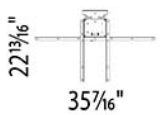



Electric height adjustable desks

Frames


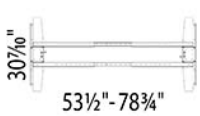


501-19 - technical specifications

Page 8

Product photo * featured image	Dimensional drawing * featured image	Item no.	Color	Frame height min/max (") incl. tabletop	Max. speed ("/sec.)	Maximum load (lbs)	Price USD
		501-19 8BW *	Black	26-46	1.1	176	637
		501-19 8SW	Silver				637
		501-19 8B060 *	Black	26-46	1.1	176	665
		501-19 8B095	Black				665
		501-19 8B120	Black				902
		501-19 8S060	Silver				665
		501-19 8S095	Silver				665
		501-19 8S120	Silver				902

501-23 - technical specifications

Page 9



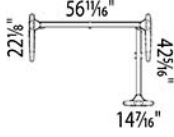
Product photo * featured image	Dimensional drawing * featured image	Item no.	Color	Frame height min/max (") incl. tabletop	Max. speed ("/sec.)	Maximum load (lbs)	Price USD
		501-23 8B200 *	Black	26-46	0.9	386	1442
		501-23 8S200	Silver				1442
		501-23 8B190-190A *	Black	26-46	0.9	386	1911
		501-23 8S190-190A	Silver				1911

Electric height adjustable desks

Frames




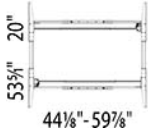
501-27 - technical specifications

Page 10-11

Product photo * featured image	Dimensional drawing * featured image	Item no.	Color	Frame height min/max (") incl. tabletop	Max. speed ("/sec.)	Maximum load (lbs)	Price USD
		501-27 8S084 *	Silver	21-47	1.2	220	730
		501-27 8S129	Silver				730
		501-27 8S144	Silver				730
		501-27 8S152	Silver				730
		501-27 8S172	Silver				730
		501-27 8S144-115A *	Silver	21-47	1.2	176	1424
		501-27 8S144-144A	Silver				1424
		501-27 8S152-115A	Silver				1424
		501-27 8S152-152A	Silver				1424

501-88 - technical specifications

Page 14-15




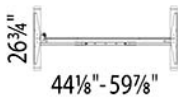
Product photo * featured image	Dimensional drawing * featured image	Item no.	Color	Frame height min/max (") incl. tabletop	Max. speed ("/sec.)	Maximum load (lbs)	Price USD
		501-88 8B112 *	Black	27-47	1.2	220	1542
		501-88 8B129	Black				1542
		501-88 8B152	Black				1542
		501-88 8B172	Black				1542
		501-88 8S112	Silver				1542
		501-88 8S129	Silver				1542
		501-88 8S152	Silver				1542
		501-88 8S172	Silver				1542
		501-88 8W112	White				1542
		501-88 8W129	White				1542
		501-88 8W152	White				1542
		501-88 8W172	White				1542
		501-88 8B112-152 *	Black	27-47	1.2	220	1622
		501-88 8S112-152	Silver				1622
		501-88 8W112-152	White				1622

Electric height adjustable desks

Frames





501-33 - technical specifications

Page 4-5

Product photo * featured image	Dimensional drawing * featured image	Item no.	Color	Frame height min/max (") incl. tabletop	Max. speed ("/sec.)	Maximum load (lbs)	Price USD
		501-33 8B112 *	Black	26-46	1	176	598
		501-33 8B129	Black				598
		501-33 8B152	Black				598
		501-33 8B172	Black				598
		501-33 8S112	Silver				598
		501-33 8S129	Silver				598
		501-33 8S152	Silver				598
		501-33 8S172	Silver				598
		501-33 8W112	White				598
		501-33 8W129	White				598
		501-33 8W152	White				598
		501-33 8W172	White				598
		501-33 8B112-152 *	Black	26-46	1	176	638
		501-33 8S112-152	Silver				638
		501-33 8W112-152	White				638

501-37 - technical specifications

Page 6-7




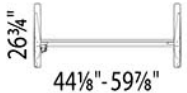
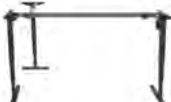
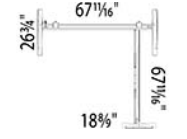
Product photo * featured image	Dimensional drawing * featured image	Item no.	Color	Frame height min/max (") incl. tabletop	Max. speed ("/sec.)	Maximum load (lbs)	Price USD
		501-37 8B112 *	Black	21-47	1.2	220	853
		501-37 8B129	Black				853
		501-37 8B152	Black				853
		501-37 8B172	Black				853
		501-37 8S112	Silver				853
		501-37 8S129	Silver				853
		501-37 8S152	Silver				853
		501-37 8S172	Silver				853
		501-37 8W112	White				853
		501-37 8W129	White				853
		501-37 8W152	White				853
		501-37 8W172	White				853
		501-37 8B112-152 *	Black	21-47	1.2	220	893
		501-37 8S112-152	Silver				893
		501-37 8W112-152	White				893

Electric height adjustable desks

Frames





501-43 - technical specifications

Page 2-3

Product photo * featured image	Dimensional drawing * featured image	Item no.	Color	Frame height min/max (") incl. tabletop	Max. speed ("/sec.)	Maximum load (lbs)	Price USD
		501-43 8B112 *	Black	27-47	1.2	220	784
		501-43 8B129	Black				784
		501-43 8B152	Black				784
		501-43 8B172	Black				784
		501-43 8S112	Silver				784
		501-43 8S129	Silver				784
		501-43 8S152	Silver				784
		501-43 8S172	Silver				784
		501-43 8W112	White				784
		501-43 8W129	White				784
		501-43 8W152	White				784
		501-43 8W172	White				784
		501-43 8B112-152 *	Black	27-47	1.2	220	824
		501-43 8S112-152	Silver				824
		501-43 8W112-152	White				824
		501-43 8B172-172A *	Black	27-47	1.2	198	1240
		501-43 8S172-172A	Silver				1240
		501-43 8W172-172A	White				1240


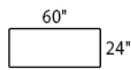

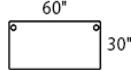

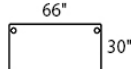

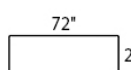

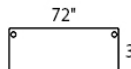

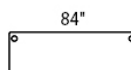
501-49 - technical specifications

Page 12-13

Product photo * featured image	Dimensional drawing * featured image	Item no.	Color	Frame height min/max (") incl. tabletop	Max. speed ("/sec.)	Maximum load (lbs)	Price USD
		501-49 8B112 *	Black	25-49	1.2	220	863
		501-49 8B129	Black				863
		501-49 8B152	Black				863
		501-49 8B172	Black				863
		501-49 8S112	Silver				863
		501-49 8S129	Silver				863
		501-49 8S152	Silver				863
		501-49 8S172	Silver				863
		501-49 8W112	White				863
		501-49 8W129	White				863
		501-49 8W152	White				863
		501-49 8W172	White				863
		501-49 8B112-152 *	Black	25-49	1.2	220	903
		501-49 8S112-152	Silver				903
		501-49 8W112-152	White				903

Electric height adjustable desks


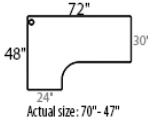
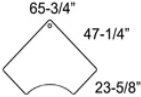
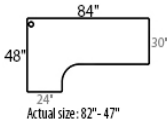
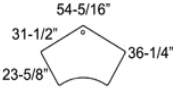
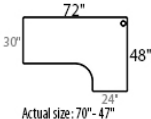

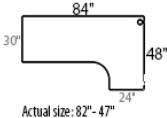
Table tops

Top Details (USD)					
Item no.	Beech veneer	Maple veneer	Item no.	Beech veneer	Maple veneer
24-24S			60-24S		
	114	114		234	234
Actual size: 22"-23"			Actual size: 58"-23"		
36-24S			60-30S		
	139	139		243	243
Actual size: 34"-23"			Actual size: 58"-29"		
42-24S			66-30S		
	162	162		263	263
Actual size: 40"-23"			Actual size: 64"-29"		
42-30S			72-24S		
	197	197		258	258
Actual size: 40"-29"			Actual size: 70"-23"		
48-24S			72-30S		
	184	184		283	283
Actual size: 46"-23"			Actual size: 70"-29"		
48-30S			84-30S		
	202	202		353	353
Actual size: 46"-29"			Actual size: 82"-29"		

Electric height adjustable desks

Table tops

Top Details (USD)

Item no.	Beech veneer	Maple veneer	Item no.	Beech veneer	Maple veneer
117H			72-48L		
	293	293		523	523
120H			84-48L		
	348	348		538	538
138H			72-48R		
	280	280		523	523
140H			84-48R		
	271	271		538	538

Electric height adjustable desks

General information

ONE MOTOR THAT DOES IT ALL

Prolonged sitting has become part of everyday life for many office employees. When you're sitting still in front of a computer for hours every day, the risk of injury increases and it influences your level of energy. A height adjustable desk from ConSet gives you the ability to go from the sitting to the standing position whenever you wish at the push of a button. The engineering in and around the motor is the heart of the desk. It ensures calm and gentle movements when you wish to move the table top either up or down and it ensures that the table top is always evenly adjusted.

With ConSet you get a one-motor-desk that does it all.

- Reliable
- High quality
- Great lifting capacity
- High construction strength
- Affordable prices

STRENGTH & STABILITY

Stability means everything when you're choosing an office desk. Every height adjustable desk from ConSet is made from quality materials and meet both the EU and Danish working environment authority's demands on a flexible and ergonomic workplace. This ensures you a stable and long lasting desk – and greater employee well-being. Unlike many tables that have two motors, a ConSet table withstands an uneven load. This means that you can place your office equipment anywhere on the table top. The total load on the desk frame must always be within the maximum working load that is specified for each ConSet product.

ENVIRONMENT

At ConSet we think it is important to minimize environmental impacts. We want to take responsibility for ensuring that our products are made respecting the environment. We do this in several ways:

- Our wood products are FSC labelled, which is a guarantee that you can buy our tabletops and other wood products in good conscience. FSC criteria prohibits conversion of forests or any other natural habitat.
- All electronic components meet RoHS framework for the reduction of hazardous substances in electronics, whereby the environmental impact is minimized.
- Through Elretur (Denmark), we ensure that electronic waste is managed environmentally under the WEEE directive.



CE MARKING & PRODUCT APPROVALS

All ConSet electric height adjustable desk frames are CE marked in collaboration with the Technological Institute in Denmark.

CE marking is a requirement for height adjustable desk frames and it allows you to be sure that the producer has been through all aspects of security risks. Furthermore, all our main power units are GS-marked (German standard) and UL listed for USA and Canada.



EN 527-1/2/3: Dimensions / Mechanical safety requirements / Methods of Test for the Determination of Stability and Strength of the structure
DS/EN 12720-21-22: Furniture - Assessment of surface resistance to cold liquids, wet and dry heat.

CONSET - A DANISH COMPANY

ConSet was founded in 2000 in Denmark, and our basic philosophy was that ergonomics should not be expensive. We began with the idea to develop and manufacture high quality electric height adjustable desks and to make them affordable so more people could experience the benefits of sit-stand desks. The company has succeeded well and now has distribution and subsidiaries throughout the world.

FRAMES


Silver (RAL 9006)



Black (RAL 9004)



White (RAL 9016)



TOPS

Beech Melamine



Maple Melamine



Notes

This image shows a single sheet of white paper with horizontal ruling lines. The lines are evenly spaced and run across the width of the page. There are no margins, text, or other markings on the paper.

ConSet America
PO Box 1216
1089A East Street
Pittsboro
NC 27312
USA

ConSet America
755 Lillard Drive, Suite 101
Sparks
NV 89434
USA

Phone: 800-293-9051 or 919-542-6145
NC Fax: 919-542-4923
NV Fax: 775-359-1921

info@conset.us
www.conset.us

ConSet America