









*Unless otherwise stated, all product is new in original manufacturer's packaging and valid with manufacturer's warranty

*All product quantities listed are on a first come first serve basis, no allocation is guaranteed until prepayment has been received

*All pricing is stated in \$ per watt EXW per the location listed, shipping shall be quoted upon request

Manufacturer	Tier 1	Loc	Watt	Part Number	Pcs Avail	Pcs per Pallet	MW+	1 Truck	1/2 Truck	8 Pallets	4 Pallets	2 Pallets	1 Pallet
		CA	330	OPT330-72-4-100B	242	22			\$0.29	\$0.30	\$0.31	\$0.32	\$0.33
		CA	325	OPT325-72-4-100B	176	22			\$0.29	\$0.30	\$0.31	\$0.32	
		NJ	370	CHSM6612M/HV	1,512	27	\$0.405	\$0.41	\$0.415	\$0.42	\$0.43	\$0.44	\$0.45
		CA	345	Q.PLUS L-G4.2	87	29				\$0.41	\$0.42	\$0.43	\$0.45
		NJ	345	Q.PLUS L-G4.2	203	29				\$0.41	\$0.42	\$0.43	\$0.45
		NJ	350	Q.PLUS L-G4.2	261	29				\$0.42	\$0.43	\$0.44	\$0.46
		CA & NJ	370	QPEAK L G4.2	1,276	29	\$0.42	\$0.425	\$0.43	\$0.44	\$0.45	\$0.46	\$0.48
		CA	335	LR6-72-335M	104	26					\$0.38	\$0.39	\$0.39
		CA	340	LR6-72-340M	35	23							\$0.42
		NJ	345	LR6-72-345M	78	26					\$0.415	\$0.425	\$0.44
		NJ	355	LR6-72PH-355M	953	23		\$0.42	\$0.43	\$0.44	\$0.45	\$0.46	\$0.47
		CA & NJ	360	LR6-72PH-360M	1,248	26	\$0.44	\$0.45	\$0.46				
		CA & NJ	365	LR6-72PH-365M	1,656	23	\$0.45	\$0.46	\$0.47				
		CA	375	LR6-72PH-375M	988	26		\$0.47	\$0.48				

Manufacturer	Tier 1	Loc	Watt	Part Number	Pcs Avail	Pcs per Pallet	MW+	1 Truck	1/2 Truck	8 Pallets	4 Pallets	2 Pallets	1 Pallet
 		CA	350	CS3U-350P	660	30		\$0.43	\$0.44				
		CA & NJ	360	CS3U-360P	1,320	30	\$0.435	\$0.44	\$0.45				
		CA & NJ	380	CS3U-380MS	1,320	30	\$0.475	\$0.48	\$0.49				
	👍	CA	385	CS3U-385MS	660	30		\$0.49	\$0.50				
		CA	350	CS3U-350PB-AG	1,540	35	\$0.435	\$0.44	\$0.45				
		CA	355	CS3U-355PB-AG	1,540	35	\$0.44	\$0.445	\$0.455				
		CA	375	CS3U-375MB-AG	770	35		\$0.47	\$0.48				
	👍	NJ	380	HT72-156M(V)-M	2,016	56	\$0.430	\$0.435	\$0.445				
		NJ	385	HT72-156M(V)-M	224	56				\$0.450	\$0.460	\$0.47	
	👍	CA	365	M6/72H-1500	510	30	\$0.42	\$0.425	\$0.43	\$0.44	\$0.45	\$0.46	\$0.47
		CA	375		90	30						\$0.46	\$0.47
		NJ	375	M6/72H-1500	480	30	\$0.425	\$0.43	\$0.435	\$0.44	\$0.45	\$0.46	\$0.47
SUNPOWER®		AZ	340	P17 - COM	5,882	27	\$0.35	\$0.36	\$0.37	\$0.38			

72 CELL - INCOMING													
Manufacturer	Tier 1	Date	Watt	Part Number	Pcs Avail	Pcs per Pallet	MW+	1 Truck	1/2 Truck	8 Pallets	4 Pallets	2 Pallets	1 Pallet
	👍	Nov	335	LR6-72-335M	52	26						\$0.39	\$0.40
		Nov	340	LR6-72-340M	156	26					\$0.40	\$0.41	\$0.42
		Nov	345	LR6-72-345M	134	26					\$0.415	\$0.425	\$0.435
	👍	Nov	335	TP672M - 335	3,600	30	\$0.365	\$0.37	\$0.38				
		Nov	340	TP672M - 340	5,400	30	\$0.375	\$0.38	\$0.39				