

Bobcat T870 Compact Track Loader












The T870 is Bobcat's largest compact track loader ever manufactured. The 12 foot lift height makes it the highest lifting Compact Track Loader on the market. This machine provides operators with more powerful hydraulics, increased fuel capacity, higher lift capacities and reach, increased pushing power and higher horsepower than any other Bobcat compact track loader. Operator comfort has been increased with a new cab forward design providing visibility in all directions, and a more spacious and comfortable cab. Uptime is increased with the new design which makes it easier to clean out the cooling system with the oil cooler swinging up, which allows for easy access between the oil cooler and radiator. This allows for simple and easier maintenance checks during the proper intervals.

T870 Information

Model Sections


- Comfort
 - Performance
 - Uptime Protection
 - Serviceability
 - [Specifications](#)
 - Gallery
 - Options
 - Approved Attachments
 - Tier 4
-




Engine	Bobcat T870
Engine Cooling	Liquid
Emissions Tier (EPA)	Interim Tier 4
Engine Fuel	Diesel
Horsepower	99.2 HP
Turbocharged Engine	Yes
Performance	Bobcat T870
Rated Operating Capacity (SAE)	3525 lbs
Operating Capacity (50% of Tip)	5030 lbs
Tipping Load	10072 lbs
Operating Weight	12678 lbs
Travel Speed	7.2 mph
Travel Speed (2-speed option)	11.4 mph
Ground Presssure (Rubber)	4.7 psi

Capacities	Bobcat T870
Fuel Tank	35.6 gal
Hydraulic System	Bobcat T870
System Relief @ Quick Couplers	3500 psi
Auxiliary Std Flow	23.8 GPM
Auxiliary High Flow	37.7 GPM
Dimension	Bobcat T870
Length	119.3 in
Length without Attachment	119.3 in
Length with Standard Bucket	153.9 in
Width	83 in
Width (with bucket)	84.8 in
Height	83.4 in
Height with Operator Cab	83.4 in
Height to Bucket Hinge Pin	144 in
Reach @ Maximum Height	36.5 in
Turning Radius	99 in
Length of track on ground	68.9 in
Track Width	17.7 in
Track Width - Optional	N/A
Features	Bobcat T870
Joystick Control	
Air Conditioning	
Backup Alarm	
BICS System (Interlock)	
Cab Heater	
Operating Lights	
Suspension Seat	
Two Speed Travel	
Deluxe Instrumentation	

Features

Bobcat T870

Engine Shutdown	
Hydraulic Bucket Positioning	
High Flow Option	
Auxiliary Hydraulics	
Bob-Tach Attachment System	
Power Bob-Tach	
ACS (Switchable Controls)	
Ride Control	
Horn	

 - Standard  - Optional  - Not Available  - No Data Available

Forestry Cutter Attachment

- Cut down trees and grind them into mulch
- Cutting teeth take down trees from top to bottom
- Clear every tree in an area or selectively thin stands
- 50 and 60 in. sizes
- Optional two-speed for increased drum torque

Specs

	50" Forestry Cutter	60FRST
Operating Weight	2185 lbs	2364 lbs
Length	44.6 in	44.6 in
Width	62.1 in	73.3 in
Height	61.6 in	59.9 in
Number of Teeth	24	30
Cutting Width	50 in	60 in

	50" Forestry Cutter	60FRST
Operating Weight (w/front gate)	2227 lbs	2497 lbs
Tree Diameter: Continuous Use	5 in	5 in
Tree Diameter: Intermittent Removal	9 in	9 in
Tree Diameter: Occasional Removal	12 in	12 in

Overview

Turn trees and underbrush from unsightly overgrowth to mulch with the forestry cutter attachment.

Punch into large-diameter trees and bring the uppermost limbs quickly to the ground. The forestry cutter's tube-style drum and spiral tooth pattern allow one tooth to engage at a time, so operation is smooth and less horsepower is required to do the job.

The compact size of the forestry cutter allows for any type of removal job, whether clearing every tree in an area or selectively thinning stands. Simply lower the forestry cutter onto the tree and its fast-cutting teeth rips it to shreds, turning it into a bed of mulch that slows growth and provides organic material.

Top Tasks

- Clear trees and brush for:
 - Pre/post disaster mitigation
 - Utility line and road right-of-way maintenance
 - Site preparation
 - Orchard and vineyard maintenance
- Cut firebreaks
- Clean lots
- Maintain property
- Fuel Reduction

Forestry Applications Kit

Designed to protect you and your investment in the toughest conditions, the forestry applications kit must be installed on the loader to operate the forestry cutter attachment. The exclusive forestry door protects you from flying debris and objects. Other benefits include ISO 3449 Level II Falling Object Protective Structure (FOPS) and debris guards for muffler, lights and hydraulic components.

The forestry applications kit includes:

- **Fire Extinguisher:** Mounted in the cab for quick access in an emergency.
- **Forestry Door (3/4 in. laminated polycarbonate):** The forestry cutter attachment will not operate without the door installed. Emergency exit allows removal of front door, if necessary.
- **Front and Rear Light Guards:** Ensures branches and debris won't break lights.
- **Hydraulic Quick Coupler Guard:** The guard, along with no exposed fittings on the hoses, helps protect the couplers, hoses and wire harness from falling trees and branches.
- **Level II FOPS:** (meets ISO 3449) Protects operator and cab from falling trees and objects.
- **Lift Cylinder Debris Shields:** Protects lift cylinders and reduces material buildup in the engine compartment.

- **Muffler Guard:** Protects tailpipe from damage and reduces material buildup in the engine compartment.
- **Polycarbonate Top, Rear, and Side Windows:** (1/4 in. or 1/2 in. polycarbonate) Protects operator and maximizes visibility.



How It Works

Carbide tipped teeth on a rotating drum easily rip through standing trees and demolish brush. Trees lying on the ground can be further processed into fine mulch and even mixed into the soil.

Auger Attachment

- Ideal for installing fence posts, planting trees or digging footings for new decks
- Drills 6 to 48 in. diameter holes quickly and accurately
- Choose between direct drive and planetary options
- Hangs plumb on uneven terrain

Specs

	Model 10 Auger	Model 15C/15H Auger	Model 30C/30H Auger	35PH	50PH
Operating Weight	140 lbs	215 lbs	231 lbs	284 lbs	284 lbs
Length	8.44 in	10.59 in	10.59 in	11.42 in	11.42
Width	9.18 in	10.23 in	10.23 in	11.55	11.55
Height	N/A	20.65 in	20.65 in	39.68 in	39.68
Dig Depth (without extensions)	58 in	62 in	62 in	73 in	73 in
Operating Weight (Less Bit)	264 lbs	406 lbs	425 lbs	452 lbs	452 lbs

	Model 10 Auger	Model 15C/15H Auger	Model 30C/30H Auger	35PH	50PH
Speed	High	Medium	Low	RPM @ 37GPM - 95	RPM @ 37 GPM - 82
Torque	Low	Medium	High	4162 lbf.	5272 lbf.

Overview

Dig holes with speed and plumb-line accuracy using a Bobcat® auger attachment. Using heavy-duty hydraulics, the auger attachment bites into any soil condition with ease and efficiency. Even in hard and rocky soil, the high torque keeps the auger steady and powerful to maintain performance.

Choose between a direct drive auger for an optimum balance between torque and RPM, or a gear-driven planetary auger for applications that require the most torque. Multiple bit types and teeth enable you to find the right auger to match your digging conditions.

The direct drive 15 offers a higher range of speed for drilling holes quicker through softer to moderate soil conditions such as sand, dry material, and light dirt so the hole being dug is cleaned out better. The direct drive 30 and the planetary drive augers offer higher amount of torque for digging into heavier ground surfaces such as rocky, coral or clay. With lower speeds to dig, Planetary augers provide the torque needed to install screw anchors and dig with bits that are over 24 inches in diameter.



Digging Depth Challenge

Sometimes you need to dig deeper to prepare a footing or sump drain, reach stable subsoil or dig below the frost line. If an auger can't dig those extra inches in the hole, it might mean cutting corners or buying an auger extension. Bobcat augers provide design and geometry that helps do the job right. See how other brands compare.



Torque Challenge

With auger attachments, torque equals power. Greater torque makes it easier to break down rock, power through tree roots or clay, and take on frozen ground. All augers have published torque ratings, but performance on the jobsite matters most. The torque challenge video evaluates the difference.

How it works

Direct drive models use a directly mounted hydraulic motor, while planetary models are powered by a gear drive system. The motor turns the output shaft, which is connected to an auger bit to drill into the ground.

Top Tasks

- Direct drive augers are ideal for digging holes for posts, piers, poles, or trees.
- Planetary augers deliver the power and force needed to dig in anchor applications and through other extreme ground conditions including rock, shale, clay and frost.

Grapple, Industrial

- Handle difficult materials
- Models from 36 to 80 in.
- Fork and bucket styles
- Independent grapple action on larger grapples

Specs

	36" Ind. Bkt Grapple	48" Ind. Bkt Grapple	62" Ind. Bkt Grapple	66" Ind. Fork Grapple
Operating Weight	365 lbs	448 lbs	884 lbs	937 lbs
Length	32.2 in	32.2 in	41.1 in	41 in
Width	36 in	48 in	62 in	66.9 in
Height	29.5	29.5	30.2 in	32.1
Number of Fork Teeth (Factory)	N/A	N/A	N/A	7
Number of Fork Teeth (Possible)	N/A	N/A	N/A	13
Grapple Width	36 in	48 in	62 in	66.9 in
Number of Grapple Tines	1	1	2	2
Number of Forks	N/A	N/A	N/A	7
Open Height	41.3 in	41.3 in	42.5 in	42.6 in
Open Length	38.1 in	38.1 in	N/A	N/A
Closed Height	29.5 in	30.4 in	30.2 in	30.3 in
Closed Length	32.2 in	32.2 in	41.1 in	41 in
Tine Radius	N/A	N/A	N/A	N/A

	36" Ind. Bkt Grapple	48" Ind. Bkt Grapple	62" Ind. Bkt Grapple	66" Ind. Fork Grapple
Tine Thickness	N/A	N/A	N/A	N/A
Mount	N/A	N/A	N/A	N/A
	68" Ind. Bkt Grapple	74" Ind. Bkt Grapple	78" Ind. Fork Grapple	80" Ind. Bkt Grapple
Operating Weight	922 lbs	960 lbs	1218 lbs	1101 lbs
Length	41.1 in	41.1 in	43.4 in	43.4 in
Width	68 in	74 in	78.8 in	80 in
Height	30.2 in	30.2 in	N/A	37.8
Number of Fork Teeth (Factory)	N/A	N/A	8	N/A
Number of Fork Teeth (Possible)	N/A	N/A	15	N/A
Grapple Width	68 in	74 in	78.8 in	80 in
Number of Grapple Tines	2	2	2	2
Number of Forks	N/A	N/A	N/A	N/A
Open Height	42.5 in	42.5 in	45.9 in	46.4 in
Open Length	N/A	N/A	N/A	N/A
Closed Height	30.2 in	30.2 in	32.9 in	33.2 in
Closed Length	41.1 in	41.1 in	43.4 in	43.4 in
Tine Radius	N/A	N/A	N/A	N/A
Tine Thickness	N/A	N/A	N/A	N/A
Mount	N/A	N/A	N/A	N/A

Overview

Grab and hold onto the toughest materials with the industrial grapple attachment.

Built for maximum power and reliability, the industrial grapple delivers easy handling of hard-to-manage materials in the industrial or construction setting. The two-arm design of larger industrial grapples provides strong, even biting force. With hydraulic controls, it's easy to operate and can securely handle bulky or uneven loads. Smaller grapples have a single grapple arm.

Choose from a bucket or fork bottom for maximum load capability. Built for day-in, day-out duty, the industrial grapple sinks in to the toughest jobs all day, every day.



Closing Force Challenge

Strong closing force helps you bite into materials, secure them and pull them away. In this test, we evaluated the closing force of several grapples. See why Bobcat industrial grapples offer the force to handle stubborn materials and work faster.



Visibility Challenge

Good sight lines are critical to sorting debris, securing odd-shaped objects, clamping tree limbs and more. In this simple comparison, you'll discover how Bobcat industrial grapples offer better views that lead to greater efficiency.



Design and Quality

From reinforced tines to larger cylinders and better hose routing, some industrial grapples are built better than others. Compare them side-by-side and learn how Bobcat offers better design and superior quality.

Top Tasks

- Handle demolition rubble, building materials, recycling, salvage, or scrap materials

Pallet Fork Attachment

- Easily lift, carry and place materials
- Optional heavy-duty pallet fork and frame
- Optional hydraulic fork positioning

Specs

	Pallet Fork Frame - Small	Pallet Fork Frame - Standard	Pallet Fork Frame - Heavy Duty
Operating Weight	105 lbs	200 lbs	295 lbs
Length	N/A	N/A	N/A
Width	36.9 in	45.7 in	51.5 in
Height	34.5 in	38.7 in	49.1 in
Fork Width	4 in	4 in	4 in
Number of Teeth Shipped	N/A	0	0
Max Number of Teeth	2	2	2
Frame Weight	105 lbs	200 lbs	295 lbs
Pallet Fork Width	37 in	46 in	56.5 in

	Pallet Forks - V417 48" Frame	48" Frame	42" Hyd.	48" Hyd.
Operating Weight	N/A	520 lbs	545 lbs	565 lbs
Length	N/A	N/A	54 in	60 in
Width	49.9 in	N/A	48 in	48 in
Height	51.7 in	N/A	39 in	39 in
Fork Width	5 in	N/A	4 in	4 in
Number of Teeth Shipped	2	N/A	2	2
Max Number of Teeth	2	N/A	2	2
Frame Weight	492 lbs	520 lbs	N/A	N/A
Pallet Fork Width	48 in	48 in	42 in	48 in

Overview

Compact equipment provides tremendous carrying capacities in a small package.

Move bulky, bagged or palletized material quickly and easily with the pallet fork attachment.

Adjustable forks load and unload, lift and carry, move and place materials around a variety of jobsites. With hydraulic pallet fork, position the forks from the operator seat for maximum operator comfort and efficiency.

Save time and labor costs by lifting, carrying, and moving with the pallet fork attachment. Put it to work on applications such as industrial plant and landscaping work, construction sites, farm chores, fertilizer handling, and municipal projects.



Pallet Fork Strength

Make sure your pallet fork is built for years of lifting, carrying and moving materials. In this test, pallet forks are put through a two-part test to evaluate their frame and tine strength. See why Bobcat pallet forks offer strength and endurance that exceed the industry benchmarks.

Top Tasks

- Lift and move bales
- Unload landscape rock
- Transport building supplies
- Unload freight
- Unload lumber, shingles, siding, fencing and block

Bucket, Heavy/Severe Duty Construction/Industrial (CI)

- Heavier construction for larger Bobcat loaders and the most demanding jobs
- Larger capacity than C/I or low profile buckets
- 3/4 in. x 8 in. (HD) or 1 in. x 8 in. (SD) high-carbon steel cutting edge
- Numerous bolt-on accessories available

Specs

	74" C/I Heavy Duty	80" C/I Heavy Duty	84" C/I Heavy Duty	88" C/I Heavy Duty
Operating Weight	681 lbs	731 lbs	758 lbs	775 lbs
Length	38.1 in	38.1 in	38.1 in	38.1 in
Width	74 in	80 in	84 in	88 in
Height	24.1 in	24.1 in	24.1 in	24.1 in
ISO Heaped Capacity	20.6 cubic ft	22.4 cubic ft	23.6 cubic ft	24.8 cubic ft
ISO Struck Capacity	15.2 cubic ft	16.5 cubic ft	17.4 cubic ft	18.2 cubic ft
Predrilled For	Bolt-on Edges or Teeth	Bolt-on Edges or Teeth	Bolt-on Edges or Teeth	Bolt-on Edges or Teeth
			82" C/I Severe Duty	88" C/I Severe Duty
Operating Weight			844 lbs	888 lbs

	82" C/I Severe Duty	88" C/I Severe Duty
Length	38.2 in	38.2 in
Width	82 in	88 in
Height	24.3 in	24.3 in
ISO Heaped Capacity	22.8 cubic ft	24.6 cubic ft
ISO Struck Capacity	16.7 cubic ft	18 cubic ft
Predrilled For	Bolt-on Edges or Teeth	Bolt-on Edges or Teeth

Overview

These buckets are built even stronger than construction/industrial (C/I) and low profile buckets. Strength is added to key areas:

- Stronger mounting frame
- Double-walled top crossmember
- Thicker and taller side cutting edges

Capacity has also been increased over construction/industrial (C/I) and low profile buckets to take full advantage of the increased capacities of today's larger machines.

These buckets give operators a good view of the cutting edge and good breakout force for improved digging and bucket filling.




Bucket Backs Comparison

The back of a bucket is subjected to extreme force as you push into a pile, lift materials and back drag. Which buckets have the most reinforcement in the right places? Compare them in this video.



Bucket Bottoms Comparison

If a bucket bottom isn't built well, the cutting edge will flex or even permanently bow. You need a strong bucket bottom to cut a grade, flatten your work area or scrape material off hard surfaces. See the strong Bobcat bucket bottom and its unique waffle-plate design.



Customization Comparison

With Bobcat low profile and construction/industrial buckets, you can easily add custom options like teeth and grapples using simple tools. With other buckets, you must drill holes or permanently weld those options. Watch how Bobcat offers fast, convenient customization.



Bucket Strength

Your bucket must withstand severe applications. In this test, watch how different buckets react to the forces typically placed upon them by a loader. See which bucket has the least deflection and the most strength.

Top Tasks

- Heavy-duty grading and leveling
- Material handling