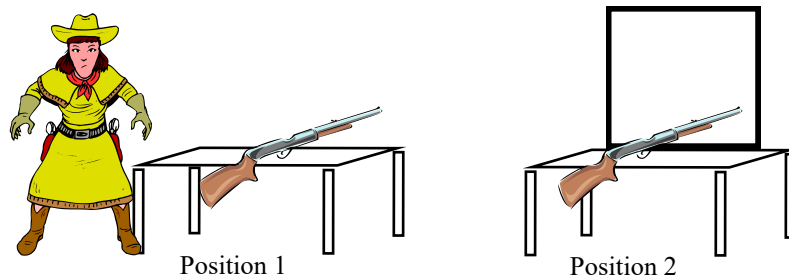
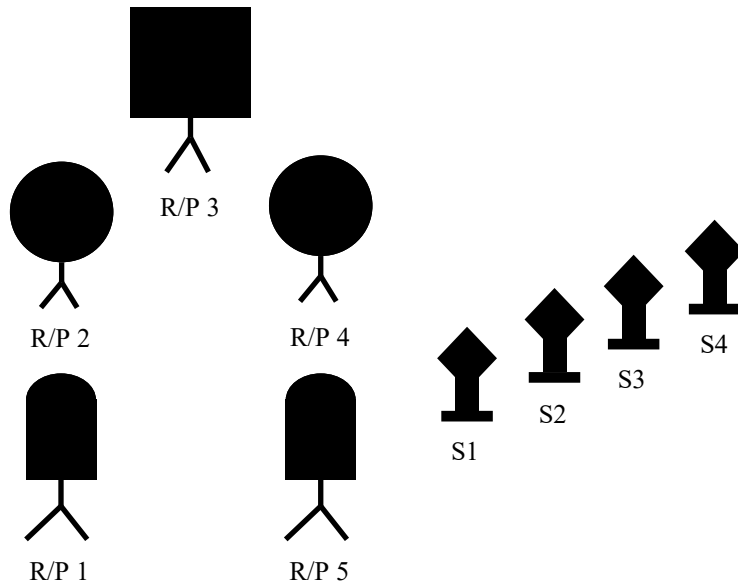


Stage 1
Bay 2
October 2018



10 PISTOL 10 RIFLE 4+ SHOTGUN

Staging Two pistols loaded with 5 rounds each and holstered. Rifle loaded with 10 rounds staged at the **center** of the table at position 1. Shotgun staged in the window at position 2 with at least 4 shells on your person.

Start Standing at the **center** of the table at position 1 with your hands at low surrender.


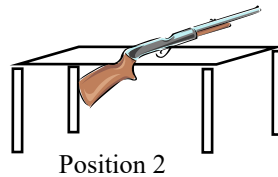
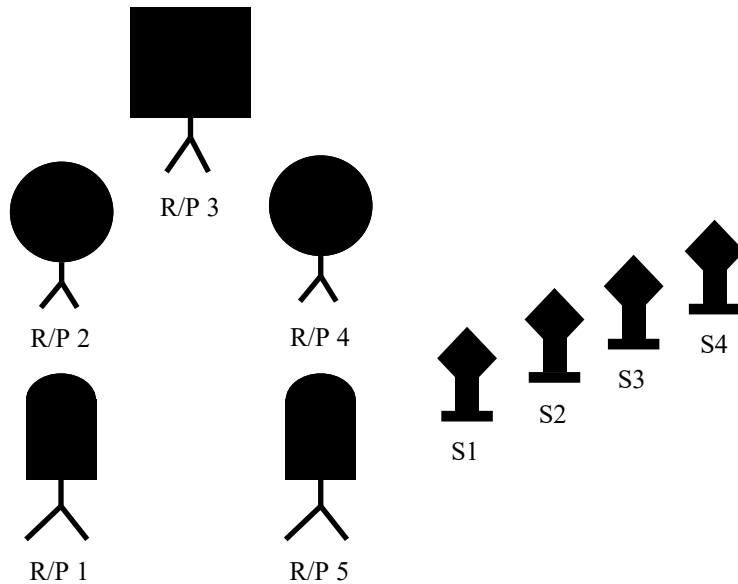
Gun sequence Rifle, pistols, shotgun **or** pistols, rifle, shotgun (shooter's choice).

On Signal Starting on either tombstone, with the rifle sweep R/P1 thru R/P5 **twice**.

At position 1, with the pistols engage R/P1 thru R/P5 per the rifle instructions.

Move to the window at position 2 and with the shotgun engage S1 thru S4 thru the window in any order.

Stage 2
Bay 2
October 2018



10 PISTOL 10 RIFLE 4+ SHOTGUN

Staging Two pistols loaded with 5 rounds each and holstered. Rifle loaded with 10 rounds staged at the center of the table at position 2. Shotgun in both hands at position 1 with at least 4 shells on your person.

Start Standing at the center of the window at position 1 with your shotgun in both hands.


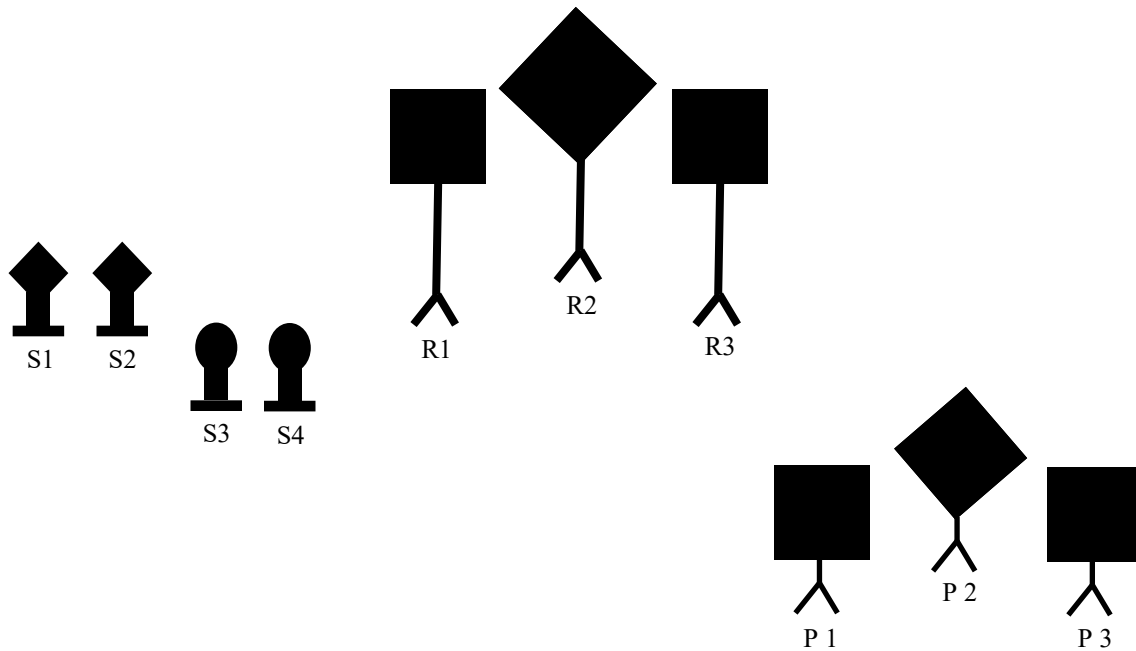
Gun sequence Shotgun, rifle, pistols.

On Signal Engage S1 thru S4 thru the window in any order.

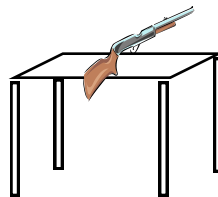
Move to position 2 and starting on either tombstone, with the rifle engage R/P1 thru R/P5 with a 2-1-4-1-2 sweep.

At position 2, with the pistols engage R/P1 thru R/P5 per the rifle instructions.


Stage 3
Bay 3
October 2018



Position 1



Position 2



Position 3

10 PISTOL 10 RIFLE 4+ SHOTGUN

Staging Two pistols loaded with 5 rounds each and holstered. Rifle loaded with 10 rounds staged on the table at position 2. Shotgun staged in the window at position 1 with at least 4 shells on your person.

Gun sequence Shotgun, rifle, pistols.

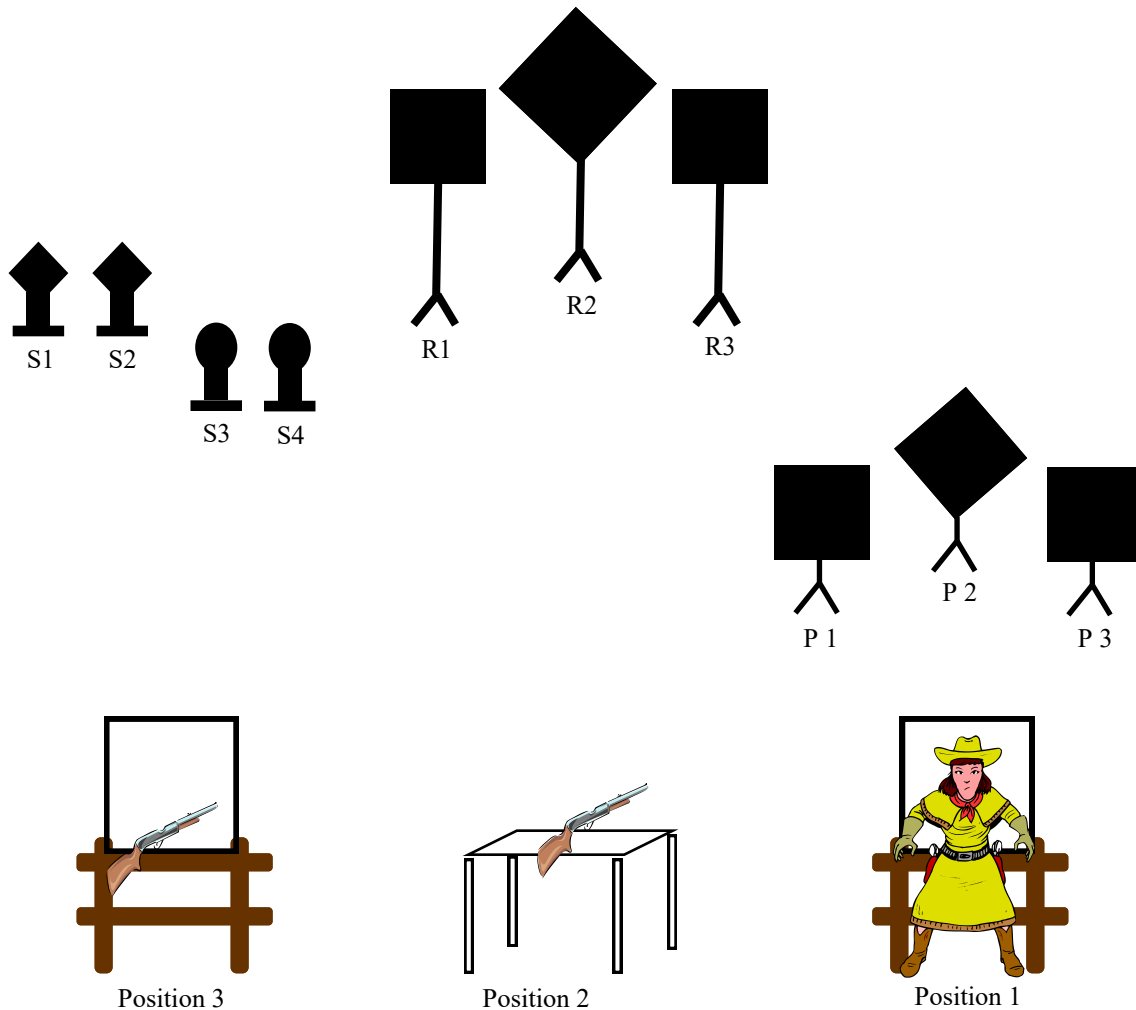
Start Standing tall at the **center** of the fence at position 1 with your hands at your sides.

On Signal Engage S1 thru S4 thru the window in any order.

Move to position 2 and starting on either end, with the rifle engage R1 thru R3 with a double tap Nevada sweep.

Move to position 3 and starting on either end, with the pistols engage P1 thru P3 thru the window with a continuous double tap Nevada sweep.

Stage 4
Bay 3
October 2018



10 PISTOL 10 RIFLE 4+ SHOTGUN

Staging Two pistols loaded with 5 rounds each and holstered. Rifle loaded with 10 rounds staged on the table at position 2. Shotgun staged in the window at position 3 with at least 4 shells on your person.

Gun sequence Pistols, rifle, shotgun.

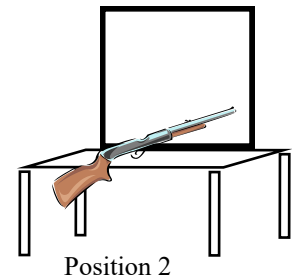

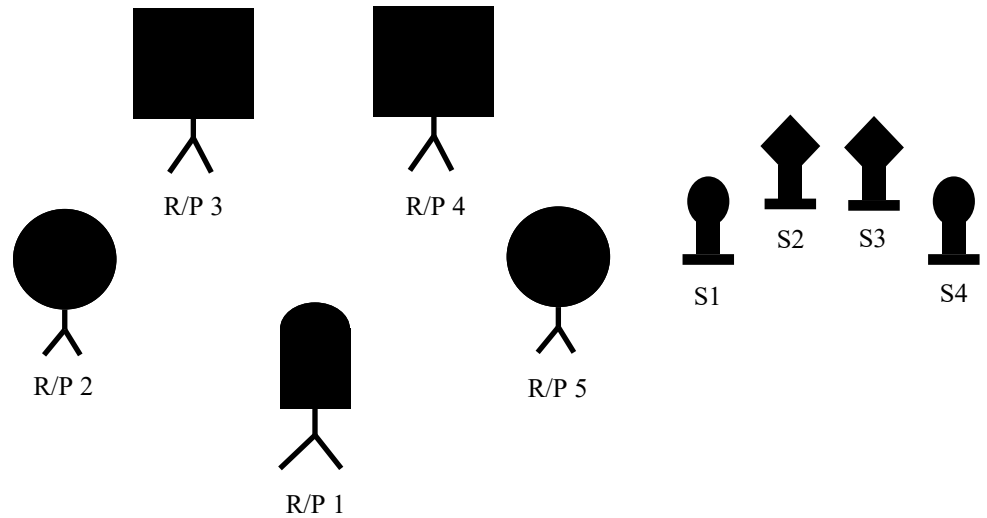
Start Standing at the **center** of the fence at position 1 with your hands on the window frame at shoulder height.

On Signal Shooting the pistols thru the window, double tap P2 (the diamond) and then sweep P1 thru P3 starting on either end. Repeat the instruction.

Move to position 2 and with the rifle double tap R2 (the diamond) and then sweep R1 thru R3 starting on either end. Repeat the instruction.

Move to position 3 and with the shotgun engage S1 thru S4 thru the window in any order.

Stage 5
Bay 4
October 2018



10 PISTOL 10 RIFLE 4+ SHOTGUN

Staging Two pistols loaded with 5 rounds each and holstered. Rifle loaded with 10 rounds in both hands at position 1. Shotgun staged in the right window at position 2 with at least 4 shells on your person.

Start Standing at the center of the left window at position 1 with the rifle in both hands.


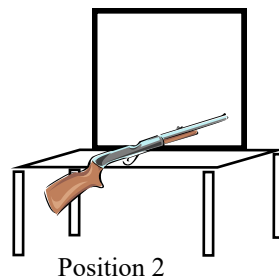
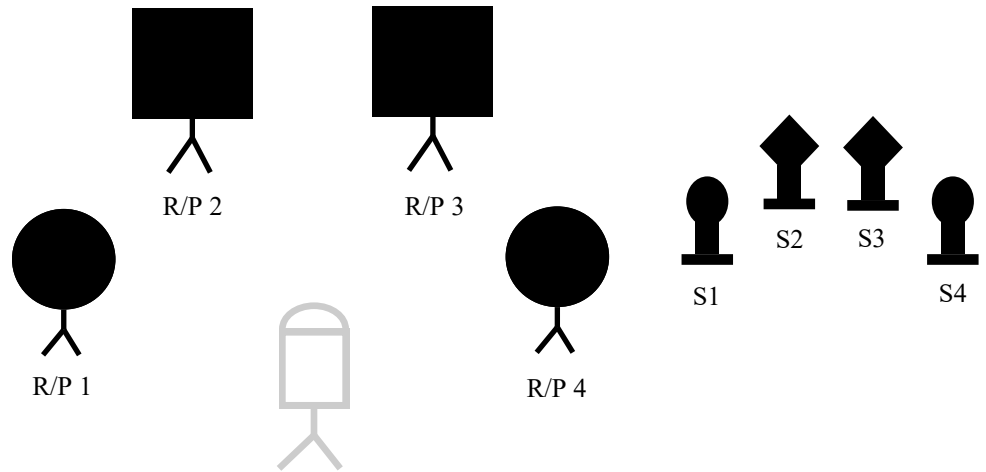
Gun sequence Rifle, pistols, shotgun.

On Signal Shooting thru the window, starting on R/P1 (the tombstone) and going in either direction, engage R/P1 thru R/P5 with a 1-2-2-3-3-4-4-5-5-1 sweep.

At position 1, with the pistols engage R/P1 thru R/P5 per the rifle instructions.

Move to the right window at position 2 and with the shotgun engage S1 thru S4 thru the window in any order.

Stage 6
Bay 4
October 2018



10 PISTOL 10 RIFLE 4+ SHOTGUN

Staging Two pistols loaded with 5 rounds each and holstered. Rifle loaded with 10 rounds staged in the left window at position 2. Shotgun staged in the right window at position 1 with at least 4 shells on your person.

Start Standing at the **center** of the right window at position 1 with your arms crossed on your chest.

Gun sequence Shotgun, rifle, pistols.

On Signal With the shotgun engage S1 thru S4 thru the window in any order.


Move to the left window at position 2 and starting on either end, with the rifle engage R/P1 thru R/P4 thru the window with a Twister sweep (1-2-3-4-2-3-1-2-3-4).

At position 2, with the pistols engage R/P1 thru R/P4 per the rifle instructions.

Lever Action Rifle, Pistol Caliber
High Power Range
October 2018



R1



Position 1

10 Rounds

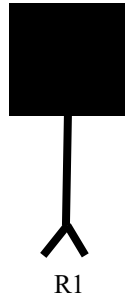
Staging Rifle loaded with 10 rounds held in both hands.

Start Standing at the bench at position 1 with the rifle in both hands.

On Signal Engage R1 with 10 rounds.

- Notes:**
1. Loading/unloading will be done at the bench at position 1.
 2. Target range is 90 - 110 yards
 3. Ammunition velocity may exceed 1400 fps.

Lever Action Rifle, Rifle Caliber
High Power Range
October 2018



Position 1

10 Rounds

Staging Rifle loaded with 10 rounds and held with the barrel resting on bi-pod shooting sticks. Ammunition may be staged in a cartridge box.

Start Shooter is either in kneeling or sitting position with the rifle resting on shooting sticks.

On Signal Engage R1 with 10 rounds.

- Notes:**
1. Loading/unloading will be done at position 1.
 2. Targets are at approximately 200 yards.
 3. See Shooter's Handbook for rifle/ammunition requirements and basic rules for Long Range competitions.

Long Range Revolver
High Power Range
October 2018



P1



Position 1

5 Rounds

Staging One revolver loaded with 5 rounds held with one or both hands.

Start Standing at the bench at position 1 with the revolver in one or both hands pointed down range with the barrel approximately 45 degrees below the horizontal.

On Signal Engage P1 with 5 rounds.

- Notes:**
1. Loading/unloading will be done at the bench at position 1.
 2. Target is at approximately 50 yards.
 3. Ammunition velocity may exceed 1000 fps.