



FAUX WOOD

BLINDS

Effective August 1, 2018

design simplified™

TABLE OF CONTENTS

Product Overview

- Features & Benefits 2
- Color Charts 3

Pricing Information

- 2" Faux – Whites & Neutrals Price Chart and Surcharges 4
- 2" Faux – Wood Tones Price Chart and Surcharges 5
- 2-1/2" Faux – Whites & Neutrals Price Chart and Surcharges 6
- 2-1/2" Faux – Wood Tones Price Chart and Surcharges 7
- 2" Faux – Premium Grain Price Chart and Surcharges 8
- RemoteTilt™ System and Option Surcharges 9

Valance Information

- Individual Valance Ordering and Pricing/Tape Valance Option and Color Chart 10
- Valances and Valance Return Information and Specifications 11

Cordless Lift & Lock Bottomrail Color Coordination 12

Solid and Decorative Tape Option and Listing 13

Product and Specifications

- Product Specifications 14
- Size Specifications 15
- Finished Dimensions and Mounting Requirements 15

Controls, Components, Ladder/Tape Placement & Stack-up Charts

- Standard Rectangular 16
- Cordless 17
- RemoteTilt 18
- Cordless Lift & Lock™ 19
- Component Diagrams 20-22

RemoteTilt Motorization

- RemoteTilt Motorization – Overview 23
- Radio Frequency (RF) Features, Options and Part Numbers 24

Oversize Common Carrier Delivery

All orders with any quantity of shades or blinds or any continuous valance 96" or more in width are considered oversize. Therefore, a net shipping charge of \$95.00 per order will be assessed.

Oversized orders that require expedited shipping will be quoted and charged accordingly.

Please see General Information for additional freight and shipping charge information.

WHAT'S NEW FOR 2018

- Refreshed color palette includes on-trend whites, neutrals and wood tones
- Premium Grain, an exquisite decorative collection, features a beautiful wood grain print
- Cordless lift and wand tilt options now available on 2 1/2" slats
- Improved fabrication of LightsOut routeless slats option to reduce slat displacement
- Spliced valance available up to 168"
- Updated solid cloth tape colors



FEATURES & BENEFITS

- Durable engineered material that won't crack, chip, or peel.
- Offered in a wide selection of whites, neutrals and wood tones, including the rich colors and wood grain patterns of the Premium Grain collection.
- Whites, Neutrals and Woodtones available in 2" and 2-1/2" slat styles, Premium Grain available in 2" slats.
- Come standard with a 3" decorative valance and trapezoid bottomrail. Contemporary Crescent valance is optional.
- Heavy-duty slim design headrail and crash-proof cordlock that provide smooth, reliable operation.
- Decorative tassels and lift cord with a unique Stop Ball that breaks apart under pressure to help protect children and pets.
- A wide selection of solid and decorative tapes that add a stylish accent.
- Optional LightsOut routeless feature that blocks additional light and enhances privacy.
- Available with upgraded operating systems including Cordless Lift & Lock™, Cordless Lift and RemoteTilt™ for enhanced control convenience.
- Cordless Lift & Lock™ is certified Best For Kids when ordered with wand tilt.
- Limited Lifetime Warranty ensures your customers' satisfaction.

COLOR CHART

2" FAUX WOOD

WHITES AND NEUTRALS	COLOR #
Dolphin	S921
Eggshell	S904
Gobi	S920
Pearl	S903
Smoke	S922
Snow	S901
Textured Pearl	T903
Textured Pure White	T901
Ultra White	S951

WOOD TONES	COLOR #
Burmese Teak	P925
Honey Maple	P924
Light Oak	P913

2-1/2" FAUX WOOD

WHITES AND NEUTRALS	COLOR #
Dolphin	S921
Eggshell	S904
Gobi	S920
Pearl	S903
Smoke	S922
Snow	S901
Textured Pearl	T903
Textured Pure White	T901
Ultra White	S951

WOOD TONES	COLOR #
Burmese Teak	P925
Honey Maple	P924
Light Oak	P913

2" PREMIUM GRAIN

Espresso	PG507
Harvest	PG504
Heathered	PG500
Peppercorn	PG503

Slate	PG501
Sterling Gray	PG502
Tawny	PG506
Toasted Almond	PG505

CHARACTERISTICS OF FAUX WOOD BLINDS

Faux wood blinds are an excellent and economical alternative to wood blinds for many applications and offer long lasting performance. The Whites and Neutrals and the Wood Tones colors are constructed of a durable engineered polymer material, and the Premium Grain colors are constructed of a non-PVC acrylic-based material. Both materials will not crack, chip or fade – perfect for high traffic areas. They are also easy to clean and are moisture resistant for placement in kitchens and bathrooms.

Faux wood blinds are not intended for installation near heat sources such as radiators and heat registers which can potentially compromise the integrity of the faux wood material, or in locations where temperatures within the window casing will exceed 120 degrees Fahrenheit, including older single pane or aluminum frame windows that conduct and amplify outside heat into the window casing.

Faux wood blinds in all colors are certified GOLD for Greenguard Indoor Air Quality. The Whites and Neutrals colors and the Wood Tone colors are FR Certified NFPA 701 (Premium Grain colors are not FR certified).

GROUP 1 – 2" WHITES & NEUTRALS

3" Standard Decorative Polymer Valance Included in Price

WIDTH TO:	24"	28"	32"	36"	42"	48"	54"	60"	66"	72"	78"	84"	96"
HEIGHT TO:													
30"	\$78	87	93	103	110	122	133	154	163	178	188	200	216
36"	86	91	98	109	120	130	142	163	175	193	200	216	233
42"	90	98	106	119	128	140	154	177	189	206	219	235	255
48"	96	103	111	125	136	150	164	188	203	223	232	252	273
54"	103	115	124	139	152	164	182	206	223	242	258	274	295
61"	110	121	132	146	160	173	192	222	235	259	273	295	320
66"	117	127	137	157	169	186	204	234	252	278	293	315	340
73"	124	135	145	167	180	199	219	252	269	295	314	339	365
78"	130	141	154	172	188	206	230	265	285	312	330	354	
84"	135	146	162	184	199	219	244	278	300	332	347	367	
90"	141	154	169	192	208	230	253	289	314	346	355		
96"	145	162	178	200	219	242	268	304	329	363			
102"	153	167	185	206	226	252	278	320	342				
108"	166	182	198	226	248	270	299	342	362				

Note: Blinds over 50 sq. ft. require 2 or 3 on 1 Headrail

Cordless Lift & Lock not available in sizes over 40 sq ft outside the thick black line

SOLID & DECORATIVE TAPE SURCHARGE

NOTE: See Tape section for sizes & availability. Tapes are NOT available with LightsOut feature, Cordless or Cordless Lift & Lock.

WIDTH TO:	24"	28"	32"	36"	42"	48"	54"	60"	66"	72"	78"	84"	96"
Solid	\$24	24	24	24	29	29	35	35	40	40	47	47	51
Decorative	51	51	51	51	62	62	76	76	87	87	99	99	107

NO CHARGE OPTIONS

- 3" Crescent Valance (in place of 3" Standard Decorative Valance)
- LightsOut Routeless Feature (not available with Cordless Lift & Lock, Cordless Lift System or blinds with Tapes)
- Controls – LR, RL or Grouped
- Hold-Down Brackets
- Tile Cut Out – maximum 3" each side (not available with Cordless Lift & Lock)
- Short and Long Extension Brackets
- Spacer Blocks – small (3/8") and large (3/4")
- Special Wand and Cord Length (see page 16 for wand lengths)
- Wand Tilter
- 2 or 3 On 1 Headrail (max. 120" on 2" blinds) – price as separate blinds (2 or 3 on 1 headrail not available with Cordless Lift)
- (3 on 1 headrail not available with Cordless Lift & Lock)
- Side by Side (slat alignment guaranteed within 1/4" when requested at time of order. Blinds must be the same height, slat size & color)

OPTIONS: EXTRA CHARGE – SPECIFY ON ORDER

- Cordless Lift & Lock™ Systemadd \$68 each
- Cordless Lift Systemadd \$99 each
- Blinds Under 12" Wideadd \$13 each
- Tape Valanceadd \$13 each
- Keystone Valance Option (for blinds under 102" wide)add \$13

Note: For surcharges on oversize common carrier delivery, express ship program, shipments to Hawaii, Alaska and Puerto Rico, see General Information Section

SIZE SPECIFICATIONS	2" Standard	2" Cordless	2" Cordless Lift & Lock™	2" Remote Tilt Motorization ¹
Minimum Width (Net)	8" 12" with Tapes	18"	10-1/2"	12" 14" with Tapes
Maximum Width (One blind)	96"	78"	96"	96"
Minimum Height	12"	12"	12"	12"
Maximum Height	108"	72"	84"	96"
Max. AREA (SQ/FT) ²	50 sq/ft	40 sq/ft	40 sq/ft	50 sq/ft
Maximum Width 2 or 3 on 1 Headrail	120"	N/A	120" ³	N/A
Maximum Continuous Valance Width (not spliced)	102"		102"	102"

¹ RemoteTilt Motorization is not available with Cordless Lift & Lock² Blinds over Max SQ/FT require 2 or 3 on 1 headrail (where available)³ Cordless Lift & Lock™ not available as a 3 on 1 headrail

GROUP 2 – 2" WOOD TONES

3" Standard Decorative Polymer Valance Included in Price

WIDTH TO:	24"	28"	32"	36"	42"	48"	54"	60"	66"	72"	78"	84"	96"
HEIGHT TO:													
30"	\$86	92	99	111	122	133	146	167	185	197	212	223	241
36"	90	99	107	121	131	144	159	182	198	212	230	242	261
42"	98	107	117	131	141	158	171	198	217	231	252	265	286
48"	103	113	124	137	153	168	186	211	232	252	269	284	307
54"	115	126	137	154	168	186	204	232	258	277	299	314	339
61"	121	133	145	164	180	197	217	250	275	296	320	337	363
66"	128	141	157	173	191	210	234	269	295	320	347	363	392
73"	137	153	164	188	205	228	252	289	319	341	371	394	426
78"	145	160	173	200	220	241	266	306	342	368	401	420	
84"	157	170	188	214	235	261	288	330	368	395	433	436	
90"	163	180	199	228	250	277	308	355	392	419	444		
96"	172	189	211	239	264	291	326	372	415	447			
102"	180	199	220	249	275	305	341	389	435				
108"	195	215	237	270	298	329	368	418	451				

Note: Blinds over 50 sq. ft. require 2 or 3 on 1 Headrail

Cordless Lift & Lock not available in sizes over 40 sq ft outside the thick black line

SOLID & DECORATIVE TAPE SURCHARGE

NOTE: See Tape section for sizes & availability. Tapes are NOT available with LightsOut feature, Cordless or Cordless Lift & Lock.

WIDTH TO:	24"	28"	32"	36"	42"	48"	54"	60"	66"	72"	78"	84"	96"
Solid	\$24	24	24	24	29	29	35	35	40	40	47	47	51
Decorative	51	51	51	51	62	62	76	76	87	87	99	99	107

NO CHARGE OPTIONS

- 3" Crescent Valance (in place of 3" Standard Decorative Valance)
- LightsOut Routeless Feature (not available with Cordless Lift & Lock, Cordless Lift System or blinds with Tapes)
- Controls – LR, RL or Grouped
- Hold-Down Brackets
- Tile Cut Out – maximum 3" each side (not available with Cordless Lift & Lock)
- Short and Long Extension Brackets
- Spacer Blocks – small (3/8") and large (3/4")
- Special Wand and Cord Length (see page 16 for wand lengths)
- Wand Tilter
- 2 or 3 On 1 Headrail (max. 120" on 2" blinds) – price as separate blinds (2 or 3 on 1 headrail not available with Cordless Lift)
- (3 on 1 headrail not available with Cordless Lift & Lock)
- Side by Side (slat alignment guaranteed within 1/4" when requested at time of order. Blinds must be the same height, slat size & color)

OPTIONS: EXTRA CHARGE – SPECIFY ON ORDER

- Cordless Lift & Lock™ Systemadd \$68 each
- Cordless Lift Systemadd \$99 each
- Blinds Under 12" Wideadd \$13 each
- Tape Valanceadd \$13 each
- Keystone Valance Option (for blinds under 102" wide)add \$13

Note: For surcharges on oversize common carrier delivery, express ship program, shipments to Hawaii, Alaska and Puerto Rico, see General Information Section

SIZE SPECIFICATIONS	2" Standard	2" Cordless	2" Cordless Lift & Lock™	2" Remote Tilt Motorization ¹
Minimum Width (Net)	8" 12" with Tapes	18"	10-1/2"	12" 14" with Tapes
Maximum Width (One blind)	96"	78"	96"	96"
Minimum Height	12"	12"	12"	12"
Maximum Height	108"	72"	84"	96"
Max. AREA (SQ/FT) ²	50 sq/ft	40 sq/ft	40 sq/ft	50 sq/ft
Maximum Width 2 or 3 on 1 Headrail	120"	N/A	120" ³	N/A
Maximum Continuous Valance Width (not spliced)	102"		102"	102"

¹ RemoteTilt Motorization is not available with Cordless Lift & Lock

² Blinds over Max SQ/FT require 2 or 3 on 1 headrail (where available)

³ Cordless Lift & Lock™ not available as a 3 on 1 headrail

GROUP 3 – 2-1/2" WHITES & NEUTRALS

3" Standard Decorative Polymer Valance Included in Price

WIDTH TO:	24"	28"	32"	36"	42"	48"	54"	60"	66"	72"	78"	84"	96"
HEIGHT TO:													
30"	\$89	95	103	114	124	140	152	174	187	207	222	239	258
36"	95	103	111	123	136	151	167	189	206	226	243	261	282
42"	105	109	116	132	144	162	176	201	220	243	261	280	303
48"	108	116	124	141	155	174	191	218	238	265	284	306	330
54"	115	124	136	152	167	188	206	239	261	287	308	336	363
61"	121	133	143	162	179	204	223	256	282	310	337	364	393
66"	138	151	163	184	202	228	252	288	317	347	372	405	436
73"	147	161	174	196	218	244	269	310	337	376	404	436	472
78"	154	168	183	206	231	261	286	326	358	397	431	469	
84"	162	179	197	220	248	278	308	353	386	427	469	486	
90"	174	190	209	235	262	296	328	376	418	461	491		
96"	182	201	221	250	282	318	352	405	446	494			
102"	194	214	236	265	299	342	377	431	480				
108"	205	226	249	284	322	363	403	468	494				

Note: Blinds over 50 sq. ft. require 2 or 3 on 1 Headrail

Cordless Lift & Lock not available in sizes over 31 sq ft outside the thick black line

SOLID & DECORATIVE TAPE SURCHARGE

NOTE: See Tape section for sizes & availability. Tapes are NOT available with LightsOut feature, Cordless or Cordless Lift & Lock.

WIDTH TO:	24"	28"	32"	36"	42"	48"	54"	60"	66"	72"	78"	84"	96"
Solid	\$24	24	24	24	29	29	35	35	40	40	47	47	51
Decorative	51	51	51	51	62	62	76	76	87	87	99	99	107

NO CHARGE OPTIONS

- 3" Crescent Valance (in place of 3" Standard Decorative Valance)
- LightsOut Routeless Feature (not available with Cordless Lift & Lock, Cordless Lift System or blinds with Tapes)
- Controls – LR, RL or Grouped
- Hold-Down Brackets (not available with Cordless Lift & Lock)
- Tile Cut Out – maximum 3" each side (not available with Cordless Lift & Lock)
- Short and Long Extension Brackets
- Wand Tilter
- Spacer Blocks – small (3/8") and large (3/4") (one 3/8" spacer set standard with 2-1/2" blinds)
- Special Wand and Cord Length (see page 16 for wand lengths)
- 2 or 3 On 1 Headrail (maximum 120" on 2-1/2" blinds) – price as separate blinds (2 or 3 on 1 headrail not available with Cordless Lift) (3 on 1 headrail not available with Cordless Lift & Lock)
- Side by Side (slat alignment guaranteed within 1/4" when requested at time of order. Blinds must be the same height, slat size & color)

OPTIONS: EXTRA CHARGE – SPECIFY ON ORDER

- Cordless Lift & Lock™ Systemadd \$68 each
- Cordless Lift Systemadd \$99 each
- Blinds Under 12" Wideadd \$13 each
- Tape Valanceadd \$13 each
- Keystone Valance Option (for blinds under 102" wide)add \$13

Note: For surcharges on oversize common carrier delivery, express ship program, shipments to Hawaii, Alaska and Puerto Rico, see General Information Section

SIZE SPECIFICATIONS	2-1/2" Standard	2-1/2" Cordless	2-1/2" Cordless Lift & Lock™	2-1/2" Remote Tilt Motorization ¹
Minimum Width (Net)	12"	18"	10-1/2"	12" 14" with Tapes
Maximum Width (One blind)	96"	78"	96"	96"
Minimum Height	12"	12"	12"	12"
Maximum Height	108"	72"	84"	96"
Max. AREA (SQ/FT) ²	50 sq/ft	36 sq/ft	31 sq/ft	50 sq/ft
Maximum Width 2 or 3 on 1 Headrail	120"	N/A	120" ³	N/A
Maximum Continuous Valance Width (not spliced)	102"		102"	102"

¹ RemoteTilt Motorization is not available with Cordless Lift & Lock² Blinds over Max SQ/FT require 2 or 3 on 1 headrail (where available)³ Cordless Lift & Lock™ not available as a 3 on 1 headrail

GROUP 4 – 2-1/2" WOOD TONES

3" Standard Decorative Polymer Valance Included in Price

WIDTH TO:	24"	28"	32"	36"	42"	48"	54"	60"	66"	72"	78"	84"	96"
HEIGHT TO:													
30"	\$98	103	114	125	137	154	167	191	205	228	245	262	284
36"	103	113	121	136	150	166	184	209	227	249	268	286	310
42"	115	120	128	145	158	179	194	221	242	267	286	307	332
48"	119	128	137	156	171	191	210	240	261	292	313	337	363
54"	127	137	150	167	184	207	227	262	286	316	340	369	398
61"	133	146	158	178	197	223	246	282	308	342	371	401	433
66"	152	166	179	201	222	251	277	317	349	382	410	445	480
73"	162	177	191	215	239	269	296	342	371	414	444	480	518
78"	168	185	201	227	253	286	315	359	393	437	473	516	
84"	179	197	216	242	272	306	340	389	425	470	515	536	
90"	191	209	230	259	287	326	361	414	460	507	539		
96"	200	221	243	275	308	350	388	446	491	543			
102"	213	235	260	293	329	376	415	473	528				
108"	224	248	274	313	354	398	443	515	543				

Note: Blinds over 50 sq. ft. require 2 or 3 on 1 Headrail

Cordless Lift & Lock not available in sizes over 31 sq ft outside the thick black line

SOLID & DECORATIVE TAPE SURCHARGE

NOTE: See Tape section for sizes & availability. Tapes are NOT available with LightsOut feature, Cordless or Cordless Lift & Lock.

WIDTH TO:	24"	28"	32"	36"	42"	48"	54"	60"	66"	72"	78"	84"	96"
Solid	\$24	24	24	24	29	29	35	35	40	40	47	47	51
Decorative	51	51	51	51	62	62	76	76	87	87	99	99	107

NO CHARGE OPTIONS

- 3" Crescent Valance (in place of 3" Standard Decorative Valance)
- LightsOut Routeless Feature (not available with Cordless Lift & Lock, Cordless Lift System or blinds with Tapes)
- Controls – either LR, RL or Grouped
- Hold-Down Brackets (not available with Cordless Lift & Lock)
- Tile Cut Out – maximum 3" each side (not available with Cordless Lift & Lock)
- Short and Long Extension Brackets
- Wand Tilter
- Spacer Blocks – small (3/8") and large (3/4") (one 3/8" spacer set standard with 2-1/2" blinds)
- Special Wand and Cord Length (see page 16 for wand lengths)
- 2 or 3 On 1 Headrail (maximum 120" on 2-1/2" blinds) – price as separate blinds (2 or 3 on 1 headrail not available with Cordless Lift) (3 on 1 headrail not available with Cordless Lift & Lock)
- Side by Side (slat alignment guaranteed within 1/4" when requested at time of order. Blinds must be the same height, slat size & color)

OPTIONS: EXTRA CHARGE – SPECIFY ON ORDER

- Cordless Lift & Lock™ Systemadd \$68 each
- Cordless Lift System.....add \$99 each
- Blinds Under 12" Wide.....add \$13 each
- Tape Valanceadd \$13 each
- Keystone Valance Option (for blinds under 102" wide)add \$13

Note: For surcharges on oversize common carrier delivery, express ship program, shipments to Hawaii, Alaska and Puerto Rico, see General Information Section

SIZE SPECIFICATIONS	2-1/2" Standard	2-1/2" Cordless	2-1/2" Cordless Lift & Lock™	2-1/2" Remote Tilt Motorization ¹
Minimum Width (Net)	12"	18"	10-1/2"	12" 14" with Tapes
Maximum Width (One blind)	96"	78"	96"	96"
Minimum Height	12"	12"	12"	12"
Maximum Height	108"	72"	84"	96"
Max. AREA (SQ/FT) ²	50 sq/ft	36 sq/ft	31 sq/ft	50 sq/ft
Maximum Width 2 or 3 on 1 Headrail	120"	N/A	120" ³	N/A
Maximum Continuous Valance Width (not spliced)	102"		102"	102"

¹ RemoteTilt Motorization is not available with Cordless Lift & Lock² Blinds over Max SQ/FT require 2 or 3 on 1 headrail (where available)³ Cordless Lift & Lock™ not available as a 3 on 1 headrail

GROUP 5 – 2" PREMIUM GRAIN

3" Standard Decorative Polymer Valance Included in Price

WIDTH TO:	24"	28"	32"	36"	42"	48"	54"	60"	66"	72"	78"	84"	96"
HEIGHT TO:													
30"	\$98	106	114	128	140	153	168	192	213	226	243	256	278
36"	104	113	123	139	150	166	183	209	228	243	264	278	299
42"	112	123	135	150	162	181	197	228	249	266	290	303	329
48"	118	129	142	158	175	193	214	243	267	290	310	326	353
54"	132	145	158	178	193	214	234	267	297	318	344	361	390
61"	139	153	167	189	206	226	249	287	316	341	368	388	418
66"	148	162	180	199	220	241	269	310	340	367	399	418	450
73"	158	175	189	216	236	262	290	333	367	392	427	453	489
78"	167	184	199	230	252	278	306	352	393	423	461	483	
84"	180	195	216	247	270	299	332	380	423	454	498	502	
90"	188	208	229	262	287	318	354	408	450	482	511		
96"	198	218	243	275	303	334	375	428	477	514			
102"	206	229	252	286	316	351	392	448	499				
108"	224	248	272	311	343	378	423	481	518				

Note: Blinds over 50 sq. ft.
require 2 or 3 on 1 HeadrailCordless Lift & Lock not available
in sizes over 40 sq ft outside the
thick black line**SOLID & DECORATIVE TAPE SURCHARGE**

NOTE: See Tape section for sizes & availability. Tapes are NOT available with LightsOut feature, Cordless or Cordless Lift & Lock.

WIDTH TO:	24"	28"	32"	36"	42"	48"	54"	60"	66"	72"	78"	84"	96"
Solid	\$24	24	24	24	29	29	35	35	40	40	47	47	51
Decorative	51	51	51	51	62	62	76	76	87	87	99	99	107

NO CHARGE OPTIONS

- 3" Crescent Valance (in place of 3" Standard Decorative Valance)
- LightsOut Routeless Feature (not available with Cordless Lift & Lock, Cordless Lift System or blinds with Tapes)
- Controls – LR, RL or Grouped
- Hold-Down Brackets
- Tile Cut Out – maximum 3" each side (not available with Cordless Lift & Lock)
- Short and Long Extension Brackets
- Spacer Blocks – small (3/8") and large (3/4")
- Special Wand and Cord Length (see page 16 for wand lengths)
- Wand Tilter
- 2 or 3 On 1 Headrail (max. 120" on 2" blinds) – price as separate blinds (2 or 3 on 1 headrail not available with Cordless Lift)
- (3 on 1 headrail not available with Cordless Lift & Lock)
- Side by Side (slat alignment guaranteed within 1/4" when requested at time of order. Blinds must be the same height, slat size & color)

OPTIONS: EXTRA CHARGE – SPECIFY ON ORDER

- Cordless Lift & Lock™ Systemadd \$68 each
- Cordless Lift Systemadd \$99 each
- Blinds Under 12" Wide.....add \$13 each
- Tape Valanceadd \$13 each
- Keystone Valance Option (for blinds under 102" wide)add \$13

Note: For surcharges on oversize common carrier delivery, express ship program, shipments to Hawaii, Alaska and Puerto Rico, see General Information Section

SIZE SPECIFICATIONS	2" Standard	2" Cordless	2" Cordless Lift & Lock™	2" Remote Tilt Motorization ¹
Minimum Width (Net)	8" 12" with Tapes	18"	10-1/2"	12" 14" with Tapes
Maximum Width (One blind)	96"	78"	96"	96"
Minimum Height	12"	12"	12"	12"
Maximum Height	108"	72"	84"	96"
Max. AREA (SQ/FT) ²	50 sq/ft	40 sq/ft	40 sq/ft	50 sq/ft
Maximum Width 2 or 3 on 1 Headrail	120"	N/A	120" ³	N/A
Maximum Continuous Valance Width (not spliced)	102"		102"	102"

¹ RemoteTilt Motorization is not available with Cordless Lift & Lock² Blinds over Max SQ/FT require 2 or 3 on 1 headrail (where available)³ Cordless Lift & Lock™ not available as a 3 on 1 headrail

REMOTETILT™ – Tilt Motorization System

NOTE: Must select RF RemoteTilt power source when ordering.

Radio Frequency (RF) RemoteTilt power options are: Single Battery Wand (reloadable), Dual Battery Wand (reloadable), and Transformer (plugs into wall outlet). Each Reloadable Battery Wand comes with a set of 8 AA lithium batteries on initial shade orders at the prices shown below. The part # below references the battery wand only.

OPTIONS: EXTRA CHARGE – SPECIFY ON ORDER (Must select RemoteTilt power source when ordering)

RADIO FREQUENCY (RF) MOTORIZATION

- Radio Frequency (RF) Tilt Motoradd \$286 per blind
- Radio Frequency (RF) Remote Control Unit – 1 Channel Part #RC445069 add \$110 each
- Radio Frequency (RF) Remote Control Unit – 5 Channel Part #RC445079 add \$138 each
- Radio Frequency (RF) Wireless Wall Switch – 1 Channel..... Part #RC445135 add \$278 each
- Radio Frequency (RF) Wireless Wall Switch – 5 Channel..... Part #RC445136 add \$282 each
- Radio Frequency (RF) Programmable Timer – 1 Channel Part #1805237A..... add \$368 each

- Radio Frequency (RF) Single Battery Wand – Reloadable (Includes 8 AA)..... Part #RC445268 add \$98 each
- Radio Frequency (RF) Dual Battery Wand – Reloadable (Includes 16 AA) Part #RC445268 add \$209 each
- Radio Frequency (RF) Transformer Part #1822445 add \$121 each
- Radio Frequency (RF) 10" Battery Wand Extension Cable Part #9013282 add \$11 each
- Radio Frequency (RF) 48" Battery Wand Extension Cable Part #9013279 add \$16 each
- Radio Frequency (RF) 96" Battery Wand Extension Cable Part #9013277 add \$21 each
- Radio Frequency (RF) 8 AA Lithium Batteries – Reloadable Wand Replacements Part #9014834 add \$66 each

- Solar Recharge Kit (**batteries NOT included**) Part #9019034add \$265 each
(Includes solar panel, 10" Y harness, 12v reloadable battery tube, tube mounting clips, glass mount adhesive tape, solar panel mounting brackets – 4 qty.)
- NiMh Rechargeable Batteries (quantity of 10) Part #9018621add \$75 each
- Plug-in AC Battery Rapid Charger (for solar recharge kit only) (includes 12" cable) Part #9015781add \$263 each
- 48" Extension Cable for Y Harness..... Part #9016736add \$18 each

Notes: • For surcharges on oversize common carrier delivery, express ship program, shipments to Hawaii, Alaska and Puerto Rico, see General Information Section

REMOTETILT MOTORIZATION	2"	2-1/2"
Minimum Width (Net)	12" 14" with Solid or Decorative Tapes	12" 14" with Solid or Decorative Tapes
Maximum Width (One blind)	96"	96"
Maximum Height	96"	96"
Maximum AREA (SQ/FT)	50 sq/ft	50 sq/ft
Maximum Continuous Valance Width (not spliced)	102"	102"

Note: RemoteTilt not available with Cordless Lift & Lock.

INDIVIDUAL VALANCE ORDERING & PRICING



Refer to this pricing for "individual" valances only. (Valances on all blind orders are already standard and included in the blind price.)

Valance Deductions for Faux Wood Blinds

Order Configuration		How Valance Will Be Produced
IB	RETURN LENGTH OVERRIDE	Inside miter to miter valance will be 1" wider than ordered width
OB	NET (Valance Only)	Inside miter to miter valance will be exact ordered width
IB	NET (Valance Only)	Valance will be exact ordered width
IB	CONTINUOUS	Valance will be exact size of continuous valance measurement
IB	CONTINUOUS with RETURN LENGTH OVERRIDE	Inside miter to miter valance will be 1" wider than ordered width
OB	CONTINUOUS	Inside miter to miter valance will be exact ordered width

2" & 2-1/2" FAUX WOOD COLOR NAMES	3" STANDARD DECORATIVE AND CRESCENT VALANCE COLOR #
Burmese Teak	P925
Dolphin	S921
Eggshell	S904
Espresso	PG507
Gobi	S920
Harvest	PG504
Heathered	PG500
Honey Maple	P924
Light Oak	P913
Pearl	S903
Peppercorn	PG503
Slate	PG501
Smoke	S922
Snow	S901
Sterling Gray	PG502
Tawny	PG506
Textured Pearl	T903
Textured Pure White	T901
Toasted Almond	PG505
Ultra White	S951

*NOTE: When ordering Textured White and Textured Pearl, the Decorative Valance will be textured; Crescent Valance will be smooth.

INDIVIDUAL VALANCE PRICING (FOR 3" STANDARD DECO AND CRESCENT VALANCE)

WIDTH TO:	24"	28"	32"	36"	42"	48"	54"	60"	66"	72"	78"	84"	90"	96"	102"	108"	114"	120"	144"	168"
3" Standard Deco, Crescent	\$22	22	22	22	34	34	34	34	47	47	47	47	56	56	56	73	73	73	93	113

TAPE VALANCE OPTION



With this option, the 1" or 1-1/8" Tape is attached (glued) across the flat section of the 3" Standard Deco Valance. Refer to the faux wood/tape sample deck to coordinate faux wood and tape colors to your customer's liking. The tape names available for this option and the 4 digit tape color numbers are listed below. (Tape pattern orientation flows from left to right.)


SOLID TAPE NAMES	Color Number
Alabaster	1113
Black	1899
Chocolate	1376
Dark Beige	1323
Dark Gray	1850
Light Beige	1322
Light Gray	1861

SOLID TAPE NAMES	Color Number
Pecan	1334
Steel	1867
Taupe	1302
White	1100
DECORATIVE TAPE NAMES	Color Number
Gray Cream Band	5007
Gray Gold Band	5006

NOTE: Decorative Keystone can be ordered with the tape valance option but the tape will not be placed on the Keystone. It will butt up to it on each side.

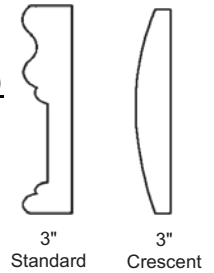
VALANCES

VALANCE & RETURN CONFIGURATIONS (OUTSIDE MOUNTS)



Standard Decorative - 3" Profile

Crescent Valance - 3" Profile (optional)



NOTE: Outside mount returns are adjusted longer by the factory when short or long (1-3/8" or 3-1/2") extension brackets or when small or large (3/8" or 3/4") spacer blocks are ordered. Only the 1st set of ordered spacer blocks will affect the return length adjustment. Please specify longer custom return lengths when ordering if additional spacer blocks will be used.

Slat Size/Style

- 2" Faux Wood Blinds
- 2-1/2" Faux Wood Blinds

Standard OB Returns

3"
3-3/8"

NOTE: Inside mount blind valances do not come with returns unless specified on the order.


KEYSTONE VALANCE OPTION

Keystones are designed to cover splices in oversized valances or can be used as a decorative element to add dimensional appeal.

Valances under 102" – a keystone may be added to a valance for a small surcharge. The valance will come fully assembled with the keystone positioned in the center. The color of the keystone will match the valance.

Valances over 102" that are spliced - a keystone will automatically be provided at no charge to join the sides and cover the splice. Will require assembly.

Note: the addition of a keystone will not affect the overall width of the valance.



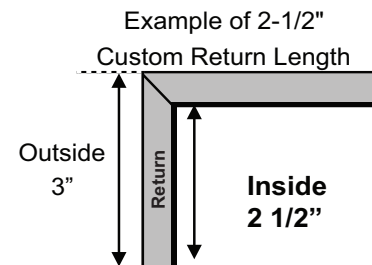
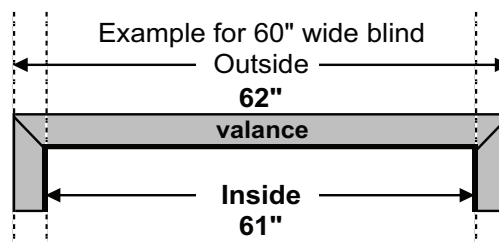
VALANCE / RETURN SPECIFICATIONS

- **Custom valance widths** are available upon request. Maximum widths for valance are as follows:
The maximum Continuous Valance width is **102"**
The maximum Spliced Valance width is **168"**. (See note below).
- **Custom return lengths** are available upon request.
The minimum return length is **1/2"**
The maximum return length is **6"**
- **3" Return lengths** are factory adjusted when extension brackets or (1 set of) spacer blocks are ordered.
Short Extension Brackets = **4-1/4"** Small Spacer Blocks (1st Set) = **3-3/8"**
Long Extension Brackets = **6-1/4"** Large Spacer Blocks (1st Set) = **3-3/4"**

NOTE: Valances over 102" will be spliced in the middle. **A decorative keystone will be supplied at no charge to join the sides and conceal the splice.**

CUSTOM VALANCE & RETURNS – MEASURED & CUT FROM THE INSIDE:

- **NOTE:** Valances are cut to measure from the **inside** miter to insure the most accurate fit when installed over the headrail or window frame.



CORDLESS LIFT & LOCK™ – BOTTOMRAIL COLOR COORDINATION

The cordless Lift & Lock™ operating system comes with a coordinating aluminum bottomrail in the color listed below.

Whites & Neutrals	2" Color #	2-1/2" Color #	Cordless Lift & Lock Bottomrail	
			Color	Color #
Dolphin	S921	S921	Pearl Gray	879
Eggshell	S904	S904	Antique White	973
Gobi	S920	S920	Antique White	973
Pearl	S903	S903	Antique White	973
Smoke	S922	S922	Gray Flannel	405
Snow	S901	S901	Flex White	885
Textured Pearl	T903	T903	Antique White	973
Textured Pure White	T901	T901	Gloss White	110
Ultra White	S951	S951	Pearl	974

Wood Tones	2" Color #	2-1/2" Color #	Cordless Lift & Lock Bottomrail	
			Color	Color #
Burmese Teak	P925	P925	Wild Ginger	463
Honey Maple	P924	P924	Camel	082
Light Oak	P913	P913	Camel	082

Premium Grain	2" Color #		Cordless Lift & Lock Bottomrail	
			Color	Color #
Espresso	PG507		Venetian Bronze	234
Harvest	PG504		Cocoa	083
Heathered	PG500		Smokey Gray	443
Peppercorn	PG503		Bronze	064
Slate	PG501		Smokey Gray	443
Sterling Gray	PG502		Pearl Gray	879
Tawny	PG506		Sweet Chocolate	378
Toated Almond	PG505		Bronze	064

NOTE: Bottomrail colors are pre-selected. Hardware color override is not available.

Please refer to the cordless Lift & Lock™ Hardware Color Card to see an example of the bottomrail color.

SOLID AND DECORATIVE TAPES

TAPES



TAPE SPECIFICATIONS

Select the tape width, color and design which will complement your 2" or 2-1/2" faux wood blind.

- Made from a poly/cotton blend
- Resists fading or shrinking
- *Lifetime Guarantee*
- Decorative tapes are attached to solid colored tape ladders that are slightly narrower than the width of the decorative tape (see chart below). The ladder is pre-selected based upon this width and for color coordination. A high tech gluing process is used to adhere the decorative tape. This process is superior to the commonly used sewing application which is visible and tends to pucker. **The decorative tape is only applied to the ladder on the front of the blind. The back of the blind will have a solid color tape visible (see chart below).**

Solid Tapes

1" Solid Tape	Color Number
Alabaster	1113
Black	1899
Chocolate	1376
Dark Beige	1323
Dark Gray	1850
Light Beige	1322
Light Gray	1861
Pecan	1334
Steel	1867
Taupe	1302
White	1100

1-1/2" Solid Tape	Color Number
Alabaster	8113
Black	8899
Chocolate	8376
Dark Beige	8323
Dark Gray	8850
Light Beige	8322
Light Gray	8861
Pecan	8334
Steel	8867
Taupe	8302
White	8100

Decorative Tapes

1-1/8" Deco Tape		Attached To
Gray Cream Band	5007	Alabaster
Gray Gold Band	5006	Alabaster
1-1/4" Deco Tape		Attached To
Stonewash Cocoa	5003	Light Beige
Stonewash Espresso	5005	Chocolate
Stonewash Gray	5002	Alabaster
Stonewash Khaki	5001	Alabaster

1-1/2" Deco Tape		Attached To
Dublin	6200	Alabaster
Ivory Accent	0911	Alabaster
Knit Fit	4300	Alabaster
White Accent	0910	White

Solid and Decorative Tapes are not available with:

- LightsOut Routeless Feature
- Cordless Lift
- Cordless Lift & Lock™

PRODUCT SPECIFICATIONS

FEATURES	2"	2-1/2"
# of Colors	20	12
Headrail Size	1-1/2" x 2-1/4"	1-1/2" x 2-1/4"
Headrail Gauge	.024	.024
Bracket Style	Box	Box
Bottomrail - Standard/Cordless	Trapezoid	Trapezoid
Bottomrail - Cordless Lift & Lock	Aluminum Bottomrail made in 1 of 18 colors - see listing on Page 12 for color name and Wood/Faux Wood bottomrail color guide for color sample	
Ladder Space	44 mm	54 mm
Cord Tilter - not available with RemoteTilt option	Yes	Yes
Crescent Valance	Yes – 3"	Yes – 3"
Decorative Valance	Yes – 3"	Yes – 3"
Valance Return Lengths (standard for outside mounts)	3"	3-3/8"
Adjustable Valance Attachment System	Yes	Yes
Decorative Tassel	Yes	Yes
Headrail End Stiffener	Yes	Yes
Break-Away Stop Ball	Yes	Yes
Warranty (Tilt motor systems are warranted for 5 years)	Limited Lifetime	Limited Lifetime
Flame Resistant – NFPA #701	Yes	Yes

OPTIONS AND UPGRADES	2"	2-1/2"
Cordless Lift - not available with tapes - not available with LightsOut Routeless feature	Yes	Yes
Cordless Lift & Lock™ - not available with tapes - not available with LightsOut Routeless feature	Yes	Yes
RemoteTilt System¹ - not available with cordless Lift & Lock™	Yes	Yes
LightsOut Routeless Slats² - not available with tapes - not available with cordless lift - not available with cordless Lift & Lock™	Yes	Yes
2 or 3 On 1 Headrail³ - 2-on-1 or 3-on-1 headrail not available with cordless lift - 3-on-1 headrail not available with cordless Lift & Lock™	Yes	Yes
Tapes⁴ (not available with LightsOut feature) - not available with cordless lift - not available with cordless Lift & Lock™ - not available with LightsOut Routeless feature	Yes	Yes
Tape Valance – Standard Decorative Valance Only	Yes	Yes
Crescent Valance Option⁵	Yes	Yes
Keystone Valance Option	Yes	Yes

CONTROL/MOUNTING OPTIONS	2"	2-1/2"
Wand	Yes	Yes
Wand/Cord – Custom Lengths	Yes	Yes (Cord Only)
Control Positions	LR, RL or Grouped	LR, RL or Grouped
Lift Control Position – Cordless	Left Tilt Only	Left Tilt Only
Lift Control Position – Cordless Lift & Lock™	L or R Under 12-1/2" net - center tilt only	L or R Under 12-1/2" net - center tilt only
Lift Control Position – RemoteTilt	L or R	L or R
Tile Cut-out(s) - not available with cordless Lift & Lock™	Yes	Yes
Spacer Blocks⁶ (3/8" and 3/4" Depths)	Yes	3/8" Standard
Extension Brackets (Short & Long)	Yes	Yes
Hold-down Brackets - not available with 2-1/2" cordless Lift & Lock	Yes	Yes

FOOTNOTES (FEATURES & SPECIFICATIONS)	
1	RemoteTilt motorization system requires a hand-held REMOTE CONTROL unit. The quantity of remote control units must be specified when ordering. RemoteTilt requires both a remote and a power source. Please specify when ordering.
2	The LightsOut configuration may cause slight "puckering" of the lift cords on the front of the blind when the slats are tilted backwards (reverse tilt) due to the use of interlacing cords on the front (the back uses looped ladders). A gentle tug down on the lift cord tassel will eliminate any puckering. The slats on LightsOut routeless blinds feature notches in the slat instead of route holes. Regardless of blind size, there will notches in the front and rear of the slat on the far right and far left ladders only, approximately 6" in from the end of the slat.
3	There will be a 1/2" maximum light gap between multiple blinds on 1 headrail. 2 or 3 on 1 headrail not available with the RemoteTilt upgrades.
4	Wood tone blinds will include Antique Brass tape clamps and White/Neutral tone blinds will include White tape clamps on the bottomrail.
5	When ordered with T901 Textured Pure White or T903 Textured Pearl, the Crescent Valance will be a smooth finish.
6	On outside mount valances, the 1st set of ordered spacer blocks will automatically lengthen the default 3" valance return length by the depth of the spacer, either 3/8" or 3/4".

SIZE SPECIFICATIONS

STANDARD RECTANGULAR	2"	2-1/2"
Minimum Width (Net)	8" 12" with Tapes	12" 12" with Tapes
Maximum Width (One blind)	96"	96"
Minimum Height	12"	12"
Maximum Height	108"	108"
Max. AREA (SQ/FT) (Blinds over 50 SQ/FT require 2 or 3 on 1 headrail)	50 sq/ft	50 sq/ft
Maximum Width 2 or 3 on 1 Headrail	120"	120"
Maximum Continuous Valance Width (not spliced)	102"	102"

CORDLESS LIFT	2"	2-1/2"
Minimum Width (Net)	18"	18"
Maximum Width (One blind)	78"	78"
Minimum Height	12"	12"
Maximum Height	72"	72"
Maximum AREA (SQ/FT)	40 sq/ft	36 sq/ft

CORDLESS LIFT & LOCK™	2"	2-1/2"
Minimum Width (Net)	10-1/2"	10-1/2"
Maximum Width (One blind)	96"	96"
Minimum Height	12"	12"
Maximum Height	84"	84"
Maximum AREA (SQ/FT)	40 sq/ft	31 sq/ft
Maximum Width 2 on 1 Headrail	120"	120"
Maximum Continuous Valance Width (not spliced)	102"	102"

REMOTETILT MOTORIZATION	2"	2-1/2"
Minimum Width (Net)	12" 14" with Tapes	12" 14" with Tapes
Maximum Width (One blind)	96"	96"
Maximum Height	96"	96"
Maximum AREA (SQ/FT)	50 sq/ft	50 sq/ft
Maximum Continuous Valance Width (not spliced)	102"	102"

FINISHED DIMENSIONS

Adjustments are taken from ordered dimensions and may vary slightly.

Inside (IB) Mount	
Headrail width ¹	- 3/4"
Blind width	- 1/2"
Blind height	ordered height
Valance	- 1/8"
Outside (OB) Mount	
Headrail width ¹	- 1/4"
Blind width	ordered width
Blind height	ordered height
Valance	+ 1"
2 on 1 Headrail	
Gap between panels	- 1/2"

MOUNTING REQUIREMENTS

Use a metal tape measure for all measurements.

Inside (IB) Mount	
Minimum mounting depth:	1-1/8"
Minimum mounting depth, flush mount - 2" Slat:	3-1/2"
Minimum mounting depth, flush mount - 2-1/2" Slat:	3-3/4"
Outside (OB) Mount	
Minimum flat vertical surface:	1-3/4"

FOOTNOTE

1 The headrail width has a 1/4" deduction on outside mounts and 3/4" deduction on inside mounts to accommodate the installation brackets.

CONTROL CHARTS – STANDARD CORD LIFT

CORD CONTROLS

- Cords are **color-coordinated** with slats
- Standard Cord length = 1/2 blind height
- For RemoteTilt**, the **tilt** function is controlled by remote unit

CONTROL POSITIONS:

Tilt Cord center and no Lift Cord*
 Tilt Cord **left** / Lift Cord **right** (standard)
 Lift Cord **left** / Tilt Cord **right**
 Tilt & Lift Cords *grouped left*
 Tilt & Lift Cords *grouped right*

Min. Width (NET)	
	Under 12"
	12"
	12"
	18-1/8"
	18-1/8"

* Available on 2" blinds only

TILT WAND

- Tilt wands are **color-coordinated** with slats
- Chart shows standard lengths. Specify other when ordering.
- For RemoteTilt**, tilt function is controlled by remote unit

Color wands up to 48" long. Clear in 60", 70", 78", 90" or 120".
 Wand length optional. Specify above optional lengths when ordering.

2" Faux	
Wand Length	Blind Height
20"	12" to 36"
24"	36-1/8" to 48"
36"	48-1/8" to 70"
48"	70-1/8" to 84"
60"	84-1/8" +

LADDER PLACEMENT CHARTS

The chart shows the number of ladders and routes based on the width of the blind.

2" & 2-1/2" Faux		
Blind Width	# of Ladders	# of Routes
8" to 20" **	2	2
20-1/8" to 32"	3	2
32-1/8" to 44"	4	4
44-1/8" to 56"	5	4
56-1/8" to 68"	6	4
68-1/8" to 80"	7	4
80-1/8" to 96"	8	4

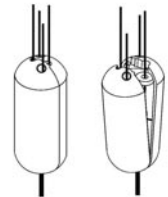
**Under 12" NET for 2" slats only

**Routes are positioned approximately 2" from the end of the slat for blinds less than 12 1/8" wide, and 4" from the end of the slat for all others. Exceptions are standard and LightsOut blinds with grouped controls will be approximately 4 1/2" from end of slat, and 4 3/4" for blinds with cloth tapes and grouped controls.

BREAK-AWAY STOP BALL

- Stop balls are standard for ALL lift cords.

The stop ball separates under pressure. It easily snaps together again.



BOTTOMRAIL - STANDARD

- 2" Trapezoid** bottomrails are standard on faux wood blinds with **standard lift cords**

The "trapezoid" bottomrail provides a contoured, modern look along with improved blind operation (slat tilting & rotating).

Trapezoid Bottomrail



STACK-UP CHART (approximate)

The charts below show the stacking height of the slats when the blind is fully raised. **Add in HR+BR for total.**

- Headrail+Bottomrail = 2-1/2"

2" Faux	
Blind Height	Stack Height
48"	5"
72"	7-1/2"
84"	9-1/4"
96"	10-7/8"

PLUS + 2-1/2"

2-1/2" Faux	
Blind Height	Stack Height
48"	4"
72"	6-1/4"
84"	7-1/2"
96"	9"

PLUS + 2-1/2"

CONTROL CHARTS – CORDLESS

CONTROLS

- Available with tilt cords, tilt wand or RemoteTilt
- Tilt cords are **color coordinated** with slats
- Standard tilt cord length = 1/2 blind height
- **LIFT** function is controlled from the bottom rail

TILT CONTROL POSITIONS:

Tilt Cord, Wand or

RemoteTilt **left (only)**

Min. Width (NET)

18"

TILT WAND

- Tilt wands are **color-coordinated** with slats
- Chart shows standard lengths. Specify other when ordering.
- **For RemoteTilt**, tilt function is controlled by remote unit

Color wands up to 48" long. Clear in 60", 70", 78", 90" or 120".
Wand length optional. Specify above optional lengths when ordering.

2" & 2-1/2" Faux

Wand Length	Blind Height
20"	12" to 36"
24"	36-1/8" to 48"
36"	48-1/8" to 70"
48"	70-1/8" to 72"

LADDER PLACEMENT CHARTS

The chart shows the number of ladders and routes based on the width of the blind.

2" & 2-1/2" Faux		
# of Routes	# of Ladders	# of Routes
18" to 24"	2	2
24-1/8" to 36"	3	2
36-1/8" to 48"	4	4
48-1/8" to 60"	5	4
60-1/8" to 72"	6	4
72-1/8" to 78"	7	4


**Routes are positioned approximately 6" from the end of the slat for all blinds.

BOTTOMRAIL - CORDLESS LIFT

- **2" Trapezoid** bottomrails are standard on faux wood blinds with **cordless lift**

The "trapezoid" bottomrail provides a contoured, modern look along with improved blind operation (slat tilting & rotating).

Trapezoid Bottomrail



STACK-UP CHART (approximate)

The charts below show the stacking height of the slats when the blind is fully raised. **Add in HR+BR for total.**

2" Faux	
Blind Height	Stack Height
48"	5"
72"	7-1/2"

PLUS + 2-1/2"

2-1/2" Faux	
Blind Height	Stack Height
48"	4"
72"	6-1/4"

PLUS + 2-1/2"

CONTROL CHARTS – REMOTETILT

CONTROLS

- Lift cords are **color coordinated** with slats
- Standard lift cord length = 1/2 blind height
- **TILT** function is motor controlled from remote unit

CONTROL POSITIONS:

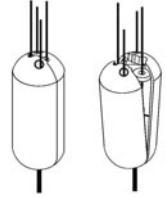
Lift Cord **right** (standard) or **left**

Min. Width
12"

BREAK-AWAY STOP BALL

- Stop balls are standard for ALL lift cords.

The stop ball separates under pressure. It easily snaps together again.



LADDER/TAPE PLACEMENT CHARTS

The chart shows the number of ladders and routes based on the width of the blind.

2" & 2-1/2" FAUX		
Blind Width	# of Ladders	# of Routes
12" to 18"	2	2
18-1/8" to 24"	2	2
24-1/8" to 36"	3	2
36-1/8" to 48"	4	4
48-1/8" to 60"	5	4
60-1/8" to 72"	6	4
72-1/8" to 84"	7	4
84-1/8" to 96"	8	4

**Routes are positioned approximately 5" from the end of the slat for blinds less than 18 1/8" wide, and 6" from the end of the slat for all others.

STACK-UP CHART (approximate)

The charts below show the stacking height of the slats when the blind is fully raised. **Add in HR+BR for total.**

- Headrail+Bottomrail = 2-1/2"

2" Faux	
Blind Height	Stack Height
48"	5"
72"	7-1/2"
84"	9-1/4"
96"	10-7/8"

2 1/2" Faux	
Blind Height	Stack Height
48"	4"
72"	6-1/4"
84"	7-1/2"
96"	9"

CONTROL CHARTS – CORDLESS LIFT & LOCK SYSTEM

CONTROLS

- Cords are **color-coordinated** with slats
- Standard Cord length = 1/2 blind height
- For cordless Lift & Lock** the **lift** function is controlled by the bottomrail

CONTROL POSITIONS:

Tilt Cord **center ONLY**

Tilt **Left or Right ONLY**

Min. Width (NET)

10-1/2" to 12-3/8"

12-1/2" and more

TILT WAND

- Tilt wands are **color-coordinated** with slats
- Chart shows standard lengths. Specify other when ordering.

Color wands up to 48" long. Clear in 60", 70", 78", 90" or 120". Wand length optional. Specify above optional lengths when ordering.

2" & 2-1/2" Faux

Wand Length	Blind Height
20"	12" to 36"
24"	36-1/8" to 48"
36"	48-1/8" to 70"
48"	70-1/8" to 84"



LADDER PLACEMENT CHARTS

The chart shows the number of ladders and routes based on the width of the blind.

2" & 2-1/2" Faux		
Blind Width	# of Ladders	# of routes
10-1/2" to 12-1/2"	2	2
12-5/8" to 18"	2	2
18-1/8" to 21-1/2"	2	2
21-5/8" to 33-1-1/2"	3	2
33-5/8" to 45-1/2"	4	2
45-5/8" to 57-1/2"	5	4
57-5/8" to 69-1/2"	6	4
69-5/8" to 81-1/2"	7	4
81-5/8" to 96"	8	4


**Routes are positioned approximately 2 1/2" from the end of the slat for blinds less than 12 1/2" wide, 3" from the end of the slat for blinds less than 18 1/8" wide, and 4 3/4" from the end of the slat for all others.

BOTTOMRAIL - CORDLESS LIFT & LOCK™

- A 2" deep by 1" tall aluminum bottomrail is standard

The aluminum bottomrail comes in one of the available colors pre-selected to best complement the color of the slat. A list of the coordinating bottomrail colors can be found on page 12. Please refer Cordless Lift & Lock Bottomrail Colors sheet to see an example of the bottomrail color.

Aluminum Bottomrail



NOTE: Bottomrail colors are pre-selected. Hardware color override is not available.

STACK-UP CHART (approximate)

The charts below show the stacking height of the slats when the blind is fully raised. **Add in HR+BR for total.**

- Headrail+Bottomrail = 2-1/2"

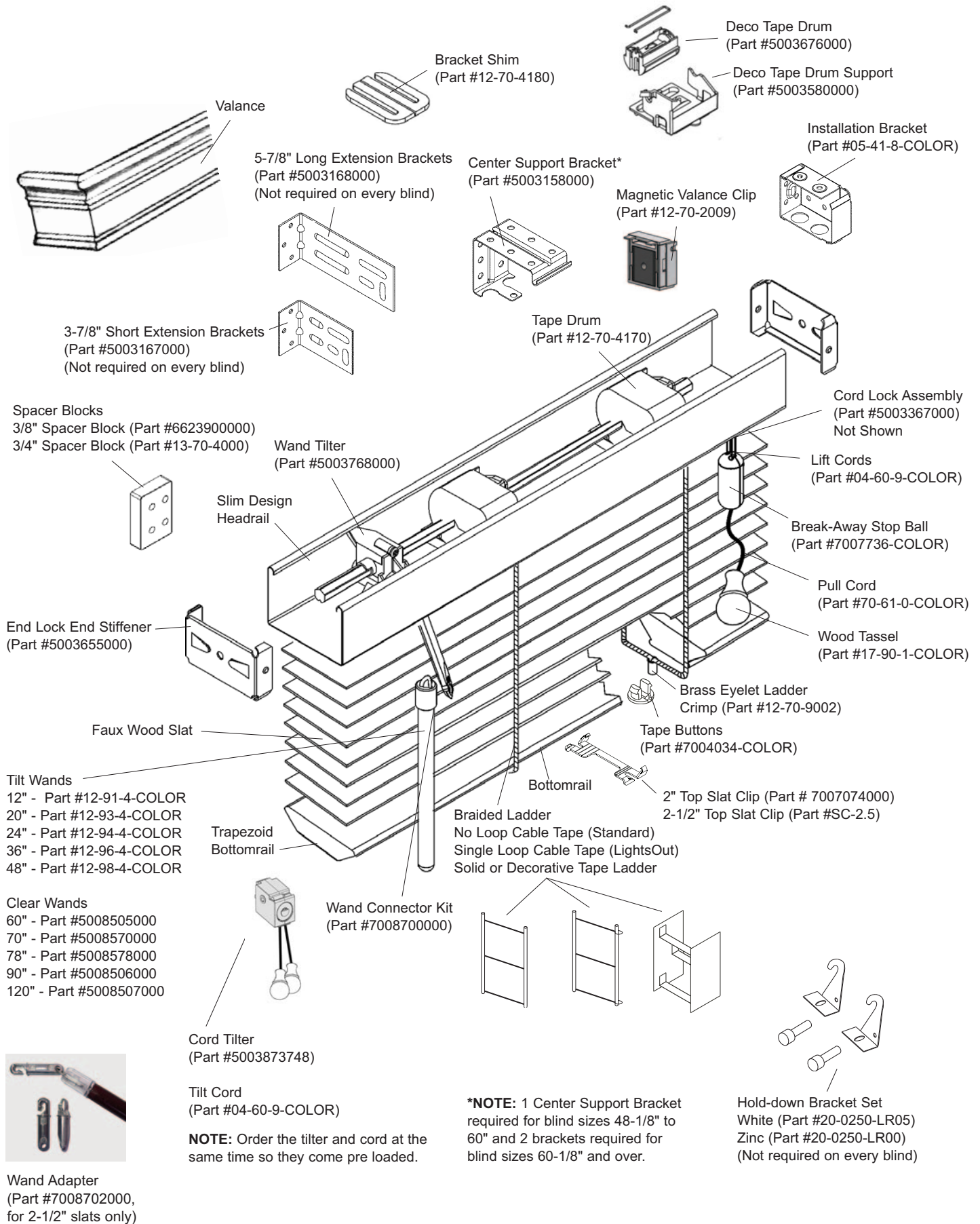
2" Faux	
Blind Height	Stack Height
48"	5"
72"	7-1/2"
84"	9-1/4"

PLUS + 2-1/2"

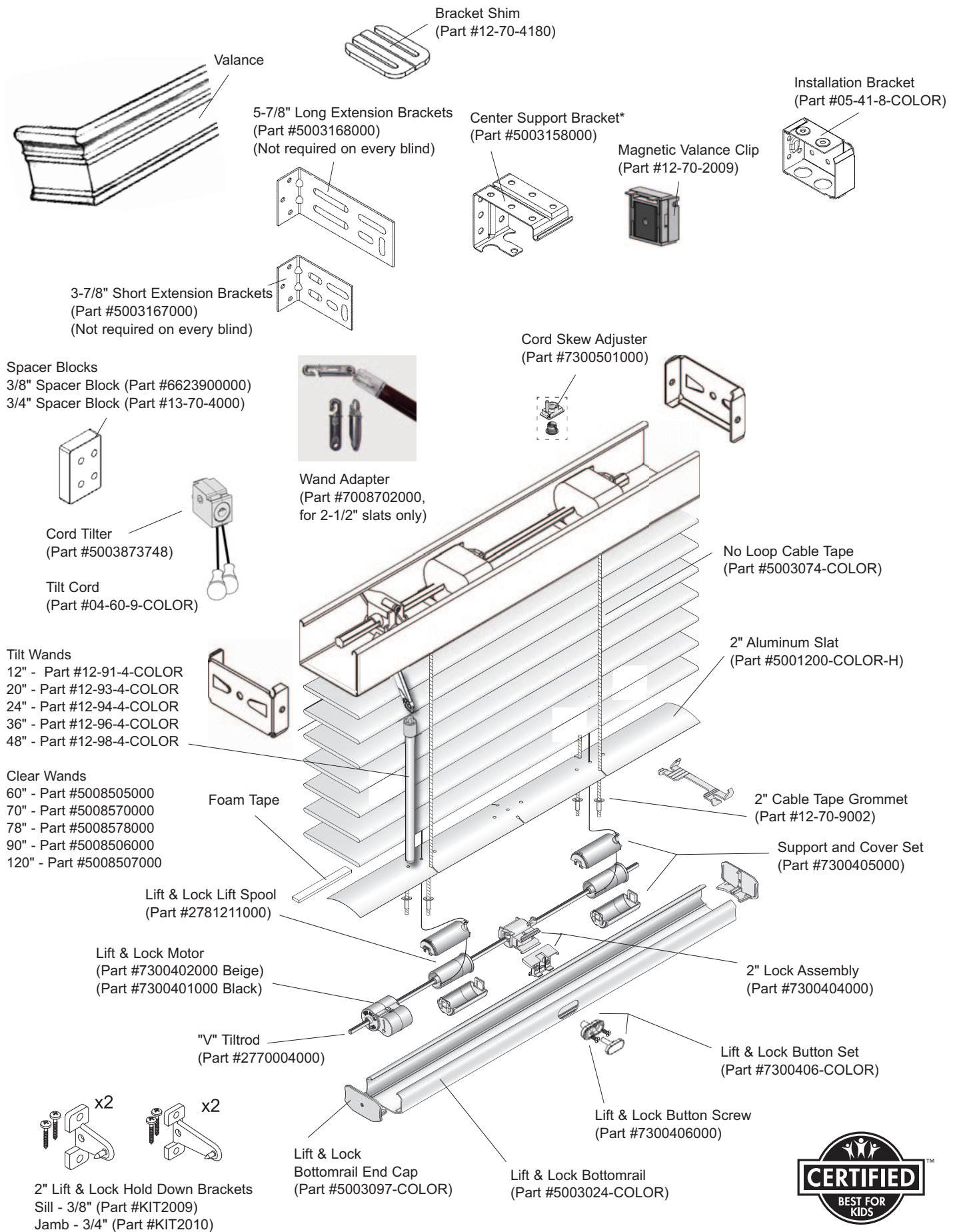
2-1/2" Faux	
Blind Height	Stack Height
48"	4"
72"	6-1/4"
84"	7-1/2"

PLUS + 2-1/2"

PRODUCT COMPONENTS – STANDARD RECTANGULAR

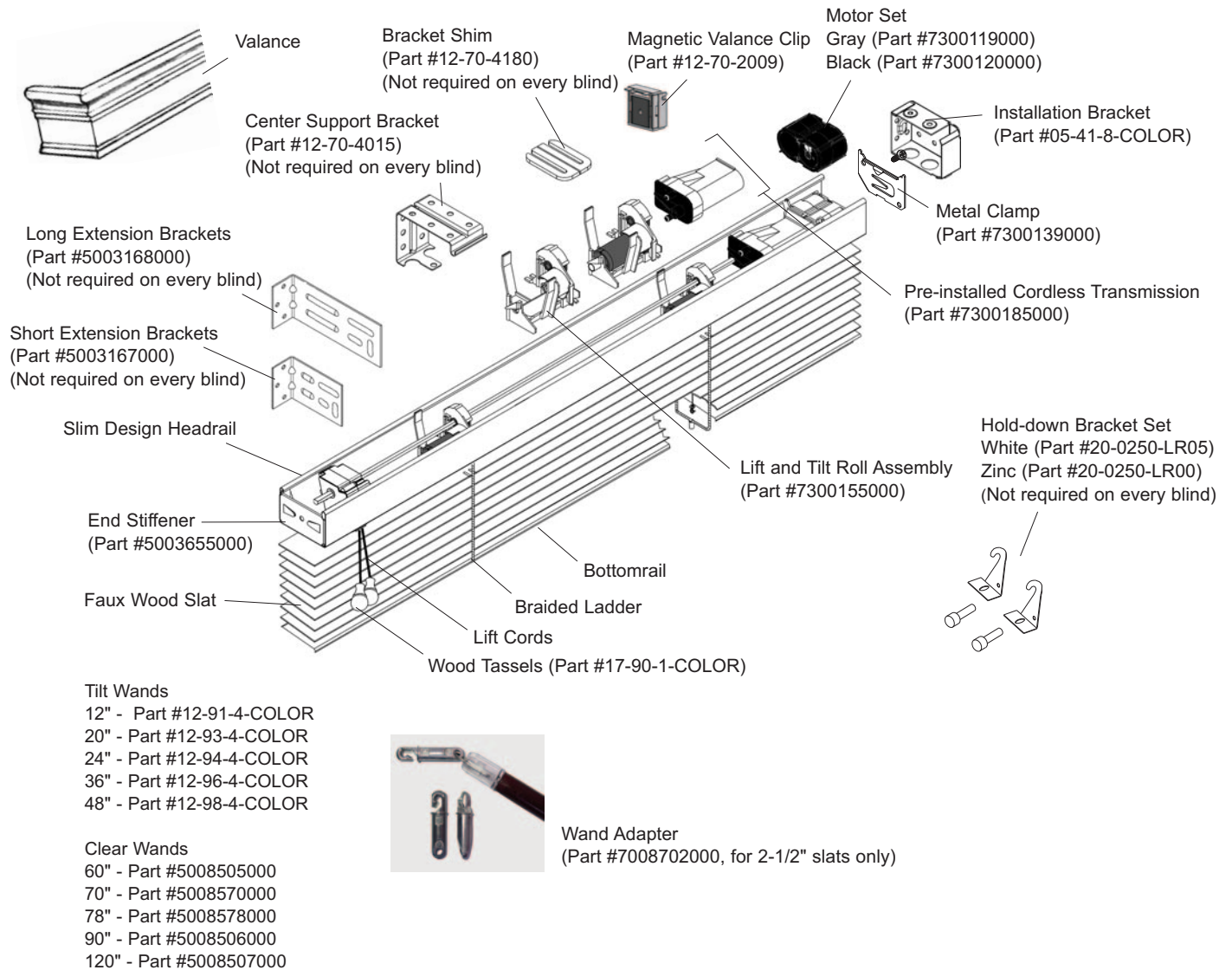


PRODUCT COMPONENTS – CORDLESS LIFT & LOCK™ SYSTEM



*when ordered with wand tilt

PRODUCT COMPONENTS – CORDLESS LIFT SYSTEM




REMOTETILT™ MOTORIZATION: OVERVIEW

With RemoteTilt motorized blinds, a better quality of life and have more time to enjoy life's daily pleasures. At the touch of a button, window coverings can be instantly adjusted to changing activities or the varying sun conditions.



An ideal solution is to manage glare with a RemoteTilt hand-held remote control. At the simple touch of a button, blinds will tilt open or closed to adjust to the changing sunlight in a room.



RemoteTilt motorized blinds provide ultra-quiet operation. This RF system can operate blinds from virtually anywhere in the house without direct line of sight. Similar to how a garage door opener operates, radio signals travel through walls and make it possible to control multiple coverings throughout the home alone or as a group. It is also available in a 5-channel version. The multi-channel RF system allows for independent control of individual blinds and/or group control.

The RemoteTilt motorization system provide many benefits, such as improving energy efficiency, providing easily controllable privacy and also enhancing home security.



The RemoteTilt RF timer allows users to program specific times of the day to automatically adjust blinds in different areas of the house, protecting interiors from the fading effects of direct sunlight. This feature provides added security to an unoccupied home by creating a lived in look even while homeowners are away on vacation.



The battery powered RemoteTilt RF wireless wall switch allows blinds to be controlled when entering or exiting a room, just like the lights. The switch may be seamlessly installed without wiring next to any light switch or stand alone, and is never misplaced. This one touch privacy helps create the ideal environment whether preparing for a bath, relaxing in bed or enjoying time with the family at home.

Alta RemoteTilt motorized blinds are powered by Somfy, an industry leader in automated window coverings. All motorized products are backed by a 5 year warranty.



RADIO FREQUENCY REMOTETILT™ MOTORIZATION: FEATURES & OPTIONS















RADIO FREQUENCY (RF) REMOTETILT FEATURES:

- Highest quality patent protected design by Somfy
- Advanced motor with quiet operation
- Motor is fully enclosed within the headrail
- RemoteTilt blinds install with standard installation hardware
- RF motor is programmable with 1-channel and 5-channel versions

Note: The power source must be selected when ordering. The options are: reloadable and non-reloadable single or dual battery wand, and the plug-in transformer.



 <p>Radio Frequency (RF) RemoteTilt Motor Motor (Part #1002822) Headrail Adapter (Part #9014528) Tilt Hex Rod Adapter – Standard (Part #9014535) Tilt D Rod Adapter – Cordless Lift (Part #9014536)</p>	<ul style="list-style-type: none"> • Fully concealed motor unit • Flexible and programmable operation • 12 Volt System
 <p>Radio Frequency (RF) Remote Control (must order separately) Color: 2 tone white and gray 2 Types: programmable 1-channel and programmable 5-channel (1-Channel: Part #RC445069) (5-Channel: Part #RC445079)</p>	<ul style="list-style-type: none"> • Controls tilting operation • Programmable features • Easy blind tilting up to 90 feet away • 5-channel remote allows for multiple and independent blind operation
 <p>Single Battery Wand (reloadable) and Installation Clips Wand (Part #RC445268) Clips (Part #9013263) 8 AA Lithium Batteries (not shown) (Part #9014834)</p>	<ul style="list-style-type: none"> • On initial blind orders, the reloadable wand comes with 8 AA lithium batteries • Comes with wall mounting installation clips • For parts ordering the reloadable wand INCLUDING 8 AA lithium batteries, order both part #s • Replacement 8 AA lithium batteries may also be ordered separately
 <p>Optional, Dual Battery Wand (reloadable) & Installation Clips (RF) (Clips: Part #9013263) (Wand: Part #RC445268) x2 (Y-Harness: Part #9015580) (Y-Harness Ext. Cable: Part #9016374)</p>	<ul style="list-style-type: none"> • On initial shade orders, the reloadable wands come with 16 AA lithium batteries • Combines (reloadable) Single Battery Wands for extended life • Comes with wall mounting installation clips
 <p>Transformer (RF) (Part #1822445)</p>	<ul style="list-style-type: none"> • Plug-in operation, no batteries required • Works in standard wall outlet (comes with 10' wire)
 <p>Battery Wand Extension Cables (RF) Color: White (10" Cable: Part #9013282) (48" Cable: Part #9013279) (96" Cable: Part #9013277)</p>	<ul style="list-style-type: none"> • Available in 10", 48" and 96" • Allows battery wand installation away from headrail
 <p>Wireless Wall Switch (RF) Color: white 2 Types: programmable 1-channel and 5-channel (1 Channel: Part #RC445135) (5 Channel: Part #RC445136)</p>	<ul style="list-style-type: none"> • Control wireless operation from the wall up to 90 feet away • Works like turning a light on/off
 <p>Programmable Timer (RF) 1 Type: programmable 1-channel (Part #1805237A)</p>	<ul style="list-style-type: none"> • Program operation based on pre-set times • Excellent home security feature
<p>WireFree™ Solar Pack Kit – Batteries NOT included (Part #9019034)</p> <p>Photovoltaic Panel </p> <p>"Y" Harness (Part #9016736) </p> <p>Battery + Battery Tube (Part #9018621) </p> <p>Accessories Plug-in AC battery (Part #9015781) rapid charger (required for charging battery prior to installation) </p>	<ul style="list-style-type: none"> • Uses sunlight to power a motorized shade. • Easy to install. Low profile, easy to conceal. • Solar Recharge Kit (batteries NOT included) (Part #9019034) – Includes solar panel, 10" Y harness, 12v reloadable battery tube, tube mounting clips, glass mount adhesive tape, solar panel mounting brackets – 4 qty.) • NiMh Rechargeable Batteries (quantity of 10) (Part #9018621) • Plug-in AC Battery Rapid Charger (for solar recharge kit only) (includes 12" cable) (Part #9015781) • 48" Extension Cable for Y Harness (Part #9016736)